



UNITED STATES ENVIRONMENTAL PROTECTION AGENCY
WASHINGTON, D.C. 20460

OFFICE OF
PREVENTION, PESTICIDES
AND
TOXIC SUBSTANCES

JAN 11 2002

Mr. Craig Martens
PBI/Gordon Corporation
Post Office Box 214020
Kansas City, Missouri 64101

Dear Mr. Martens:

Subject: Label Revision Amendment - Revise Directions For Use
Acme® Hi-Dep® Herbicide
EPA Registration Number 2217-703
Your Amendment Application Resubmission Dated
July 6, 2001

The labeling, referred to above, submitted in connection with registration under the Federal Insecticide, Fungicide, and Rodenticide Act (FIFRA), as amended, is acceptable provided that you:

1. Make the labeling changes listed below before you release the product for shipment bearing the amended labeling:
 - a. Based upon information provided by the Industry Task Force on 2,4-D Research Data, the Agency granted a conditional registration of 2,4-D for preplant, burndown use on soybeans and extended the conditional registration from December 31, 2001 until January 31, 2002. Thus, the time-limited tolerance of 0.02 ppm on soybean seed will expire on January 31, 2002.
 - b. The Agency recently issued PR Notice 2001-1 which updates guidance for the format and content of the First Aid Statements section on pesticide labeling. You will have to update the First Aid section in accordance with the time frame specified in the notice. A copy of the PR Notice can be downloaded from the following internet site:
http://www.epa.gov/PR_Notices/
2. Please submit one (1) final printed copy for the referenced label, incorporating the above change, releasing the product for shipment.

M. HOWARD
PM TEAM 23
(703) 305-6704

If you have any concerns or questions regarding this letter, please call Marcel Howard at (703)305-6784.

A stamped copy is enclosed for your records.

Sincerely yours,

Joanne I. Miller
Product Manger (23)
Herbicide Branch
Registration Division (7505C)

Enclosures

ACME[®]

HI-DEP[®] HERBICIDE

Hi-Dep[®] consists of the dimethylamine and diethanolamine salts of 2,4-D especially formulated for low volume applications with aerial and ground equipment.

1

ACTIVE INGREDIENTS:

Dimethylamine salt of 2,4-dichlorophenoxyacetic acid	33.2%
Diethanolamine salt of 2,4-dichlorophenoxyacetic acid	16.3%

INERT INGREDIENTS:	50.5%
TOTAL	100.0%

THIS PRODUCT CONTAINS:

3.8 lbs. 2,4-dichlorophenoxyacetic acid equivalent per gallon or 38.6%
Isomer Specific by AOAC Methods.

KEEP OUT OF REACH OF CHILDREN

DANGER - PELIGRO

Si Usted no entiende la etiqueta, busque a alguien para que se la explique a Usted en detalle. (If you do not understand the label, find someone to explain it to you in detail.)

See side panel for additional Precautionary Statements and Statement of Practical Treatment.

KEEP FROM FREEZING

NET CONTENTS U.S. GALLONS

808/ APXXXXXX
EPA REG. NO. 2217-703
EPA Est. No. 2217-KS-1
MANUFACTURED BY:



ACCEPTED
with COMMENTS
In EPA Letter Dated

JAN 11 2002

Under the Federal Insecticide,
Fungicide, and Rodenticide Act
as amended, for the pesticide
registered under EPA Reg. No.
2217-703



READ THE ENTIRE LABEL FIRST. OBSERVE ALL PRECAUTIONS AND FOLLOW DIRECTIONS CAREFULLY.

PRECAUTIONARY STATEMENTS

Hazards To Humans And Domestic Animals:

DANGER: Corrosive. Causes eye damage and skin irritation. Do not get in eyes, on skin or on clothing. Harmful if swallowed, absorbed through skin or inhaled. Avoid breathing vapor or spray mist.

Personal Protective Equipment (PPE):

Applicators and other handlers must wear long-sleeved shirt and long pants, waterproof gloves, shoes plus socks, and protective eyewear.

Discard clothing and other absorbent materials that have been drenched or heavily contaminated with this product's concentrate. Do not reuse them. Follow manufacturer's instructions for cleaning/maintaining PPE. If no such instructions for washables, use detergent and hot water. Keep and wash PPE separately from other laundry. After each day of use, clothing or PPE must not be reused until it has been cleaned.

Engineering Control Statements:

Containers over 1 gallon and less than 5 gallons in capacity: Mixers and loaders who do not use a mechanical system (probe and pump) to transfer the contents of this container must wear coveralls or a chemical-resistant apron in addition to the other required PPE.

Containers of 5 gallons or more in capacity: Do not open-pour from this container. A mechanical system (probe and pump or spigot) must be used for transferring the contents of this container. If the contents of a nonrefillable pesticide container are emptied, the probe must be rinsed before removal. If the mechanical system is used in a manner that meets the requirements listed in the Worker Protection Standard (WPS) for agricultural pesticides [40 CFR 170.240(d)(4)], the handler PPE requirements may be reduced or modified as specified in the WPS.

When handlers use enclosed cabs or aircraft in a manner that meets the requirements listed in the Worker Protection Standard (WPS) for agricultural pesticides [40 CFR 170.240(d)(4-6)], the handler PPE requirements may be reduced or modified as specified in the WPS.

User Safety Recommendations:

Users should:

- ◆ Wash hands before eating, drinking, chewing gum, using tobacco or using the toilet.
- ◆ Remove clothing immediately if pesticide gets inside. Then wash thoroughly and put on clean clothing.
- ◆ Remove PPE immediately after handling this product. Wash the outside of gloves before removing. As soon as possible, wash thoroughly and change into clean clothing

Statement of Practical Treatment

IF IN EYES: In case of eye contact, immediately flush eyes with plenty of water for 15 minutes. Call a physician at once.

IF ON SKIN: Wash promptly with soap and water. Rinse thoroughly. If irritation develops, get medical attention.

IF SWALLOWED: Drink promptly a large quantity of milk, egg white, gelatin solution, or if these are not available, large quantities of water. Avoid alcohol. Call a physician at once.

IF INHALED: Remove victim to fresh air and apply respiration if indicated.

NOTE TO PHYSICIAN: Probable mucosal damage may contraindicate the use of gastric lavage.

ENVIRONMENTAL HAZARDS:

To prevent injury to susceptible crops and other desirable plants including but not limited to cotton, tomatoes, garden crops, and ornamentals, avoid contact with the spray solution, spray droplets, and spray mist (fine droplets). Applications are recommended only when there is no potential hazard from spray drift during dormant and active growth periods. Use coarse spray droplets, follow the recommendations of the equipment manufacturers, and apply when the wind velocity is less than 10 mph. Always check the spray tank and equipment for cleanness before preparing the spray solution. To avoid subsequent injury to crops other than the use site, immediately clean the spray equipment and dispose the rinsates according to label instructions. Avoid contamination of water supplies that may be used to irrigate or water susceptible crops, or to be used for domestic purposes.

This product is toxic to aquatic invertebrates. Drift or runoff may adversely affect aquatic invertebrates and nontarget plants. For terrestrial uses, do not apply directly to water, or to areas where surface water is present or to intertidal areas below the mean high water mark. Do not contaminate water when disposing of equipment washwater.

Most cases of groundwater contamination involving phenoxy herbicides such as 2,4-D have been associated with mixing/loading and disposal sites. Caution should be exercised when handling 2,4-D pesticides at such sites to prevent contamination of groundwater supplies. Use of closed systems for mixing or transferring this pesticide will reduce the probability of spills. Placement of the mixing/loading equipment on an impervious pad to contain spills will help prevent groundwater contamination.

SUBLABEL I. Sublabel named Hi-Dep® Broadleaf Herbicide, Gordon's Agricultural Products.

DIRECTIONS FOR USE

It is a violation of Federal law to use this product in a manner inconsistent with its labeling.

Do not apply this product in a way that will contact workers or other persons, either directly or through drift. Only protected handlers may be in the area during application.

For any requirements specific to your State or Tribe, consult the agency responsible for pesticide regulation.

AGRICULTURAL USE REQUIREMENTS

Use this product only in accordance with its labeling and with the Worker Protection Standard, 40 CFR part 170.

This standard contains requirements for the protection of agricultural workers on farms, forests, nurseries, and greenhouses, and handlers of agricultural pesticides. It contains requirements for training, decontamination, notification, and emergency assistance. It also contains specific instructions and exceptions pertaining to the statements on this label about personal protective equipment and restricted-entry interval. The requirements in this box only apply to uses of this product that are covered by the Worker Protection Standard.

Do not enter or allow worker entry into treated areas during the restricted-entry interval (REI) of 48 hours.

For early entry to treated areas that is permitted under the Worker Protection Standard and that involves contact with anything that has been treated, such as plants, soil, or water, wear: coveralls, waterproof gloves, shoes plus socks, and protective eyewear.

STORAGE & DISPOSAL

Do not contaminate water, food, or feed by storage or disposal.

STORAGE: Store in original container in a locked storage area inaccessible to children or pets. Keep from freezing.

PESTICIDE DISPOSAL: Pesticide wastes are acutely hazardous. Improper disposal of excess pesticide, spray mixture, or rinsate is a violation of Federal law and may contaminate groundwater. If these wastes cannot be disposed of by use according to label instructions, contact your State Pesticide or Environmental Control Agency, or the Hazardous Waste representative at the nearest EPA Regional Office for guidance.

CONTAINER DISPOSAL: FOR PLASTIC CONTAINER: - Triple rinse (or equivalent). Then offer for recycling or reconditioning, or puncture and dispose of in a sanitary landfill, or incineration, or if allowed by state and local authorities by burning. If burned stay out of smoke. FOR METAL DRUMS: Triple rinse (or equivalent). Then offer for recycling or reconditioning, or puncture and dispose of in a sanitary landfill, or by other procedures approved by state and local authorities.

PRECAUTION FOR PAINTS AND COATINGS OF AUTOMOBILES AND OTHER VEHICLES:

Undiluted spray droplets may damage the paint, coating, or finish of vehicles. Vehicles should not be sprayed. If accidental exposure does occur, then the vehicle should be washed before the spray droplets dry.

NOTICE TO USER:

This product must be applied in compliance with the pesticide regulations of the state in which application is made. Check with local authorities regarding regulations which may affect the application of this product.

USE INSTRUCTIONS:

Hi-Dep® consists of the dimethylamine and diethanolamine salts of 2,4-D especially formulated for low volume applications with aerial and ground equipment.

AERIAL APPLICATION:

Ready-To-Use, not necessary to dilute for application rates of ½ gallon (2 quarts) per acre or higher. For rates lower than ½ gallon, dilute with water for a total solution per acre of not less than ½ gallon.

AIRCRAFT SPECIFICATIONS (FIXED WING OR ROTARY WING):

Boom width should not exceed ¾ the length of the aircraft wingspan. Do not exceed 25 psi nozzle pressure. Number of nozzles required to obtain desired volume per acre is dependent on swath width and speed of aircraft. Nozzles should be positioned between 135° and 175° from direction of flight for fixed wing. DO NOT APPLY THROUGH BECO-MIST NOZZLE SYSTEMS. Maintain aircraft altitude of 10 to 12 feet during application. See manufacturer's technical bulletin regarding nozzles and application specifications.

GROUND APPLICATION:

Apply in water, 1 to 10 gallons total solution per acre with conventional equipment. Low spray volumes (1 to 5 gallons per acre) may provide more effective weed control and better economy. Use nozzle systems capable of spraying correct gallonage with boom pressures of 25 psi or less.

WEEDS CONTROLLED: Use Hi-Dep® to control many broadleaf weeds including:

- PERENNIAL WEEDS -		
Artichoke	Dogfennel	Rush, slender
Aster	Goldenrod	Sowthistle
Austrian fieldcress	Ground ivy	St. Johnswort
Bindweed	Healall	Stinging nettle
Blackeyed susan	Hemlock	Strawberry (wild)
Blue lettuce	Ironweed	Tall buttercup
Canada thistle	Knapweed	Tanweed
Catnip	(spotted Russian, diffuse)	Toadflax
Chicory	Leafy spurge	Vervain
Clover (many types)	Locoweed	Whiteweed (hoary cress)
Coffeeweed	Mugwort	Wild garlic
Dandelion	Nettles	Wild onion
Deck	Orange hawkweed	Wild sweet potato
Dogbane	Povertyweed	Yellow rocket
- ANNUAL AND BIENNIAL WEEDS -		
Beggarticks	Henbit	Primrose
Bitterweed	Jewelweed	Puncturevine
Black medic	Jimsonweed	Radish (wild)
Broomweed	Jim Hill mustard	Ragweed
Bull thistle	(Tumble mustard)	Russian thistle
Burdock	Knotweed	Scotch thistle
Carpetweed	Lambsquarters	Shepherdspurse
Catchweed bedstraw	Lettuce (wild)	Sneezeweed
Chickweed	Mallow	Sowthistle (common)
Cinquefoil	Marestail (horseweed)	Spanishneedles
Cockle	Marijuana	Sunflower
Cocklebur	Marshelder	Tansy mustard
Croton	Mediterranean sage	Tansy ragwort
Devilsclaw	Miners lettuce	Tumbleweed
Falseflax	Morningglory (annual)	Tumble pigweed
Fleabane (daisy)	Musk thistle	Velvetleaf
Flixweed	Mustard	Vetch
Frenchweed	Parsnip	Wild carrot
Galinsoga	Pennycress	Wild parsnip
Goatsbeard	Pepperweed	Wild turnip
Goosefoot	Pigweed (redroot)	Witchweed
Groundsel	Plantain	Wormwood
Gumweed	Prickly lettuce	Yellow starthistle
ALSO CERTAIN 2,4-D SUSCEPTIBLE WOODY PLANTS SUCH AS:		
Big sagebrush	Hazel	Poison oak
Buckbrush	Locust	Rabbitbrush
Cedar	Macartney rose	Sagebrush
Chamise	Manzanita	Shinnery oak
Cherokee rose	Multiflora rose	Sumac
Coastal sage	Pine	Tropical soda apple
Elderberry	Poison ivy	Willow

To convert local recommendations into Hi-Dep® use the following table:

2,4-D acid equivalent (a.e.)	1 lb.	$\frac{3}{4}$ lb.	$\frac{1}{2}$ lb.	$\frac{3}{8}$ lb.	$\frac{1}{4}$ lb.	$\frac{1}{8}$ lb.	$\frac{1}{16}$ lb.
Hi-Dep®	2 pt.	1½ pt.	1 pt.	$\frac{3}{4}$ pt.	$\frac{1}{2}$ pt.	$\frac{3}{8}$ pt.	$\frac{1}{4}$ pt.

8/57

WHEAT, BARLEY, OATS, RYE, AND TRITICALE:

See Table 1 for recommended use rates. Spray after crop begins tillering and before the boot stage (usually 4 to 8 inches tall) and weeds are small. Do not apply before the tiller stage nor from early boot through the milk stage. To control large weeds, preharvest treatment can be applied when the grain is in the hard dough stage. Best results will be obtained when soil moisture is adequate for plant growth and weeds are growing well. Do not permit dairy animals or meat animals being finished for slaughter to forage or graze treated grain fields within two weeks of treatment.

WHEAT - PERENNIAL BROADLEAF WEEDS:

Apply 2 pints of product per acre when weeds are in bud stage, but do not spray crop in the boot to dough stage. The rate of 2 pints of product per acre (1.0 pound acid equivalent per acre) can produce injury to wheat. Balance the severity of your weed problem against the possibility of crop damage. Where perennial weeds are scattered, spot treatments are suggested to minimize the extent of crop injury.

TANK MIXTURES FOR SMALL GRAINS:

Hi-Dep® can be applied as a tank mixture with Glean® to broaden the spectrum of weed control. In order to ensure maximum safety and weed control follow all precautions and limitations on this label and the labels of products used in tank mixtures with Hi-Dep®.

TANK MIXTURES FOR SMALL GRAINS

Products	Amount of Product
Hi-Dep® + Glean®*	1 pint/A + 1/6 to 1/3 ounce/A
*Glean® has been withdrawn from Colorado, Minnesota, Montana, Nebraska Panhandle, North Dakota, South Dakota, New Mexico, Texas Panhandle, and Wyoming. Still available in South Central Plains and Pacific Northwest. Consult your local DuPont representative for specific recommendations.	

CORN:

PREPLANT APPLICATIONS FOR NO-TILLAGE AND REDUCED TILLAGE CORN:

Hi-Dep® may be applied prior to planting corn with conservation tillage systems. In no-tillage or reduced tillage systems where corn is planted in previous crop residues, established sod, stale seedbeds, or broadleaf cover crops, Hi-Dep® will control susceptible broadleaf weeds and certain cover crops, Hi-Dep® will not control unemerged broadleaf weeds and may not control the regrowth of certain perennial weeds.

To control emerged and actively growing broadleaf weeds, apply 2 pints of product per acre with spray volumes of 1 to 10 gallons per acre with ground equipment prior to planting. For less susceptible weeds, tank mixtures are recommended.

To control established legume sod (alfalfa and red clover) or legume cover crops, apply 2 pints of product per acre with spray volumes of 1 to 10 gallons per acre with ground equipment. Allow 4 to 6 inches of growth for alfalfa and red clover prior to the herbicide application. For improved control of these legumes, Banvel® Herbicide or Clarity™ Herbicide tank mixtures are recommended.

TANK MIXTURES FOR PREPLANT APPLICATIONS FOR NO-TILLAGE AND REDUCED TILLAGE CORN:

Hi-Dep®, a mixed amine salt of 2,4-D, may be applied in combination with one or more of the following herbicides for improved control of broadleaf weeds. These tank mixtures must be used according to the most restrictive label limitations and precautions. No label dosage rate should be exceeded. Follow the labeling of each companion product for precautionary statements, directions for use, dosage rates, and application schedules. Tank mixture recommendations are for use only in states where the companion products and application site are registered. In addition, certain states or geographic regions may have established dosage rate limitations. Consult your State Pesticide Control Agency for additional information regarding the maximum use rates.

This product may be tank mixed with these herbicides for preplant applications for corn with conservation tillage systems:

Common Name	Trade Names, Including But Not Limited To:
alachlor	Lasso [®] Micro-Tech Herbicide Lasso [®] Herbicide
alachlor and atrazine	Bullet [®] Herbicide Lariat [®] Flowable Herbicide
atrazine	AAtrex [®] Nine-O [®]
atrazine and cyanazine	Extrazine [®] II DF Herbicide Dispersible Granule
atrazine and dicamba	Marksman [®] Herbicide
atrazine and metolachlor	Bicep [®] 6L Herbicide
cyanazine	Bladex [®] 90 DF
dicamba	Banvel [®] Herbicide Clarity [™] Herbicide
glyphosate	Roundup [®] Herbicide
metolachlor	Dual [®] Herbicide Dual Magnum [™]
paraquat	Gramoxone [®] Extra Herbicide

MIXING INSTRUCTIONS FOR FERTILIZER/HERBICIDE COMBINATIONS FOR CORN:

Hi-Dep[®], a mixed amine salt of 2,4-D, can be tank mixed with fluid fertilizers. Fertilizer solutions and fertilizer suspensions will vary in density, viscosity, and nutrient analysis and will react differently than water in tank mixture combinations. Because manufacturers may change formulations, the compatibility of tank mixture combinations needs to be verified on a small scale before the tank mixtures are prepared for field applications. **ALWAYS CONDUCT A JAR TEST FOR COMPATIBILITY BEFORE PREPARING TANK MIXTURES.**

The jar test can be conducted by mixing all components in a small container in proportionate quantities. If the mixture separates after standing and can be mixed readily by shaking, then the mixture can be used and applied with spray equipment providing continuous agitation. If large flakes, sludge, gels or other precipitates form, or if a separate oily layer or oil globules appear, then the herbicide and the liquid fertilizer should not be prepared as a tank mixture.

ALWAYS PREMIX HI-DEP[®] WITH WATER BEFORE ADDING TO FLUID FERTILIZERS. For liquid nitrogen solutions such as U.A.N., use a premix of 1 part of Hi-Dep[®] with 4 parts of water or use a premix with a 1:4 ratio of product to water. For other fluid fertilizers such as suspensions, use a premix of 1 part of Hi-Dep[®] with 50 to 60 parts of water.

Use fluid fertilizers at rates and application schedules that are recommended your State Agricultural Extension Service or fertilizer suppliers.

Use the application schedules and the dosage rates of Hi-Dep[®] for corn production presented in Table 1.

PREEMERGENCE:

See Table 1 for recommended use rates. Apply to soil after planting but before corn emerges.

EMERGENCE:

Apply just as corn plants are breaking ground. See Table 1 for recommended use rates.

POSTEMERGENCE:

1. **Early Postemergence:** Corn height up to 8 inches, or from the spike stage until 5-leaf corn, or up to 3 weeks after emergence.

Apply 0.5 to 1.0 pint of Hi-Dep* per acre as a broadcast treatment. Injury to corn is most likely to occur if applied when corn is growing rapidly under high temperature and high soil moisture conditions. In such situations, use the broadcast rate of ½ pint per acre. Delay cultivation for 8 to 10 days after application to allow the corn to overcome any temporary brittleness.

2. **Late Postemergence:** Corn height greater than 8 inches, or from 6-leaf corn until tasseling, or later than 3 weeks after emergence.

Use nozzle extensions or drop nozzles for a directed spray to the inter-row areas only (See Diagram 1). Ensure uniform coverage of target weeds. Direct the spray beneath the corn canopy away from base of the corn plants. Minimize the coverage of the corn leaves and avoid spray deposits in the whorl. Do not apply from tasseling to the hard dough or denting stage.

Diagram 1: Spray pattern of an even spray nozzle for inter-row applications.



The broadcast dosage rates presented in Table 1 must be adjusted for this inter-row application. Specifically, multiply the broadcast dosage rate shown in Table 1 times the fraction of the row width covered by the spray pattern. Or, use the formulas below to compute the proper dosage rate and spray volumes for this inter-row method of application.

$$\text{Dosage Rates per Treated Acre} = \frac{\text{Spray band width, inches}}{\text{Row width, inches}} \times \text{Broadcast Dosage Rate per Acre}$$

$$\text{Spray Volume per Treated Acre} = \frac{\text{Spray band width, inches}}{\text{Row width, inches}} \times \text{Broadcast Spray Volume per Acre}$$

TANK MIXTURES FOR EARLY POSTEMERGENCE AND LATE POSTEMERGENCE APPLICATIONS TO CORN:

Hi-Dep*, a mixed amine salt of 2,4-D, may be applied in combination with one or more of the following herbicides for improved control of broadleaf weeds. These tank mixtures must be used according to the most restrictive label limitations and precautions. No label dosage rate should be exceeded. Follow the labeling of each companion product for precautionary statements, directions for use, dosage rates, and application schedules. Tank mixture recommendations are for use only in states where the companion products and application site are registered.

Product Name	Early Postemergent Applications		Late Postemergent Applications	
	Pints per Acre	Pounds a.e./acre	Pints per Acre	Pounds a.e./acre
Hi-Dep® plus	Not recommended		¼ pint	0.125
Banvel® Herbicide	Not recommended		½ pint	0.25
Hi-Dep® plus	1/8 - ½ pint	0.06 - 0.25	¼ - ½ pint	0.125 - 0.25
Buctril® Brand Herbicide	1 pint	0.25	1½ pints	0.38

PREHARVEST:

After the hard dough stage, apply 1 to 2½ pints of Hi-Dep® as a broadcast treatment with air or ground equipment. High dosage rates (1½ to 2½ pints of product per acre) are recommended to suppress bindweed, cocklebur, dogbane, sunflower, and velvetleaf that may interfere with harvesting. **NOTE:** Do not forage or feed corn or fodder for 7 days following application.

NOTE FOR ALL APPLICATION SCHEDULES:

Hybrids vary in tolerance to 2,4-D. Some are easily injured. Spray only hybrids known to be tolerant to 2,4-D. Consult the seed company or your State Agricultural Experiment Station or Extension Service Weed Specialist for this information. Follow all directions carefully and ensure proper sprayer calibration.

GRAIN SORGHUM (MILO):**PREPLANT APPLICATIONS FOR NO-TILLAGE AND REDUCED TILLAGE GRAIN SORGHUM(MILO):**

Hi-Dep®, a mixed amine salt of 2,4-D, may be applied prior to planting grain sorghum with conservation tillage systems. In no-tillage or reduced tillage systems where grain sorghum is planted in previous crop residues, established sod, stale seedbeds, or broadleaf cover crops, Hi-Dep® will control susceptible broadleaf weeds and certain cover crops. Hi-Dep® will not control unemerged broadleaf weeds and may not control the regrowth of certain perennial weeds.

To control emerged and actively growing broadleaf weeds, apply 1.5 pints of product per acre with spray volumes of 1 to 10 gallons per acre with ground equipment prior to planting. For less susceptible weeds or over-wintering weeds, tank mixtures are recommended.

TANK MIXTURES FOR PREPLANT APPLICATIONS FOR NO-TILLAGE AND REDUCED TILLAGE GRAIN SORGHUM:

Hi-Dep®, a mixed amine salt of 2,4-D, may be applied in combination with one or more of the following herbicides for improved control of broadleaf weeds. These tank mixtures must be used according to the most restrictive label limitations and precautions. No label dosage rate should be exceeded. Follow the labeling of each companion product for precautionary statements, directions for use, dosage rates, and application schedules. Tank mixture recommendations are for use only in states where the companion products and application site are registered. In addition, certain states or geographic regions may have established dosage rate limitations. Consult your State Pesticide Control Agency for additional information regarding the maximum use rates.

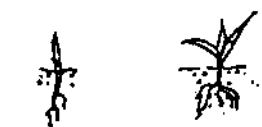
This product may be tank mixed with these herbicides for preplant applications for grain sorghum with conservation tillage systems:

Common Name	Trade Names, Including But Not Limited To:
atrazine	Aatrex® Nine-O®
cyanazine	Bladex® 90 DF
dicamba	Banvel® Herbicide
glyphosate	Roundup® Herbicide
paraquat	Gramoxone® Extra Herbicide

POSTEMERGENT APPLICATIONS FOR GRAIN SORGHUM (MILO):

Postemergent applications of Hi-Dep® are recommended during the 4-leaf stage up to the boot stage of the grain sorghum. Broadcast applications are recommended for the 4 to 6-leaf stage of grain sorghum or approximately 14 to 21 days after emergence. Only directed sprays to the inter-rows are recommended for the 6-leaf stage until the boot stage of the grain sorghum or approximately 21 to 50 days after emergence.

APPLICATION SCHEDULES FOR GRAIN SORGHUM (MILO):

Avoid Spraying		Best Application Window			Avoid Spraying	
		Early Post-Emergence	Late Post-Emergence			
		4-Leaf	6-Leaf	8-Leaf	Boot	Soft Dough
Emergence						
						
Approximate Days after Emergence		14	21	28	50	
Plant height, inches		4	8	12		
Types of Application		Broadcast	Drop nozzles only			

- 1. Early Postemergence:** Grain sorghum height of 4 to 8 inches, or from 4-leaf until 6 leaf grain sorghum, or approximately 14 to 21 days after emergence.

Apply $\frac{2}{3}$ to 1 pint of Hi-Dep® per acre as a broadcast treatment. Temporary crop injury can be expected under conditions of high soil moisture and high air temperature. If it is necessary to apply under these conditions, use no more than $\frac{2}{3}$ pints of product per acre.

- 2. Late Postemergence:** Grain sorghum height greater than 8 inches, or from 6-leaf stage until boot stage of grain sorghum, or approximately 21 to 50 days after emergence.

Use nozzle extensions or drop nozzles for a directed spray to the inter-row areas only. (See Diagram 1 shown in the instructions for corn.) Ensure uniform coverage of target weeds. Direct the spray beneath the sorghum canopy away from base of the grain sorghum plants. Minimize the coverage of the grain sorghum leaves and avoid spray deposits in the whorl. Do not apply after the boot stage of grain sorghum.

The broadcast dosage rates presented in Table 1 must be adjusted for this inter-row application. Specifically, multiply the broadcast dosage rate shown in Table 1 times the fraction of the row width covered by the spray pattern. Or, use the formulas below to compute the proper dosage rate and spray volumes for this inter-row method of application.

$$\text{Dosage Rates per Treated Acre} = \frac{\text{Spray band width, inches}}{\text{Row width, inches}} \times \text{Broadcast Dosage Rate per Acre}$$

$$\text{Spray Volume per Treated Acre} = \frac{\text{Spray band width, inches}}{\text{Row width, inches}} \times \text{Broadcast Spray Volume per Acre}$$

GRAIN SORGHUM TANK MIXTURES FOR EARLY POSTEMERGENCE AND LATE POSTEMERGENCE APPLICATIONS:

Hi-Dep[®], a mixed amine salt of 2,4-D, may be applied in combination with one or more of the following herbicides for improved control of broadleaf weeds. These tank mixtures must be used according to the most restrictive label limitations and precautions. No label dosage rate should be exceeded. Follow the labeling of each companion product for precautionary statements, use directions, dosage rates, and application schedules. Tank mixture recommendations are for use only in states where the companion products and application site are registered.

Product Name	Early Postemergent Applications		Late Postemergent Applications	
	Amount of Product, Pints per Acre	Pounds a.e./acre	Amount of Product, Pints per Acre	Pounds a.e./acre
Hi-Dep [®] plus Banvel [®] Herbicide	¼ to ½ pint	0.125 - 0.25	Not recommended	
	½ pint	0.25	Not recommended	
Hi-Dep [®] plus Buctril [®] Brand Herbicide	¼ to ½ pint	0.06 - 0.25	¼ - ½ pint	0.125 - 0.25
	1 pint	0.25	1½ pints	0.38

NOTE FOR ALL APPLICATION SCHEDULES:

Hybrids vary in tolerance to 2,4-D. Some are easily injured. Spray only hybrids known to be tolerant to 2,4-D. Consult the seed company or your State Agricultural Experiment Station or State Agricultural Extension Service for this information.

FOR USE IN REDUCED OR NO-TILLAGE IN SOYBEANS (PREPLANT ONLY)

GENERAL INFORMATION:

Hi-Dep[®] is a mixed amine salt of 2,4-D that provides postemergence control of many susceptible annual and perennial broadleaf weeds. Hi-Dep[®] may be applied prior to planting soybeans to provide foliar burndown control of susceptible annual and perennial broadleaf weeds and certain broadleaf cover crops such as those listed on this label. Hi-Dep[®] should only be applied preplant to soybeans in situations such as reduced tillage production systems, where emerged weeds are present. Apply only according to the application instructions given below.

MIXING INSTRUCTIONS:

Mix Hi-Dep[®] only with water, unless otherwise directed on this label. Compatible crop oil concentrates, agricultural surfactants and fluid fertilizers approved for use on growing crops may increase the herbicidal effectiveness of 2,4-D on certain weeds and may be added to the spray tank. Read and follow all directions and precautions on this label and on all labels of adjuvants or fertilizers mixed with this product.

APPLICATION PROCEDURES:

Apply using air or ground equipment in sufficient gallonage to obtain adequate coverage of weeds. Use 2 or more gallons of water per acre in aerial equipment and 10 or more gallons of water per acre in ground equipment.

APPLICATION TIMING AND USE RATES FOR AMINE SALTS

Maximum Amount Of Hi-Dep [®] per acre	Maximum Rate (Pounds 2,4-D a.e./acre)	When to Apply (Days Prior To Planting Soybeans)
1 Pint	0.5	Not Less Than 15 Days
1 Quart	1	Not Less Than 30 Days

WEEDS CONTROLLED		
Alfalfa*	Garlic, wild*	Ragweed, common
Bindweed*	Horseweed or Maretail	Ragweed, giant
Bullnettle	Ironweed	Shepherdspurse
Bittercress, smallflowered	Lambsquarters, common	Smartweed, Pennsylvania
Buttercup, smallflowered	Lettuce, prickly	Sowthistle, annual
Carolina geranium	Morningglory, annual	Speedwell
Cinquefoil, common and rough	Mousetail	Thistle, Canada*
Clover, red*	Mustard, wild	Thistle, bull
Cocklebur, common	Onion, wild*	Velvetleaf
Dandelion	Pennycress, field	Vetch, hairy*
Dock, curly*	Plantain	Virginia copperleaf
Eveningprimrose, cutleaf	Purslane, common	

*These species are only partially controlled.

In general, weeds should be small, actively growing and free of stress caused by extremes in climatic conditions, diseases, or insect damage at the time of treatment. The response of individual weed species to Hi-Dep® is variable. Consult your local county or State Agricultural Extension Service or crop consultant for advice.

APPLICATION RESTRICTIONS AND PRECAUTIONS FOR SOYBEANS (PREPLANT):

IMPORTANT NOTICE: Unacceptable injury to soybeans planted in fields previously treated with Hi-Dep® may occur. Whether or not soybean injury occurs and the extent of the injury will depend on weather (temperature and rainfall) from herbicide application until soybean emergence and agronomic factors such as the amount of weed vegetation and previous crop residue present. Injury is more likely under cool rainy conditions and where there is less weed vegetation and crop residue present.

Apply a maximum of one application per growing season regardless of the treatment rate.

Do not apply Hi-Dep® when weather conditions such as air temperature inversions or wind favor drift from treated areas to susceptible plants.

LIVESTOCK GRAZING RESTRICTION: Do not feed hay, forage, or fodder. Restrict livestock from grazing treated fields.

In fields previously treated with 2,4-D, plant soybean seed as deep as practical or at least 1.5 to 2.0 inches deep. Adjust the press wheel of the planter, if necessary, to ensure that planted seed is completely covered.

RICE:

See Table 1 for recommended use rates. Apply in the late tillering stage of rice development, at the time of first joint development (first to second green ring), usually 6 to 9 weeks after emergence. Do not apply after panicle initiation, after rice internodes exceed ½ inch, at early seedling, early panicle, boot, flowering, or early heading growth stages. NOTE: Some rice varieties under certain conditions can be injured by 2,4-D. Therefore, before spraying, consult local State Agricultural Extension Service or University Specialists for appropriate rates and timing of 2,4-D sprays

SUGARCANE:

See Table 1 for recommended use rates. Use up to 4 applications per year. Consult your State Agricultural Experiment Station or Extension Service Weed Specialists for recommendations to fit local conditions.

Table 1: Broadcast Dosage Rates For Ground And Aerial Applications To Small Grains, Corn, Sorghum, Rice, And Sugarcane.

CROP	DOSAGE PER ACRE	
	Normal Rates (usually safe to crops)	Higher rates for special situations ² (more likely to injure crop)
WHEAT, BARLEY, OATS, RYE, AND TRITICALE:		
Spring postemergence wheat, barley, rye, triticale	¼ to 1½ pints	2 to 3 pints
Spring postemergence oats	½ to 1 pint	1½ to 2 pints
Preharvest ³ (hard dough stage) wheat, barley, oats, rye	1 to 2 pints	2 to 3 pints
CORN¹		
Preemergence	2 to 4 pints	-----
Emergence ¹	1 pint	1½ pints
Postemergence ¹		
• up to 8 inches tall	½ to 1 pint	-----
• 8 inches to tasseling (use only directed spray)	1 pint	1½ to 2½ pints
Preharvest ³	1 to 2 pints	1½ to 2½ pints
GRAIN SORGHUM (MILO)¹		
Postemergence		
• 6 to 8 inches tall	2/3 to 1 pint	-----
• 8 to 15 inches tall (use only directed spray)	1 pint	1½ to 2 pints
RICE		
	1 to 2½ pints	2 to 3 pints
SUGARCANE		
Fall, after harvest or planting	2 to 4 pints	-----
Spring, once or twice before close-in	2 to 4 pints	-----
Summer	2½ pints	-----
¹ Corn and sorghum hybrids vary in tolerance to 2,4-D; some are easily injured. Before spraying, obtain information on 2,4-D tolerance of specific hybrids and spray only those known to be resistant to 2,4-D injury. If plants are more than 8 inches tall, use directed spray and keep off corn and sorghum foliage. ² These higher rates may be needed to handle difficult weed problems in certain areas such as dry conditions, especially in areas west of the Mississippi River. However, do not use unless possible crop injury will be acceptable. Consult State Agricultural Experiment Station or Extension Service Weed Specialists for recommendations or suggestions to fit local conditions. ³ Apply after the hard dough or dent stage (corn) or hard dough stage (wheat) by air or ground equipment to suppress perennial weeds and control tall weeds such as bindweed, cocklebur, dogbane, jimsonweed, ragweed, sunflower, velvetleaf and vines that interfere with harvesting.		

Note: Do not apply when weather conditions favor drift from treated areas.

FALLOW LAND AND STUBBLE:

Annual weeds -- Use 1 to 2 quarts of product per acre. Apply when weeds are actively growing.

Perennial weeds -- Use 2 to 3 quarts of product per acre on weeds such as Canada thistle (apply in late bud or early bloom), field bindweed (50% or greater bloom) and other perennial weeds listed. Do not make application within 90 days of planting or until chemical has disappeared from soil.

TANK MIXTURES FOR FALLOW:

Hi-Dep[®], a mixed amine salt of 2,4-D, can be applied as a tank mixture with Banvel[®] Herbicide and Roundup[®] Herbicide to broaden the spectrum of weed control. In order to assure maximum safety and weed control follow all precautions and limitations on this label and the labels of products used in tank mixtures with Hi-Dep[®].

TANK MIXTURES FOR FALLOW

PRODUCTS	AMOUNT OF PRODUCT
Hi-Dep [®] + Banvel [®] Herbicide	3 pints/A + 1 pint/A
Hi-Dep [®] + Roundup [®] Herbicide	1 to 2 pints/A + ½ to 1 pint/A

PASTURE AND RANGELAND

BROADCAST APPLICATIONS WITH GROUND AND AERIAL EQUIPMENT:

Dosage Rates - Refer to Table 2 for the broadcast rates of Hi-Dep[®] applied with ground and aerial equipment.

TABLE 2. BROADCAST RATES PER ACRE FOR PASTURE AND RANGELAND.

Weed Types	Amount of Hi-Dep [®] , Quarts/Acre	Pounds of 2,4-D a.e./Acre	When to Apply
Annual Broadleaf	1.0 - 2.0 quarts	1.0 - 2.0 pounds	Spring or fall during active growth.
Biennial	1.0 - 2.0 quarts	1.0 - 2.0 pounds	Spring or fall during seedling to rosette stage.
Perennial	1.0 - 2.0 quarts	1.0 - 2.0 pounds	Spring or fall during bud to bloom stage.

The maximum application rate to pasture and rangeland is 2 pounds 2,4-D acid equivalent per acre per application per site.

On pasture and rangeland, the maximum seasonal rate is 6 quarts of product (5.7 pounds acid equivalent) per acre per season.

Do not use on bentgrass, alfalfa, clover, or other legumes. Do not use on newly seeded areas until grass is well established. Do not use from early boot to milk stage where grass seed production is desired.

Spray Volumes:

- For ground application of Hi-Dep[®] alone, use a total spray volume of 1.0 to 10.0 gallons per acre (gpa).
- For ground application of the tank mixtures, use a minimum spray volume of 10.0 gallons per acre.
- For aerial application of Hi-Dep[®] alone, use a total spray volume of 0.5 to 4.0 gallons per acre.
- For aerial application of the tank mixtures, use a minimum spray volume of 2.0 gallons per acre.

Grazing Restrictions and Harvest Intervals:

Observe these intervals:

- 1) A 7 day pregrazing interval for dairy cattle.
- 2) A 30 day preharvest interval for grass cut for hay.
- 3) A preslaughter interval for meat animals of 3 days.

TANK MIXTURES FOR PASTURE AND RANGELAND:

Hi-Dep*, a mixed amine salt of 2,4-D, can be applied as a tank mixture with Banvel* Herbicide or Tordon* 22K to broaden the spectrum of weed control. To assure maximum safety and weed control, follow all precautions and limitations on this label and the labels of products used in tank mixtures with Hi-Dep*.

Products	Amount of Product
Hi-Dep* + Banvel*	1 to 2 quarts/A + 1 to 2 pints/A
Hi-Dep* + Tordon* 22K	1 to 2 quarts/A + ¼ to 2 pints/A

SPOT TREATMENTS WITH GROUND EQUIPMENT:

High Volume Leaf Stem Treatments of Individual Plants or Small Areas with Backpack Sprayers, Knapsack Sprayers, Power Sprayers, Spray Guns, or Other Ground Equipment - This method is appropriate for sparse infestations of brush or woody species, for small areas, or for areas where broadcast applications are not feasible. Woody species including multiflora rose, Macartney rose, southern wild rose, and willow baccharis may be controlled with spot treatments. Perennial weeds including Canada thistle (late bud to early bloom), bull thistle (bud stage), musk thistle (spring or fall in rosette or early bud stage), leafy spurge (early to late bloom), and field bindweed (80% or greater bloom) may be effectively controlled with spot treatments of Hi-Dep*.

For Hi-Dep* alone, mix 2.0 gallons of Hi-Dep* per 100 gallons of water (2.0% spray concentration). Spray volumes will depend upon the height, density, and type of weeds/brush. Thorough coverage of the leaves, stems, trunks, and root collars is essential. Apply as a spray-to-wet application for the best results. Coverage should be thorough for individual plants and use sufficient pressure to penetrate the center of large clumps (e.g. multiflora rose).

On pasture and rangeland, the maximum seasonal rate is 6 quarts of product (5.7 pounds acid equivalent) per acre per season.

Do not use on bentgrass, alfalfa, clover, or other legumes. Do not use on newly seeded areas until grass is well established. Do not use from early boot to milk stage where grass seed production is desired.

Grazing Restrictions and Harvest Intervals -

Observe these intervals for Hi-Dep* treatments:

- 1) A 7 day pregrazing interval for dairy cattle.
- 2) A 30 day preharvest interval for grass cut for hay.
- 3) A preslaughter interval for meat animals of 3 days.

MESQUITE MANAGEMENT IN PERMANENT GRASS PASTURE AND RANGELAND:

Hi-Dep* and three tank mixtures have proven effective on mesquite in pasture and rangeland in Texas, Oklahoma, Arizona, and New Mexico. Hi-Dep* can be tank mixed with Reclaim* Herbicide, Remedy* Range and Pasture Herbicide, and Grazon* PC Herbicide for use on pasture and rangeland in accordance with the most restrictive of label limitations and precautions. No label dosages should be exceeded.

Hi-Dep*, Reclaim* Herbicide, and Remedy* Range and Pasture Herbicide are classified as General Use Pesticides. However, Grazon* PC Herbicide is classified as a Restricted-Use Pesticide. Two terms of the restrictions include the following:

For retail sale to and use only by Certified Applicators or persons under their direct supervision and only for those uses covered by the Certified Applicators certification. Commercial Certified Applicators must also ensure that all persons involved in these activities are informed of the precautionary statements.

APPLICATION SCHEDULES:

The appropriate growth stage of mesquite for effective control occurs in the spring or early summer after the mesquite has fully leafed out and has turned dark green in color. Do not apply when the mesquite beans are elongating. The best environmental conditions include soil temperatures above 75°F (24°C) at the depth of 12 to 18 inches and adequate soil moisture for plant growth.

BROADCAST APPLICATION WITH AERIAL EQUIPMENT:

Dosage Rates: Refer to Chart 1 for the broadcast rates of Hi-Dop® and tank mixtures applied with aerial equipment.

Spray Volumes: For aerial application of Hi-Dop® alone, use a total spray volume of 0.5 to 4.0 gallons per acre (gpa). For aerial application of the tank mixtures, use a minimum spray volume of 2.0 gallons per acre; for South Texas mixed brush 4 gallons per acre are recommended. Refer to Chart 1 for specific instructions.

Spray Preparation: Hi-Dop® diluted with water forms a solution. Agricultural surfactants such as X-77 Spreader® are recommended for tank mixtures with water alone. Drift control additives such as Nalco-Trol® may be used in reducing drift. Refer to Chart 1 for specific instructions.

Oil in water emulsions may increase the effectiveness of the tank mixtures when compared to spray mixtures with water alone. Oil in water emulsions include oil (diesel fuel, kerosene, fuel oil, or mineral oil), an emulsifier, and the herbicides. Prepare an oil-water emulsion with a 1:5 ratio by adding a premix of oil and emulsifier to the total spray mixture at the ratio of 1 part oil to 5 parts of water. Do not use more than one gallon of oil per acre. Always use a jar test to check compatibility before preparing tank mixtures. Emulsifiers such as Sponto® 712, Triton® X-100, or Rangeland Spramate® must be used for adequate stability in oil-water emulsions. Drift control agents such as Nalco-Trol® may be used in reducing drift. Refer to Chart 1 for specific instructions.

HARVEST AND GRAZING INTERVALS: Refer to Chart 1.

CHART 1. TANK MIXTURE RECOMMENDATIONS FOR FOLIAR BROADCAST TREATMENTS USING AERIAL EQUIPMENT

Product Name	Restricted Use	Approved States	Amount of Product		Spray Volume gpa	Spray Preparations				Grazing and Harvest Intervals
						Water Solutions	Oil: Water Emulsions	Drift Control Additives	Emulsifiers	
			Quarts per Acre	Pounds a.e./acre		Agricultural Surfactants % vol./vol.	Ratio of Oil to Water			
Hi-Dep [®]	NO	New Mexico Oklahoma Texas Arizona	2.0	1.9	> 1/2 to 4	-----	-----	-----	-----	See footnote 1
Hi-Dep [®] plus Reclaim [®] Herbicide	NO	New Mexico Oklahoma Texas	1.0 0.34-0.67	0.95 0.25-0.50	≥ 2	0.25%v/v	1:5	Nalco-Trol or Equivalent	Sponto 712 or Triton X-100	See footnotes 1, 2
Hi-Dep [®] plus Remedy [®] Range and Pasture Herbicide	NO	New Mexico Oklahoma Texas Arizona	1.0 0.50	0.95 0.50	≥ 2 and ≥ 4 for South Texas Mixed Brush	0.25%v/v	1:5	Nalco-Trol or Equivalent	Rangeland Spray-Mate, Sponto 712, Triton X-100	See footnotes 1, 3
Hi-Dep [®] plus Grazon [®] PC Herbicide	YES	New Mexico Oklahoma Texas	1.0 0.5-1.0	0.95 0.25-0.50	≥ 2 and ≥ 4 for South Texas Mixed Brush	0.50%v/v	1:5	Nalco-Trol or Equivalent	Sponto 712 or Triton X-100	See footnotes 1, 4

1) Observe these intervals:

- A 7 day pregrazing interval for dairy cattle.
- A 30 day preharvest interval for grass cut for hay.
- A preslaughter interval for meat animals of 3 days.

2) Do not spray pastures containing desirable forbs, especially legumes, unless injury to such plants can be tolerated. Do not treat more than once a year. Fall treatments are not recommended. Do not transfer livestock from treated grazing areas onto sensitive broadleaf crop areas without allowing 7 days of grazing on an untreated pasture.

3) Do not spray pastures containing desirable forbs, especially legumes such as clover, unless injury or loss of plants can be tolerated. Withdraw livestock from treated forage at least 3 days before slaughter during the year of treatment. Do not graze lactating dairy animals on treated areas for one year following treatment. Do not harvest grass for hay from treated areas for one year following treatment.

4) Do not transfer livestock from treated areas onto broadleaf crop areas without first allowing 7 days of grazing on untreated grass pasture. Otherwise, urine may contain enough picloram to cause injury to sensitive broadleaf plants. Do not spray pastures if the forage legume component is desired. Grazon[®] PC Herbicide may injure or kill legumes. Also, new legume seedlings may not be successful if made within 2 years following application of this herbicide. Do not treat with Grazon[®] PC Herbicide (Picloram) more than once a year. Maximum application rate for Grazon[®] PC Herbicide is 2 pints per acre per year. (0.5 lbs. ae/A).

5) Use nonionic agricultural surfactants such as X-77 Spreader[®] or equivalent products.

19 7 57

BROADCAST APPLICATIONS WITH GROUND EQUIPMENT:**DOSAGE RATES:**

Refer to Chart 2 for the broadcast rates of Hi-Dep® and tank mixtures applied with ground equipment.

SPRAY VOLUMES:

For ground application of Hi-Dep® alone, use a total spray volume of 1.0 to 10.0 gallons per acre (gpa). For ground application of the tank mixtures, use a minimum spray volume of 10.0 gallons per acre; for sites with mixed brush or dense growth 10 to 25 gallons per acre are recommended. Refer to Chart 2 for specific instructions.

SPRAY PREPARATION:

Hi-Dep® diluted with water forms a solution. Agricultural surfactants such as X-77 Spreader® are recommended for tank mixtures with water alone. Drift control additives such as Nalco-Trol® may be used in reducing drift. Refer to Chart 2 for specific instructions.

Oil in water emulsions may increase the effectiveness of the tank mixtures when compared to spray mixtures with water alone. Oil in water emulsions include oil (diesel fuel, kerosene, fuel oil, or mineral oil), an emulsifier, and the herbicides. The amount of oil in the spray mixture will range from 5 to 20 percent of the total spray mixture, and the maximum rate of oil should not exceed 1.0 gallon per acre. Emulsifiers such as Sponto® 712, Triton® X-100, or Rangeland Spramate® must be used for adequate stability in oil-water emulsions. Drift control agents such as Nalco-Trol® may be used in reducing drift. Always use a jar test to check compatibility before preparing tank mixtures. Refer to Chart 2 for specific instructions.

HARVEST AND GRAZING INTERVALS: Refer to Chart 2.

2/ 8 57

CHART 2. TANK MIXTURE RECOMMENDATIONS FOR FOLIAR BROADCAST TREATMENTS USING GROUND EQUIPMENT

Product Name	Restricted Use	Approved States	Amount of Product		Spray Volume gpa	Spray Preparations				Grazing and Harvest Intervals
						Water Solutions	Oil: Water Emulsions	Drift Control Additives	Emulsifiers	
			Quarts per Acre	Pounds a.e./acre		Agricultural Surfactants % vol./vol.	Ratio of Oil to Water			
Hi-Dep [®]	NO	New Mexico Oklahoma Texas Arizona	2.0	1.9	1 - 10	-----	-----	-----	-----	See footnote 1
Hi-Dep [®] plus Reclaim [®] Herbicide	NO	New Mexico Oklahoma Texas	1.0 0.34-0.67	0.95 0.25-0.50	10 - 20	0.25%v/v	5-10% with maximum of 1 gal. of oil per acre	Nalco-Trol or Equivalent	Sponto 712 or Triton X-100	See footnotes 1, 2
Hi-Dep [®] plus Remedy [®] Range and Pasture Herbicide	NO	New Mexico Oklahoma Texas Arizona	1.0 0.50	0.95 0.50	>10	0.50%v/v	5-10% with maximum of 1 gal. of oil per acre	Nalco-Trol or Equivalent	Rangeland Spra-Mate, Sponto 712, Triton X-100	See footnotes 1, 3
Hi-Dep [®] plus Grazon [®] PC Herbicide	YES	New Mexico Oklahoma Texas	1.0 0.5-1.0	0.95 0.25-0.50	10 - 25	0.50%v/v	15-20% with max. of 1 gal. of oil per acre	Nalco-Trol or Equivalent	Sponto 712 or Triton X-100	See footnotes 1, 4
1) Observe these intervals: • A 7 day pregrazing interval for dairy cattle. • A 30 day preharvest interval for grass cut for hay. • A pre-slaughter interval for meat animals of 3 days.										
2) Do not spray pastures containing desirable forbs, especially legumes, unless injury to such plants can be tolerated. Do not treat more than once a year. Fall treatments are not recommended. Do not transfer livestock from treated grazing areas onto sensitive broadleaf crop areas without allowing 7 days of grazing on an untreated pasture.										
3) Do not spray pastures containing desirable forbs, especially legumes such as clover, unless injury or loss of plants can be tolerated. Withdraw livestock from treated forage at least 3 days before slaughter during the year of treatment. Do not graze lactating dairy animals on treated areas for one year following treatment. Do not harvest grass for hay from treated areas for one year following treatment.										
4) Do not transfer livestock from treated areas onto broadleaf crop areas without first allowing 7 days of grazing on untreated grass pasture. Otherwise, urine may contain enough picloram to cause injury to sensitive broadleaf plants. Do not spray pastures if the forage legume component is desired. Grazon [®] PC Herbicide may injure or kill legumes. Also, new legume seedlings may not be successful if made within 2 years following application of this herbicide. Do not treat with Grazon [®] PC Herbicide (Picloram) more than once a year. Maximum application rate for Grazon [®] PC Herbicide is 2 pints per acre per year. (0.5 lbs. ac/A).										
5) Use nonionic agricultural surfactants such as X-77 Spreader [®] or equivalent products.										

HIGH VOLUME LEAF STEM TREATMENTS OF INDIVIDUAL MESQUITE PLANTS WITH BACKPACK SPRAYERS, KNAPSACK SPRAYERS, POWER SPRAYERS, SPRAY GUNS, OR OTHER GROUND EQUIPMENT:

This method is appropriate for sparse infestations of mesquite trees less than 6 to 8 feet in height or as a follow-up treatment in subsequent or different growing seasons. Hi-Dop® may be applied alone or in combination with Reclaim® in a dilution with water or in an oil-water emulsion.

For Hi-Dop® alone, mix 2.0 gallons of Hi-Dop® per 100 gallons of water (2.0% spray concentration). For Hi-Dop® plus Reclaim® tank mixture, mix 1 gallon of Hi-Dop® plus 0.5 to 0.75 gallon of Reclaim® Herbicide per 100 gallons of water (1.0% and 0.5 to 0.75% spray concentration of Hi-Dop® and Reclaim®, respectively). See Chart 3 for additional instructions for the spray preparation of 100 gallons of spray solution.

Spray volumes will depend upon the density and height of the mesquite plants. Thorough coverage of the leaves, stems, trunks, and root collars is essential. Apply as a spray-to-wet application for the best results. However, do not exceed one application of 1 1/3 pints per acre per year of Reclaim® Herbicide.

CHART 3. SPRAY PREPARATION CHART FOR MIXING 100 GALLONS OF SPRAY SOLUTION

Spray Concentration (%vol/vol) and Type	Amounts of Products to Make 100 Gallons of Spray Solution					
	Hi-Dop®, Gallons	Reclaim®, Gallons	Water, Gallons	Oil ¹ , Gallons	X-77 Spreader ² , Gallons	Emulsifier ³ , Gallons
2.0% water dilution	2.0	-----	98.0	-----	-----	-----
1.0% + (0.5 - 0.75%) water dilution	1.0	0.5 - 0.75	98.0 - 98.25	-----	0.25	-----
1.0% + (0.5 - 0.75%) oil-water emulsion	1.0	0.5 - 0.75	93.1 - 93.40	5.0	-----	0.12
¹ Add oil to the total spray mixture at the rate of 5% (vol./vol.), but do not use more than 1 gallon of oil per acre for this oil-water emulsion.						
² Nonionic agricultural surfactants may be substituted for X-77 Spreader®.						
³ Triton® X-100, Sponto® 712, or other emulsifiers are added at the rate of 3 fl. ozs. per gallon of oil.						

Observe these grazing and harvest intervals for Hi-Dop® treatments.

- ♦ A 7 day pregrazing interval for dairy cattle.
- ♦ A 30 day preharvest interval for grass cut for hay.
- ♦ A preslaughter interval for meat animals of 3 days.

Observe these additional precautions for Hi-Dop® and Reclaim® Herbicide combinations.

- ♦ Do not spray pastures containing desirable forbs, especially legumes, unless injury to such plants can be tolerated.
- ♦ Do not treat more than once a year. Fall treatments are not recommended. Do not transfer livestock from treated grazing areas onto sensitive broadleaf crop areas without allowing 7 days of grazing on an untreated pasture.

GRASS SEED CROPS:

Use 1 to 4 pints of product per acre in spring or fall to control broadleaf weeds in grass being grown for seed. Do not apply from early boot to the milk stage. Spray seedling grass only after the 5-leaf stage, using 3/4 to 1 pint of product per acre to control small seedling weeds. After the grass is well established, higher rates of up to 4 pints of product per acre can be used to control hard-to-kill annual or perennial weeds. For best results, apply when soil moisture is adequate for good growth. **NOTE:** Do not use on bentgrass unless grass injury can be tolerated.

Observe these grazing and harvest intervals for Hi-Dop® treatments.

- ♦ A 7 day pregrazing interval for dairy cattle.
- ♦ A 30 day preharvest interval for grass cut for hay.
- ♦ A preslaughter interval for meat animals of 3 days.

CONSERVATION RESERVE PROGRAMS (CRP):

Hi-Dep* may be applied postemergence to newly seeded and established grasses grown in Conservation Reserve Program (CRP) acres.

Treatments of Hi-Dep* may injure or kill legumes including alfalfa, clovers, lespedezas, sweet clover, trefoils and vetches. Also, treatments of this product may be injurious and may reduce the seedling growth of buffalograss, bentgrass, kleingrass, sideoats grama, and switchgrass.

Do not graze or harvest treated Conservation Reserve Program acres.

NEWLY SEEDED AREAS (Applications after the 5 to 6-leaf stage of grass seedlings.):

Hi-Dep* may be applied to newly seeded perennial grasses or to the newly seeded grasses grown with a companion/cover crop such as small grains. Postemergent applications of this product are recommended only after the 5 to 6-leaf stage of the grass seedlings. Or, do not apply this product prior to the beginning of tillering of the perennial grass seedlings. Perennial grasses have shown tolerance to this product when the grass seedlings have tillered and have developed an adequate secondary root system.

Apply $\frac{3}{4}$ to 1 pint of Hi-Dep* as a broadcast treatment to control annual broadleaf weeds. Biennial and perennial weeds may require follow-up or sequential treatments. The maximum application rate is 1.0 pound 2,4-D acid equivalent per acre per application per site.

ESTABLISHED PERENNIAL GRASS STANDS:

Established grass stands are defined as perennial grasses that have been planted one or more seasons before the application of this product. Application rates and schedules are presented below:

ESTABLISHED GRASSES OF CONSERVATION RESERVE PROGRAM

Weed Types	Broadcast Rates Per Acre		When to Apply
	Amount of Hi-Dep* pts/acre	Pounds 2,4-D a.e./acre	
Annual Broadleaf	$\frac{3}{4}$ - 1 pint	0.38 to 0.5 pounds	Spring or fall during active growth.
Biennial	2 - 4 pints	1.0 - 2.0 pounds	Spring or fall during seedling to rosette stage.
Perennial	2 - 4 pints	1.0 - 2.0 pounds	Spring or fall during bud to bloom stage.
Footnote 1) Use the higher rate within the range specified for tall vegetation, dense canopies, weeds beyond the suggested growth stage, or during adverse conditions.			

Biennial and perennial weeds may require follow-up or sequential treatments. The maximum application rate is 2.0 pounds 2,4-D acid equivalent per acre per application per site.

CONTROL OF WOODY PLANTS, BRUSH AND BROADLEAF WEEDS ON ROADSIDES, DRAINAGE DITCHBANKS, FIREBREAKS, FORESTS (Forest Site Preparation), FENCEROWS, AND NONCROP AREAS:**HIGH VOLUME:**

Mix 1 to 2 gallons of product per 100 gallons of water (1 to 2% solution). Dosage rates per acre depend on the density of brush and/or weeds. For small broadleaf weeds, use the lower rate. Heavy dense stands of brush require the high rate with higher water volume. For small applications with small tank sprayers mix 1.25 to 2.5 fluid ounces of product per gallon of water.

To effectively control brush, all leaves, stems and suckers should be thoroughly wetted to the ground. Apply when plants come into full leaf (spring) to the time plants begin to go dormant. Best results are obtained when brush and broadleaf weeds are young and actively growing. Do not cut brush until the herbicide has translocated throughout the plant causing root death.

Do not apply as a stand release or cover spray to established conifers as injury may result.

CONTROL OF SOUTHERN WILD ROSE:

On fencerows, use 1 gallon of product per 100 gallons of water. Spray thoroughly as soon as foliage is well developed. Two or more treatments may be required.

AERIAL APPLICATIONS FOR NONCROPLAND AREAS:

Forestry Site Preparation – For use in desiccation/controlled burning programs, use ½ to 1 gallon of Hi-Dep® in tank mixes with other herbicides labeled for forestry site preparation (e.g. Garlon®, Tordon®, Arsenal® Applicators Concentrate). Use sufficient water to achieve uniform wetting of target brush species. Do not exceed 25 gallons total spray per acre.

The maximum application rate to forestry site preparation is 4 pounds 2,4-D acid equivalent per acre per application per site.

FOREST TREE INJECTION:

To control unwanted hardwood trees make injections as near the root collar as possible using one injection per inch of trunk's diameter at breast height. For resistant species such as hickory, injections should overlap. For best results injections should be made during the growing season -- May 15 to October 1.

For Concentrate Injection – Use 1 to 2 ml. of concentrate per injection. The injector bit must penetrate the inner bark.

LEAFY SPURGE CONTROL IN COLORADO, IDAHO, MINNESOTA, MONTANA, NEBRASKA, NORTH DAKOTA, SOUTH DAKOTA, WASHINGTON AND WYOMING:

Hi-Dep® is recommended for use in combination with Tordon® or Banvel® for the suppression and/or control of leafy spurge on industrial noncropland sites in Colorado, Idaho, Minnesota, Montana, Nebraska, North Dakota, South Dakota, Washington, and Wyoming.

HOW TO USE:

Apply 1 to 2 quarts of Hi-Dep® in combination with 1 quart of Tordon®, or 2 quarts of Hi-Dep® plus 2 quarts of Banvel®, or 2 quarts of Hi-Dep® plus 1 pint of Tordon® plus 1 quart of Banvel®. Rates are on a per acre basis.

Mix with water with spray volumes of 1 to 10 gallons per acre with conventional equipment. Use nozzle systems capable of delivering correct gallonage. Add a nonionic agricultural surfactant at 0.25% by vol./vol. (e.g. 1 quart of surfactant per 100 gallons of solution).

IMPORTANT: Before using HI-DEP®, TORDON® and/or BANVEL® in these combinations, read and carefully observe the precautionary statements and all other information appearing on the product labels.

Non-Agricultural Use Requirements

The requirements in this box apply to uses of this product that are NOT within the scope of the Worker Protection Standard for agricultural pesticides (40 CFR Part 170). The WPS applies when this product is used to produce agricultural plants on farms, forests, nurseries, or greenhouses.

Reentry statement for residential and other turf sites excluding sod farms. Do not allow people (other than applicator) or pets on treatment area during application. Do not enter treatment area until spray has dried or dust has settled.

BROADLEAF WEED CONTROL IN NONCROPLAND GRASS AREAS:

Airfields, Roadsides, Vacant Lots and Drainage Ditchbanks - Use 1.0 to 3.0 quarts of product per acre. Treat when weeds are young and growing well. Usually 2 quarts of product per acre will provide adequate weed control.

For Ornamental Turfgrass Established in Lawns, Golf Courses, Cemeteries, and Parks - Use 1.0 to 2.0 quarts of product per acre. For residential and other turf sites excluding sod farms, the maximum application rate to turf is 2.0 pounds 2,4-D acid equivalent per acre per application per site. The maximum number of broadcast applications per treatment site is 2 per year.

Do not use on dichondra or other herbaceous groundcovers. Do not use on creeping grasses such as bentgrass except for spot treating nor on newly seeded turf until grass is well established. Reseeding of lawns should be delayed following treatment. With spring application, reseed in the fall; with fall application, reseed in the spring. Legumes are usually damaged or killed. Deep rooted perennial weeds such as bindweed and Canada thistle may require repeated applications.

SPOT TREATMENT/NONCROP:

Hand-held And High Volume Equipment - Prepare a $\frac{3}{4}\%$ solution in water and apply to foliage as a coarse spray. For hard-to-kill woody plants use a $1\frac{1}{2}\%$ solution. Prepare the spray solution by mixing in water as per the table below.

Applications should be made on a spray-to-wet basis with uniform coverage. When using in knapsack sprayers, insure mixture is complete by shaking or inverting sprayer several times.

Airfields, Roadsides, Vacant Lots, Fence Rows And Drainage Ditchbanks - Use a $\frac{3}{4}\%$ spray concentration or mix 1.0 fl. oz. of product with 1.0 gallon of water.

Ornamental Turfgrass Established in Lawns, Golf Courses, Cemeteries, And Parks - Use a $\frac{1}{2}$ - 1% spray concentration or mix $\frac{2}{3}$ - $1\frac{1}{3}$ fl. oz. of product with 1.0 gallon of water.

Woody Plants - Use a $1\frac{1}{2}\%$ spray concentration or mix 2.0 fl. oz. of product with 1.0 gallon of water.

Prepare the spray solution by mixing in water as per the following table:

Desired Volume	Spray Concentration			
	$\frac{1}{2}\%$	$\frac{3}{4}\%$	1%	$1\frac{1}{2}\%$
1 gallon	$\frac{2}{3}$ fluid ounce (4 teaspoons)	1 fluid ounce (2 Tablespoons)	$1\frac{1}{3}$ fluid ounces (8 teaspoons)	2 fluid ounces (4 Tablespoons)
25 gallon	1 pint	$1\frac{1}{2}$ pint	2 pints	3 pints
100 gallon	$\frac{1}{2}$ gallon	$\frac{3}{4}$ gallon	1 gallon	$1\frac{1}{2}$ gallon
2 Tablespoons (Tbs.) = 1 fluid ounce (fl. oz.)				
1 teaspoon (tsp.) = $\frac{1}{3}$ Tablespoon (Tbs.) = 0.17 fluid ounce (fl.oz.)				

----- **END OF SUBLABEL I.** -----

SUBLABEL II. Sublabel named Hi-Dep® CA Broadleaf Herbicide, Gordon's Agricultural Products.

DIRECTIONS FOR USE

It is a violation of Federal law to use this product in a manner inconsistent with its labeling.

Do not apply this product in a way that will contact workers or other persons, either directly or through drift. Only protected handlers may be in the area during application.

For any requirements specific to your State or Tribe, consult the agency responsible for pesticide regulation.

AGRICULTURAL USE REQUIREMENTS

Use this product only in accordance with its labeling and with the Worker Protection Standard, 40 CFR part 170.

This standard contains requirements for the protection of agricultural workers on farms, forests, nurseries, and greenhouses, and handlers of agricultural pesticides. It contains requirements for training, decontamination, notification, and emergency assistance. It also contains specific instructions and exceptions pertaining to the statements on this label about personal protective equipment and restricted-entry interval. The requirements in this box only apply to uses of this product that are covered by the Worker Protection Standard.

Do not enter or allow worker entry into treated areas during the restricted-entry interval (REI) of 48 hours.

For early entry to treated areas that is permitted under the Worker Protection Standard and that involves contact with anything that has been treated, such as plants, soil, or water, wear: coveralls, waterproof gloves, shoes plus socks, and protective eyewear.

NOTICE TO USER: This product must be applied in compliance with the pesticide regulations administered by the California Department of Pesticide Regulation (CDPR). This product cannot be used in Colusa counties. Phenoxy herbicides are restricted herbicides, and this product should be used only by or under the supervision of a certified private or commercial applicator. A permit is required from the County Agricultural Commissioner for purchase or use of this product.

GENERAL INFORMATION:

Hi-Dep® CA Broadleaf Herbicide consists of the dimethylamine and diethanolamine salts of 2,4-D especially formulated for low volume applications with aerial and ground equipment. Postemergent applications of Hi-Dep® CA Broadleaf Herbicide to rice will control ducksalad, waterhyssop, redstem, smallflower umbrella plant, and other susceptible broadleaf weeds.

SPRAY PREPARATION:

Check the spray tank and equipment for cleanness before preparing the spray solution to be applied to rice. Hi-Dep® CA Broadleaf Herbicide should be mixed with water. The addition of surfactants or wetting agents is not recommended. Anti-drift agents approved by U.S. EPA are compatible with this product.

To avoid subsequent injury to crops other than rice, immediately clean spray equipment and dispose the rinsates according to label instructions.

SPRAY VOLUMES FOR AERIAL AND GROUND APPLICATIONS:

AIRCRAFT SPECIFICATIONS (FIXED WING OR ROTARY WING):

Boom width should not exceed $\frac{3}{4}$ the length of the aircraft wingspan. Do not exceed 25 psi nozzle pressure. Number of nozzles required to obtain desired volume per acre is dependent on swath width and speed of aircraft. Nozzles should be positioned between 180° from direction of flight for fixed wing. DO NOT APPLY THROUGH BECO-MIST NOZZLE SYSTEMS. Maintain aircraft altitude of 10 to 12 feet during application. See manufacturer's technical bulletin regarding nozzles and method of application specifications.

AERIAL APPLICATIONS:

Spray volumes of 0.5 to 10 gallons per acre are appropriate. However, spray volumes of 2 or more gallons are recommended to provide adequate coverage.

GROUND APPLICATIONS:

Spray volumes of 1 to 10 gallons per acre are recommended with ground equipment. Spray volumes of 10 to 25 gallons per acre may be needed for adequate coverage of weeds.

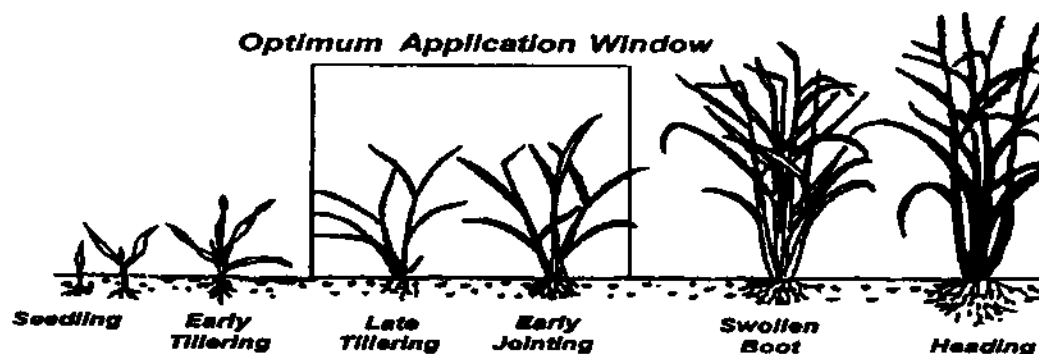
APPLICATION RATES:

Apply 1.0 to 3.0 pints per acre of Hi-Dep® CA Broadleaf Herbicide to a wide range of broadleaf weeds in rice. The higher application rates may be needed to control difficult weeds; however, do not use the higher application rates unless crop injury will be acceptable. Consult your State Agricultural Experiment Station or State Extension Service Specialists for Rice for recommendations to fit local conditions. The total amount of Hi-Dep® CA Broadleaf Herbicide per acre must not exceed 3 pints.

APPLICATION TIMING:

The window of application begins at the late tillering stage of rice and ends at the early jointing stage of rice. This growth stage can be identified when the basal internode elongates from $\frac{1}{4}$ to $\frac{1}{2}$ inch. Do not apply this product to rice when the basal internode is longer than $\frac{1}{2}$ inch. For maximum effectiveness the weeds should be exposed at the time of application.

Refer to the diagram below.



Applications of this product prior to or after the window of application are not recommended. Rice treated with this product at the seedling stages, early tillering stages, late jointing, booting, and heading stages may be severely injured.

STORAGE & DISPOSAL

Do not contaminate water, food, or feed by storage or disposal.

STORAGE: Store in original container in a locked storage area inaccessible to children or pets. Keep from freezing.

PESTICIDE DISPOSAL: Pesticide wastes are acutely hazardous. Improper disposal of excess pesticide, spray mixture, or rinsate is a violation of Federal law and may contaminate groundwater. If these wastes cannot be disposed of by use according to label instructions, contact your State Pesticide or Environmental Control Agency, or the Hazardous Waste representative at the nearest EPA Regional Office for guidance.

CONTAINER DISPOSAL: FOR PLASTIC CONTAINERS - Triple rinse (or equivalent). Then offer for recycling or reconditioning, or puncture and dispose of in a sanitary landfill, or incineration, or if allowed, by state and local authorities by burning. If burned stay out of smoke. FOR DRUMS - Triple rinse (or equivalent). Then offer for recycling or reconditioning, or puncture and dispose of in a sanitary landfill, or by other procedures approved by state and local authorities.

-----END OF SUBLABEL II. -----

SUBLABEL III. Sublabel named Gordon's Orchard Master® Broadleaf Herbicide.

DIRECTIONS FOR USE

It is a violation of Federal law to use this product in a manner inconsistent with its labeling.

Do not apply this product in a way that will contact workers or other persons, either directly or through drift. Only protected handlers may be in the area during application.

For any requirements specific to your State or Tribe, consult the agency responsible for pesticide regulation.

AGRICULTURAL USE REQUIREMENTS

Use this product only in accordance with its labeling and with the Worker Protection Standard, 40 CFR part 170.

This standard contains requirements for the protection of agricultural workers on farms, forests, nurseries, and greenhouses, and handlers of agricultural pesticides. It contains requirements for training, decontamination, notification, and emergency assistance. It also contains specific instructions and exceptions pertaining to the statements on this label about personal protective equipment and restricted-entry interval. The requirements in this box only apply to uses of this product that are covered by the Worker Protection Standard.

Do not enter or allow worker entry into treated areas during the restricted-entry interval (REI) of 48 hours.

For early entry to treated areas that is permitted under the Worker Protection Standard and that involves contact with anything that has been treated, such as plants, soil, or water, wear: coveralls, waterproof gloves, shoes plus socks, and protective eyewear.

STORAGE & DISPOSAL

Do not contaminate water, food, or feed by storage or disposal.

STORAGE: Store in original container in a locked storage area inaccessible to children or pets. Keep from freezing.

PESTICIDE DISPOSAL: Pesticide wastes are acutely hazardous. Improper disposal of excess pesticide, spray mixture, or rinsate is a violation of Federal law and may contaminate groundwater. If these wastes cannot be disposed of by use according to label instructions, contact your State Pesticide or Environmental Control Agency, or the Hazardous Waste representative at the nearest EPA Regional Office for guidance.

CONTAINER DISPOSAL: FOR PLASTIC CONTAINER - Triple rinse (or equivalent). Then offer for recycling or reconditioning, or puncture and dispose of in a sanitary landfill, or incineration, or if allowed by state and local authorities by burning. If burned stay out of smoke. FOR METAL DRUMS - Triple rinse (or equivalent). Then offer for recycling or reconditioning, or puncture and dispose of in a sanitary landfill, or by other procedures approved by state and local authorities.

NOTICE TO USER: This product must be applied in compliance with the pesticide regulations of the state in which application is made. Check with local authorities regarding regulations that may affect the application of this product.

MIDDLE MANAGEMENT IN ORCHARDS FOR POME FRUITS, STONE FRUITS, TREE NUTS, AND PISTACHIO ORCHARDS:

Orchard Master® consists of the dimethylamine and diethanolamine salts of 2,4-D especially formulated for low volume applications with ground equipment. Orchard Master® is intended for directed applications to emerged broadleaf weeds in established plantings of pome fruits, stone fruits and tree nuts. This product may be applied as a broadcast treatment to the vegetation in the row middles of established trees, and this product may be applied as a band application to control the weeds in the tree rows. Transplanted stock and established trees must be at least one (1) year old and in vigorous condition.

SPRAY PREPARATION:

Check the spray tank for cleanness before preparing the spray solution. Orchard Master® should be mixed with water. Surfactants or wetting agents are not recommended for broadcast treatments. Anti-drift agents approved by the U.S. EPA are compatible with this product.

To avoid subsequent injury to horticultural crops or other sensitive crops, immediately clean spray equipment and dispose the rinsates according to label instructions.

METHODS OF APPLICATION AND APPLICATION SCHEDULES:

Use a fixed boom equipped with flat fan nozzles or low/reduced pressure nozzles that deliver coarse spray droplets at low pressures (20 - 25 psi). Spot treatments are appropriate for individual weeds, for sparse infestations, for small areas, or as follow-up treatments.

Apply precisely and uniformly to obtain satisfactory weed control and to minimize the injury to the trees. Avoid contact with fruit, foliage, stems, lower limbs, tree trunks, and exposed roots. Do not apply when weather conditions favor drift from the treated area.

Early spring and late fall applications after harvest are preferred. Sequential applications may be needed to control perennial broadleaf weeds.

Preferred application schedules are presented as follows:

Weed Type	Season	Growth Stage of the Weeds
Annual broadleaf	Spring or fall	Active growth.
Biennials	Spring or fall	During the seedling to rosette stages. Sequential treatments.
Perennials	Spring or fall	During the early bud to bloom stage and during fall regrowth. Sequential treatments.

TANK MIXTURES:

Orchard Master® may be applied in tank mixtures for improved broadleaf control. These tank mixtures must be used according to the most restrictive label limitations and precautions. No label dosage rate should be exceeded. Follow the labeling of each companion product for precautionary statements, directions for use, dosage rates, and application schedules. Tank mixture recommendations are for use only in states where the companion product and use sites are registered. In addition, certain states or geographic regions may have established dosage rate limitations. Consult your State Pesticide Control Agency for additional information. This product may be tank mixed with these herbicides.

Common Name	Trade Name, Including But Not Limited To:
glyphosate	Roundup® Herbicide and Roundup® Ultra Herbicide

IRRIGATION:

In California, do not apply to sandy or shallow soils and do not apply to dry soil without vegetation. Apply this product to moist soils, after irrigation, or after rainfall.

Do not apply immediately before irrigation. Do not irrigate immediately following application. Best results are obtained when this product is applied two (2) days following irrigation.

Do not apply this product through any type of irrigation system.

DOSAGE RATES FOR BROADLEAF WEED CONTROL, POME FRUITS, STONE FRUITS, TREE NUTS, AND PISTACHIO ORCHARDS:

Dosage rate recommendations are for broadcast applications. For banded, row, or strip treatments, the amount of product should be adjusted according to this formula:

$$\text{Dosage Rates per Treated Acre} = \frac{\text{Spray Band Width} \times \text{Broadcast Rate per Acre}}{\text{Tree Row Width}}$$

Spray volumes of 1 - 10 gallons per acre are recommended. Spray volumes of 10 - 25 gallons per acre may be needed for adequate coverage of weeds.

POME FRUITS (APPLE AND PEAR):

Orchard Master® is effective at 2.0 - 3.0 pints of product per acre per application (1.0 - 1.4 pounds of acid equivalent/acre) as a broadcast treatment to the orchard floor. A maximum of two (2) broadcast applications with a 75 day treatment interval may be made per crop. Avoid contact with fruit foliage, stems, lower limbs, tree trunks, and exposed roots. Do not harvest within 14 days of application.

STONE FRUITS (SWEET OR TART CHERRY, PEACH, OR PLUM/FRESH PRUNES):

Orchard Master® is effective at 2.0 - 3.0 pints of product per acre per application (1.0 - 1.4 pounds of acid equivalent/acre) as a broadcast treatment to the orchard floor. A maximum of two applications may be made per crop. Do not harvest these stone fruits within forty (40) days of application. Avoid contact with fruit, foliage, stems, lower limbs, tree trunks, and exposed roots.

TREE NUTS (ALMOND, FILBERT OR HAZELNUT, PECAN, BLACK AND ENGLISH WALNUT):

Orchard Master® is effective at 2.0 - 3.0 pints of product per acre per application (1.0 - 1.4 pounds of acid equivalent/acre) as a broadcast treatment to the orchard floor. A maximum of two applications may be made per crop. Do not harvest these tree nuts within sixty (60) days of application.

PISTACHIO:

Orchard Master® is effective at 2.0 - 3.0 pints of product per acre per application (1.0 - 1.4 pounds of acid equivalent/acre) as a broadcast treatment to the orchard floor. A maximum of two applications may be made per crop. Do not harvest these tree nuts within sixty (60) days of application.

Crop	Dosage Rate		Maximum Number of Broadcast Applications per Crop Year	Preharvest Interval ¹
	Pints/Acre	Lbs. of Acid Equiv./Acre		
Pome Fruits: Apple & Pear	2.0 - 3.0	1.0 - 1.4	2	14
Stone Fruits: Sweet or Tart Cherry, Peach, or Plum	2.0 - 3.0	1.0 - 1.4	2	40
Tree Nuts: Almond, Filbert or Hazelnut, Pecan, English & Black Walnut	2.0 - 3.0	1.0 - 1.4	2	60
Pistachio:	2.0 - 3.0	1.0 - 1.4	2	60

¹ Preharvest interval is defined as the minimum number of days between the last application of this product and harvest.

GREEN SUCKER CONTROL IN FILBERTS:

This treatment is intended to suppress suckers that decrease filbert production in bearing trees. Mix 2.0 pints of product with 100 gallons of water (0.95 lbs. of acid equivalent per 100 gallons of water) to prepare a 0.25% vol/vol spray solution. A nonionic surfactant is recommended. Refer to the labeling of the surfactant for precautions and suggested concentrations.

Spray guns, high volume wands, or similar types of equipment may be used. Spray volumes will depend upon the height, density, and equipment type.

Apply the diluted spray to all leaves and stems of the suckers that are 6 - 9 inches in height during April through August. The maximum number of applications is four (4) per season. Do not harvest filberts within forty-five (45) days of application for this method of application.

SPOT TREATMENTS:

Spot treatments are appropriate for sparse infestations of broadleaf weeds, for small areas, or for follow-up treatments. Spray guns, high volume wands, or similar types of equipment may be used. Select nozzles that deliver coarse spray patterns to reduce the potential of nontarget drift. Spray volumes will depend upon the height, density, weeds species, and equipment type.

Mix 1.0 - 2.0 gallons of product with 100 gallons of water, or prepare a 1.0 - 2.0% vol/vol spray solution. Or, mix 1.25 - 2.5 fl.oz. of product with one (1.0) gallon of water.

Apply diluted sprays to allow complete wetting of the foliage of the broadleaf weeds. Do not use spot treatments with spray guns around or near the base of the tree trunks for these stone fruits and nuts.

SPECIFIC USE RESTRICTIONS FOR POME FRUITS, STONE FRUITS, PISTACHIOS, AND NUT CROPS:

- ◆ Do not apply during windy periods or extremely high temperatures.
- ◆ Do not graze or feed cover crops from treated orchards to livestock.

PASTURE AND RANGELAND:

BROADCAST APPLICATIONS WITH GROUND AND AERIAL EQUIPMENT:

Dosage Rates - Refer to Table 1 for the broadcast rates of Hi-Dep® applied with ground and aerial equipment.

TABLE 1. BROADCAST RATES PER ACRE FOR PASTURE AND RANGELAND.

Weed Types	Amount of Hi-Dep®, Quarts/Acre	Pounds of 2,4-D a.e./Acre	When to Apply
Annual Broadleaf	1.0 - 2.0 quarts	1.0 - 2.0 pounds	Spring or fall during active growth.
Biennial	1.0 - 2.0 quarts	1.0 - 2.0 pounds	Spring or fall during seedling to rosette stage.
Perennial	1.0 - 2.0 quarts	1.0 - 2.0 pounds	Spring or fall during bud to bloom stage.

The maximum application rate to pasture and rangeland is 2 pounds 2,4-D acid equivalent per acre per application per site.

On pasture and rangeland, the maximum seasonal rate is 6 quarts of product (5.7 pounds acid equivalent) per acre per season.

Do not use on bentgrass, alfalfa, clover, or other legumes. Do not use on newly seeded areas until grass is well established. Do not use from early boot to milk stage where grass seed production is desired.

Spray Volumes -

- For ground application of Hi-Dep® alone, use a total spray volume of 1.0 to 10.0 gallons per acre (gpa).
- For ground application of the tank mixtures, use a minimum spray volume of 10.0 gallons per acre.
- For aerial application of Hi-Dep® alone, use a total spray volume of 0.5 to 4.0 gallons per acre.
- For aerial application of the tank mixtures, use a minimum spray volume of 2.0 gallons per acre.

Grazing Restrictions and Harvest Intervals -

Observe these intervals:

- 1) A 7 day pregrazing interval for dairy cattle.
- 2) A 30 day preharvest interval for grass cut for hay.
- 3) A preslaughter interval for meat animals of 3 days.

TANK MIXTURES FOR PASTURE AND RANGELAND:

Hi-Dep®, a mixed amine salt of 2,4-D, can be applied as a tank mixture with Banvel® Herbicide or Tordon® 22K to broaden the spectrum of weed control. To assure maximum safety and weed control, follow all precautions and limitations on this label and the labels of products used in tank mixtures with Hi-Dep®.

Products	Amount of Product
Hi-Dep® + Banvel®	1 to 2 quarts/A + 1 to 2 pints/A
Hi-Dep® + Tordon® 22K	1 to 2 quarts/A + ¼ to 2 pints/A

SPOT TREATMENTS WITH GROUND EQUIPMENT:

High Volume Leaf Stem Treatments of Individual Plants or Small Areas with Backpack Sprayers, Knapsack Sprayers, Power Sprayers, Spray Guns, or Other Ground Equipment - This method is appropriate for sparse infestations of brush or woody species, for small areas, or for areas where broadcast applications are not feasible. Woody species including multiflora rose, Macartney rose, southern wild rose, and willow baccharis may be controlled with spot treatments. Perennial weeds including Canada thistle (late bud to early bloom), bull thistle (bud stage), musk thistle (spring or fall in rosette or early bud stage), leafy spurge (early to late bloom), and field bindweed (80% or greater bloom) may be effectively controlled with spot treatments of Hi-Dep®.

For Hi-Dep® alone, mix 2.0 gallons of Hi-Dep® per 100 gallons of water (2.0% spray concentration). Spray volumes will depend upon the height, density, and type of weeds/brush. Thorough coverage of the leaves, stems, trunks, and root collars is essential. Apply as a spray-to-wet application for the best results. Coverage should be thorough for individual plants and use sufficient pressure to penetrate the center of large clumps (e.g. multiflora rose).

On pasture and rangeland, the maximum seasonal rate is 6 quarts of product (5.7 pounds acid equivalent) per acre per season.

Do not use on bentgrass, alfalfa, clover, or other legumes. Do not use on newly seeded areas until grass is well established. Do not use from early boot to milk stage where grass seed production is desired.

Grazing Restrictions and Harvest Intervals -

Observe these intervals for Hi-Dep® treatments:

- 1) A 7 day pregrazing interval for dairy cattle.
- 2) A 30 day preharvest interval for grass cut for hay.
- 3) A preslaughter interval for meat animals of 3 days.

PARTIAL LISTING OF BROADLEAF WEEDS CONTROLLED:

Orchard Master® controls many broadleaf weeds including the following:

Annual and Biennial Weeds - Lambsquarters, Prickly Lettuce, Tall Morningglory, Ragweed, Shepherdspurse, Annual Sowthistle, Tansy Ragwort, Pepperweed, Redroot Pigweed, and Yellow Starthistle.

Perennial Weeds - Bindweed, Blue Lettuce, Canada thistle, Dandelion, Docks, St. Johnswort, Whitetop (Hoary Cress).

Orchard Master® is a registered trademark of PBI/Gordon Corporation. US Patent No. 4,971,630.

-----END OF SUBLABEL III-----

SUBLABEL IV. Sublabel named Gordon's Orchard Master® CA Broadleaf Herbicide.

DIRECTIONS FOR USE

It is a violation of Federal law to use this product in a manner inconsistent with its labeling.

Do not apply this product in a way that will contact workers or other persons, either directly or through drift. Only protected handlers may be in the area during application.

For any requirements specific to your State or Tribe, consult the agency responsible for pesticide regulation.

AGRICULTURAL USE REQUIREMENTS

Use this product only in accordance with its labeling and with the Worker Protection Standard, 40 CFR part 170.

This standard contains requirements for the protection of agricultural workers on farms, forests, nurseries, and greenhouses, and handlers of agricultural pesticides. It contains requirements for training, decontamination, notification, and emergency assistance. It also contains specific instructions and exceptions pertaining to the statements on this label about personal protective equipment and restricted-entry interval. The requirements in this box only apply to uses of this product that are covered by the Worker Protection Standard.

Do not enter or allow worker entry into treated areas during the restricted-entry interval (REI) of 48 hours.

For early entry to treated areas that is permitted under the Worker Protection Standard and that involves contact with anything that has been treated, such as plants, soil, or water, wear: coveralls, waterproof gloves, shoes plus socks, and protective eyewear.

STORAGE & DISPOSAL

Do not contaminate water, food, or feed by storage or disposal.

STORAGE: Store in original container in a locked storage area inaccessible to children or pets. Keep from freezing.

PESTICIDE DISPOSAL: Pesticide wastes are acutely hazardous. Improper disposal of excess pesticide, spray mixture, or rinsate is a violation of Federal law and may contaminate groundwater. If these wastes cannot be disposed of by use according to label instructions, contact your State Pesticide or Environmental Control Agency, or the Hazardous Waste representative at the nearest EPA Regional Office for guidance.

CONTAINER DISPOSAL: FOR PLASTIC CONTAINER - Triple rinse (or equivalent). Then offer for recycling or reconditioning, or puncture and dispose of in a sanitary landfill, or incineration, or if allowed by state and local authorities by burning. If burned stay out of smoke. FOR METAL DRUMS - Triple rinse (or equivalent). Then offer for recycling or reconditioning, or puncture and dispose of in a sanitary landfill, or by other procedures approved by state and local authorities.

NOTICE TO USER: This product must be applied in compliance with the pesticide regulations of the state in which application is made. Check with local authorities regarding regulations that may affect the application of this product. **Orchard Master® CA Broadleaf Herbicide is sold and registered exclusively within the state of California.**

MIDDLE MANAGEMENT IN ORCHARDS FOR POME FRUITS, STONE FRUITS, TREE NUTS, AND PISTACHIO ORCHARDS:

Orchard Master® CA consists of the dimethylamine and diethanolamine salts of 2,4-D especially formulated for low volume applications with ground equipment. Orchard Master® CA is intended for directed applications to emerged broadleaf weeds in established plantings of pome fruits, stone fruits and tree nuts. This product may be applied as a broadcast treatment to the vegetation in the row middles of established trees, and this product may be applied as a band application to control the weeds in the tree rows. Transplanted stock and established trees must be at least one (1) year old and in vigorous condition.

SPRAY PREPARATION:

Check the spray tank for cleanness before preparing the spray solution. Orchard Master® CA should be mixed with water. Surfactants or wetting agents are not recommended for broadcast treatments. Anti-drift agents approved by the U.S. EPA are compatible with this product.

To avoid subsequent injury to horticultural crops or other sensitive crops, immediately clean spray equipment and dispose the rinsates according to label instructions.

METHODS OF APPLICATION AND APPLICATION SCHEDULES:

Use a fixed boom equipped with flat fan nozzles or low/reduced pressure nozzles that deliver coarse spray droplets at low pressures (20 - 25 psi). Spot treatments are appropriate for individual weeds, for sparse infestations, for small areas, or as follow-up treatments.

Apply precisely and uniformly to obtain satisfactory weed control and to minimize the injury to the trees. Avoid contact with fruit, foliage, stems, lower limbs, tree trunks, and exposed roots. Do not apply when weather conditions favor drift from the treated area.

Early spring and late fall applications after harvest are preferred. Sequential applications may be needed to control perennial broadleaf weeds.

Preferred application schedules are presented as follows:

Weed Type	Season	Growth Stage of the Weeds
Annual broadleaf	Spring or fall	Active growth.
Biennials	Spring or fall	During the seedling to rosette stages. Sequential treatments.
Perennials	Spring or fall	During the early bud to bloom stage and during fall regrowth. Sequential treatments.

TANK MIXTURES:

Orchard Master® CA may be applied in tank mixtures for improved broadleaf control. These tank mixtures must be used according to the most restrictive label limitations and precautions. No label dosage rate should be exceeded. Follow the labeling of each companion product for precautionary statements, directions for use, dosage rates, and application schedules. Tank mixture recommendations are for use only in states where the companion product and use sites are registered. In addition, certain states or geographic regions may have established dosage rate limitations. Consult your State Pesticide Control Agency for additional information. This product may be tank mixed with these herbicides.

Common Name	Trade Name, Including But Not Limited To:
glyphosate	Roundup® Herbicide and Roundup® Ultra Herbicide

IRRIGATION:

In California, do not apply to sandy or shallow soils and do not apply to dry soil without vegetation. Apply this product to moist soils, after irrigation, or after rainfall.

Do not apply immediately before irrigation. Do not irrigate immediately following application. Best results are obtained when this product is applied two (2) days following irrigation.

Do not apply this product through any type of irrigation system.

DOSAGE RATES FOR BROADLEAF WEED CONTROL, POME FRUITS, STONE FRUITS, TREE NUTS, AND PISTACHIO ORCHARDS:

Dosage rate recommendations are for broadcast applications. For banded, row, or strip treatments, the amount of product should be adjusted according to this formula:

$$\text{Dosage Rates per Treated Acre} = \frac{\text{Spray Band Width}}{\text{Tree Row Width}} \times \text{Broadcast Rate per Acre}$$

Spray volumes of 1 - 10 gallons per acre are recommended. Spray volumes of 10 - 25 gallons per acre may be needed for adequate coverage of weeds.

POME FRUITS (APPLE AND PEAR):

Orchard Master® CA is effective at 2.0 - 3.0 pints of product per acre per application (1.0 - 1.4 pounds of acid equivalent/acre) as a broadcast treatment to the orchard floor. A maximum of two (2) broadcast applications with a 75 day treatment interval may be made per crop. Avoid contact with fruit foliage, stems, lower limbs, tree trunks, and exposed roots. Do not harvest within 14 days of application.

STONE FRUITS (SWEET OR TART CHERRY, PEACH, OR PLUM/FRESH PRUNES):

Orchard Master® CA is effective at 2.0 - 3.0 pints of product per acre per application (1.0 - 1.4 pounds of acid equivalent/acre) as a broadcast treatment to the orchard floor. A maximum of two applications may be made per crop. Do not harvest these stone fruits within forty (40) days of application. Avoid contact with fruit, foliage, stems, lower limbs, tree trunks, and exposed roots.

TREE NUTS (ALMOND, FILBERT OR HAZELNUT, PECAN, BLACK AND ENGLISH WALNUT):

Orchard Master® CA is effective at 2.0 - 3.0 pints of product per acre per application (1.0 - 1.4 pounds of acid equivalent/acre) as a broadcast treatment to the orchard floor. A maximum of two applications may be made per crop. Do not harvest these tree nuts within sixty (60) days of application.

PISTACHIO:

Orchard Master® CA is effective at 2.0 - 3.0 pints of product per acre per application (1.0 - 1.4 pounds of acid equivalent/acre) as a broadcast treatment to the orchard floor. A maximum of two applications may be made per crop. Do not harvest these tree nuts within sixty (60) days of application.

Crop	Dosage Rate		Maximum Number of Broadcast Applications per Crop Year	Preharvest Interval ¹
	Pints/Acre	Lbs. of Acid Equiv./Acre		
Pome Fruits: Apple & Pear	2.0 - 3.0	1.0 - 1.4	2	14
Stone Fruits: Sweet or Tart Cherry, Peach, or Plum	2.0 - 3.0	1.0 - 1.4	2	40
Tree Nuts: Almond, Filbert or Hazelnut, Pecan, English & Black Walnut	2.0 - 3.0	1.0 - 1.4	2	60
Pistachio:	2.0 - 3.0	1.0 - 1.4	2	60

¹ Preharvest interval is defined as the minimum number of days between the last application of this product and harvest.

GREEN SUCKER CONTROL IN FILBERTS:

This treatment is intended to suppress suckers that decrease filbert production in bearing trees. Mix 2.0 pints of product with 100 gallons of water (0.95 lbs. of acid equivalent per 100 gallons of water) to prepare a 0.25% vol/vol spray solution. A nonionic surfactant is recommended. Refer to the labeling of the surfactant for precautions and suggested concentrations.

Spray guns, high volume wands, or similar types of equipment may be used. Spray volumes will depend upon the height, density, and equipment type.

Apply the diluted spray to all leaves and stems of the suckers that are 6 - 9 inches in height during April through August. The maximum number of applications is four (4) per season. Do not harvest filberts within forty-five (45) days of application for this method of application.

SPOT TREATMENTS:

Spot treatments are appropriate for sparse infestations of broadleaf weeds, for small areas, or for follow-up treatments. Spray guns, high volume wands, or similar types of equipment may be used. Select nozzles that deliver coarse spray patterns to reduce the potential of nontarget drift. Spray volumes will depend upon the height, density, weeds species, and equipment type.

Mix 1.0 - 2.0 gallons of product with 100 gallons of water, or prepare a 1.0 - 2.0% vol/vol spray solution. Or, mix 1.25 - 2.5 fl.oz. of product with one (1.0) gallon of water.

Apply diluted sprays to allow complete wetting of the foliage of the broadleaf weeds. Do not use spot treatments with spray guns around or near the base of the tree trunks for these stone fruits and nuts.

SPECIFIC USE RESTRICTIONS FOR POME FRUITS, STONE FRUITS, PISTACHIOS, AND NUT CROPS:

- ◆ Do not apply during windy periods or extremely high temperatures.
- ◆ Do not graze or feed cover crops from treated orchards to livestock.

PARTIAL LISTING OF BROADLEAF WEEDS CONTROLLED:

Orchard Master® CA controls many broadleaf weeds including the following:

Annual and Biennial Weeds - Lambsquarters, Prickly Lettuce, Tall Morningglory, Ragweed, Shepherdspurse, Annual Sowthistle, Tansy Ragwort, Pepperweed, Redroot Pigweed, and Yellow Starthistle.

Perennial Weeds - Bindweed, Blue Lettuce, Canada thistle, Dandelion, Docks, St. Johnswort, Whitetop (Hoary Cress).

Orchard Master® is a registered trademark of PBI/Gordon Corporation. US Patent No. 4,971,630.

-----END OF SUBLABEL IV -----

SUBLABEL V. Sublabel named Hi-Dep® IVM Broadleaf Herbicide.

ENVIRONMENTAL HAZARDS:

To prevent injury to susceptible crops and other desirable plants including but not limited to cotton, tomatoes, garden crops, and ornamentals, avoid contact with the spray solution, spray droplets, and spray mist (fine droplets). Applications are recommended only when there is no potential hazard from spray drift during dormant and active growth periods. Use coarse spray droplets, follow the recommendations of the equipment manufacturers, and apply when the wind velocity is less than 10 mph. Always check the spray tank and equipment for cleanness before preparing the spray solution. To avoid subsequent injury to crops other than the use site, immediately clean the spray equipment and dispose the rinsates according to label instructions. Avoid contamination of water supplies that may be used to irrigate or water susceptible crops, or to be used for domestic purposes.

This product is toxic to aquatic invertebrates. Drift or runoff may adversely affect aquatic invertebrates and nontarget plants. For terrestrial uses, do not apply directly to water, or to areas where surface water is present or to intertidal areas below the mean high water mark. Do not contaminate water when disposing of equipment washwater.

Most cases of groundwater contamination involving phenoxy herbicides such as 2,4-D have been associated with mixing/loading and disposal sites. Caution should be exercised when handling 2,4-D pesticides at such sites to prevent contamination of groundwater supplies. Use of closed systems for mixing or transferring this pesticide will reduce the probability of spills. Placement of the mixing/loading equipment on an impervious pad to contain spills will help prevent groundwater contamination.

DIRECTIONS FOR USE

It is a violation of Federal law to use this product in a manner inconsistent with its labeling.

Do not apply this product in a way that will contact workers or other persons, either directly or through drift. Only protected handlers may be in the area during application.

For any requirements specific to your State or Tribe, consult the agency responsible for pesticide regulation.

AGRICULTURAL USE REQUIREMENTS

Use this product only in accordance with its labeling and with the Worker Protection Standard, 40 CFR part 170.

This standard contains requirements for the protection of agricultural workers on farms, forests, nurseries, and greenhouses, and handlers of agricultural pesticides. It contains requirements for training, decontamination, notification, and emergency assistance. It also contains specific instructions and exceptions pertaining to the statements on this label about personal protective equipment and restricted-entry interval. The requirements in this box only apply to uses of this product that are covered by the Worker Protection Standard.

Do not enter or allow worker entry into treated areas during the restricted-entry interval (REI) of 48 hours.

For early entry to treated areas that is permitted under the Worker Protection Standard and that involves contact with anything that has been treated, such as plants, soil, or water, wear: coveralls, waterproof gloves, shoes plus socks, and protective eyewear.

Non-Agricultural Use Requirements

The requirements in this box apply to uses of this product that are NOT within the scope of the Worker Protection Standard for agricultural pesticides (40 CFR Part 170). The WPS applies when this product is used to produce agricultural plants on farms, forests, nurseries, or greenhouses.

Reentry statement for residential and other turf sites excluding sod farms. Do not allow people (other than applicator) or pets on treatment area during application. Do not enter treatment area until spray has dried or dust has settled.

STORAGE & DISPOSAL

Do not contaminate water, food, or feed by storage or disposal.

STORAGE: Store in original container in a locked storage area inaccessible to children or pets. Keep from freezing.

PESTICIDE DISPOSAL: Pesticide wastes are acutely hazardous. Improper disposal of excess pesticide, spray mixture, or rinsate is a violation of Federal law and may contaminate groundwater. If these wastes cannot be disposed of by use according to label instructions, contact your State Pesticide or Environmental Control Agency, or the Hazardous Waste representative at the nearest EPA Regional Office for guidance.

CONTAINER DISPOSAL: FOR PLASTIC CONTAINER: - Triple rinse (or equivalent). Then offer for recycling or reconditioning, or puncture and dispose of in a sanitary landfill, or incineration, or if allowed by state and local authorities by burning. If burned stay out of smoke. FOR METAL DRUMS: - Triple rinse (or equivalent). Then offer for recycling or reconditioning, or puncture and dispose of in a sanitary landfill, or by other procedures approved by state and local authorities.

PRECAUTION FOR PAINTS AND COATINGS OF AUTOMOBILES AND OTHER VEHICLES:

Undiluted spray droplets may damage the paint, coating, or finish of vehicles. Vehicles should not be sprayed. If accidental exposure does occur, then the vehicle should be washed before the spray droplets dry.

NOTICE TO USER:

This product must be applied in compliance with the pesticide regulations of the state in which application is made. Check with local authorities regarding regulations which may affect the application of this product.

SPRAY EQUIPMENT:

Hi-Dep® IVM consists of the dimethylamine and diethanolamine salts of 2,4-D especially formulated for low volume applications with aerial and ground equipment. For all methods of application, apply the spray solution in properly maintained and calibrated equipment capable of delivering the desired spray volumes. Follow the spray equipment manufacturer's directions for cleaning, adjusting pressure, and selecting appropriate nozzles.

Aerial application:

Ready-to-use, not necessary to dilute for application rates of ½ gallon (2 quarts) per acre or higher. For rates lower than ½ gallon, dilute with water for a total solution per acre of not less than ½ gallon.

Aircraft specifications (fixed wing or rotary wing):

Boom width should not exceed ¾ the length of the aircraft wingspan. Do not exceed 25 psi nozzle pressure. Number of nozzles required to obtain desired volume per acre is dependent on swath width and speed of aircraft. Nozzles should be positioned between 135° and 175° from direction of flight for fixed wing. DO NOT APPLY THROUGH BECO-MIST NOZZLE SYSTEMS. Maintain aircraft altitude of 10 to 12 feet during application. See manufacturer's technical bulletin regarding nozzles and method of application specifications.

Ground application:

Use conventional power spray equipment fitted with a boom, off-center nozzles, or spray gun for broadcast and spot treatments with high volume and low volume foliar applications. Spray equipment may range from an engine driven pump system (e.g. tractor, truck, trailer, all terrain vehicle ATV, wet-blade mowers) to self propelled sprayers.

Backpack sprayers, knapsack sprayers, compression sprayers, and hand operated sprayers are appropriate for foliar applications and low volume directed spray applications (basal bark, stem applications).

WEEDS CONTROLLED - Use Hi-Depe IVM to control many broadleaf weeds including:

- PERENNIAL WEEDS -		
Artichoke	Dogfennel	Rush, slender
Aster	Goldenrod	Sowthistle
Austrian fieldcress	Ground ivy	St. Johnswort
Bindweed	Healall	Stinging nettles
Blackeyed Susan	Hemlock	Strawberry (wild)
Blue lettuce	Ironweed	Tall buttercup
Canada thistle	Leafy spurge	Tanweed
Catnip	Knapweed	Toad flax
Chicory	(Spotted Russian, Diffuse)	Vervains
Clover (many types)	Locoweed	Whitetop (Hoary cress)
Coffeeweed	Mugwort	Wild garlic
Dandelion	Nettles	Wild onion
Docks	Orange hawkweed	Wild sweet potato
Dogbane	Povertyweed	Yellow rocket
- ANNUAL AND BIENNIAL WEEDS -		
Beggarticks	Henbit	Primrose
Bitterweed	Jewelweed	Puncturevine
Black medic	Jimsonweed	Radish (wild)
Broomweed	Jim Hill mustard	Ragweed
Bull thistle	(Tumble mustard)	Russian thistle
Burdock	Knotweed	Scotch thistle
Carpetweed	Lambsquarters	Shepherdspurse
Catchweed bedstraw	Lettuce (wild)	Sneezeweed
Chickweed	Mallow	Sowthistle (common)
Cinquefoil	Marestail (Horseweed)	Spanishneedles
Cockle	Marshelder	Sunflower
Cocklebur	Marijuana	Tansy mustard
Croton	Mediterranean sage	Tansy ragwort
Devilsclaw	Miners lettuce	Tumbleweed
Falseflax	Morningglory (annual)	Tumble pigweed
Fleabane (Daisy)	Musk thistle	Velvetleaf
Flixweed	Mustard	Vetch
Frenchweed	Parsnip	Wild carrot
Galinsoga	Pennycress	Wild parsnip
Goatsbeard	Pepperweed	Wild turnip
Goosefoot	Pigweed (redroot)	Witchweed
Groundsel	Plantain	Wormwood
Gumweed	Prickly lettuce	Yellow starthistle

ALSO CERTAIN 2,4-D SUSCEPTIBLE WOODY PLANTS SUCH AS:		
Big sagebrush	Hazel	Poison oak
Buckbrush	Locust	Rabbitbrush
Cedar	Macartney rose	Sagebrush
Chamise	Manzanita	Shinnery oak
Cherokee rose	Multiflora rose	Sumac
Coastal sage	Pine	Tropical soda apple
Elderberry	Poison ivy	Willow

CONTROL OF WOODY PLANTS, BRUSH AND BROADLEAF WEEDS ON ROADSIDES, DRAINAGE DITCHBANKS, UTILITY AND PIPELINE RIGHTS-OF-WAY, RAILROADS, FIREBREAKS, FENCEROWS, INDUSTRIAL SITES AND OTHER SIMILAR NONCROP AREAS:

HIGH VOLUME FOLIAR:

Mix 1 to 2 gallons of product per 100 gallons of water (1 to 2% solution). Dosage rate per acre depends on the density of brush and/or weeds. For small broadleaf weeds, use the lower rate. Heavy dense stands of brush require the high rate with higher water volume. For small applications with small tank sprayers mix 1.25 to 2.5 fluid ounces of product per gallon of water.

To effectively control brush, all leaves, stems and suckers should be thoroughly wetted to the ground. Apply when plants come into full leaf (spring) to the time plants begin to go dormant. Best results are obtained when brush and broadleaf weeds are young and actively growing. Do not cut brush until the herbicide has translocated throughout the plant causing root death.

LOW VOLUME FOLIAR:

Backpack - Use 3 - 5% solution of Hi-Dep® IVM in tank mix combinations with other herbicides labeled for rights-of-way sites and apply in a total spray volume of 5 to 20 gallons per acre.

Utility and Pipeline Rights-of-Way - Use ½ to 2 gallons of Hi-Dep® in tank mix combination with other herbicides labeled for rights-of-way and apply a total spray volume of 5 to 30 gallons per acre.

TANK MIXTURES FOR INDUSTRIAL/NONCROPLAND AREAS:

Hi-Dep® IVM, a mixed amine salt of 2,4-D, can be applied as a tank mixture with other recommended herbicides such as Garlon®, Escort®, Tordon®, Banvel®, Vanquish®, and Accord® to broaden the spectrum of control. In order to assure maximum safety and weed control, follow all precautions and limitations on this label and the labels of products used in tank mixtures with Hi-Dep® IVM.

TREE INJECTION:

To control unwanted hardwood trees make injections as near the root collar as possible using one injection per inch of trunk's diameter at breast height. For resistant species such as hickory, injections should overlap. For best results injections should be made during the growing season -- May 15 to October 1.

For Concentrate Injection -- Use 1 to 2 ml. of concentrate per injection. The injector bit must penetrate the inner bark.

LEAFY SPURGE CONTROL IN COLORADO, IDAHO, MINNESOTA, MONTANA, NEBRASKA, NORTH DAKOTA, SOUTH DAKOTA, WASHINGTON AND WYOMING:

Hi-Dep® IVM is recommended for use in combination with Tordon® or Banvel® for the suppression and/or control of leafy spurge on industrial noncropland sites in Colorado, Idaho, Minnesota, Montana, Nebraska, North Dakota, South Dakota, Washington and Wyoming.

HOW TO USE:

Apply 1 to 2 quarts of Hi-Dep® IVM in combination with 1 quart of Tordon®, or 2 quarts of Hi-Dep® IVM plus 2 quarts of Banvel®, or 2 quarts of Hi-Dep® IVM plus 1 pint of Tordon® plus 1 quart of Banvel®. Rates are on a per acre basis.

Mix with water with spray volumes of 1 to 10 gallons per acre with conventional equipment. Use nozzle systems capable of delivering correct gallonage. Add a nonionic agricultural surfactant at 0.25% by vol./vol. (e.g. 1 quart of surfactant per 100 gallons of solution).

IMPORTANT: Before using HI-DEP® IVM, TORDON® and/or BANVEL® in these combinations, read and carefully observe the precautionary statements and all other information appearing on the product labels.

BROADLEAF WEED CONTROL IN NONCROPLAND GRASS AREAS:

Airfields, Roadsides, Vacant Lots, Drainage Ditchbanks - Use 1.0 to 3.0 quarts of product per acre. Treat when weeds are young and growing well. Usually 2 quarts of product per acre will provide adequate weed control.

Herbicide combinations offer advantages including improved weed control, reduced cost, and greater selectivity. Generally herbicide combinations with Hi-Dep® IVM provide an additive response, and the minimum dosage rate recommended for Hi-Dep® IVM in tank mixtures is 1.0 pint of product (0.25 pounds acid equivalent per acre).

For Ornamental Turfgrass Established in Lawns, Golf Courses, Cemeteries, and Parks - Use 1.0 to 2.0 quarts of product per acre. For residential and other turf sites excluding sod farms, the maximum application rate to turf is 2.0 pounds 2,4-D acid equivalent per acre per application per site. The maximum number of broadcast applications per treatment site is 2 per year.

Do not use on dichondra or other herbaceous groundcovers. Do not use on creeping grasses such as bentgrass except for spot treating nor on newly seeded turf until grass is well established. Reseeding of lawns should be delayed following treatment. With spring application, reseed in the fall; with fall application, reseed in the spring. Legumes are usually damaged or killed. Deep rooted perennial weeds such as bindweed and Canada thistle may require repeated applications.

Hi-Dep® IVM is a registered trademark of FBI/Gordon Corporation. US Patent No. 4,971,630.
Garlon® and Tordon® are registered trademarks of DowAgroSciences.
Accord® and Rodeo® are registered trademarks of Monsanto Company.
Banvel® Herbicide, Arsenal® and Vanquish® are registered trademarks of BASF Corporation.
Telar® and Escort® are registered trademarks of E.I DuPont de Nemours & Company, Inc.

-----END OF SUBLABEL V-----

SUBLABEL VI. Sublabel named Gordon's Pasture Pro® Herbicide.

DIRECTIONS FOR USE

It is a violation of Federal law to use this product in a manner inconsistent with its labeling.

Do not apply this product in a way that will contact workers or other persons, either directly or through drift. Only protected handlers may be in the area during application.

For any requirements specific to your State or Tribe, consult the agency responsible for pesticide regulation.

AGRICULTURAL USE REQUIREMENTS

Use this product only in accordance with its labeling and with the Worker Protection Standard, 40 CFR part 170.

This standard contains requirements for the protection of agricultural workers on farms, forests, nurseries, and greenhouses, and handlers of agricultural pesticides. It contains requirements for training, decontamination, notification, and emergency assistance. It also contains specific instructions and exceptions pertaining to the statements on this label about personal protective equipment and restricted-entry interval. The requirements in this box only apply to uses of this product that are covered by the Worker Protection Standard.

Do not enter or allow worker entry into treated areas during the restricted-entry interval (REI) of 48 hours.

For early entry to treated areas that is permitted under the Worker Protection Standard and that involves contact with anything that has been treated, such as plants, soil, or water, wear: coveralls, waterproof gloves, shoes plus socks, and protective eyewear.

Non-Agricultural Use Requirements

The requirements in this box apply to uses of this product that are NOT within the scope of the Worker Protection Standard for agricultural pesticides (40 CFR Part 170). The WPS applies when this product is used to produce agricultural plants on farms, forests, nurseries, or greenhouses.

Reentry statement for residential and other turf sites excluding sod farms. Do not allow people (other than applicator) or pets on treatment area during application. Do not enter treatment area until spray has dried or dust has settled.

STORAGE & DISPOSAL

Do not contaminate water, food, or feed by storage or disposal.

STORAGE: Store in original container in a locked storage area inaccessible to children or pets. Keep from freezing.

PESTICIDE DISPOSAL: Pesticide wastes are acutely hazardous. Improper disposal of excess pesticide, spray mixture, or rinsate is a violation of Federal law and may contaminate groundwater. If these wastes cannot be disposed of by use according to label instructions, contact your State Pesticide or Environmental Control Agency, or the Hazardous Waste representative at the nearest EPA Regional Office for guidance.

CONTAINER DISPOSAL: FOR PLASTIC CONTAINER: - Triple rinse (or equivalent). Then offer for recycling or reconditioning, or puncture and dispose of in a sanitary landfill, or incineration, or if allowed by state and local authorities by burning. If burned stay out of smoke. FOR METAL DRUMS: - Triple rinse (or equivalent). Then offer for recycling or reconditioning, or puncture and dispose of in a sanitary landfill, or by other procedures approved by state and local authorities.

PRECAUTION FOR PAINTS AND COATINGS OF AUTOMOBILES AND OTHER VEHICLES:

Undiluted spray droplets may damage the paint, coating, or finish of vehicles. Vehicles should not be sprayed. If accidental exposure does occur, then the vehicle should be washed before the spray droplets dry.

NOTICE TO USER:

This product must be applied in compliance with the pesticide regulations of the state in which application is made. Check with local authorities regarding regulations which may affect the application of this product.

USE INSTRUCTIONS:

Hi-Dep® consists of the dimethylamine and diethanolamine salts of 2,4-D especially formulated for low volume applications with aerial and ground equipment.

GROUND APPLICATION:

Apply in water, 1 to 10 gallons total solution per acre with conventional equipment. Low spray volumes (1 to 5 gallons per acre) may provide more effective weed control and better economy. Use nozzle systems capable of spraying correct gallonage with boom pressures of 25 psi or less.

WEEDS CONTROLLED: Use Hi-Dep® to control many broadleaf weeds including:

- PERENNIAL WEEDS -		
Artichoke	Dogfennel	Rush, slender
Aster	Goldenrod	Sowthistle
Austrian fieldcress	Ground ivy	St. Johnswort
Bindweed	Healall	Stinging nettle
Blackeyed susan	Hemlock	Strawberry (wild)
Blue lettuce	Ironweed	Tall buttercup
Canada thistle	Knapweed	Tanweed
Catnip	(spotted Russian, diffuse)	Toadflax
Chicory	Leafy spurge	Vervain
Clover (many types)	Locoweed	Whitetop (hoary cress)
Coffeeweed	Mugwort	Wild garlic
Dandelion	Nettles	Wild onion
Dock	Orange hawkweed	Wild sweet potato
Dogbane	Povertyweed	Yellow rocket
- ANNUAL AND BIENNIAL WEEDS -		
Beggarticks	Henbit	Primrose
Bitterweed	Jewelweed	Puncturevine
Black medic	Jimsonweed	Radish (wild)
Broomweed	Jim Hill mustard	Ragweed
Bull thistle	(Tumble mustard)	Russian thistle
Burdock	Knotweed	Scotch thistle
Carpetweed	Lambsquarters	Shepherdspurse
Catchweed bedstraw	Lettuce (wild)	Sneezeweed
Chickweed	Mallow	Sowthistle (common)
Cinquefoil	Marestail (horseweed)	Spanishneedles
Cockle	Marijuana	Sunflower
Cocklebur	Marshelder	Tansy mustard
Croton	Mediterranean sage	Tansy ragwort
Devilsclaw	Miners lettuce	Tumbleweed
Falseflax	Morningglory (annual)	Tumble pigweed
Fleabane (daisy)	Musk thistle	Velvetleaf
Flixweed	Mustard	Vetch
Frenchweed	Parsnip	Wild carrot
Galinsoga	Pennycress	Wild parsnip
Goatsbeard	Pepperweed	Wild turnip
Goosefoot	Pigweed (redroot)	Witchweed
Groundsel	Plantain	Wormwood
Gumweed	Prickly lettuce	Yellow starthistle

ALSO CERTAIN 2,4-D SUSCEPTIBLE WOODY PLANTS SUCH AS:

Big sagebrush	Hazel	Poison oak
Buckbrush	Locust	Rabbitbrush
Cedar	Macartney rose	Sagebrush
Chamise	Manzanita	Shinnery oak
Cherokee rose	Multiflora rose	Sumac
Coastal sage	Pine	Tropical soda apple
Elderberry	Poison ivy	Willow

To convert local recommendations into Hi-Dep® use the following table:

2,4-D acid equivalent (a.e.)	1 lb.	$\frac{3}{4}$ lb.	$\frac{1}{2}$ lb.	$\frac{3}{8}$ lb.	$\frac{1}{4}$ lb.	$\frac{1}{8}$ lb.	$\frac{1}{16}$ lb.
Hi-Dep®	2 pt.	1½ pt.	1 pt.	$\frac{3}{4}$ pt.	$\frac{1}{2}$ pt.	$\frac{3}{8}$ pt.	$\frac{1}{4}$ pt.

PASTURE AND RANGELAND

BROADCAST APPLICATIONS WITH GROUND EQUIPMENT:

Dosage Rates - Refer to Table 2 for the broadcast rates of Hi-Dep® applied with ground and aerial equipment.

TABLE 2. BROADCAST RATES PER ACRE FOR PASTURE AND RANGELAND.

Weed Types	Amount of Hi-Dep®, Quarts/Acre	Pounds of 2,4-D a.e./Acre	When to Apply
Annual Broadleaf	1.0 - 2.0 quarts	1.0 - 2.0 pounds	Spring or fall during active growth.
Biennial	1.0 - 2.0 quarts	1.0 - 2.0 pounds	Spring or fall during seedling to rosette stage.
Perennial	1.0 - 2.0 quarts	1.0 - 2.0 pounds	Spring or fall during bud to bloom stage.

The maximum application rate to pasture and rangeland is 2 pounds 2,4-D acid equivalent per acre per application per site.

On pasture and rangeland, the maximum seasonal rate is 6 quarts of product (5.7 pounds acid equivalent) per acre per season.

Do not use on bentgrass, alfalfa, clover, or other legumes. Do not use on newly seeded areas until grass is well established. Do not use from early boot to milk stage where grass seed production is desired.

Spray Volumes:

- For ground application of Hi-Dep® alone, use a total spray volume of 1.0 to 10.0 gallons per acre (gpa).
- For ground application of the tank mixtures, use a minimum spray volume of 10.0 gallons per acre.

Grazing Restrictions and Harvest Intervals:

Observe these intervals:

- 1) A 7 day pregrazing interval for dairy cattle.
- 2) A 30 day preharvest interval for grass cut for hay.
- 3) A preslaughter interval for meat animals of 3 days.

TANK MIXTURES FOR PASTURE AND RANGELAND:

Hi-Dep®, a mixed amine salt of 2,4-D, can be applied as a tank mixture with Banvel® Herbicide or Tordon® 22K to broaden the spectrum of weed control. To assure maximum safety and weed control, follow all precautions and limitations on this label and the labels of products used in tank mixtures with Hi-Dep®.

Products	Amount of Product
Hi-Dep® + Banvel®	1 to 2 quarts/A + 1 to 2 pints/A
Hi-Dep® + Tordon® 22K	1 to 2 quarts/A + ¼ to 2 pints/A

SPOT TREATMENTS WITH GROUND EQUIPMENT:

High Volume Leaf Stem Treatments of Individual Plants or Small Areas with Backpack Sprayers, Knapsack Sprayers, Power Sprayers, Spray Guns, or Other Ground Equipment - This method is appropriate for sparse infestations of brush or woody species, for small areas, or for areas where broadcast applications are not feasible. Woody species including multiflora rose, Macartney rose, southern wild rose, and willow baccharis may be controlled with spot treatments. Perennial weeds including Canada thistle (late bud to early bloom), bull thistle (bud stage), musk thistle (spring or fall in rosette or early bud stage), leafy spurge (early to late bloom), and field bindweed (80% or greater bloom) may be effectively controlled with spot treatments of Hi-Dep®.

For Hi-Dep® alone, mix 2.0 gallons of Hi-Dep® per 100 gallons of water (2.0% spray concentration). Spray volumes will depend upon the height, density, and type of weeds/brush. Thorough coverage of the leaves, stems, trunks, and root collars is essential. Apply as a spray-to-wet application for the best results. Coverage should be thorough for individual plants and use sufficient pressure to penetrate the center of large clumps (e.g. multiflora rose).

On pasture and rangeland, the maximum seasonal rate is 6 quarts of product (5.7 pounds acid equivalent) per acre per season.

Do not use on bentgrass, alfalfa, clover, or other legumes. Do not use on newly seeded areas until grass is well established. Do not use from early boot to milk stage where grass seed production is desired.

Grazing Restrictions and Harvest Intervals -

Observe these intervals for Hi-Dep® treatments:

- 1) A 7 day pregrazing interval for dairy cattle.
- 2) A 30 day preharvest interval for grass cut for hay.
- 3) A preslaughter interval for meat animals of 3 days.

MESQUITE MANAGEMENT IN PERMANENT GRASS PASTURE AND RANGELAND:

Hi-Dep® and three tank mixtures have proven effective on mesquite in pasture and rangeland in Texas, Oklahoma, Arizona, and New Mexico. Hi-Dep® can be tank mixed with Reclaim® Herbicide, Remedy® Range and Pasture Herbicide, and Gazon® PC Herbicide for use on pasture and rangeland in accordance with the most restrictive of label limitations and precautions. No label dosages should be exceeded.

Hi-Dep®, Reclaim® Herbicide, and Remedy® Range and Pasture Herbicide are classified as General Use Pesticides. However, Gazon® PC Herbicide is classified as a Restricted-Use Pesticide. Two terms of the restrictions include the following:

For retail sale to and use only by Certified Applicators or persons under their direct supervision and only for those uses covered by the Certified Applicators certification. Commercial Certified Applicators must also ensure that all persons involved in these activities are informed of the precautionary statements.

APPLICATION SCHEDULES:

The appropriate growth stage of mesquite for effective control occurs in the spring or early summer after the mesquite has fully leafed out and has turned dark green in color. Do not apply when the mesquite beans are elongating. The best environmental conditions include soil temperatures above 75°F (24°C) at the depth of 12 to 18 inches and adequate soil moisture for plant growth.

BROADCAST APPLICATIONS WITH GROUND EQUIPMENT:**DOSAGE RATES:**

Refer to Chart 1 for the broadcast rates of Hi-Dop® and tank mixtures applied with ground equipment.

SPRAY VOLUMES:

For ground application of Hi-Dop® alone, use a total spray volume of 1.0 to 10.0 gallons per acre (gpa). For ground application of the tank mixtures, use a minimum spray volume of 10.0 gallons per acre; for sites with mixed brush or dense growth 10 to 25 gallons per acre are recommended. Refer to Chart 2 for specific instructions.

SPRAY PREPARATION:

Hi-Dop® diluted with water forms a solution. Agricultural surfactants such as X-77 Spreader® are recommended for tank mixtures with water alone. Drift control additives such as Nalco-Trol® may be used in reducing drift. Refer to Chart 1 for specific instructions.

Oil in water emulsions may increase the effectiveness of the tank mixtures when compared to spray mixtures with water alone. Oil in water emulsions include oil (diesel fuel, kerosene, fuel oil, or mineral oil), an emulsifier, and the herbicides. The amount of oil in the spray mixture will range from 5 to 20 percent of the total spray mixture, and the maximum rate of oil should not exceed 1.0 gallon per acre. Emulsifiers such as Sponto® 712, Triton® X-100, or Rangeland Spramate® must be used for adequate stability in oil-water emulsions. Drift control agents such as Nalco-Trol® may be used in reducing drift. Always use a jar test to check compatibility before preparing tank mixtures. Refer to Chart 1 for specific instructions.

HARVEST AND GRAZING INTERVALS: Refer to Chart 1.

CHART 1. TANK MIXTURE RECOMMENDATIONS FOR FOLIAR BROADCAST TREATMENTS USING GROUND EQUIPMENT

Product Name	Restricted Use	Approved States	Amount of Product		Spray Volume gpa	Spray Preparations					Grazing and Harvest Intervals
			Quarts per Acre	Pounds a.e./acre		Water Solutions		Oil: Water Emulsions			
						Agricultural Surfactants % vol./vol.	Drift Control Additives	Ratio of Oil to Water	Emulsifiers	Drift Control Additives	
Hi-Dep [®]	NO	New Mexico Oklahoma Texas Arizona	2.0	1.9	1 - 10	-----	-----	-----	-----	-----	See footnote 1
Hi-Dep [®] plus Reclaim [®] Herbicide	NO	New Mexico Oklahoma Texas	1.0 0.34-0.67	0.95 0.25-0.50	10 - 20	0.25%v/v	Nalco-Trol or Equivalent	5-10% with maximum of 1 gal. of oil per acre	Sponto 712 or Triton X-100	Nalco-Trol or Equivalent	See footnotes 1, 2
Hi-Dep [®] plus Remedy [®] Range and Pasture Herbicide	NO	New Mexico Oklahoma Texas Arizona	1.0 0.50	0.95 0.50	>10	0.50%v/v	Nalco-Trol or Equivalent	5-10% with maximum of 1 gal. of oil per acre	Rangeland Spray-Mate, Sponto 712, Triton X-100	Nalco-Trol or Equivalent	See footnotes 1, 3
Hi-Dep [®] plus Grazon [®] PC Herbicide	YES	New Mexico Oklahoma Texas	1.0 0.5-1.0	0.95 0.25-0.50	10 - 25	0.50%v/v	Nalco-Trol or Equivalent	15-20% with max. of 1 gal. of oil per acre	Sponto 712 or Triton X-100	Nalco-Trol or Equivalent	See footnotes 1, 4
1) Observe these intervals: • A 7 day pregrazing interval for dairy cattle. • A 30 day preharvest interval for grass cut for hay. • A preslaughter interval for meat animals of 3 days.											
2) Do not spray pastures containing desirable forbs, especially legumes, unless injury to such plants can be tolerated. Do not treat more than once a year. Fall treatments are not recommended. Do not transfer livestock from treated grazing areas onto sensitive broadleaf crop areas without allowing 7 days of grazing on an untreated pasture.											
3) Do not spray pastures containing desirable forbs, especially legumes such as clover, unless injury or loss of plants can be tolerated. Withdraw livestock from treated forage at least 3 days before slaughter during the year of treatment. Do not graze lactating dairy animals on treated areas for one year following treatment. Do not harvest grass for hay from treated areas for one year following treatment.											
4) Do not transfer livestock from treated areas onto broadleaf crop areas without first allowing 7 days of grazing on untreated grass pasture. Otherwise, urine may contain enough picloram to cause injury to sensitive broadleaf plants. Do not spray pastures if the forage legume component is desired. Grazon® PC Herbicide may injure or kill legumes. Also, new legume seedlings may not be successful if made within 2 years following application of this herbicide. Do not treat with Grazon® PC Herbicide (Picloram) more than once a year. Maximum application rate for Grazon® PC Herbicide is 2 pints per acre per year. (0.5 lbs. ae/A).											
5) Use nonionic agricultural surfactants such as X-77 Spreader [®] or equivalent products.											

1) Observe these intervals:

- A 7 day pregrazing interval for dairy cattle.
- A 30 day preharvest interval for grass cut for hay.
- A preslaughter interval for meat animals of 3 days.

2) Do not spray pastures containing desirable forbs, especially legumes, unless injury to such plants can be tolerated. Do not treat more than once a year. Fall treatments are not recommended. Do not transfer livestock from treated grazing areas onto sensitive broadleaf crop areas without allowing 7 days of grazing on an untreated pasture.

3) Do not spray pastures containing desirable forbs, especially legumes such as clover, unless injury or loss of plants can be tolerated. Withdraw livestock from treated forage at least 3 days before slaughter during the year of treatment. Do not graze lactating dairy animals on treated areas for one year following treatment. Do not harvest grass for hay from treated areas for one year following treatment.

4) Do not transfer livestock from treated areas onto broadleaf crop areas without first allowing 7 days of grazing on untreated grass pasture. Otherwise, urine may contain enough picloram to cause injury to sensitive broadleaf plants. Do not spray pastures if the forage legume component is desired. Grazon® PC Herbicide may injure or kill legumes. Also, new legume seedlings may not be successful if made within 2 years following application of this herbicide. Do not treat with Grazon® PC Herbicide (Picloram) more than once a year. Maximum application rate for Grazon® PC Herbicide is 2 pints per acre per year. (0.5 lbs. ae/A).

5) Use nonionic agricultural surfactants such as X-77 Spreader[®] or equivalent products.

47 8 57

HIGH VOLUME LEAF STEM TREATMENTS OF INDIVIDUAL MESQUITE PLANTS WITH BACKPACK SPRAYERS, KNAPSACK SPRAYERS, POWER SPRAYERS, SPRAY GUNS, OR OTHER GROUND EQUIPMENT:

This method is appropriate for sparse infestations of mesquite trees less than 6 to 8 feet in height or as a follow-up treatment in subsequent or different growing seasons. Hi-Dep® may be applied alone or in combination with Reclaim® in a dilution with water or in an oil-water emulsion.

For Hi-Dep® alone, mix 2.0 gallons of Hi-Dep® per 100 gallons of water (2.0% spray concentration). For Hi-Dep® plus Reclaim® tank mixture, mix 1 gallon of Hi-Dep® plus 0.5 to 0.75 gallon of Reclaim® Herbicide per 100 gallons of water (1.0% and 0.5 to 0.75% spray concentration of Hi-Dep® and Reclaim®, respectively). See Chart 3 for additional instructions for the spray preparation of 100 gallons of spray solution.

Spray volumes will depend upon the density and height of the mesquite plants. Thorough coverage of the leaves, stems, trunks, and root collars is essential. Apply as a spray-to-wet application for the best results. However, do not exceed one application of 1 1/3 pints per acre per year of Reclaim® Herbicide.

CHART 3. SPRAY PREPARATION CHART FOR MIXING 100 GALLONS OF SPRAY SOLUTION

Spray Concentration (%vol/vol) and Type	Amounts of Products to Make 100 Gallons of Spray Solution					
	Hi-Dep®, Gallons	Reclaim®, Gallons	Water, Gallons	Oil ¹ , Gallons	X-77 Spreader ² , Gallons	Emulsifier ³ , Gallons
2.0% water dilution	2.0	-----	98.0	-----	-----	-----
1.0% + (0.5 - 0.75%) water dilution	1.0	0.5 - 0.75	98.0 - 98.25	-----	0.25	-----
1.0% + (0.5 - 0.75%) oil-water emulsion	1.0	0.5 - 0.75	93.1 - 93.40	5.0	-----	0.12
¹ Add oil to the total spray mixture at the rate of 5% (vol./vol.), but do not use more than 1 gallon of oil per acre for this oil-water emulsion.						
² Nonionic agricultural surfactants may be substituted for X-77 Spreader®.						
³ Triton® X-100, Sponto® 712, or other emulsifiers are added at the rate of 3 fl. ozs. per gallon of oil.						

Observe these grazing and harvest intervals for Hi-Dep® treatments.

- ♦ A 7 day pregrazing interval for dairy cattle.
- ♦ A 30 day preharvest interval for grass cut for hay.
- ♦ A preslaughter interval for meat animals of 3 days.

Observe these additional precautions for Hi-Dep® and Reclaim® Herbicide combinations.

- ♦ Do not spray pastures containing desirable forbs, especially legumes, unless injury to such plants can be tolerated.
- ♦ Do not treat more than once a year. Fall treatments are not recommended. Do not transfer livestock from treated grazing areas onto sensitive broadleaf crop areas without allowing 7 days of grazing on an untreated pasture.

GRASS SEED CROPS:

Use 1 to 4 pints of product per acre in spring or fall to control broadleaf weeds in grass being grown for seed. Do not apply from early boot to the milk stage. Spray seedling grass only after the 5-leaf stage, using 3/4 to 1 pint of product per acre to control small seedling weeds. After the grass is well established, higher rates of up to 4 pints of product per acre can be used to control hard-to-kill annual or perennial weeds. For best results, apply when soil moisture is adequate for good growth. **NOTE:** Do not use on bentgrass unless grass injury can be tolerated.

Observe these grazing and harvest intervals for Hi-Dep® treatments.

- ♦ A 7 day pregrazing interval for dairy cattle.
- ♦ A 30 day preharvest interval for grass cut for hay.
- ♦ A preslaughter interval for meat animals of 3 days.

CONSERVATION RESERVE PROGRAMS (CRP):

Hi-Dep® may be applied postemergence to newly seeded and established grasses grown in Conservation Reserve Program (CRP) acres.

Treatments of Hi-Dep® may injure or kill legumes including alfalfa, clovers, lespedezas, sweet clover, trefoils and vetches. Also, treatments of this product may be injurious and may reduce the seedling growth of buffalograss, bentgrass, kleingrass, sideoats grama, and switchgrass.

Do not graze or harvest treated Conservation Reserve Program acres.

NEWLY SEEDED AREAS (Applications after the 5 to 6-leaf stage of grass seedlings.):

Hi-Dep® may be applied to newly seeded perennial grasses or to the newly seeded grasses grown with a companion/cover crop such as small grains. Postemergent applications of this product are recommended only after the 5 to 6-leaf stage of the grass seedlings. Or, do not apply this product prior to the beginning of tillering of the perennial grass seedlings. Perennial grasses have shown tolerance to this product when the grass seedlings have tillered and have developed an adequate secondary root system.

Apply $\frac{3}{4}$ to 1 pint of Hi-Dep® as a broadcast treatment to control annual broadleaf weeds. Biennial and perennial weeds may require follow-up or sequential treatments. The maximum application rate is 1.0 pound 2,4-D acid equivalent per acre per application per site.

ESTABLISHED PERENNIAL GRASS STANDS:

Established grass stands are defined as perennial grasses that have been planted one or more seasons before the application of this product. Application rates and schedules are presented below:

ESTABLISHED GRASSES OF CONSERVATION RESERVE PROGRAM

Weed Types	Broadcast Rates Per Acre		When to Apply
	Amount of Hi-Dep® pts/acre	Pounds 2,4-D a.e./acre	
Annual Broadleaf	$\frac{3}{4}$ - 1 pint	0.38 to 0.5 pounds	Spring or fall during active growth.
Biennial	2 - 4 pints	1.0 - 2.0 pounds	Spring or fall during seedling to rosette stage.
Perennial	2 - 4 pints	1.0 - 2.0 pounds	Spring or fall during bud to bloom stage.
Footnote 1) Use the higher rate within the range specified for tall vegetation, dense canopies, weeds beyond the suggested growth stage, or during adverse conditions.			

Biennial and perennial weeds may require follow-up or sequential treatments. The maximum application rate is 2.0 pounds 2,4-D acid equivalent per acre per application per site.

CONTROL OF WOODY PLANTS, BRUSH AND BROADLEAF WEEDS ON ROADSIDES, DRAINAGE DITCHBANKS, FIREBREAKS, FENCEROWS, AND NONCROP AREAS:

HIGH VOLUME:

Mix 1 to 2 gallons of product per 100 gallons of water (1 to 2% solution). Dosage rates per acre depend on the density of brush and/or weeds. For small broadleaf weeds, use the lower rate. Heavy dense stands of brush require the high rate with higher water volume. For small applications with small tank sprayers mix 1.25 to 2.5 fluid ounces of product per gallon of water.

To effectively control brush, all leaves, stems and suckers should be thoroughly wetted to the ground.

Apply when plants come into full leaf (spring) to the time plants begin to go dormant. Best results are obtained when brush and broadleaf weeds are young and actively growing. Do not cut brush until the herbicide has translocated throughout the plant causing root death.

Do not apply as a stand release or cover spray to established conifers as injury may result.

CONTROL OF SOUTHERN WILD ROSE:

On fencerows, use 1 gallon of product per 100 gallons of water. Spray thoroughly as soon as foliage is well developed. Two or more treatments may be required.

LEAFY SPURGE CONTROL IN COLORADO, IDAHO, MINNESOTA, MONTANA, NEBRASKA, NORTH DAKOTA, SOUTH DAKOTA, WASHINGTON AND WYOMING:

Hi-Dep® is recommended for use in combination with Tordon® or Banvel® for the suppression and/or control of leafy spurge on industrial noncropland sites in Colorado, Idaho, Minnesota, Montana, Nebraska, North Dakota, South Dakota, Washington, and Wyoming.

HOW TO USE:

Apply 1 to 2 quarts of Hi-Dep® in combination with 1 quart of Tordon®, or 2 quarts of Hi-Dep® plus 2 quarts of Banvel®, or 2 quarts of Hi-Dep® plus 1 pint of Tordon® plus 1 quart of Banvel®. Rates are on a per acre basis.

Mix with water with spray volumes of 1 to 10 gallons per acre with conventional equipment. Use nozzle systems capable of delivering correct gallonage. Add a nonionic agricultural surfactant at 0.25% by vol./vol. (e.g. 1 quart of surfactant per 100 gallons of solution).

IMPORTANT: Before using HI-DEP®, TORDON® and/or BANVEL® in these combinations, read and carefully observe the precautionary statements and all other information appearing on the product labels.

BROADLEAF WEED CONTROL IN NONCROPLAND GRASS AREAS:

Roadsides, Vacant Lots and Drainage Ditchbanks - Use 1.0 to 3.0 quarts of product per acre. Treat when weeds are young and growing well. Usually 2 quarts of product per acre will provide adequate weed control.

For Ornamental Turfgrass Established in Lawns, Golf Courses, Cemeteries, and Parks - Use 1.0 to 2.0 quarts of product per acre. For residential and other turf sites excluding sod farms, the maximum application rate to turf is 2.0 pounds 2,4-D acid equivalent per acre per application per site. The maximum number of broadcast applications per treatment site is 2 per year.

Do not use on dichondra or other herbaceous groundcovers. Do not use on creeping grasses such as bentgrass except for spot treating nor on newly seeded turf until grass is well established. Reseeding of lawns should be delayed following treatment. With spring application, reseed in the fall; with fall application, reseed in the spring. Legumes are usually damaged or killed. Deep rooted perennial weeds such as bindweed and Canada thistle may require repeated applications.

SPOT TREATMENT/NONCROP:

Hand-held And High Volume Equipment - Prepare a ¾% solution in water and apply to foliage as a coarse spray. For hard-to-kill woody plants use a 1½% solution. Prepare the spray solution by mixing in water as per the table below.

Applications should be made on a spray-to-wet basis with uniform coverage. When using in knapsack sprayers, insure mixture is complete by shaking or inverting sprayer several times.

Vacant Lots, Fence Rows And Drainage Ditchbanks - Use a ¾% spray concentration or mix 1.0 fl. oz. of product with 1.0 gallon of water.

Ornamental Turfgrass Established in Lawns, Golf Courses, Cemeteries, And Parks - Use a ½ - 1% spray concentration or mix 2/3 - 1 1/3 fl. oz. of product with 1.0 gallon of water.

Woody Plants - Use a 1½% spray concentration or mix 2.0 fl. oz. of product with 1.0 gallon of water.

Prepare the spray solution by mixing in water as per the following table:

Desired Volume	Spray Concentration			
	½%	¾%	1%	1½%
1 gallon	2/3 fluid ounce (4 teaspoons)	1 fluid ounce (2 Tablespoons)	1 1/3 fluid ounces (8 teaspoons)	2 fluid ounces (4 Tablespoons)
25 gallon	1 pint	1½ pint	2 pints	3 pints
100 gallon	½ gallon	¾ gallon	1 gallon	1½ gallon
2 Tablespoons (Tbs.) = 1 fluid ounce (fl. oz.)				
1 teaspoon (tsp.) = 1/3 Tablespoon (Tbs.) = 0.17 fluid ounce (fl.oz.)				

----- **END OF SUBLABEL VI.** -----

LIMITED WARRANTY AND DISCLAIMER.

The manufacturer warrants only that the chemical composition of this product conforms to the ingredient statement given on the label, and that the product is reasonably suited for the labeled use when applied according to the Directions for Use.

THE MANUFACTURER NEITHER MAKES NOR INTENDS ANY OTHER EXPRESS OR IMPLIED WARRANTIES, INCLUDING ANY WARRANTY OF MERCHANTABILITY OR FITNESS FOR A PARTICULAR PURPOSE, WHICH ARE EXPRESSLY DISCLAIMED. This limited warranty does not extend to the use of the product inconsistent with label instructions, warnings or cautions, or to use of the product under abnormal conditions such as drought, excessive rainfall, tornadoes, hurricanes, etc. These factors are beyond the control of the manufacturer or the seller. Any damages arising from a breach of the manufacturer's warranty shall be limited to direct damages, and shall not include indirect or consequential damages such as loss of profits or values, except as otherwise provided by law.

The terms of this Limited Warranty and Disclaimer cannot be varied by any written or verbal statements or agreements. No employee or agent of the seller is authorized to vary or exceed the terms of this Limited Warranty and Disclaimer in any manner.

Hi-Dep® is a registered trademark of PBI/Gordon Corporation. US Patent No. 4,971,630.
 Garlon®, Tordon®, Reclaim®, Remedy® and Grazon® are registered trademarks of DowAgroSciences.
 Nalco-Trol® is a registered trademark of Nalco Chemical Company
 Triton® X-100 is a registered trademark of Union Carbide Corporation.
 Sponto® 712 is a registered trademark of Witco Corporation
 Glean®, Bladex® and Extrazine® are registered trademarks of E.I. DuPont de Nemours & Company, Inc.
 AAtrex®, Bicep®, Dual® and Gramoxone® are registered trademarks of Sygenta Crop Protection, Inc.
 Bullet®, Lariat®, Lasso®, and Roundup® are registered trademarks of Monsanto Agricultural Products Company.
 Arsenal®, Banvel® Herbicide and Marksman® Herbicide are registered trademarks of BASF Corporation.
 X-77 Spreader® is a registered trademark of Loveland Industries, Inc.
 Clarity™ is a trademark of BASF Corporation.
 Buctril® Brand Herbicide is a registered trademark of Aventis CS.
 Accord® and Rodeo® are registered trademarks of Monsanto Company.

**24(C) SPECIAL LOCAL NEED LABELING
HI-DEP® BROADLEAF HERBICIDE**

**For Control of Annual, Biennial, and Perennial Broadleaf Weeds
For Preplant Applications To Rice**

**FOR DISTRIBUTION AND USE ONLY WITHIN THE STATE OF
ARKANSAS**

GENERAL INFORMATION:

Hi-Dep® Broadleaf Herbicide consists of the dimethylamine and diethanolamine salts of 2,4-D especially formulated for low volume applications with aerial and ground equipment. Hi-Dep® Broadleaf Herbicide may be applied prior to planting rice to provide control of susceptible annual, biennial, and perennial broadleaf weeds. Susceptible weed species include annual morningglory, evening primrose, common lambsquarters, docks, prickly lettuce, horseweed, Pennsylvannia smartweed, and velvetleaf. Hi-Dep® Broadleaf Herbicide will not control unemerged broadleaf weeds and may not control the regrowth of certain perennial weeds.

DIRECTIONS FOR USE

It is a violation of Federal law to use this product in a manner inconsistent with its labeling.

SPRAY VOLUMES AND ADJUVANTS:

Aerial Application: Spray volumes of ½ to 3 gallons per acre are recommended to provide adequate coverage.

Ground Application: Spray volumes of 1 to 10 gallons per acre are recommended with ground equipment.

Adjuvants may increase the effectiveness of this product. Use nonionic agricultural surfactants such as X-77 Spreader® or equivalent products.

APPLICATION SCHEDULE AND USE RATES:

Generally, a single application of 2.0 pints of Hi-Dep® Broadleaf Herbicide per acre applied 14 to 30 days prior to planting rice will provide satisfactory control.

APPLICATION SCHEDULE AND USE RATES

Application Schedule	Maximum Amount of Hi-Dep® per Acre	Maximum Rate (Pounds 2,4-D a.e./acre)	When to Apply (Days Prior to Planting Rice)
Single	2.0 pints	1.0	14 to 30 days

IMPORTANT NOTICE:


This bulletin contains new or supplemental instructions for use of Hi-Dep® Broadleaf Herbicide which may not appear on container labels.

Follow all applicable directions, restrictions, and precautions on the EPA-registered label.

This labeling must be in the possession of the user at the time of pesticide application.

808/ AP050597
EPA REG. NO. 2217-703
EPA EST. NO. 2217-KS-1
EPA SLN NO. AR-97-0005

24(c) REGISTRANT



24(C) SPECIAL LOCAL NEED LABELING HI-DEP® BROADLEAF HERBICIDE

For Control of Annual and Perennial Broadleaf Weeds
For Rice Stubble Applications

FOR DISTRIBUTION AND USE ONLY WITHIN THE STATE OF LOUISIANA

GENERAL INFORMATION:

Hi-Dep® Broadleaf Herbicide consists of the dimethylamine and diethanolamine salts of 2,4-D especially formulated for low volume applications with aerial and ground equipment. Hi-Dep® Broadleaf Herbicide may be applied within two weeks following harvest of the first crop to provide control of susceptible annual and perennial broadleaf weeds.

Hi-Dep® Broadleaf Herbicide will control redstem, dayflower, duckweed, northern jointvetch (curly indigo), and hemp sesbania (coffeebean, coffeeweed, tall indigo). Hi-Dep® Broadleaf Herbicide will suppress alligatorweed and may not control the regrowth of certain perennial weeds.

DIRECTIONS FOR USE

It is a violation of Federal law to use this product in a manner inconsistent with its labeling.

APPLICATION SCHEDULE AND USE RATES:

An application of 1 to 2 pints of Hi-Dep® Broadleaf Herbicide per acre within two weeks following the harvest of the first crop will provide satisfactory control.

SPRAY VOLUMES AND ADJUVANTS:

Aerial Application: Spray volumes of 5 or more gallons per acre are recommended to provide adequate coverage.

Ground Application: Spray volumes of 1 to 10 gallons per acre are recommended with ground equipment.

Adjuvants may increase the effectiveness of this product. Use nonionic agricultural surfactants such as X-77 Spreader® or equivalent products.

To ensure adequate spray coverage, apply when weeds have fully emerged through crop residue left from first harvest.


DO NOT apply Hi-Dep® Broadleaf Herbicide after rice has reached the panicle differentiation stage of growth, or crop injury may result. Weeds that are fully grown at time of first harvest or under drought stress may not be controlled by this application.

IMPORTANT NOTICE: This bulletin contains new or supplemental instructions for use of Hi-Dep® Broadleaf Herbicide which may not appear on container labels. Follow all applicable directions, restrictions, and precautions on the EPA-registered label.

This labeling must be in the possession of the user at the time of pesticide application.

808/794 EPA REG. NO. 2217-703 EPA EST. NO. 2217-KS-1 EPA SLN NO. LA-94-0006

MANUFACTURED BY:



24(c) SPECIAL LOCAL NEED LABELING

HI-DEP® BROADLEAF HERBICIDE

For Control of Annual and Perennial Broadleaf Weeds For
Preplant Applications To Rice

FOR DISTRIBUTION AND USE ONLY WITHIN THE STATE OF LOUISIANA

GENERAL INFORMATION:

Hi-Dep® Broadleaf Herbicide consists of the dimethylamine and diethanolamine salts of 2,4-D especially formulated for low volume applications with aerial and ground equipment. Hi-Dep® Broadleaf Herbicide may be applied prior to planting rice to provide control of susceptible annual and perennial broadleaf weeds including smartweed, alligatorweed, and primrose. Hi-Dep® Broadleaf Herbicide will not control unemerged broadleaf weeds and may not control the regrowth of certain perennial weeds.

DIRECTIONS FOR USE

It is a violation of Federal law to use this product in a manner inconsistent with its labeling. This labeling must be in possession of the user at the time of pesticide application. Refer to the EPA registered label for Hi-Dep® Broadleaf Herbicide for additional label directions, precautions and application restrictions.

SPRAY VOLUMES AND ADJUVANTS:

Aerial Application: Spray volumes of 5 or more gallons per acre are recommended to provide adequate coverage.

Ground Application: Spray volumes of 1 to 10 gallons per acre are recommended with ground equipment.

Adjuvants may increase the effectiveness of this product. Use nonionic agricultural surfactants such as Ortho® X-77 or equivalent products.

APPLICATION SCHEDULE AND USE RATES:

Generally, a single application of 2.0 pints of Hi-Dep® Broadleaf Herbicide per acre applied 30 days prior to planting rice will provide satisfactory control. Consult the EPA registered label for Hi-Dep or your local University or Agricultural Extension Service Specialists for more specific information on weeds controlled, application rates and application timing.

As an alternative to single application programs, Hi-Dep® Broadleaf Herbicide may be applied as a sequential treatment. This program is suggested for dense infestations of perennial weeds, for adverse/extreme seasonal conditions, or for weeds beyond the appropriate growth stage. For sequential application programs, apply 1.5 to 2.0 pints of product per acre for the first application at 30 days before planting. The second application of 1.0 pint of product per acre should not be less than 15 days before planting rice.

APPLICATION SCHEDULE AND USE RATES			
Application Schedule	Maximum Amount of Hi-Dep® per Acre	Maximum Rate (Pounds 2,4-D a.e./acre)	When to Apply (Days Prior to Planting Rice)
Single	2.0 pints	1.0	30 days
Sequential Program:			
First Application	1.5 to 2.0 pints	0.75 to 1.0	30 days
Second Application	1.0 pints	0.5	Not less than 15 days

RESTRICTIONS:

Applications of Hi-Dep® Broadleaf Herbicide shall not be made to rice if commercial plantings of cotton, tomato, grapes or highly susceptible crops not owned by the applicator or person for whom the application is made are within ¼ mile of the application site.

Air movement, air stability, and wind directions are to be determined before application by using a smoke generator or other means at or near the site of application. Avoid applications during calm conditions (less than 2 miles per hour). Do not spray when wind velocity exceeds 5 mph.

To aid in reducing spray drift when applying Hi-Dep® Broadleaf Herbicide use a minimum spray volume of 20 gallons of mixed spray per broadcast acre. Use a spray pressure of not more than 25 PSI measured at the spray boom nozzle. The height of the spray boom must be no more than 20 inches above the canopy of the target vegetation or crop, whichever is taller.

Do not apply Hi-Dep® Broadleaf Herbicide to rice using mist blowers, mini-spin, Controlled Droplet Applicator (CDA), or other mist producing equipment. Use of a drift control agent such as Nalco-Trol or equivalent is recommended.

IMPORTANT NOTICE: This bulletin contains new or supplemental instructions for use of Hi-Dep® Broadleaf Herbicide which may not appear on container labels.

Follow all applicable directions, restrictions, and precautions on the EPA-registered label.

This labeling must be in the possession of the user at the time of pesticide application.

808/01-2000


EPA REG. NO. 2217-703

EPA EST. NO. 2217-KS-1

EPA SLN NO. LA-99-0010

Expiration Date: 9/1/2004

24(c) Registrant:



24(C) SPECIAL LOCAL NEED LABELING

HI-DEP[®] BROADLEAF HERBICIDE

For Control of Annual and Perennial Broadleaf Weeds For Rice Stubble Applications

FOR DISTRIBUTION AND USE ONLY WITHIN THE STATE OF LOUISIANA

GENERAL INFORMATION:

Hi-Dep[®] Broadleaf Herbicide consists of the dimethylamine and diethanolamine salts of 2,4-D especially formulated for low volume applications with aerial and ground equipment. Hi-Dep[®] Broadleaf Herbicide may be applied within two weeks following harvest of the first crop to provide control of susceptible annual and perennial broadleaf weeds.

Hi-Dep[®] Broadleaf Herbicide will control redstem, dayflower, duckweed, northern jointvetch (curly indigo), and hemp sesbania (coffeebean, coffeeweed, tall indigo). Hi-Dep[®] Broadleaf Herbicide will suppress alligatorweed and may not control the regrowth of certain perennial weeds.

DIRECTIONS FOR USE:

It is a violation of Federal law to use this product in a manner inconsistent with its labeling.

APPLICATION SCHEDULE AND USE RATES:

An application of 1 to 2 pints of Hi-Dep[®] Broadleaf Herbicide per acre within two weeks following the harvest of the first crop will provide satisfactory control.

SPRAY VOLUMES AND ADJUVANTS:

Aerial Application: Spray volumes of 5 or more gallons per acre are recommended to provide adequate coverage.

Ground Application: Spray volumes of 1 to 10 gallons per acre are recommended with ground equipment.

Adjuvants may increase the effectiveness of this product. Use nonionic agricultural surfactants such as X-77 Spreader[®] or equivalent products.

To ensure adequate spray coverage, apply when weeds have fully emerged through crop residue left from first harvest.

DO NOT apply Hi-Dep[®] Broadleaf Herbicide after rice has reached the panicle differentiation stage of growth, or crop injury may result. Weeds that are fully grown at time of first harvest or under drought stress may not be controlled by this application.

IMPORTANT NOTICE: This bulletin contains new or supplemental instructions for use of Hi-Dep[®] Broadleaf Herbicide which may not appear on container labels. Follow all applicable directions, restrictions, and precautions on the EPA-registered label.

This labeling must be in the possession of the user at the time of pesticide application.

808/3-2001

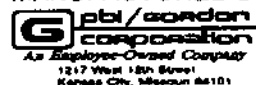
EPA REG. NO. 2217-703

EPA EST. NO. 2217-KS-1

EPA SLN NO. LA-01-0009

EXPIRATION DATE: 04/18/2006

MANUFACTURED BY:



24(C) SPECIAL LOCAL NEED LABELING HI-DEP® BROADLEAF HERBICIDE

For Control of Annual, Biennial, and Perennial Broadleaf Weeds
For Preplant Applications To Rice

FOR DISTRIBUTION AND USE ONLY WITHIN THE STATE OF MISSOURI

GENERAL INFORMATION:

Hi-Dep® Broadleaf Herbicide consists of the dimethylamine and diethanolamine salts of 2,4-D especially formulated for low volume applications with aerial and ground equipment. Hi-Dep® Broadleaf Herbicide may be applied prior to planting rice to provide control of susceptible annual, biennial, and perennial broadleaf weeds. Susceptible weed species include annual morningglory, evening primrose, common lambsquarters, docks, prickly lettuce, horseweed, Pennsylvannia smartweed, and velvetleaf. Hi-Dep® Broadleaf Herbicide will not control unemerged broadleaf weeds and may not control the regrowth of certain perennial weeds.

DIRECTIONS FOR USE

It is a violation of Federal law to use this product in a manner inconsistent with its labeling.

SPRAY VOLUMES AND ADJUVANTS:

Aerial Application: Spray volumes of ½ to 3 gallons per acre are recommended to provide adequate coverage.

Ground Application: Spray volumes of 1 to 10 gallons per acre are recommended with ground equipment.

Adjuvants may increase the effectiveness of this product. Use nonionic agricultural surfactants such as X-77 Spreader® or equivalent products.

APPLICATION SCHEDULE AND USE RATES:

Generally, a single application of 2.0 pints of Hi-Dep® Broadleaf Herbicide per acre applied 14 to 30 days prior to planting rice will provide satisfactory control.

APPLICATION SCHEDULE AND USE RATES

Application Schedule	Maximum Amount of Hi-Dep® per Acre	Maximum Rate (Pounds 2,4-D a.e./acre)	When to Apply (Days Prior to Planting Rice)
Single	2.0 pints	1.0	14 to 30 days

IMPORTANT NOTICE:

This bulletin contains new or supplemental instructions for use of Hi-Dep® Broadleaf Herbicide which may not appear on container labels.

Follow all applicable directions, restrictions, and precautions on the EPA-registered label.

This labeling must be in the possession of the user at the time of pesticide application.

808/ AP031496
EPA REG. NO. 2217-703
EPA EST. NO. 2217-KS-1
EPA SLN NO. MO-96-0001

MANUFACTURED BY:

Gordon Corporation
An Employee-Owned Company
1217 West 13th Street
Kansas City, Missouri 64101