

**Data Validation Checklist
Semivolatile Organic Analyses**

Project: 35TH Avenue Superfund Site
 Laboratory: TestAmerica - Savannah, GA¹
 Method: SW-846 8270C Low-Level (PAH)
 Matrix: Soil
 Reviewer: Karen Marie Trujillo, URS Group
 Concurrence²: Nicole Lancaster, URS Group

Project No: 15268508.20000
 Job ID.: 680-89513-2
 Associated Samples: Refer to **Attachment A** (Sample Summary)
 Samples Collected: 04/18/2013
 Date: 05/09/2013
 Date: 05/16/2013

Review Questions	Yes	No	N/A	Samples (Analytes) Affected/Comments	Flag
1. Were sample storage and preservation requirements met? If temperature >6°C, then J/UJ-flag results.	✓				
2. Were all COC records signed and integrity seals intact, indicating that COC was maintained for all samples?	✓				
3. Were there any problems noted in laboratory data package concerning condition of samples upon receipt?		✓			
4. Do any soil samples contain more than 50% water? If yes, then results are to be reported on a wet-weight basis.		✓			
5. Were holding times met (≤7 and 14 days from collection to extraction for aqueous and solid samples, respectively; ≤40 days from extraction to analysis)? If not, then J/UJ-flag sample results. If grossly (2x) exceeded, then flag J/R.	✓				
6. Were results for all project-specified target analytes reported?	✓				
7. Were project-specified Reporting Limits achieved for undiluted sample analyses?	✓				
8. Were samples with analyte concentrations exceeding the calibration range of the instrument re-analyzed at a higher dilution? If not, then J-flag sample result.	✓				
9. Was a method blank extracted with each batch (i.e., one per 20 samples, per batch, per matrix and per level)?	✓				
10. Were target analytes detected in the method blank?		✓			
11. Were target analytes detected in equipment/rinsate blanks?		✓		PAHs were not detected during the analysis of rinsate blank 041513-RB-Shovel (680-89421-10).	

¹ All analytical work subcontracted to TestAmerica of Tampa, FL

² Independent technical reviewer

Data Validation Checklist (Continued)

Review Questions	Yes	No	N/A	Samples (Analytes) Affected/Comments	Flag
12. Are equipment/rinsate blanks associated with every sample? If no, note in DV report.	✓			According to the QAPP, a rinsate blank is to be collected after each decontamination event, which occurs once per week per the client. A rinsate blank, 041513-RB-Shovel (680-89421-10) was collected during the week of 4/15/13. The rinsate blank was analyzed for PAHs under Test America Job ID 680-89421-1.	
13. Were analytes detected in samples below the blank contamination action level? If yes, U-flag positive sample results <5x associated blank concentration (10x for common blank contaminants – phthalates)			✓	Blank contamination does not exist.	
14. Is a field duplicate associated with this Job?	✓			CV1321B-CSD (680-89513-25) is a field duplicate of CV1321B-CSD (680-89513-24).	
15. Was precision deemed acceptable as defined by the project plans?	✓			Refer to Attachment B (Field Duplicate Evaluation)	
16. Were DFTPP ion abundance criteria (i.e., Table 3 of SW-846 8270C) met? If no, professional judgment may be applied to determine to what extent the data may be utilized.	✓			Alternate tuning criteria were used by the laboratory (i.e., EPA Method 525.2). All ion abundance criteria were met per EPA Method 525.2.	
17. Were samples analyzed within 12 hours of the DFTPP tune? If no, professional judgment may be applied to determine to what extent the data may be utilized.	✓				
18. Were initial and continuing calibration standards analyzed at the proper frequency for each instrument? <ul style="list-style-type: none"> Ensure that a minimum of five standards are used for the initial calibration. If no, use professional judgment to determine the effect on the data and note in the reviewer narrative. An initial calibration is to be associated with each sample analysis. A continuing calibration standard is to be analyzed for every 12 hours of sample analysis per instrument. 	✓			<ul style="list-style-type: none"> Instrument ID: BSMD5973 Initial Calibration: 04/04/2013 ICV: 04/04/13 @ 16:27 CCV: 04/24/13 @ 12:46 CCV: 04/25/13 @ 12:21 	
19. Were calibration results within laboratory/project specifications? <ul style="list-style-type: none"> ICAL (Criteria: ≤ 15 mean %RSD with individual CCC %RSD ≤ 30 ($\leq 50\%$ for poor performers), OR $r \geq 0.995$, OR $r^2 \geq 0.99$, and RRF ≥ 0.050 (≥ 0.010 for poor performers)): <ul style="list-style-type: none"> If %RSD > 15 ($> 50\%$ for poor performers), or $r < 0.995$, or $r^2 < 0.995$, then J-flag positive results and UJ-flag non-detects 		✓		ICV of 04/04/13 @ 16:27, instrument BSMD5973: Benzo[a]pyrene @ -23.7 %D (Lab: ≤ 35 , Project: ≤ 20), 76.5%R. A negative bias is indicated by the ICV percent difference and the analyte was detected in all samples; therefore, J-flag sample results.	J

Data Validation Checklist (Continued)

Review Questions	Yes	No	N/A	Samples (Analytes) Affected/Comments	Flag
<ul style="list-style-type: none"> ○ If mean RRF <0.050 (<0.010 for poor performers), then J-flag positive results and R-flag non-detects • ICV and CCV (Criteria: $\leq 20\%D$ ($\leq 50\%$ for poor performers) and $RF \geq 0.050$ (≥ 0.010 for poor performers)): <ul style="list-style-type: none"> ○ If $\%D > 20$ ($> 50\%$ for poor performers), then J-flag positive results and UJ-flag non-detects ○ If $RF < 0.050$ (<0.010 for poor performers), then UJ-flag non-detected semivolatile target compounds 					
20. Was a LCS prepared for each batch and matrix?	✓				
21. Were LCS recoveries within lab control limits? If no, J-flag positive results when $\%R > \text{Upper Control Limit (UCL)}$ and J/R-flag results when $\%R < \text{Lower Control Limit (LCL)}$.	✓				
22. Were LCS/LCSD RPD within lab specifications? If no, J-flag positive results and UJ-flag non-detects.			✓	LCS Only	
23. Was a MS/MSD pair extracted at the proper frequency (one per 20 samples per batch)?	✓				
24. Is the MS/MSD parent sample a project-specific sample?	✓			<ul style="list-style-type: none"> • Prep Batch 136774: 680-89513-23 (CV1321A-CS), MS/MSD • Prep Batch 136752: 680-89459-22 (CV1219B-CS), MS/MSD. Lab sample 680-89459-22 is a project-specific sample (CV1219B-CS) that was selected by TestAmerica for the PAH MS and MSD analyses, and the results were reported under Job ID 680-89459-2. 	
25. Were MS/MSD recoveries within laboratory/project specifications? <i>Only QC results for project samples are evaluated that are reported under this Job ID are evaluated.</i> <ul style="list-style-type: none"> • If the native sample concentration > 4x spiking level, then an evaluation of interference is not possible. • If either MS or MSD recovery meets control limits, qualification of data is not warranted. • MS and MSD $\%R < 10$: J and R Flag positive and ND results, respectively • MS and MSD $\%R > 10$ and $< \text{LCL}$: J-Flag positive and UJ- 		✓		CV1321A-CS (680-89513-23): <ul style="list-style-type: none"> • Benzo[a]pyrene @ 39 and 61 $\%R$ (49-130). Qualification of data not required based on the MS and MSD results³. • Chrysene @ 32 and 64 $\%R$ (41-130). Qualification of data not required⁴. • Phenanthrene @ 41 and 65 $\%R$ (42-130). Qualification of data not required⁴. • Pyrene @ 41 and 67 $\%R$ (44-130). Qualification of data not required⁴. 	

³ The recovery of either the MS or MSD met control limits.

Data Validation Checklist (Continued)

Review Questions	Yes	No	N/A	Samples (Analytes) Affected/Comments	Flag
flag non-detect results <ul style="list-style-type: none"> • MS and MSD R% >UCL (or 140): J-Flag positive results 					
26. Were laboratory criteria met for precision during the MS/MSD analysis? <i>Only QC results for project samples are evaluated that are reported under this Job ID are evaluated.</i> <ul style="list-style-type: none"> • If the native sample concentration > 4x spiking level, then an evaluation of interference is not possible. • If %RPD > UCL, J-flag positive result and UJ-flag non-detect result. 	✓				
27. Were surrogate recoveries within lab/project specifications? <ul style="list-style-type: none"> • If %R for 1 Acid or BN surrogates <10, then J-flag positive and R-flag non-detect associated sample results • If 2 or more Acid or BN %R >UCL, then J-flag positive results • If 2 or more Acid or BN %R ≥10%, but <LCL, then J-flag positive results and UJ-flag non-detect results • If 2 or more Acid or BN , with 1 %R >UCL and 1 %R ≥10%, but <LCL, then J-flag positive results and UJ-flag non-detect results 	✓				
28. Were internal standard (IS) results within lab/project specifications? <ul style="list-style-type: none"> • If IS area counts are less than 50% of the midpoint calibration standard, then J-flag positive and UJ-flag non-detect associated sample results • If IS area counts are greater than 100% of the midpoint calibration standard, then J-flag positive results • If extremely low area counts are reported or performance exhibits a major abrupt drop-off, then a severe loss of sensitivity is indicated, J-flag positive and R-flag non-detect results • If retention time of sample's internal standard is not within 30 seconds of the associated calibration standard, R-flag associated data. • The chromatographic profile for that sample must be examined to determine if any false positives or negatives exists. For shifts of large magnitude, the reviewer may consider partial or total rejection of the data for that sample fraction. Positive results need not be qualified as R, if mass 	✓				

Data Validation Checklist (Continued)

Review Questions	Yes	No	N/A	Samples (Analytes) Affected/Comments	Flag
spectral criteria are met.					
29. Were lab comments included in report?	✓			Refer to Attachment C (Case Narrative)	
<p>Comments: The data validation was conducted in accordance with the <i>Non-Industrial Use Property Sampling Event QAPP for the 35th Avenue Removal Site, Birmingham, Alabama, Revision 1</i> (OTIE, October 2012). The data review process was modeled after the <i>USEPA Contract Laboratory Program (CLP) National Functional Guidelines (NFG) for Organic Methods Data Review</i> (EPA, October 1999) and <i>USEPA CLP NFG for Low Concentration Organic Methods Data Review</i> (EPA, June 2001). Sample results have been qualified based on the results of the data review process (Attachment D). Criteria for acceptability of data were based upon available site information, analytical method requirements, guidance documents, and professional judgment.</p>					

DV Flag Definitions:

- J The analyte was positively identified; the associated numerical value is the approximate concentration of the analyte in the sample.
- R The sample results are unusable. The analyte may or may not be present in the sample.
- U The analyte was analyzed for, but was not detected above the associated level; blank contamination may exist.
- UJ The analyte was not detected above the limit, and the limit is approximate and may be inaccurate or imprecise.

ATTACHMENT A
SAMPLE SUMMARY

Sample Summary

Client: Oneida Total Integrated Enterprises LLC
Project/Site: 35th Avenue Superfund Site

TestAmerica Job ID: 680-89513-2
SDG: 68089513-2

Lab Sample ID	Client Sample ID	Matrix	Collected	Received
680-89513-21	CV1197A-CS	Solid	04/18/13 14:20	04/19/13 08:50
680-89513-22	CV1197B-CS	Solid	04/18/13 14:30	04/19/13 08:50
680-89513-23	CV1321A-CS	Solid	04/18/13 12:20	04/19/13 08:50
680-89513-24	CV1321B-CS	Solid	04/18/13 12:30	04/19/13 08:50
680-89513-25	CV1321B-CSD	Solid	04/18/13 12:30	04/19/13 08:50

1

2

3

4

5

6

7

8

9

10

11

12

ATTACHMENT B
FIELD DUPLICATE EVALUATION

Evaluation of Field Duplicate Results

Analyte	CV1321B-CS 680-89513-24	RL	CV1321B-CSD 680-89513-25	RL	Unit	Avg. RLx5	RPD	Absolute difference	2x Avg RL	Action
Acenaphthylene	25	J 55	32	J 200	µg/kg	637.5	NA	7	255	None, absolute difference ≤ 2x Avg RL
Anthracene	56	12	54	43	µg/kg	137.5	NA	2	55	None, absolute difference ≤ 2x Avg RL
Benzo(a)anthracene	200	11	200	41	µg/kg	130	0	NA	NA	None, RPD ≤ 50%
Benzo(a)pyrene	180	14	160	53	µg/kg	167.5	NA	20	67	None, absolute difference ≤ 2x Avg RL
Benzo(b)fluoranthene	390	17	370	62	µg/kg	197.5	5	NA	NA	None, RPD ≤ 50%
Benzo(g,h,i)perylene	94	28	93	J 100	µg/kg	320	NA	1	128	None, absolute difference ≤ 2x Avg RL
Benzo(k)fluoranthene	120	11	100	41	µg/kg	130	NA	20	52	None, absolute difference ≤ 2x Avg RL
Chrysene	260	12	270	46	µg/kg	145	4	NA	NA	None, RPD ≤ 50%
Dibenzo(a,h)anthracene	33	28	31	J 100	µg/kg	320	NA	2	128	None, absolute difference ≤ 2x Avg RL
Fluoranthene	320	28	260	100	µg/kg	320	NA	60	128	None, absolute difference ≤ 2x Avg RL
Fluorene	12	J 28	24	J 100	µg/kg	320	NA	12	128	None, absolute difference ≤ 2x Avg RL
Indeno(1,2,3-cd)pyrene	85	28	80	J 100	µg/kg	320	NA	5	128	None, absolute difference ≤ 2x Avg RL
1-Methylnaphthalene	180	55	270	200	µg/kg	637.5	NA	90	255	None, absolute difference ≤ 2x Avg RL
2-Methylnaphthalene	200	55	290	200	µg/kg	637.5	NA	90	255	None, absolute difference ≤ 2x Avg RL
Naphthalene	130	55	180	J 200	µg/kg	637.5	NA	50	255	None, absolute difference ≤ 2x Avg RL
Phenanthrene	260	11	280	41	µg/kg	130	7	NA	NA	None, RPD ≤ 50%
Pyrene	230	28	200	100	µg/kg	320	NA	30	128	None, absolute difference ≤ 2x Avg RL

Note: If the analyte was not detected, then the cell was left blank.

µg/kg - micrograms per kilogram

U - Not detected

J - Estimated value

UJ - Not detected and the limit is estimated

NA - Not applicable

RL - Reporting limit

RPD - Relative percent difference

Precision is based on either the absolute difference between sample results or RPD. If the sample results are less than or equal to 5x's the RL, then precision is based on the absolute difference between duplicate results. If sample results >5x's RL, then precision is evaluated using RPD. J-Flag sample results whenever the absolute difference is greater than the RL (2x for soils) or the RPD >20% (50% for soil). Table above presents the results for detected analytes only.

ATTACHMENT C
CASE NARRATIVE

Case Narrative

Client: Oneida Total Integrated Enterprises LLC
Project/Site: 35th Avenue Superfund Site

TestAmerica Job ID: 680-89513-2
SDG: 68089513-2

Job ID: 680-89513-2

Laboratory: TestAmerica Savannah

Narrative

CASE NARRATIVE

Client: Oneida Total Integrated Enterprises LLC

Project: 35th Avenue Superfund Site

Report Number: 680-89513-2

With the exceptions noted as flags or footnotes, standard analytical protocols were followed in the analysis of the samples and no problems were encountered or anomalies observed. In addition all laboratory quality control samples were within established control limits, with any exceptions noted below. Each sample was analyzed to achieve the lowest possible reporting limit within the constraints of the method. In some cases, due to interference or analytes present at high concentrations, samples were diluted. For diluted samples, the reporting limits are adjusted relative to the dilution required.

Calculations are performed before rounding to avoid round-off errors in calculated results.

All holding times were met and proper preservation noted for the methods performed on these samples, unless otherwise detailed in the individual sections below.

RECEIPT

The samples were received on 04/19/2013; the samples arrived in good condition, properly preserved and on ice. The temperature of the coolers at receipt was 3.7 C.

SEMIVOLATILE ORGANIC COMPOUNDS BY GCMS - LOW LEVEL

Samples CV1197A-CS (680-89513-21), CV1197B-CS (680-89513-22), CV1321A-CS (680-89513-23), CV1321B-CS (680-89513-24) and CV1321B-CSD (680-89513-25) were analyzed for Semivolatile Organic Compounds by GCMS - Low Level in accordance with EPA SW-846 Method 8270C. The samples were prepared on 04/23/2013 and 04/24/2013 and analyzed on 04/24/2013 and 04/25/2013.

Samples CV1197A-CS (680-89513-21)[4X], CV1197B-CS (680-89513-22)[4X], CV1321A-CS (680-89513-23)[4X] and CV1321B-CSD (680-89513-25)[4X] required dilution prior to analysis. The reporting limits have been adjusted accordingly.

Benzo[a]pyrene, Chrysene, Phenanthrene and Pyrene recovered outside the recovery criteria for the MS of sample CV1321A-CS (680-89513-23) in batch 660-136899.

No other difficulties were encountered during the SVOAs analyses.

All other quality control parameters were within the acceptance limits.

ATTACHMENT D
QUALIFIED SAMPLE RESULTS

Client Sample Results

Client: Oneida Total Integrated Enterprises LLC
 Project/Site: 35th Avenue Superfund Site

TestAmerica Job ID: 680-89513-2
 SDG: 68089513-2

Client Sample ID: CV1197A-CS

Lab Sample ID: 680-89513-21

Date Collected: 04/18/13 14:20

Matrix: Solid

Date Received: 04/19/13 08:50

Percent Solids: 85.1

Method: 8270C LL - Semivolatile Organic Compounds by GCMS - Low Levels

Analyte	Result	Qualifier	RL	MDL	Unit	D	Prepared	Analyzed	Dil Fac
Acenaphthene	470	U	470	94	ug/Kg	☼	04/23/13 14:49	04/24/13 20:40	4
Acenaphthylene	68	J	190	24	ug/Kg	☼	04/23/13 14:49	04/24/13 20:40	4
Anthracene	95		40	20	ug/Kg	☼	04/23/13 14:49	04/24/13 20:40	4
Benzo[a]anthracene	300		38	18	ug/Kg	☼	04/23/13 14:49	04/24/13 20:40	4
Benzo[a]pyrene	320	J	49	25	ug/Kg	☼	04/23/13 14:49	04/24/13 20:40	4
Benzo[b]fluoranthene	620		58	29	ug/Kg	☼	04/23/13 14:49	04/24/13 20:40	4
Benzo[g,h,i]perylene	180		94	21	ug/Kg	☼	04/23/13 14:49	04/24/13 20:40	4
Benzo[k]fluoranthene	200		38	17	ug/Kg	☼	04/23/13 14:49	04/24/13 20:40	4
Chrysene	420		42	21	ug/Kg	☼	04/23/13 14:49	04/24/13 20:40	4
Dibenz(a,h)anthracene	63	J	94	19	ug/Kg	☼	04/23/13 14:49	04/24/13 20:40	4
Fluoranthene	550		94	19	ug/Kg	☼	04/23/13 14:49	04/24/13 20:40	4
Fluorene	24	J	94	19	ug/Kg	☼	04/23/13 14:49	04/24/13 20:40	4
Indeno[1,2,3-cd]pyrene	170		94	34	ug/Kg	☼	04/23/13 14:49	04/24/13 20:40	4
1-Methylnaphthalene	150	J	190	21	ug/Kg	☼	04/23/13 14:49	04/24/13 20:40	4
2-Methylnaphthalene	210		190	34	ug/Kg	☼	04/23/13 14:49	04/24/13 20:40	4
Naphthalene	160	J	190	21	ug/Kg	☼	04/23/13 14:49	04/24/13 20:40	4
Phenanthrene	340		38	18	ug/Kg	☼	04/23/13 14:49	04/24/13 20:40	4
Pyrene	430		94	17	ug/Kg	☼	04/23/13 14:49	04/24/13 20:40	4

Surrogate	%Recovery	Qualifier	Limits	Prepared	Analyzed	Dil Fac
<i>o</i> -Terphenyl	66		30 - 130	04/23/13 14:49	04/24/13 20:40	4

Client Sample ID: CV1197B-CS

Lab Sample ID: 680-89513-22

Date Collected: 04/18/13 14:30

Matrix: Solid

Date Received: 04/19/13 08:50

Percent Solids: 83.3

Method: 8270C LL - Semivolatile Organic Compounds by GCMS - Low Levels

Analyte	Result	Qualifier	RL	MDL	Unit	D	Prepared	Analyzed	Dil Fac
Acenaphthene	480	U	480	96	ug/Kg	☼	04/23/13 14:49	04/24/13 21:03	4
Acenaphthylene	100	J	190	24	ug/Kg	☼	04/23/13 14:49	04/24/13 21:03	4
Anthracene	140		40	20	ug/Kg	☼	04/23/13 14:49	04/24/13 21:03	4
Benzo[a]anthracene	420		38	19	ug/Kg	☼	04/23/13 14:49	04/24/13 21:03	4
Benzo[a]pyrene	410	J	50	25	ug/Kg	☼	04/23/13 14:49	04/24/13 21:03	4
Benzo[b]fluoranthene	790		58	29	ug/Kg	☼	04/23/13 14:49	04/24/13 21:03	4
Benzo[g,h,i]perylene	210		96	21	ug/Kg	☼	04/23/13 14:49	04/24/13 21:03	4
Benzo[k]fluoranthene	250		38	17	ug/Kg	☼	04/23/13 14:49	04/24/13 21:03	4
Chrysene	580		43	22	ug/Kg	☼	04/23/13 14:49	04/24/13 21:03	4
Dibenz(a,h)anthracene	89	J	96	20	ug/Kg	☼	04/23/13 14:49	04/24/13 21:03	4
Fluoranthene	790		96	19	ug/Kg	☼	04/23/13 14:49	04/24/13 21:03	4
Fluorene	39	J	96	20	ug/Kg	☼	04/23/13 14:49	04/24/13 21:03	4
Indeno[1,2,3-cd]pyrene	190		96	34	ug/Kg	☼	04/23/13 14:49	04/24/13 21:03	4
1-Methylnaphthalene	470		190	21	ug/Kg	☼	04/23/13 14:49	04/24/13 21:03	4
2-Methylnaphthalene	590		190	34	ug/Kg	☼	04/23/13 14:49	04/24/13 21:03	4
Naphthalene	360		190	21	ug/Kg	☼	04/23/13 14:49	04/24/13 21:03	4
Phenanthrene	780		38	19	ug/Kg	☼	04/23/13 14:49	04/24/13 21:03	4
Pyrene	620		96	18	ug/Kg	☼	04/23/13 14:49	04/24/13 21:03	4

Surrogate	%Recovery	Qualifier	Limits	Prepared	Analyzed	Dil Fac
<i>o</i> -Terphenyl	62		30 - 130	04/23/13 14:49	04/24/13 21:03	4

Sample results have been qualified by URS in accordance with the Non-Industrial Use Property Sampling Event QAPP for the 35th Avenue Removal Site, Birmingham, Alabama, Revision 1 (OTIE, October 2012)

Client Sample Results

Client: Oneida Total Integrated Enterprises LLC
 Project/Site: 35th Avenue Superfund Site

TestAmerica Job ID: 680-89513-2
 SDG: 68089513-2

Client Sample ID: CV1321A-CS

Lab Sample ID: 680-89513-23

Date Collected: 04/18/13 12:20

Matrix: Solid

Date Received: 04/19/13 08:50

Percent Solids: 76.6

Method: 8270C LL - Semivolatile Organic Compounds by GCMS - Low Levels

Analyte	Result	Qualifier	RL	MDL	Unit	D	Prepared	Analyzed	Dil Fac
Acenaphthene	520	U	520	100	ug/Kg	☼	04/24/13 09:50	04/25/13 16:56	4
Acenaphthylene	38	J	210	26	ug/Kg	☼	04/24/13 09:50	04/25/13 16:56	4
Anthracene	70		44	22	ug/Kg	☼	04/24/13 09:50	04/25/13 16:56	4
Benzo[a]anthracene	310		42	20	ug/Kg	☼	04/24/13 09:50	04/25/13 16:56	4
Benzo[a]pyrene	240	F J	54	27	ug/Kg	☼	04/24/13 09:50	04/25/13 16:56	4
Benzo[b]fluoranthene	450		63	32	ug/Kg	☼	04/24/13 09:50	04/25/13 16:56	4
Benzo[g,h,i]perylene	220		100	23	ug/Kg	☼	04/24/13 09:50	04/25/13 16:56	4
Benzo[k]fluoranthene	130		42	19	ug/Kg	☼	04/24/13 09:50	04/25/13 16:56	4
Chrysene	400	F	47	23	ug/Kg	☼	04/24/13 09:50	04/25/13 16:56	4
Dibenz(a,h)anthracene	64	J	100	21	ug/Kg	☼	04/24/13 09:50	04/25/13 16:56	4
Fluoranthene	420		100	21	ug/Kg	☼	04/24/13 09:50	04/25/13 16:56	4
Fluorene	21	J	100	21	ug/Kg	☼	04/24/13 09:50	04/25/13 16:56	4
Indeno[1,2,3-cd]pyrene	150		100	37	ug/Kg	☼	04/24/13 09:50	04/25/13 16:56	4
1-Methylnaphthalene	500		210	23	ug/Kg	☼	04/24/13 09:50	04/25/13 16:56	4
2-Methylnaphthalene	470		210	37	ug/Kg	☼	04/24/13 09:50	04/25/13 16:56	4
Naphthalene	270		210	23	ug/Kg	☼	04/24/13 09:50	04/25/13 16:56	4
Phenanthrene	490	F	42	20	ug/Kg	☼	04/24/13 09:50	04/25/13 16:56	4
Pyrene	360	F	100	19	ug/Kg	☼	04/24/13 09:50	04/25/13 16:56	4
Surrogate	%Recovery	Qualifier	Limits				Prepared	Analyzed	Dil Fac
<i>o</i> -Terphenyl	48		30 - 130				04/24/13 09:50	04/25/13 16:56	4

Client Sample ID: CV1321B-CS

Lab Sample ID: 680-89513-24

Date Collected: 04/18/13 12:30

Matrix: Solid

Date Received: 04/19/13 08:50

Percent Solids: 73.0

Method: 8270C LL - Semivolatile Organic Compounds by GCMS - Low Levels

Analyte	Result	Qualifier	RL	MDL	Unit	D	Prepared	Analyzed	Dil Fac
Acenaphthene	140	U	140	28	ug/Kg	☼	04/23/13 14:49	04/24/13 21:26	1
Acenaphthylene	25	J	55	6.9	ug/Kg	☼	04/23/13 14:49	04/24/13 21:26	1
Anthracene	56		12	5.8	ug/Kg	☼	04/23/13 14:49	04/24/13 21:26	1
Benzo[a]anthracene	200		11	5.4	ug/Kg	☼	04/23/13 14:49	04/24/13 21:26	1
Benzo[a]pyrene	180	J	14	7.2	ug/Kg	☼	04/23/13 14:49	04/24/13 21:26	1
Benzo[b]fluoranthene	390		17	8.4	ug/Kg	☼	04/23/13 14:49	04/24/13 21:26	1
Benzo[g,h,i]perylene	94		28	6.1	ug/Kg	☼	04/23/13 14:49	04/24/13 21:26	1
Benzo[k]fluoranthene	120		11	5.0	ug/Kg	☼	04/23/13 14:49	04/24/13 21:26	1
Chrysene	260		12	6.2	ug/Kg	☼	04/23/13 14:49	04/24/13 21:26	1
Dibenz(a,h)anthracene	33		28	5.6	ug/Kg	☼	04/23/13 14:49	04/24/13 21:26	1
Fluoranthene	320		28	5.5	ug/Kg	☼	04/23/13 14:49	04/24/13 21:26	1
Fluorene	12	J	28	5.6	ug/Kg	☼	04/23/13 14:49	04/24/13 21:26	1
Indeno[1,2,3-cd]pyrene	85		28	9.8	ug/Kg	☼	04/23/13 14:49	04/24/13 21:26	1
1-Methylnaphthalene	180		55	6.1	ug/Kg	☼	04/23/13 14:49	04/24/13 21:26	1
2-Methylnaphthalene	200		55	9.8	ug/Kg	☼	04/23/13 14:49	04/24/13 21:26	1
Naphthalene	130		55	6.1	ug/Kg	☼	04/23/13 14:49	04/24/13 21:26	1
Phenanthrene	260		11	5.4	ug/Kg	☼	04/23/13 14:49	04/24/13 21:26	1
Pyrene	230		28	5.1	ug/Kg	☼	04/23/13 14:49	04/24/13 21:26	1
Surrogate	%Recovery	Qualifier	Limits				Prepared	Analyzed	Dil Fac
<i>o</i> -Terphenyl	63		30 - 130				04/23/13 14:49	04/24/13 21:26	1

Sample results have been qualified by URS in accordance with the Non-Industrial Use Property Sampling Event QAPP for the 35th Avenue Removal Site, Birmingham, Alabama, Revision 1 (OTIE, October 2012)

Client Sample Results

Client: Oneida Total Integrated Enterprises LLC
 Project/Site: 35th Avenue Superfund Site

TestAmerica Job ID: 680-89513-2
 SDG: 68089513-2

Client Sample ID: CV1321B-CSD

Lab Sample ID: 680-89513-25

Date Collected: 04/18/13 12:30

Matrix: Solid

Date Received: 04/19/13 08:50

Percent Solids: 76.9

Method: 8270C LL - Semivolatile Organic Compounds by GCMS - Low Levels

Analyte	Result	Qualifier	RL	MDL	Unit	D	Prepared	Analyzed	Dil Fac
Acenaphthene	510	U	510	100	ug/Kg	☼	04/23/13 14:49	04/24/13 21:48	4
Acenaphthylene	32	J	200	26	ug/Kg	☼	04/23/13 14:49	04/24/13 21:48	4
Anthracene	54		43	21	ug/Kg	☼	04/23/13 14:49	04/24/13 21:48	4
Benzo[a]anthracene	200		41	20	ug/Kg	☼	04/23/13 14:49	04/24/13 21:48	4
Benzo[a]pyrene	160	J	53	27	ug/Kg	☼	04/23/13 14:49	04/24/13 21:48	4
Benzo[b]fluoranthene	370		62	31	ug/Kg	☼	04/23/13 14:49	04/24/13 21:48	4
Benzo[g,h,i]perylene	93	J	100	22	ug/Kg	☼	04/23/13 14:49	04/24/13 21:48	4
Benzo[k]fluoranthene	100		41	18	ug/Kg	☼	04/23/13 14:49	04/24/13 21:48	4
Chrysene	270		46	23	ug/Kg	☼	04/23/13 14:49	04/24/13 21:48	4
Dibenz(a,h)anthracene	31	J	100	21	ug/Kg	☼	04/23/13 14:49	04/24/13 21:48	4
Fluoranthene	260		100	20	ug/Kg	☼	04/23/13 14:49	04/24/13 21:48	4
Fluorene	24	J	100	21	ug/Kg	☼	04/23/13 14:49	04/24/13 21:48	4
Indeno[1,2,3-cd]pyrene	80	J	100	36	ug/Kg	☼	04/23/13 14:49	04/24/13 21:48	4
1-Methylnaphthalene	270		200	22	ug/Kg	☼	04/23/13 14:49	04/24/13 21:48	4
2-Methylnaphthalene	290		200	36	ug/Kg	☼	04/23/13 14:49	04/24/13 21:48	4
Naphthalene	180	J	200	22	ug/Kg	☼	04/23/13 14:49	04/24/13 21:48	4
Phenanthrene	280		41	20	ug/Kg	☼	04/23/13 14:49	04/24/13 21:48	4
Pyrene	200		100	19	ug/Kg	☼	04/23/13 14:49	04/24/13 21:48	4
Surrogate	%Recovery	Qualifier	Limits				Prepared	Analyzed	Dil Fac
<i>o</i> -Terphenyl	74		30 - 130				04/23/13 14:49	04/24/13 21:48	4

Sample results have been qualified by URS in accordance with the Non-Industrial Use Property Sampling Event QAPP for the 35th Avenue Removal Site, Birmingham, Alabama, Revision 1 (OTIE, October 2012)

ANALYTICAL REPORT

Job Number: 680-89513-2

SDG Number: 68089513-2

Job Description: 35th Avenue Superfund Site

For:

Oneida Total Integrated Enterprises LLC

1220 Kennestone Circle

Suite 106

Marietta, GA 30060

Attention: Ms. Limari F Krebs



Approved for release.
Bernard Kirkland
Project Manager I
4/30/2013 12:29 PM

Designee for

Lisa Harvey

Project Manager II

lisa.harvey@testamericainc.com

04/30/2013

The test results in this report meet NELAP requirements for parameters for which accreditation is required or available. Any exceptions to the NELAP requirements are noted. Results pertain only to samples listed in this report. This report may not be reproduced, except in full, without the written approval of the laboratory. Questions should be directed to the person who signed this report.

Savannah Certifications and ID #: A2LA: 0399.01; AL: 41450; ARDEQ: 88-0692; ARDOH; AZ: AZ0741; CA: 03217CA; CO; CT: PH0161; DE; FL: E87052; GA: 803; Guam; HI; IL: 200022; IN: C-GA-02; IA: 353; KS: E-10322; KY EPPC: 90084; KY UST; LA DEQ: 30690; LA DHH: LA080008; ME: 2008022; MD: 250; MA: M-GA006; MI: 9925; MS; NFESC: 249; NV: GA00006; NJ: GA769; NM; NY: 10842; NC DWQ: 269; NC DHHS: 13701; PA: 68-00474; PR: GA00006; RI: LAO00244; SC: 98001001; TN: TN0296; TX: T104704185; USEPA: GA00006; VT: VT-87052; VA: 00302; WA; WV DEP: 094; WV DHHR: 9950 C; WI DNR: 999819810; WY/EPAR8: 8TMS-Q

TestAmerica Laboratories, Inc.

TestAmerica Savannah 5102 LaRoche Avenue, Savannah, GA 31404

Tel (912) 354-7858 Fax (912) 352-0165 www.testamericainc.com



Table of Contents

Cover Title Page	1
Data Summaries	4
Report Narrative	4
Sample Summary	5
Method Summary	6
Method / Analyst Summary	7
Data Qualifiers	8
QC Association Summary	9
Manual Integration Summary	11
Organic Sample Data	16
GC/MS Semi VOA	16
Method 8270C Low Level	16
Method 8270C Low Level QC Summary	17
Method 8270C Low Level Sample Data	35
Standards Data	148
Method 8270C Low Level ICAL Data	148
Method 8270C Low Level CCAL Data	175
Raw QC Data	189
Method 8270C Low Level Tune Data	189
Method 8270C Low Level Blank Data	204
Method 8270C Low Level LCS/LCSD Data	211
Method 8270C Low Level MS/MSD Data	221
Method 8270C Low Level Run Logs	241
Method 8270C Low Level Prep Data	244
Inorganic Sample Data	248
General Chemistry Data	248

Table of Contents

Gen Chem Cover Page	249
Gen Chem MDL	250
Gen Chem Analysis Run Log	252
Gen Chem Prep Data	253
Shipping and Receiving Documents	254
Client Chain of Custody	255
Sample Receipt Checklist	257

CASE NARRATIVE

Client: Oneida Total Integrated Enterprises LLC

Project: 35th Avenue Superfund Site

Report Number: 680-89513-2

With the exceptions noted as flags or footnotes, standard analytical protocols were followed in the analysis of the samples and no problems were encountered or anomalies observed. In addition all laboratory quality control samples were within established control limits, with any exceptions noted below. Each sample was analyzed to achieve the lowest possible reporting limit within the constraints of the method. In some cases, due to interference or analytes present at high concentrations, samples were diluted. For diluted samples, the reporting limits are adjusted relative to the dilution required.

Calculations are performed before rounding to avoid round-off errors in calculated results.

All holding times were met and proper preservation noted for the methods performed on these samples, unless otherwise detailed in the individual sections below.

RECEIPT

The samples were received on 04/19/2013; the samples arrived in good condition, properly preserved and on ice. The temperature of the coolers at receipt was 3.7 C.

SEMIVOLATILE ORGANIC COMPOUNDS BY GCMS - LOW LEVEL

Samples CV1197A-CS (680-89513-21), CV1197B-CS (680-89513-22), CV1321A-CS (680-89513-23), CV1321B-CS (680-89513-24) and CV1321B-CSD (680-89513-25) were analyzed for Semivolatile Organic Compounds by GCMS -Low Level in accordance with EPA SW-846 Method 8270C. The samples were prepared on 04/23/2013 and 04/24/2013 and analyzed on 04/24/2013 and 04/25/2013.

Samples CV1197A-CS (680-89513-21)[4X], CV1197B-CS (680-89513-22)[4X], CV1321A-CS (680-89513-23)[4X] and CV1321B-CSD (680-89513-25)[4X] required dilution prior to analysis. The reporting limits have been adjusted accordingly.

Benzo[a]pyrene, Chrysene, Phenanthrene and Pyrene recovered outside the recovery criteria for the MS of sample CV1321A-CS (680-89513-23) in batch 660-136899.

No other difficulties were encountered during the SVOAs analyses.

All other quality control parameters were within the acceptance limits.

SAMPLE SUMMARY

Client: Oneida Total Integrated Enterprises LLC

Job Number: 680-89513-2
Sdg Number: 68089513-2

Lab Sample ID	Client Sample ID	Client Matrix	Date/Time Sampled	Date/Time Received
680-89513-21	CV1197A-CS	Solid	04/18/2013 1420	04/19/2013 0850
680-89513-22	CV1197B-CS	Solid	04/18/2013 1430	04/19/2013 0850
680-89513-23	CV1321A-CS	Solid	04/18/2013 1220	04/19/2013 0850
680-89513-23MS	CV1321A-CS	Solid	04/18/2013 1220	04/19/2013 0850
680-89513-23MSD	CV1321A-CS	Solid	04/18/2013 1220	04/19/2013 0850
680-89513-24	CV1321B-CS	Solid	04/18/2013 1230	04/19/2013 0850
680-89513-25	CV1321B-CSD	Solid	04/18/2013 1230	04/19/2013 0850

METHOD SUMMARY

Client: Oneida Total Integrated Enterprises LLC

Job Number: 680-89513-2
Sdg Number: 68089513-2

Description	Lab Location	Method	Preparation Method
Matrix: Solid			
Semivolatile Organic Compounds by GCMS - Low Levels	TAL TAM	SW846 8270C LL	
Microwave Extraction	TAL TAM		SW846 3546
Percent Moisture	TAL TAM	EPA Moisture	

Lab References:

TAL TAM = TestAmerica Tampa

Method References:

EPA = US Environmental Protection Agency

SW846 = "Test Methods For Evaluating Solid Waste, Physical/Chemical Methods", Third Edition, November 1986 And Its Updates.

METHOD / ANALYST SUMMARY

Client: Oneida Total Integrated Enterprises LLC

Job Number: 680-89513-2

Sdg Number: 68089513-2

Method	Analyst	Analyst ID
SW846 8270C LL	Cantin, Stephen C	SCC
EPA Moisture	Galio, Andrew	AG

DATA REPORTING QUALIFIERS

Client: Oneida Total Integrated Enterprises LLC

Job Number: 680-89513-2

Sdg Number: 68089513-2

Lab Section	Qualifier	Description
GC/MS Semi VOA	U	Indicates the analyte was analyzed for but not detected.
	F	MS or MSD exceeds the control limits
	J	Result is less than the RL but greater than or equal to the MDL and the concentration is an approximate value.

Quality Control Results

Client: Oneida Total Integrated Enterprises LLC

Job Number: 680-89513-2

Sdg Number: 68089513-2

QC Association Summary

Lab Sample ID	Client Sample ID	Report Basis	Client Matrix	Method	Prep Batch
GC/MS Semi VOA					
Prep Batch: 660-136752					
LCS 660-136752/2-A	Lab Control Sample	T	Solid	3546	
MB 660-136752/1-A	Method Blank	T	Solid	3546	
680-89459-A-22-B MS	Matrix Spike	T	Solid	3546	
680-89459-A-22-C MSD	Matrix Spike Duplicate	T	Solid	3546	
680-89513-21	CV1197A-CS	T	Solid	3546	
680-89513-22	CV1197B-CS	T	Solid	3546	
680-89513-24	CV1321B-CS	T	Solid	3546	
680-89513-25	CV1321B-CSD	T	Solid	3546	
Prep Batch: 660-136774					
LCS 660-136774/2-A	Lab Control Sample	T	Solid	3546	
MB 660-136774/1-A	Method Blank	T	Solid	3546	
680-89513-23	CV1321A-CS	T	Solid	3546	
680-89513-23MS	Matrix Spike	T	Solid	3546	
680-89513-23MSD	Matrix Spike Duplicate	T	Solid	3546	
Analysis Batch:660-136826					
LCS 660-136752/2-A	Lab Control Sample	T	Solid	8270C LL	660-136752
MB 660-136752/1-A	Method Blank	T	Solid	8270C LL	660-136752
680-89459-A-22-B MS	Matrix Spike	T	Solid	8270C LL	660-136752
680-89459-A-22-C MSD	Matrix Spike Duplicate	T	Solid	8270C LL	660-136752
680-89513-21	CV1197A-CS	T	Solid	8270C LL	660-136752
680-89513-22	CV1197B-CS	T	Solid	8270C LL	660-136752
680-89513-24	CV1321B-CS	T	Solid	8270C LL	660-136752
680-89513-25	CV1321B-CSD	T	Solid	8270C LL	660-136752
Analysis Batch:660-136899					
LCS 660-136774/2-A	Lab Control Sample	T	Solid	8270C LL	660-136774
MB 660-136774/1-A	Method Blank	T	Solid	8270C LL	660-136774
680-89513-23	CV1321A-CS	T	Solid	8270C LL	660-136774
680-89513-23MS	Matrix Spike	T	Solid	8270C LL	660-136774
680-89513-23MSD	Matrix Spike Duplicate	T	Solid	8270C LL	660-136774

Report Basis

T = Total

Quality Control Results

Client: Oneida Total Integrated Enterprises LLC

Job Number: 680-89513-2

Sdg Number: 68089513-2

QC Association Summary

<u>Lab Sample ID</u>	<u>Client Sample ID</u>	<u>Report Basis</u>	<u>Client Matrix</u>	<u>Method</u>	<u>Prep Batch</u>
General Chemistry					
Analysis Batch:660-136656					
680-89513-21	CV1197A-CS	T	Solid	Moisture	
680-89513-22	CV1197B-CS	T	Solid	Moisture	
680-89513-23	CV1321A-CS	T	Solid	Moisture	
680-89513-23MS	Matrix Spike	T	Solid	Moisture	
680-89513-23MSD	Matrix Spike Duplicate	T	Solid	Moisture	
680-89513-24	CV1321B-CS	T	Solid	Moisture	
680-89513-25	CV1321B-CSD	T	Solid	Moisture	

Report Basis

T = Total

GC/MS SEMI VOA MANUAL INTEGRATION SUMMARY

Lab Name: TestAmerica Tampa Job No.: 680-89513-2SDG No.: 68089513-2Instrument ID: BSMD5973 Analysis Batch Number: 136164Lab Sample ID: IC 660-136164/15 Client Sample ID: _____Date Analyzed: 04/04/13 13:49 Lab File ID: 1DD04007.D GC Column: DB-5MS ID: 250 (um)

COMPOUND NAME	RETENTION TIME	MANUAL INTEGRATION		
		REASON	ANALYST	DATE
Indeno[1,2,3-cd]pyrene	14.73	Split Peak	cantins	04/05/13 12:28
Dibenz(a,h)anthracene	14.76	Baseline Event	cantins	04/05/13 12:28

Lab Sample ID: IC 660-136164/16 Client Sample ID: _____Date Analyzed: 04/04/13 14:11 Lab File ID: 1DD04008.D GC Column: DB-5MS ID: 250 (um)

COMPOUND NAME	RETENTION TIME	MANUAL INTEGRATION		
		REASON	ANALYST	DATE
Indeno[1,2,3-cd]pyrene	14.73	Split Peak	cantins	04/05/13 12:29
Dibenz(a,h)anthracene	14.76	Baseline Event	cantins	04/05/13 12:28

Lab Sample ID: IC 660-136164/17 Client Sample ID: _____Date Analyzed: 04/04/13 14:34 Lab File ID: 1DD04009.D GC Column: DB-5MS ID: 250 (um)

COMPOUND NAME	RETENTION TIME	MANUAL INTEGRATION		
		REASON	ANALYST	DATE
Indeno[1,2,3-cd]pyrene	14.74	Split Peak	cantins	04/05/13 12:29

Lab Sample ID: IC 660-136164/18 Client Sample ID: _____Date Analyzed: 04/04/13 14:57 Lab File ID: 1DD04010.D GC Column: DB-5MS ID: 250 (um)

COMPOUND NAME	RETENTION TIME	MANUAL INTEGRATION		
		REASON	ANALYST	DATE
Indeno[1,2,3-cd]pyrene	14.75	Split Peak	cantins	04/05/13 12:30

Lab Sample ID: ICIS 660-136164/19 Client Sample ID: _____Date Analyzed: 04/04/13 15:19 Lab File ID: 1DD04011.D GC Column: DB-5MS ID: 250 (um)

COMPOUND NAME	RETENTION TIME	MANUAL INTEGRATION		
		REASON	ANALYST	DATE
Indeno[1,2,3-cd]pyrene	14.76	Split Peak	cantins	04/05/13 12:26

GC/MS SEMI VOA MANUAL INTEGRATION SUMMARY

Lab Name: TestAmerica Tampa Job No.: 680-89513-2

SDG No.: 68089513-2

Instrument ID: BSMD5973 Analysis Batch Number: 136164

Lab Sample ID: IC 660-136164/20 Client Sample ID: _____

Date Analyzed: 04/04/13 15:42 Lab File ID: 1DD04012.D GC Column: DB-5MS ID: 250 (um)

COMPOUND NAME	RETENTION TIME	MANUAL INTEGRATION		
		REASON	ANALYST	DATE
Indeno[1,2,3-cd]pyrene	14.77	Split Peak	cantins	04/05/13 12:30

Lab Sample ID: IC 660-136164/21 Client Sample ID: _____

Date Analyzed: 04/04/13 16:04 Lab File ID: 1DD04013.D GC Column: DB-5MS ID: 250 (um)

COMPOUND NAME	RETENTION TIME	MANUAL INTEGRATION		
		REASON	ANALYST	DATE
Indeno[1,2,3-cd]pyrene	14.79	Split Peak	cantins	04/05/13 12:30

Lab Sample ID: ICV 660-136164/22 Client Sample ID: _____

Date Analyzed: 04/04/13 16:27 Lab File ID: 1DD04014.D GC Column: DB-5MS ID: 250 (um)

COMPOUND NAME	RETENTION TIME	MANUAL INTEGRATION		
		REASON	ANALYST	DATE
Carbazole	9.23	Baseline Event	cantins	04/05/13 13:08
Indeno[1,2,3-cd]pyrene	14.76	Split Peak	cantins	04/05/13 13:09

GC/MS SEMI VOA MANUAL INTEGRATION SUMMARY

Lab Name: TestAmerica Tampa Job No.: 680-89513-2SDG No.: 68089513-2Instrument ID: BSMD5973 Analysis Batch Number: 136826Lab Sample ID: CCVIS 660-136826/3 Client Sample ID: _____Date Analyzed: 04/24/13 12:46 Lab File ID: 1DD24003.D GC Column: DB-5MS ID: 250 (um)

COMPOUND NAME	RETENTION TIME	MANUAL INTEGRATION		
		REASON	ANALYST	DATE
Indeno[1,2,3-cd]pyrene	14.71	Split Peak	cantins	04/24/13 13:06

Lab Sample ID: MB 660-136752/1-A Client Sample ID: _____Date Analyzed: 04/24/13 16:55 Lab File ID: 1DD24014.D GC Column: DB-5MS ID: 250 (um)

COMPOUND NAME	RETENTION TIME	MANUAL INTEGRATION		
		REASON	ANALYST	DATE
Phenanthrene	9.01	Baseline Event	cantins	04/25/13 13:09

Lab Sample ID: LCS 660-136752/2-A Client Sample ID: _____Date Analyzed: 04/24/13 17:18 Lab File ID: 1DD24015.D GC Column: DB-5MS ID: 250 (um)

COMPOUND NAME	RETENTION TIME	MANUAL INTEGRATION		
		REASON	ANALYST	DATE
Indeno[1,2,3-cd]pyrene	14.69	Split Peak	cantins	04/25/13 13:10

Lab Sample ID: 680-89459-A-22-B MS Client Sample ID: _____Date Analyzed: 04/24/13 19:10 Lab File ID: 1DD24020.D GC Column: DB-5MS ID: 250 (um)

COMPOUND NAME	RETENTION TIME	MANUAL INTEGRATION		
		REASON	ANALYST	DATE
Indeno[1,2,3-cd]pyrene	14.71	Split Peak	cantins	04/25/13 13:14

Lab Sample ID: 680-89459-A-22-C MSD Client Sample ID: _____Date Analyzed: 04/24/13 19:33 Lab File ID: 1DD24021.D GC Column: DB-5MS ID: 250 (um)

COMPOUND NAME	RETENTION TIME	MANUAL INTEGRATION		
		REASON	ANALYST	DATE
Indeno[1,2,3-cd]pyrene	14.72	Split Peak	cantins	04/25/13 13:14

GC/MS SEMI VOA MANUAL INTEGRATION SUMMARY

Lab Name: TestAmerica Tampa Job No.: 680-89513-2SDG No.: 68089513-2Instrument ID: BSMD5973 Analysis Batch Number: 136826Lab Sample ID: 680-89513-21 Client Sample ID: CV1197A-CSDate Analyzed: 04/24/13 20:40 Lab File ID: 1DD24024.D GC Column: DB-5MS ID: 250 (um)

COMPOUND NAME	RETENTION TIME	MANUAL INTEGRATION		
		REASON	ANALYST	DATE
Indeno[1,2,3-cd]pyrene	14.70	Split Peak	cantins	04/25/13 13:17
Benzo[g,h,i]perylene	15.14	Baseline Event	cantins	04/25/13 13:16

Lab Sample ID: 680-89513-22 Client Sample ID: CV1197B-CSDate Analyzed: 04/24/13 21:03 Lab File ID: 1DD24025.D GC Column: DB-5MS ID: 250 (um)

COMPOUND NAME	RETENTION TIME	MANUAL INTEGRATION		
		REASON	ANALYST	DATE
Chrysene	11.32	Baseline Event	cantins	04/25/13 13:17
Indeno[1,2,3-cd]pyrene	14.71	Split Peak	cantins	04/25/13 13:18

Lab Sample ID: 680-89513-24 Client Sample ID: CV1321B-CSDate Analyzed: 04/24/13 21:26 Lab File ID: 1DD24026.D GC Column: DB-5MS ID: 250 (um)

COMPOUND NAME	RETENTION TIME	MANUAL INTEGRATION		
		REASON	ANALYST	DATE
Indeno[1,2,3-cd]pyrene	14.72	Split Peak	cantins	04/25/13 13:19

Lab Sample ID: 680-89513-25 Client Sample ID: CV1321B-CSDDate Analyzed: 04/24/13 21:48 Lab File ID: 1DD24027.D GC Column: DB-5MS ID: 250 (um)

COMPOUND NAME	RETENTION TIME	MANUAL INTEGRATION		
		REASON	ANALYST	DATE
Indeno[1,2,3-cd]pyrene	14.70	Split Peak	cantins	04/25/13 13:19

GC/MS SEMI VOA MANUAL INTEGRATION SUMMARY

Lab Name: TestAmerica Tampa Job No.: 680-89513-2SDG No.: 68089513-2Instrument ID: BSMD5973 Analysis Batch Number: 136899Lab Sample ID: CCVIS 660-136899/3 Client Sample ID: _____Date Analyzed: 04/25/13 12:21 Lab File ID: 1DD25003.D GC Column: DB-5MS ID: 250 (um)

COMPOUND NAME	RETENTION TIME	MANUAL INTEGRATION		
		REASON	ANALYST	DATE
Indeno[1,2,3-cd]pyrene	14.72	Split Peak	cantins	04/25/13 12:44

Lab Sample ID: LCS 660-136774/2-A Client Sample ID: _____Date Analyzed: 04/25/13 15:26 Lab File ID: 1DD25006.D GC Column: DB-5MS ID: 250 (um)

COMPOUND NAME	RETENTION TIME	MANUAL INTEGRATION		
		REASON	ANALYST	DATE
Indeno[1,2,3-cd]pyrene	14.69	Split Peak	cantins	04/26/13 15:47

Lab Sample ID: 680-89513-23 Client Sample ID: CV1321A-CSDate Analyzed: 04/25/13 16:56 Lab File ID: 1DD25010.D GC Column: DB-5MS ID: 250 (um)

COMPOUND NAME	RETENTION TIME	MANUAL INTEGRATION		
		REASON	ANALYST	DATE
Indeno[1,2,3-cd]pyrene	14.70	Split Peak	cantins	04/26/13 15:52
Benzo[g,h,i]perylene	15.14	Baseline Event	cantins	04/26/13 15:52

Lab Sample ID: 680-89513-23 MS Client Sample ID: CV1321A-CS MSDate Analyzed: 04/25/13 17:18 Lab File ID: 1DD25011.D GC Column: DB-5MS ID: 250 (um)

COMPOUND NAME	RETENTION TIME	MANUAL INTEGRATION		
		REASON	ANALYST	DATE
Indeno[1,2,3-cd]pyrene	14.69	Split Peak	cantins	04/26/13 15:52

Lab Sample ID: 680-89513-23 MSD Client Sample ID: CV1321A-CS MSDDate Analyzed: 04/25/13 17:41 Lab File ID: 1DD25012.D GC Column: DB-5MS ID: 250 (um)

COMPOUND NAME	RETENTION TIME	MANUAL INTEGRATION		
		REASON	ANALYST	DATE
Indeno[1,2,3-cd]pyrene	14.70	Split Peak	cantins	04/26/13 15:53

Method 8270C Low Level

Semivolatile Organic Compounds
(GC/MS) Low Level by Method 8270C

FORM II
GC/MS SEMI VOA SURROGATE RECOVERY

Lab Name: TestAmerica Tampa

Job No.: 680-89513-2

SDG No.: 68089513-2

Matrix: Solid

Level: Low

GC Column (1): DB-5MS ID: 250 (um)

Client Sample ID	Lab Sample ID	OTPH #
CV1197A-CS	680-89513-21	66
CV1197B-CS	680-89513-22	62
CV1321A-CS	680-89513-23	48
CV1321B-CS	680-89513-24	63
CV1321B-CSD	680-89513-25	74
	MB 660-136752/1-A	62
	MB 660-136774/1-A	73
	LCS 660-136752/2-A	75
	LCS 660-136774/2-A	54
	680-89459-A-22-B MS	64
CV1321A-CS MS	680-89513-23 MS	46
	680-89459-A-22-C MSD	76
CV1321A-CS MSD	680-89513-23 MSD	62

OTPH = o-Terphenyl

QC LIMITS
30-130

Column to be used to flag recovery values

FORM II 8270C LL

FORM III
GC/MS SEMI VOA LAB CONTROL SAMPLE RECOVERY

Lab Name: TestAmerica Tampa Job No.: 680-89513-2
 SDG No.: 68089513-2
 Matrix: Solid Level: Low Lab File ID: 1DD24015.D
 Lab ID: LCS 660-136752/2-A Client ID: _____

COMPOUND	SPIKE ADDED (ug/Kg)	LCS CONCENTRATION (ug/Kg)	LCS % REC	QC LIMITS REC	#
Acenaphthene	657	486	74	39-130	
Acenaphthylene	657	507	77	38-130	
Anthracene	657	496	75	37-130	
Benzo[a]anthracene	657	547	83	40-130	
Benzo[a]pyrene	657	494	75	49-130	
Benzo[b]fluoranthene	657	577	88	37-130	
Benzo[g,h,i]perylene	657	548	83	32-130	
Benzo[k]fluoranthene	657	542	83	32-130	
Chrysene	657	513	78	41-130	
Dibenz(a,h)anthracene	657	574	87	27-130	
Fluoranthene	657	534	81	40-130	
Fluorene	657	528	80	40-130	
Indeno[1,2,3-cd]pyrene	657	535	81	30-130	
1-Methylnaphthalene	657	503	77	31-130	
2-Methylnaphthalene	657	498	76	33-130	
Naphthalene	657	478	73	36-130	
Phenanthrene	657	485	74	42-130	
Pyrene	657	518	79	44-130	

Column to be used to flag recovery and RPD values

FORM III
GC/MS SEMI VOA LAB CONTROL SAMPLE RECOVERY

Lab Name: TestAmerica Tampa Job No.: 680-89513-2
 SDG No.: 68089513-2
 Matrix: Solid Level: Low Lab File ID: 1DD25006.D
 Lab ID: LCS 660-136774/2-A Client ID: _____

COMPOUND	SPIKE ADDED (ug/Kg)	LCS CONCENTRATION (ug/Kg)	LCS % REC	QC LIMITS REC	#
Acenaphthene	664	338	51	39-130	
Acenaphthylene	664	354	53	38-130	
Anthracene	664	347	52	37-130	
Benzo[a]anthracene	664	371	56	40-130	
Benzo[a]pyrene	664	335	50	49-130	
Benzo[b]fluoranthene	664	389	59	37-130	
Benzo[g,h,i]perylene	664	374	56	32-130	
Benzo[k]fluoranthene	664	369	56	32-130	
Chrysene	664	343	52	41-130	
Dibenz(a,h)anthracene	664	390	59	27-130	
Fluoranthene	664	384	58	40-130	
Fluorene	664	377	57	40-130	
Indeno[1,2,3-cd]pyrene	664	376	57	30-130	
1-Methylnaphthalene	664	371	56	31-130	
2-Methylnaphthalene	664	363	55	33-130	
Naphthalene	664	343	52	36-130	
Phenanthrene	664	350	53	42-130	
Pyrene	664	329	50	44-130	

Column to be used to flag recovery and RPD values

FORM III
GC/MS SEMI VOA MATRIX SPIKE RECOVERY

Lab Name: TestAmerica Tampa Job No.: 680-89513-2
 SDG No.: 68089513-2
 Matrix: Solid Level: Low Lab File ID: 1DD24020.D
 Lab ID: 680-89459-A-22-B MS Client ID: _____

COMPOUND	SPIKE ADDED (ug/Kg)	SAMPLE CONCENTRATION (ug/Kg)	MS CONCENTRATION (ug/Kg)	MS % REC	QC LIMITS REC	#
Acenaphthene	852	130 U	531	62	39-130	
Acenaphthylene	852	9.5 J	558	64	38-130	
Anthracene	852	27	578	65	37-130	
Benzo[a]anthracene	852	140	706	67	40-130	
Benzo[a]pyrene	852	200	697	58	49-130	
Benzo[b]fluoranthene	852	350	906	65	37-130	
Benzo[g,h,i]perylene	852	150	530	45	32-130	
Benzo[k]fluoranthene	852	110	721	71	32-130	
Chrysene	852	210	733	61	41-130	
Dibenz(a,h)anthracene	852	49	551	59	27-130	
Fluoranthene	852	170	751	69	40-130	
Fluorene	852	6.2 J	584	68	40-130	
Indeno[1,2,3-cd]pyrene	852	130	561	50	30-130	
1-Methylnaphthalene	852	52	605	65	31-130	
2-Methylnaphthalene	852	70	618	64	33-130	
Naphthalene	852	73	589	60	36-130	
Phenanthrene	852	100	650	64	42-130	
Pyrene	852	130	637	59	44-130	

Column to be used to flag recovery and RPD values

FORM III
GC/MS SEMI VOA MATRIX SPIKE RECOVERY

Lab Name: TestAmerica Tampa Job No.: 680-89513-2
 SDG No.: 68089513-2
 Matrix: Solid Level: Low Lab File ID: 1DD25011.D
 Lab ID: 680-89513-23 MS Client ID: CV1321A-CS MS

COMPOUND	SPIKE ADDED (ug/Kg)	SAMPLE CONCENTRATION (ug/Kg)	MS CONCENTRATION (ug/Kg)	MS % REC	QC LIMITS REC	#
Acenaphthene	865	520 U	402 J	47	39-130	
Acenaphthylene	865	38 J	425	45	38-130	
Anthracene	865	70	453	44	37-130	
Benzo[a]anthracene	865	310	738	50	40-130	
Benzo[a]pyrene	865	240	579	39	49-130	F
Benzo[b]fluoranthene	865	450	779	38	37-130	
Benzo[g,h,i]perylene	865	220	498	33	32-130	
Benzo[k]fluoranthene	865	130	554	50	32-130	
Chrysene	865	400	675	32	41-130	F
Dibenz(a,h)anthracene	865	64 J	452	45	27-130	
Fluoranthene	865	420	797	43	40-130	
Fluorene	865	21 J	411	45	40-130	
Indeno[1,2,3-cd]pyrene	865	150	498	41	30-130	
1-Methylnaphthalene	865	500	968	54	31-130	
2-Methylnaphthalene	865	470	927	53	33-130	
Naphthalene	865	270	718	52	36-130	
Phenanthrene	865	490	844	41	42-130	F
Pyrene	865	360	717	41	44-130	F

Column to be used to flag recovery and RPD values

FORM III
GC/MS SEMI VOA MATRIX SPIKE DUPLICATE RECOVERY

Lab Name: TestAmerica Tampa Job No.: 680-89513-2
 SDG No.: 68089513-2
 Matrix: Solid Level: Low Lab File ID: 1DD24021.D
 Lab ID: 680-89459-A-22-C MSD Client ID: _____

COMPOUND	SPIKE ADDED (ug/Kg)	MSD CONCENTRATION (ug/Kg)	MSD % REC	% RPD	QC LIMITS		#
					RPD	REC	
Acenaphthene	852	624	73	16	40	39-130	
Acenaphthylene	852	666	77	18	40	38-130	
Anthracene	852	691	78	18	40	37-130	
Benzo[a]anthracene	852	855	84	19	40	40-130	
Benzo[a]pyrene	852	827	74	17	40	49-130	
Benzo[b]fluoranthene	852	1150	94	24	40	37-130	
Benzo[g,h,i]perylene	852	619	55	16	40	32-130	
Benzo[k]fluoranthene	852	835	85	15	40	32-130	
Chrysene	852	833	73	13	40	41-130	
Dibenz(a,h)anthracene	852	638	69	15	40	27-130	
Fluoranthene	852	883	84	16	40	40-130	
Fluorene	852	682	79	15	40	40-130	
Indeno[1,2,3-cd]pyrene	852	647	60	14	40	30-130	
1-Methylnaphthalene	852	708	77	16	40	31-130	
2-Methylnaphthalene	852	705	75	13	40	33-130	
Naphthalene	852	690	72	16	40	36-130	
Phenanthrene	852	759	77	15	40	42-130	
Pyrene	852	734	70	14	40	44-130	

Column to be used to flag recovery and RPD values

FORM III
GC/MS SEMI VOA MATRIX SPIKE DUPLICATE RECOVERY

Lab Name: TestAmerica Tampa Job No.: 680-89513-2
 SDG No.: 68089513-2
 Matrix: Solid Level: Low Lab File ID: 1DD25012.D
 Lab ID: 680-89513-23 MSD Client ID: CV1321A-CS MSD

COMPOUND	SPIKE ADDED (ug/Kg)	MSD CONCENTRATION (ug/Kg)	MSD % REC	% RPD	QC LIMITS		#
					RPD	REC	
Acenaphthene	865	514 J	59	24	40	39-130	
Acenaphthylene	865	567	61	29	40	38-130	
Anthracene	865	607	62	29	40	37-130	
Benzo[a]anthracene	865	945	74	25	40	40-130	
Benzo[a]pyrene	865	764	61	28	40	49-130	
Benzo[b]fluoranthene	865	1090	74	33	40	37-130	
Benzo[g,h,i]perylene	865	662	52	28	40	32-130	
Benzo[k]fluoranthene	865	741	71	29	40	32-130	
Chrysene	865	954	64	34	40	41-130	
Dibenz(a,h)anthracene	865	596	61	27	40	27-130	
Fluoranthene	865	1070	75	29	40	40-130	
Fluorene	865	585	65	35	40	40-130	
Indeno[1,2,3-cd]pyrene	865	617	54	21	40	30-130	
1-Methylnaphthalene	865	1140	74	16	40	31-130	
2-Methylnaphthalene	865	1170	81	23	40	33-130	
Naphthalene	865	858	68	18	40	36-130	
Phenanthrene	865	1060	65	22	40	42-130	
Pyrene	865	941	67	27	40	44-130	

Column to be used to flag recovery and RPD values

FORM IV
GC/MS SEMI VOA METHOD BLANK SUMMARY

Lab Name: TestAmerica Tampa Job No.: 680-89513-2
 SDG No.: 68089513-2
 Lab File ID: 1DD24014.D Lab Sample ID: MB 660-136752/1-A
 Matrix: Solid Date Extracted: 04/23/2013 14:49
 Instrument ID: BSMD5973 Date Analyzed: 04/24/2013 16:55
 Level: (Low/Med) Low

THIS METHOD BLANK APPLIES TO THE FOLLOWING SAMPLES:

CLIENT SAMPLE ID	LAB SAMPLE ID	LAB FILE ID	DATE ANALYZED
	LCS 660-136752/2-A	1DD24015.D	04/24/2013 17:18
	680-89459-A-22-B MS	1DD24020.D	04/24/2013 19:10
	680-89459-A-22-C MSD	1DD24021.D	04/24/2013 19:33
CV1197A-CS	680-89513-21	1DD24024.D	04/24/2013 20:40
CV1197B-CS	680-89513-22	1DD24025.D	04/24/2013 21:03
CV1321B-CS	680-89513-24	1DD24026.D	04/24/2013 21:26
CV1321B-CSD	680-89513-25	1DD24027.D	04/24/2013 21:48

FORM IV
GC/MS SEMI VOA METHOD BLANK SUMMARY

Lab Name: TestAmerica Tampa Job No.: 680-89513-2
 SDG No.: 68089513-2
 Lab File ID: 1DD25005.D Lab Sample ID: MB 660-136774/1-A
 Matrix: Solid Date Extracted: 04/24/2013 09:50
 Instrument ID: BSMD5973 Date Analyzed: 04/25/2013 15:03
 Level: (Low/Med) Low

THIS METHOD BLANK APPLIES TO THE FOLLOWING SAMPLES:

CLIENT SAMPLE ID	LAB SAMPLE ID	LAB FILE ID	DATE ANALYZED
	LCS 660-136774/2-A	1DD25006.D	04/25/2013 15:26
CV1321A-CS	680-89513-23	1DD25010.D	04/25/2013 16:56
CV1321A-CS MS	680-89513-23 MS	1DD25011.D	04/25/2013 17:18
CV1321A-CS MSD	680-89513-23 MSD	1DD25012.D	04/25/2013 17:41

FORM V
GC/MS SEMI VOA INSTRUMENT PERFORMANCE CHECK
DECAFLUOROTRIPHENYLPHOSPHINE (DFTPP)

Lab Name: TestAmerica Tampa Job No.: 680-89513-2
 SDG No.: 68089513-2
 Lab File ID: 1DD04003.D DFTPP Injection Date: 04/04/2013
 Instrument ID: BSMD5973 DFTPP Injection Time: 12:15
 Analysis Batch No.: 136164

M/E	ION ABUNDANCE CRITERIA	% RELATIVE ABUNDANCE
51	10.0 - 80.0 % of mass 198	44.9
68	Less than 2.0 % of mass 69	0.0 (0.0) 1
69	Mass 69 relative abundance	45.4
70	Less than 2.0 % of mass 69	0.2 (0.3) 1
127	10.0 - 80.0 % of mass 198	50.5
197	Less than 2.0 % of mass 198	0.0
198	Base Peak, 100% relative abundance	100.0
199	5.0 - 9.0 % of mass 198	6.9
275	10.0 - 60.0 % of mass 198	26.7
365	Greater than 1.0 % of mass 198	3.1
441	Present but less than mass 443	3.3
442	Greater than 50.0 % of mass 198	67.1
443	15.0 - 24.0 % of mass 442	13.9 (20.6) 2

1-Value is % mass 69

2-Value is % mass 442

THIS CHECK APPLIES TO THE FOLLOWING SAMPLES, MS, MSD, BLANKS AND STANDARDS:

CLIENT SAMPLE ID	LAB SAMPLE ID	LAB FILE ID	DATE ANALYZED	TIME ANALYZED
	IC 660-136164/15	1DD04007.D	04/04/2013	13:49
	IC 660-136164/16	1DD04008.D	04/04/2013	14:11
	IC 660-136164/17	1DD04009.D	04/04/2013	14:34
	IC 660-136164/18	1DD04010.D	04/04/2013	14:57
	ICIS 660-136164/19	1DD04011.D	04/04/2013	15:19
	IC 660-136164/20	1DD04012.D	04/04/2013	15:42
	IC 660-136164/21	1DD04013.D	04/04/2013	16:04
	ICV 660-136164/22	1DD04014.D	04/04/2013	16:27

FORM V
GC/MS SEMI VOA INSTRUMENT PERFORMANCE CHECK
DECAFLUOROTRIPHENYLPHOSPHINE (DFTPP)

Lab Name: TestAmerica Tampa Job No.: 680-89513-2
 SDG No.: 68089513-2
 Lab File ID: 1DD24002.D DFTPP Injection Date: 04/24/2013
 Instrument ID: BSMD5973 DFTPP Injection Time: 12:30
 Analysis Batch No.: 136826

M/E	ION ABUNDANCE CRITERIA	% RELATIVE ABUNDANCE
51	10.0 - 80.0 % of mass 198	39.0
68	Less than 2.0 % of mass 69	0.0 (0.0)1
69	Mass 69 relative abundance	38.5
70	Less than 2.0 % of mass 69	0.0 (0.0)1
127	10.0 - 80.0 % of mass 198	46.6
197	Less than 2.0 % of mass 198	0.0
198	Base Peak, 100% relative abundance	100.0
199	5.0 - 9.0 % of mass 198	7.1
275	10.0 - 60.0 % of mass 198	31.3
365	Greater than 1.0 % of mass 198	3.8
441	Present but less than mass 443	14.0
442	Greater than 50.0 % of mass 198	90.4
443	15.0 - 24.0 % of mass 442	19.2 (21.2)2

1-Value is % mass 69

2-Value is % mass 442

THIS CHECK APPLIES TO THE FOLLOWING SAMPLES, MS, MSD, BLANKS AND STANDARDS:

CLIENT SAMPLE ID	LAB SAMPLE ID	LAB FILE ID	DATE ANALYZED	TIME ANALYZED
	CCVIS 660-136826/3	1DD24003.D	04/24/2013	12:46
	MB 660-136752/1-A	1DD24014.D	04/24/2013	16:55
	LCS 660-136752/2-A	1DD24015.D	04/24/2013	17:18
	680-89459-A-22-B MS	1DD24020.D	04/24/2013	19:10
	680-89459-A-22-C MSD	1DD24021.D	04/24/2013	19:33
CV1197A-CS	680-89513-21	1DD24024.D	04/24/2013	20:40
CV1197B-CS	680-89513-22	1DD24025.D	04/24/2013	21:03
CV1321B-CS	680-89513-24	1DD24026.D	04/24/2013	21:26
CV1321B-CSD	680-89513-25	1DD24027.D	04/24/2013	21:48

FORM V
GC/MS SEMI VOA INSTRUMENT PERFORMANCE CHECK
DECAFLUOROTRIPHENYLPHOSPHINE (DFTPP)

Lab Name: TestAmerica Tampa Job No.: 680-89513-2
 SDG No.: 68089513-2
 Lab File ID: 1DD25002.D DFTPP Injection Date: 04/25/2013
 Instrument ID: BSMD5973 DFTPP Injection Time: 12:00
 Analysis Batch No.: 136899

M/E	ION ABUNDANCE CRITERIA	% RELATIVE ABUNDANCE
51	10.0 - 80.0 % of mass 198	47.6
68	Less than 2.0 % of mass 69	0.0 (0.0)1
69	Mass 69 relative abundance	47.5
70	Less than 2.0 % of mass 69	0.6 (1.2)1
127	10.0 - 80.0 % of mass 198	52.3
197	Less than 2.0 % of mass 198	0.0
198	Base Peak, 100% relative abundance	100.0
199	5.0 - 9.0 % of mass 198	7.7
275	10.0 - 60.0 % of mass 198	30.3
365	Greater than 1.0 % of mass 198	4.1
441	Present but less than mass 443	12.6
442	Greater than 50.0 % of mass 198	77.0
443	15.0 - 24.0 % of mass 442	14.6 (18.9)2

1-Value is % mass 69

2-Value is % mass 442

THIS CHECK APPLIES TO THE FOLLOWING SAMPLES, MS, MSD, BLANKS AND STANDARDS:

CLIENT SAMPLE ID	LAB SAMPLE ID	LAB FILE ID	DATE ANALYZED	TIME ANALYZED
	CCVIS 660-136899/3	1DD25003.D	04/25/2013	12:21
	MB 660-136774/1-A	1DD25005.D	04/25/2013	15:03
	LCS 660-136774/2-A	1DD25006.D	04/25/2013	15:26
CV1321A-CS	680-89513-23	1DD25010.D	04/25/2013	16:56
CV1321A-CS MS	680-89513-23 MS	1DD25011.D	04/25/2013	17:18
CV1321A-CS MSD	680-89513-23 MSD	1DD25012.D	04/25/2013	17:41

FORM VIII
GC/MS SEMI VOA INTERNAL STANDARD AREA AND RETENTION TIME SUMMARY

Lab Name: TestAmerica Tampa Job No.: 680-89513-2
 SDG No.: 68089513-2
 Sample No.: ICIS 660-136164/19 Date Analyzed: 04/04/2013 15:19
 Instrument ID: BSMD5973 GC Column: DB-5MS ID: 250 (um)
 Lab File ID (Standard): 1DD04011.D Heated Purge: (Y/N) N
 Calibration ID: 2874

	NPT		ANT		PHN		
	AREA #	RT #	AREA #	RT #	AREA #	RT #	
INITIAL CALIBRATION MID-POINT	2475113	6.09	1466924	7.77	2428512	9.03	
UPPER LIMIT	4950226	6.59	2933848	8.27	4857024	9.53	
LOWER LIMIT	1237557	5.59	733462	7.27	1214256	8.53	
LAB SAMPLE ID	CLIENT SAMPLE ID						
ICV 660-136164/22		3619899	6.10	2333423	7.77	3845474	9.03

NPT = Naphthalene-d8
 ANT = Acenaphthene-d10
 PHN = Phenanthrene-d10

Area Limit = 50%-200% of internal standard area
 RT Limit = ± 0.5 minutes of internal standard RT

Column used to flag values outside QC limits

FORM VIII
GC/MS SEMI VOA INTERNAL STANDARD AREA AND RETENTION TIME SUMMARY

Lab Name: TestAmerica Tampa Job No.: 680-89513-2
 SDG No.: 68089513-2
 Sample No.: ICIS 660-136164/19 Date Analyzed: 04/04/2013 15:19
 Instrument ID: BSMD5973 GC Column: DB-5MS ID: 250 (um)
 Lab File ID (Standard): 1DD04011.D Heated Purge: (Y/N) N
 Calibration ID: 2874

	CRY		PRY		AREA #	RT #
	AREA #	RT #	AREA #	RT #		
INITIAL CALIBRATION MID-POINT	2464730	11.34	2515643	13.17		
UPPER LIMIT	4929460	11.84	5031286	13.67		
LOWER LIMIT	1232365	10.84	1257822	12.67		
LAB SAMPLE ID	CLIENT SAMPLE ID					
ICV 660-136164/22	3963674	11.35	3958481	13.18		

CRY = Chrysene-d12
 PRY = Perylene-d12

Area Limit = 50%-200% of internal standard area
 RT Limit = ± 0.5 minutes of internal standard RT

Column used to flag values outside QC limits

FORM VIII
GC/MS SEMI VOA INTERNAL STANDARD AREA AND RETENTION TIME SUMMARY

Lab Name: TestAmerica Tampa Job No.: 680-89513-2
 SDG No.: 68089513-2
 Sample No.: CCVIS 660-136826/3 Date Analyzed: 04/24/2013 12:46
 Instrument ID: BSMD5973 GC Column: DB-5MS ID: 250 (um)
 Lab File ID (Standard): 1DD24003.D Heated Purge: (Y/N) N
 Calibration ID: 2874

	NPT		ANT		PHN		
	AREA #	RT #	AREA #	RT #	AREA #	RT #	
12/24 HOUR STD	2248073	6.05	1360336	7.73	2236773	8.99	
UPPER LIMIT	4496146	6.55	2720672	8.23	4473546	9.49	
LOWER LIMIT	1124037	5.55	680168	7.23	1118387	8.49	
LAB SAMPLE ID	CLIENT SAMPLE ID						
MB 660-136752/1-A		2776941	6.05	1716814	7.73	2751589	8.99
LCS 660-136752/2-A		2121388	6.05	1279631	7.73	2148959	8.99
680-89459-A-22-B MS		2047873	6.05	1241886	7.73	2023214	8.99
680-89459-A-22-C MSD		2013105	6.05	1218867	7.73	1994412	8.99
680-89513-21	CV1197A-CS	2094647	6.05	1270156	7.73	2122563	9.00
680-89513-22	CV1197B-CS	2097412	6.05	1280173	7.73	2119468	8.99
680-89513-24	CV1321B-CS	2043025	6.06	1233132	7.74	2018633	9.00
680-89513-25	CV1321B-CSD	2044059	6.05	1257654	7.73	2053499	9.00

NPT = Naphthalene-d8
 ANT = Acenaphthene-d10
 PHN = Phenanthrene-d10

Area Limit = 50%-200% of internal standard area
 RT Limit = ± 0.5 minutes of internal standard RT

Column used to flag values outside QC limits

FORM VIII
GC/MS SEMI VOA INTERNAL STANDARD AREA AND RETENTION TIME SUMMARY

Lab Name: TestAmerica Tampa Job No.: 680-89513-2
 SDG No.: 68089513-2
 Sample No.: CCVIS 660-136826/3 Date Analyzed: 04/24/2013 12:46
 Instrument ID: BSMD5973 GC Column: DB-5MS ID: 250 (um)
 Lab File ID (Standard): 1DD24003.D Heated Purge: (Y/N) N
 Calibration ID: 2874

	CRY		PRY		AREA #	RT #
	AREA #	RT #	AREA #	RT #		
12/24 HOUR STD	2287204	11.30	2285243	13.12		
UPPER LIMIT	4574408	11.80	4570486	13.62		
LOWER LIMIT	1143602	10.80	1142622	12.62		
LAB SAMPLE ID	CLIENT SAMPLE ID					
MB 660-136752/1-A		2681161	11.30	2646796	13.12	
LCS 660-136752/2-A		2097144	11.30	2063943	13.11	
680-89459-A-22-B MS		2174744	11.30	2244148	13.13	
680-89459-A-22-C MSD		2213259	11.31	2227627	13.14	
680-89513-21	CV1197A-CS	2302356	11.30	2107458	13.13	
680-89513-22	CV1197B-CS	2311232	11.31	2064053	13.13	
680-89513-24	CV1321B-CS	2301578	11.31	1936543	13.13	
680-89513-25	CV1321B-CSD	2308434	11.31	1977861	13.13	

CRY = Chrysene-d12
 PRY = Perylene-d12

Area Limit = 50%-200% of internal standard area
 RT Limit = ± 0.5 minutes of internal standard RT

Column used to flag values outside QC limits

FORM VIII
GC/MS SEMI VOA INTERNAL STANDARD AREA AND RETENTION TIME SUMMARY

Lab Name: TestAmerica Tampa Job No.: 680-89513-2
 SDG No.: 68089513-2
 Sample No.: CCVIS 660-136899/3 Date Analyzed: 04/25/2013 12:21
 Instrument ID: BSMD5973 GC Column: DB-5MS ID: 250 (um)
 Lab File ID (Standard): 1DD25003.D Heated Purge: (Y/N) N
 Calibration ID: 2874

	NPT		ANT		PHN		
	AREA #	RT #	AREA #	RT #	AREA #	RT #	
12/24 HOUR STD	2587448	6.05	1623254	7.73	2764849	8.99	
UPPER LIMIT	5174896	6.55	3246508	8.23	5529698	9.49	
LOWER LIMIT	1293724	5.55	811627	7.23	1382425	8.49	
LAB SAMPLE ID	CLIENT SAMPLE ID						
MB 660-136774/1-A		2384477	6.05	1549890	7.73	2537023	8.99
LCS 660-136774/2-A		3082764	6.04	1983850	7.73	3364032	8.99
680-89513-23	CV1321A-CS	2931721	6.05	1939088	7.73	3339764	8.99
680-89513-23 MS	CV1321A-CS MS	2761452	6.05	1846886	7.73	3137012	9.00
680-89513-23 MSD	CV1321A-CS MSD	2381189	6.05	1508089	7.73	2591159	8.99

NPT = Naphthalene-d8
 ANT = Acenaphthene-d10
 PHN = Phenanthrene-d10

Area Limit = 50%-200% of internal standard area
 RT Limit = ± 0.5 minutes of internal standard RT

Column used to flag values outside QC limits

FORM VIII
GC/MS SEMI VOA INTERNAL STANDARD AREA AND RETENTION TIME SUMMARY

Lab Name: TestAmerica Tampa Job No.: 680-89513-2
 SDG No.: 68089513-2
 Sample No.: CCVIS 660-136899/3 Date Analyzed: 04/25/2013 12:21
 Instrument ID: BSMD5973 GC Column: DB-5MS ID: 250 (um)
 Lab File ID (Standard): 1DD25003.D Heated Purge: (Y/N) N
 Calibration ID: 2874

	CRY		PRY		AREA #	RT #
	AREA #	RT #	AREA #	RT #		
12/24 HOUR STD	2901859	11.31	2857822	13.13		
UPPER LIMIT	5803718	11.81	5715644	13.63		
LOWER LIMIT	1450930	10.81	1428911	12.63		
LAB SAMPLE ID	CLIENT SAMPLE ID					
MB 660-136774/1-A		2547187	11.31	2556822	13.13	
LCS 660-136774/2-A		3686793	11.30	3571439	13.13	
680-89513-23	CV1321A-CS	3427983	11.31	3526066	13.13	
680-89513-23 MS	CV1321A-CS MS	3265835	11.30	3278993	13.13	
680-89513-23 MSD	CV1321A-CS MSD	2697275	11.30	2753140	13.13	

CRY = Chrysene-d12

PRY = Perylene-d12

Area Limit = 50%-200% of internal standard area

RT Limit = ± 0.5 minutes of internal standard RT

Column used to flag values outside QC limits

FORM I
GC/MS SEMI VOA ORGANICS ANALYSIS DATA SHEET

Lab Name: TestAmerica Tampa Job No.: 680-89513-2
 SDG No.: 68089513-2
 Client Sample ID: CV1197A-CS Lab Sample ID: 680-89513-21
 Matrix: Solid Lab File ID: 1DD24024.D
 Analysis Method: 8270C LL Date Collected: 04/18/2013 14:20
 Extract. Method: 3546 Date Extracted: 04/23/2013 14:49
 Sample wt/vol: 14.95(g) Date Analyzed: 04/24/2013 20:40
 Con. Extract Vol.: 1(mL) Dilution Factor: 4
 Injection Volume: 1(uL) Level: (low/med) Low
 % Moisture: 14.9 GPC Cleanup: (Y/N) N
 Analysis Batch No.: 136826 Units: ug/Kg

CAS NO.	COMPOUND NAME	RESULT	Q	RL	MDL
83-32-9	Acenaphthene	470	U	470	94
208-96-8	Acenaphthylene	68	J	190	24
120-12-7	Anthracene	95		40	20
56-55-3	Benzo[a]anthracene	300		38	18
50-32-8	Benzo[a]pyrene	320		49	25
205-99-2	Benzo[b]fluoranthene	620		58	29
191-24-2	Benzo[g,h,i]perylene	180		94	21
207-08-9	Benzo[k]fluoranthene	200		38	17
218-01-9	Chrysene	420		42	21
53-70-3	Dibenz(a,h)anthracene	63	J	94	19
206-44-0	Fluoranthene	550		94	19
86-73-7	Fluorene	24	J	94	19
193-39-5	Indeno[1,2,3-cd]pyrene	170		94	34
90-12-0	1-Methylnaphthalene	150	J	190	21
91-57-6	2-Methylnaphthalene	210		190	34
91-20-3	Naphthalene	160	J	190	21
85-01-8	Phenanthrene	340		38	18
129-00-0	Pyrene	430		94	17

CAS NO.	SURROGATE	%REC	Q	LIMITS
84-15-1	o-Terphenyl	66		30-130

TestAmerica Laboratories

Semivolatiles 8270 low level PAH

Data file : \\tam-chemsvr\chem\SM\BSMSD.i\1D042413.b\1DD24024.D
 Lab Smp Id: 680-89513-A-21-A Client Smp ID: CV1197A-CS
 Inj Date : 24-APR-2013 20:40
 Operator : SCC Inst ID: BSMSD.i
 Smp Info : 680-89513-A-21-A
 Misc Info : 680-89513-A-21-A
 Comment :
 Method : \\tam-chemsvr\chem\SM\BSMSD.i\1D042413.b\dFASTPAHi.m
 Meth Date : 24-Apr-2013 13:05 cantins Quant Type: ISTD
 Cal Date : 04-APR-2013 16:04 Cal File: 1DD04013.D
 Als bottle: 24
 Dil Factor: 4.00000
 Integrator: HP RTE Compound Sublist: pah.sub
 Target Version: 4.14
 Processing Host: TAM1000

Concentration Formula:

$$\text{Amt} * \text{DF} * 1/\text{Vi} * \text{Vt}/\text{Ws} * 100/(100 - \text{M}) * \text{A} * \text{B} * \text{C} * \text{D} * \text{GPC} * \text{CpndVariable}$$

Name	Value	Description
DF	4.000	Dilution Factor
Vi	1.000	Injection Volume
Vt	1.000	Final Volume
Ws	14.950	Weight Extracted
M	14.947	% Moisture
A	1000.000	uL to mL conversion
B	1000.000	g to kg conversion
C	0.00100	ng to ug conversion
D	1.000	ug to mg conversion(value = 1 if no conv)
GPC	1.000	GPC FACTOR
Cpnd Variable		Local Compound Variable

Compounds	QUANT	SIG	CONCENTRATIONS				
			ON-COLUMN	FINAL			
	MASS	RT	EXP RT	REL RT	RESPONSE	(ug/l)	(ug/Kg)
* 1 Naphthalene-d8	136	6.051	6.049	(1.000)	2094647	40.0000	
* 6 Acenaphthene-d10	164	7.732	7.730	(1.000)	1270156	40.0000	
* 9 Phenanthrene-d10	188	8.995	8.993	(1.000)	2122563	40.0000	
\$ 13 o-Terphenyl	230	9.301	9.298	(1.034)	53107	1.66056	520
* 17 Chrysene-d12	240	11.304	11.302	(1.000)	2302356	40.0000	
* 22 Perylene-d12	264	13.131	13.123	(1.000)	2107458	40.0000	
2 Naphthalene	128	6.069	6.073	(1.003)	26692	0.51268	160
3 2-Methylnaphthalene	142	6.780	6.778	(1.120)	22221	0.66117	210
4 1-Methylnaphthalene	142	6.868	6.872	(1.135)	15184	0.47841	150
5 Acenaphthylene	152	7.603	7.600	(0.983)	11681	0.21729	68
8 Fluorene	166	8.202	8.200	(1.061)	3006	0.07650	24
10 Phenanthrene	178	9.007	9.010	(1.001)	62689	1.07224	340
11 Anthracene	178	9.048	9.052	(1.006)	17441	0.30056	94
12 Carbazole	167	9.195	9.193	(1.022)	8459	0.16526	52

Compounds	QUANT SIG		CONCENTRATIONS				
	MASS	RT	EXP RT	REL RT	RESPONSE	ON-COLUMN (ug/l)	FINAL (ug/Kg)
14 Fluoranthene	202	9.994	9.997	(1.111)	104756	1.74118	550
15 Pyrene	202	10.182	10.185	(0.901)	95106	1.37557	430
16 Benzo(a)anthracene	228	11.292	11.284	(0.999)	64040	0.96206	300
18 Chrysene	228	11.328	11.331	(1.002)	83819	1.34293	420
19 Benzo(b)fluoranthene	252	12.579	12.583	(0.958)	103144	1.95924	620
20 Benzo(k)fluoranthene	252	12.608	12.618	(0.960)	36044	0.64989	200
21 Benzo(a)pyrene	252	13.026	13.029	(0.992)	53676	1.01475	320
23 Indeno(1,2,3-cd)pyrene	276	14.700	14.710	(1.119)	30050	0.53278	170(M)
24 Dibenzo(a,h)anthracene	278	14.724	14.733	(1.121)	10566	0.19893	62
25 Benzo(g,h,i)perylene	276	15.141	15.150	(1.153)	31581	0.58152	180(M)

QC Flag Legend

M - Compound response manually integrated.

Data File: 1DD24024.D

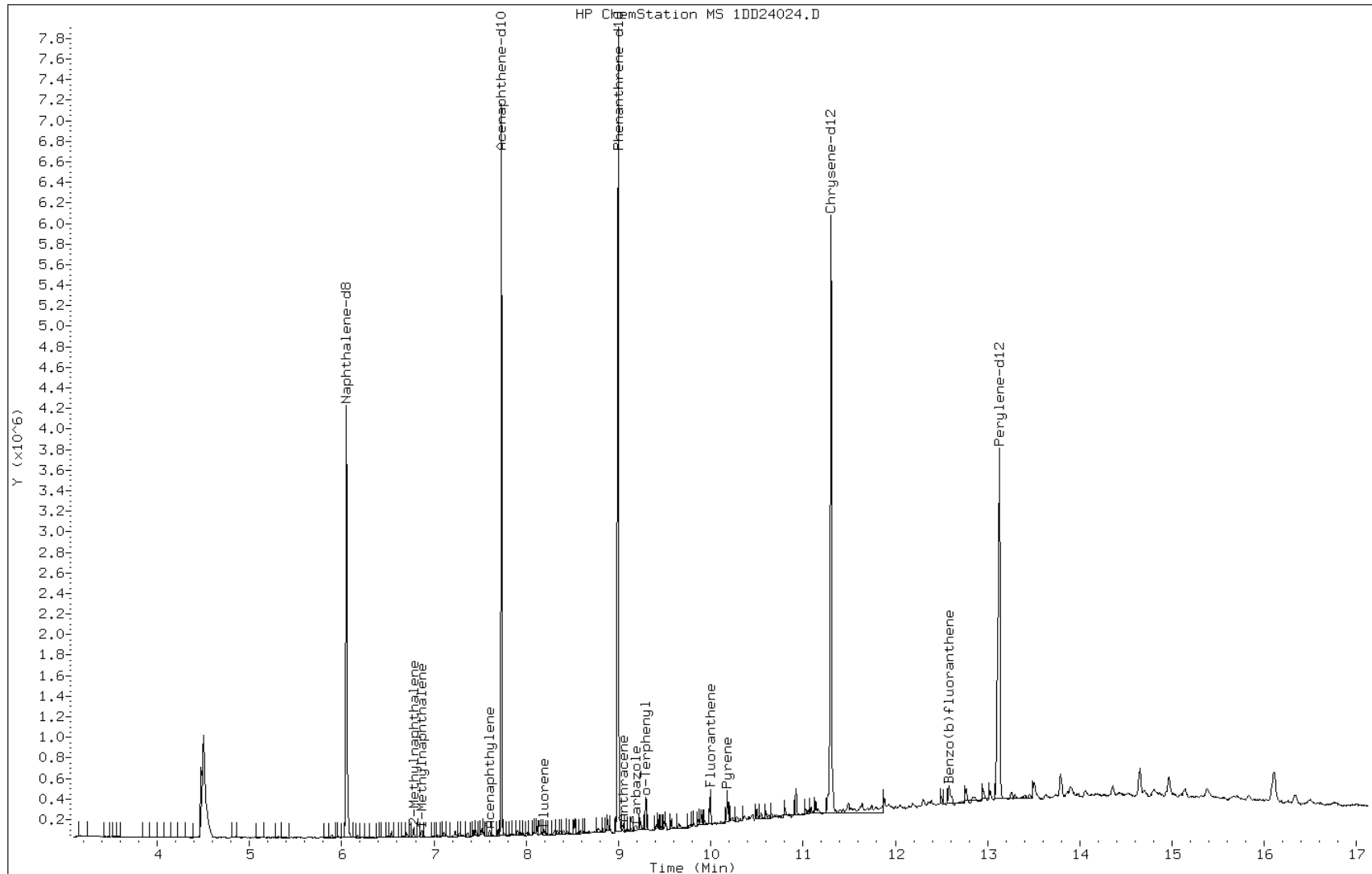
Date: 24-APR-2013 20:40

Client ID: CV1197A-CS

Instrument: BSMSD.i

Sample Info: 680-89513-A-21-A

Operator: SCC



Data File: 1DD24024.D

Date: 24-APR-2013 20:40

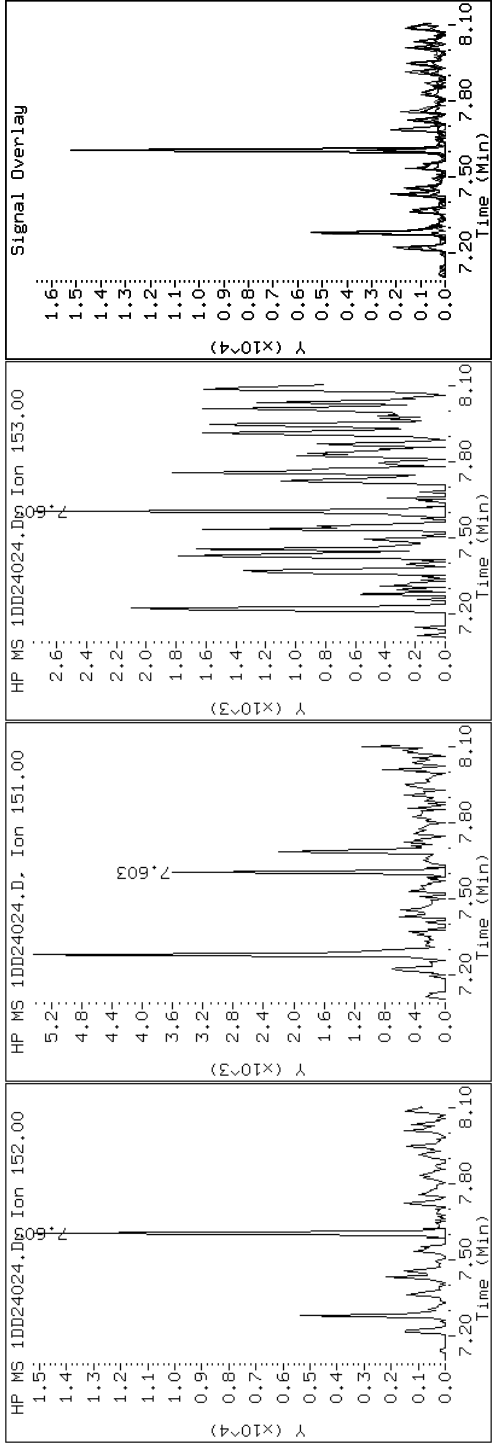
Client ID: CV1197A-CS

Instrument: BSMMSD.i

Sample Info: 680-89513-A-21-A

Operator: SCC

5 Acenaphthylene



Data File: 1DD24024.D

Date: 24-APR-2013 20:40

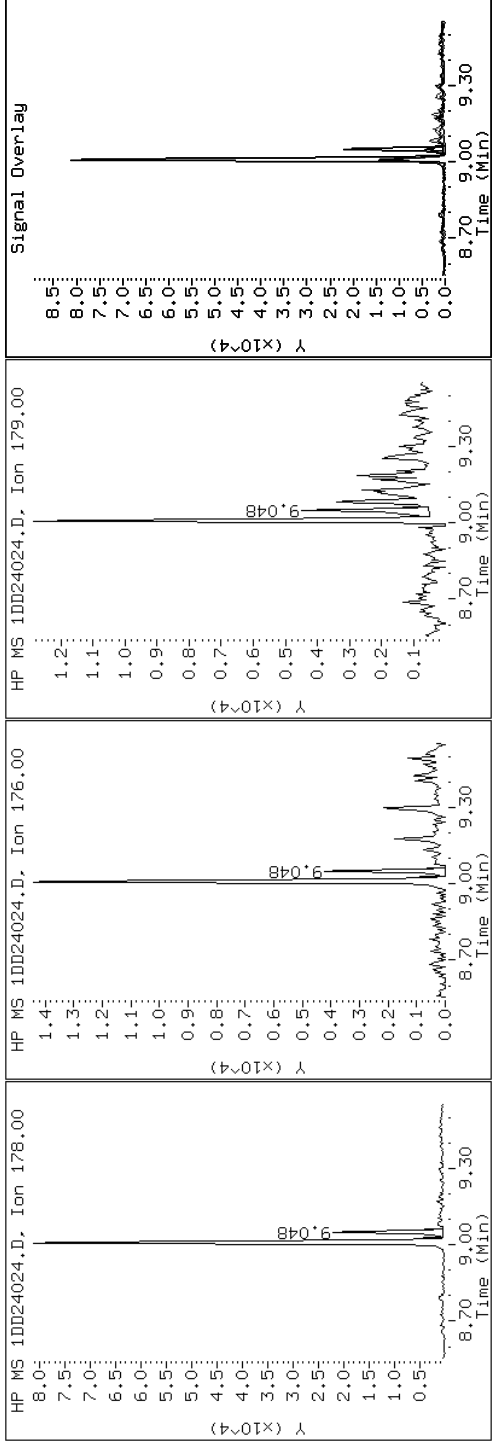
Client ID: CV1197A-CS

Instrument: BSMDS.i

Sample Info: 680-89513-A-21-A

Operator: SCC

11 Anthracene



Data File: 1DD24024.D

Date: 24-APR-2013 20:40

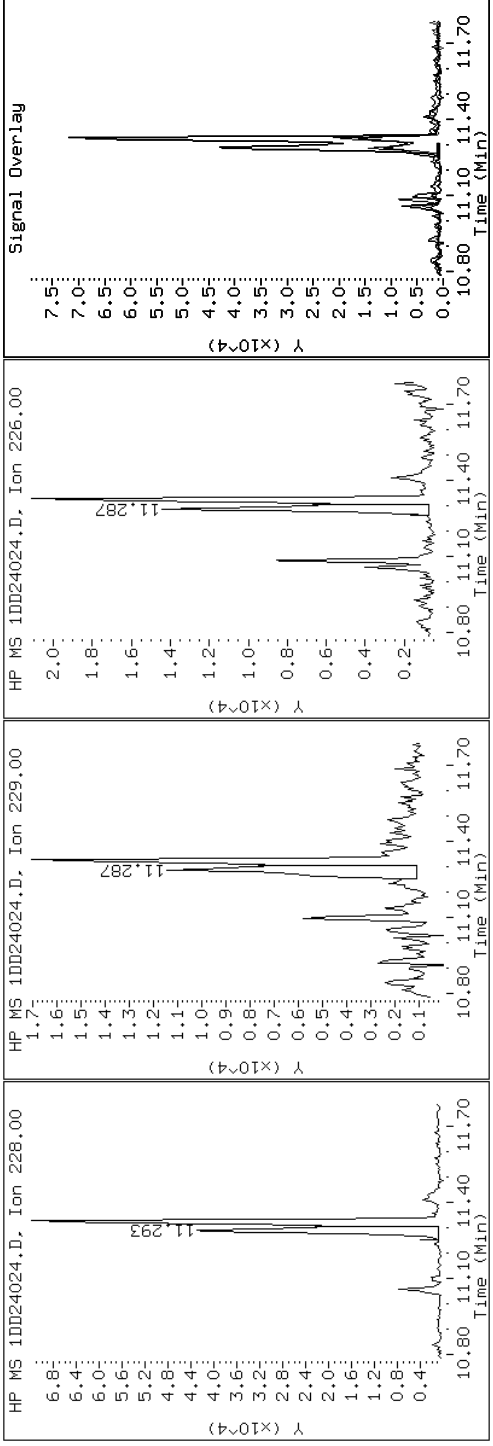
Client ID: CV1197A-CS

Instrument: BSMSD.i

Sample Info: 680-89513-A-21-A

Operator: SCC

16 Benzo(a)anthracene



Data File: 1DD24024.D

Date: 24-APR-2013 20:40

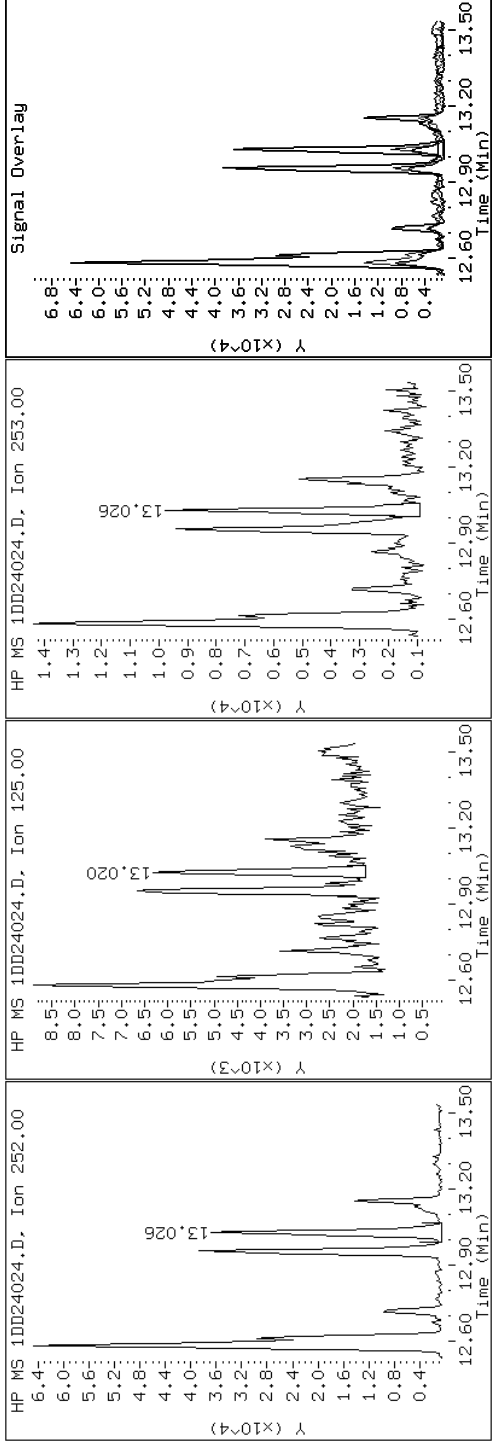
Client ID: CV1197A-CS

Instrument: BSMDS.i

Sample Info: 680-89513-A-21-A

Operator: SCC

21 Benzo(a)pyrene



Data File: 1DD24024.D

Date: 24-APR-2013 20:40

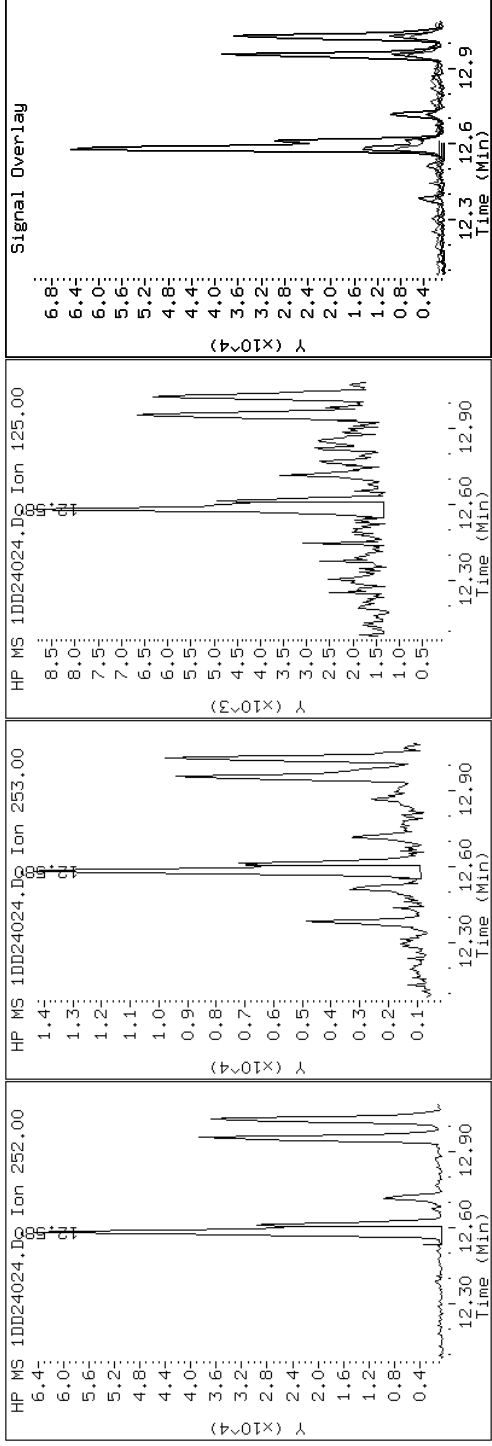
Client ID: CV1197A-CS

Instrument: BSMDS.i

Sample Info: 680-89513-A-21-A

Operator: SCC

19 Benzo(b)fluoranthene



Data File: 1DD24024.D

Date: 24-APR-2013 20:40

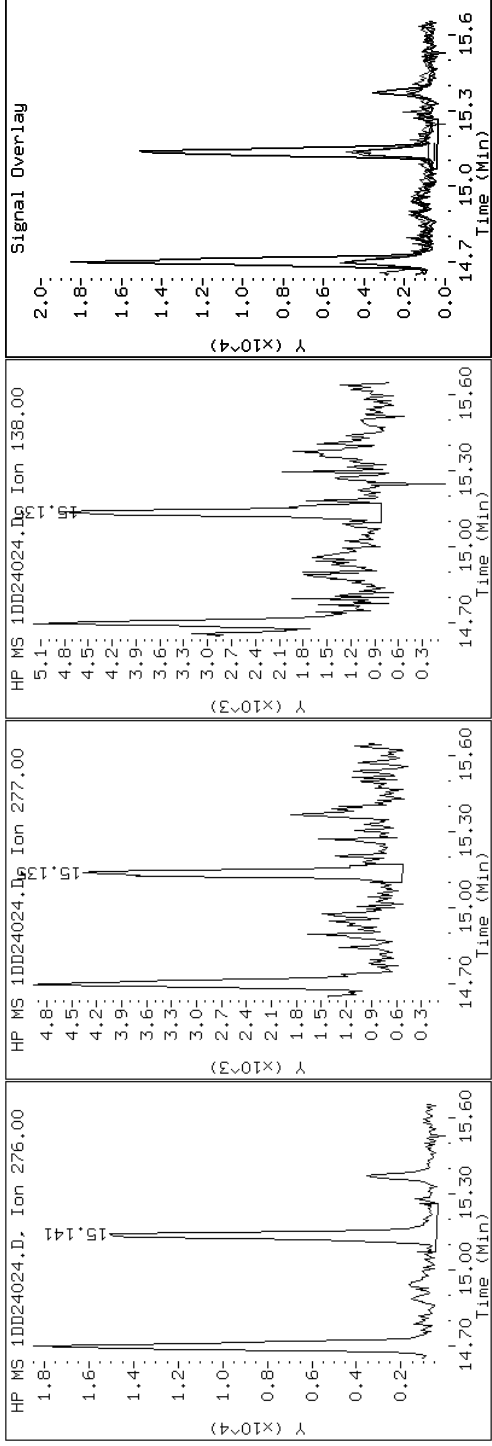
Client ID: CV1197A-CS

Instrument: BSMMSD.i

Sample Info: 680-89513-A-21-A

Operator: SCC

25 Benzo(g,h,i)perylene



Data File: 1DD24024.D

Date: 24-APR-2013 20:40

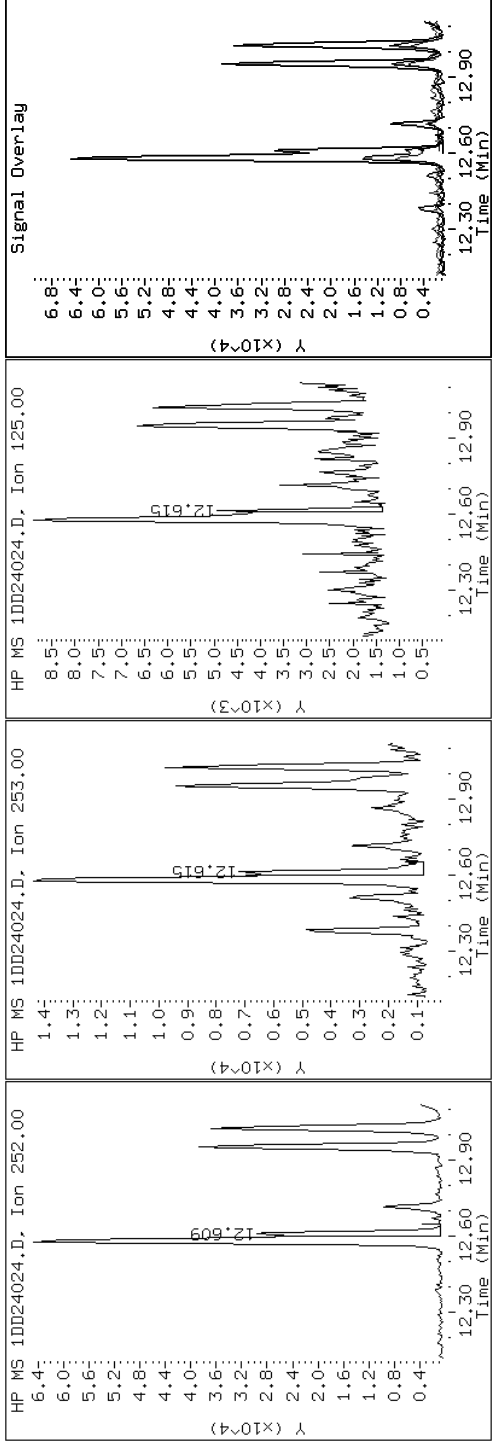
Client ID: CV1197A-CS

Instrument: BSMDS.i

Sample Info: 680-89513-A-21-A

Operator: SCC

20 Benzo(k)fluoranthene



Data File: 1DD24024.D

Date: 24-APR-2013 20:40

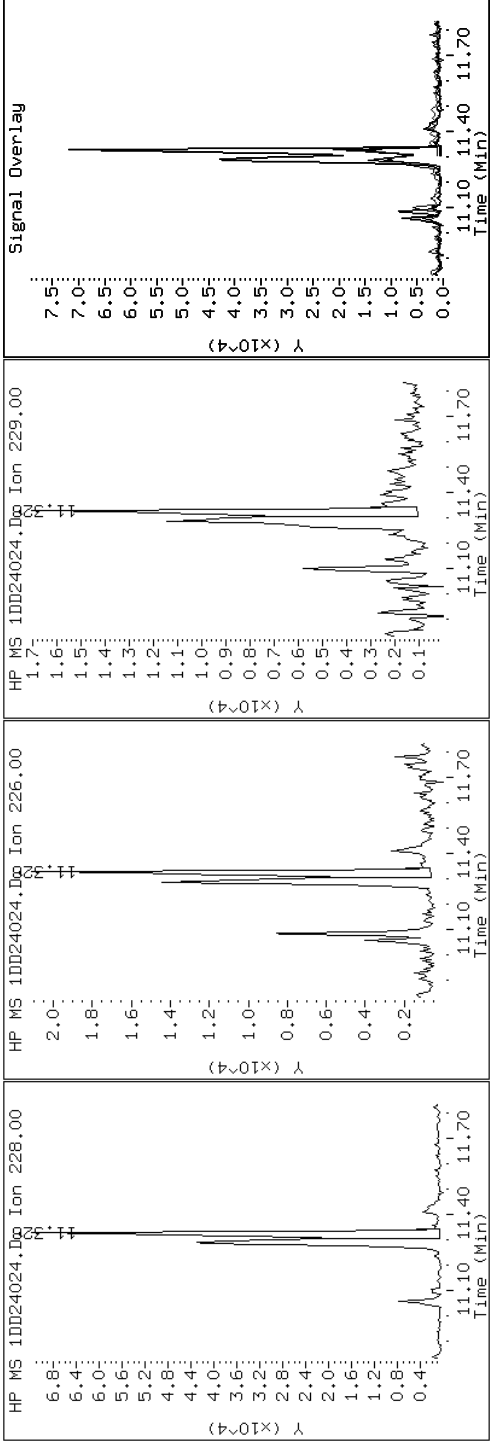
Client ID: CV1197A-CS

Instrument: BSMSD.i

Sample Info: 680-89513-A-21-A

Operator: SCC

18 Chrysene



Data File: 1DD24024.D

Date: 24-APR-2013 20:40

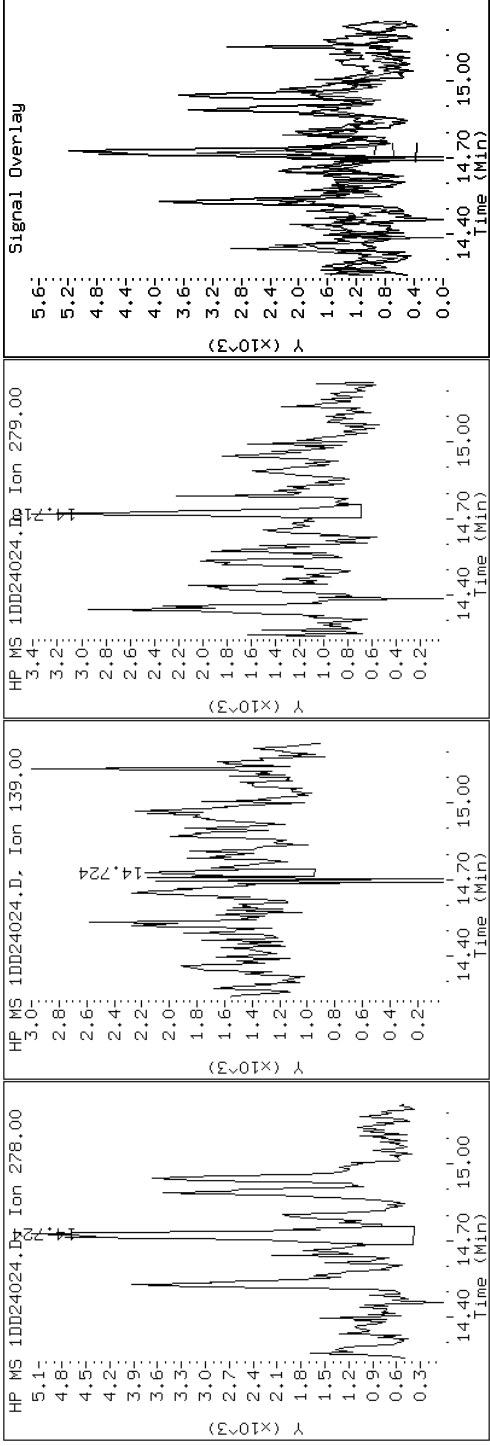
Client ID: CV1197A-CS

Instrument: BSMSD.i

Sample Info: 680-89513-A-21-A

Operator: SCC

24 Dibenzo(a,h)anthracene



Data File: 1DD24024.D

Date: 24-APR-2013 20:40

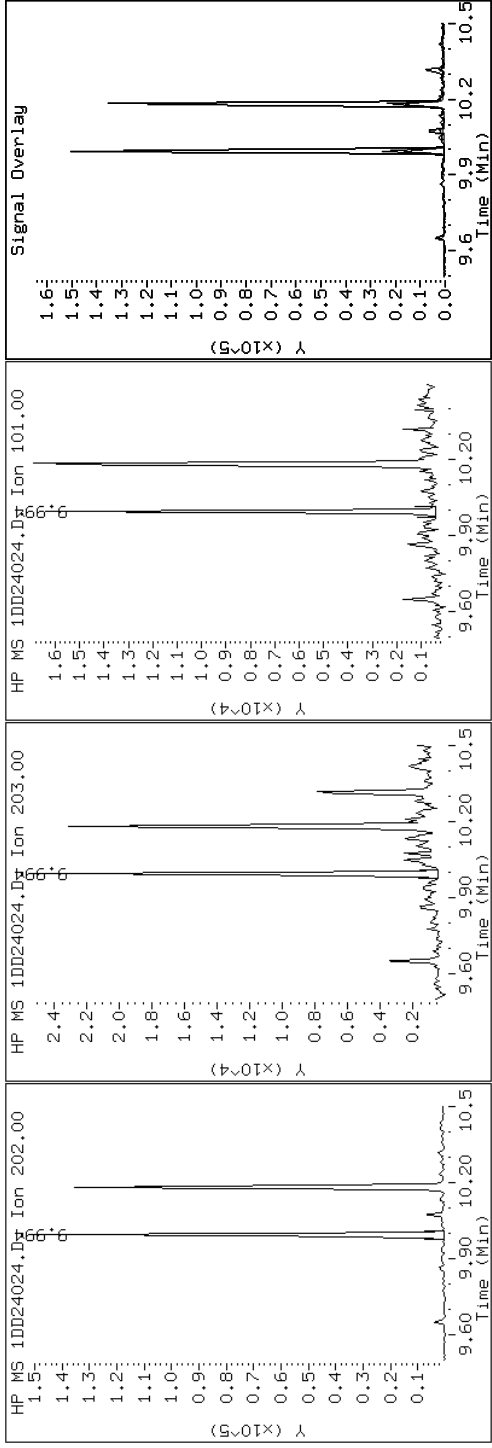
Client ID: CV1197A-CS

Instrument: BSMDS.i

Sample Info: 680-89513-A-21-A

Operator: SCC

14 Fluoranthene



Data File: 1DD24024.D

Date: 24-APR-2013 20:40

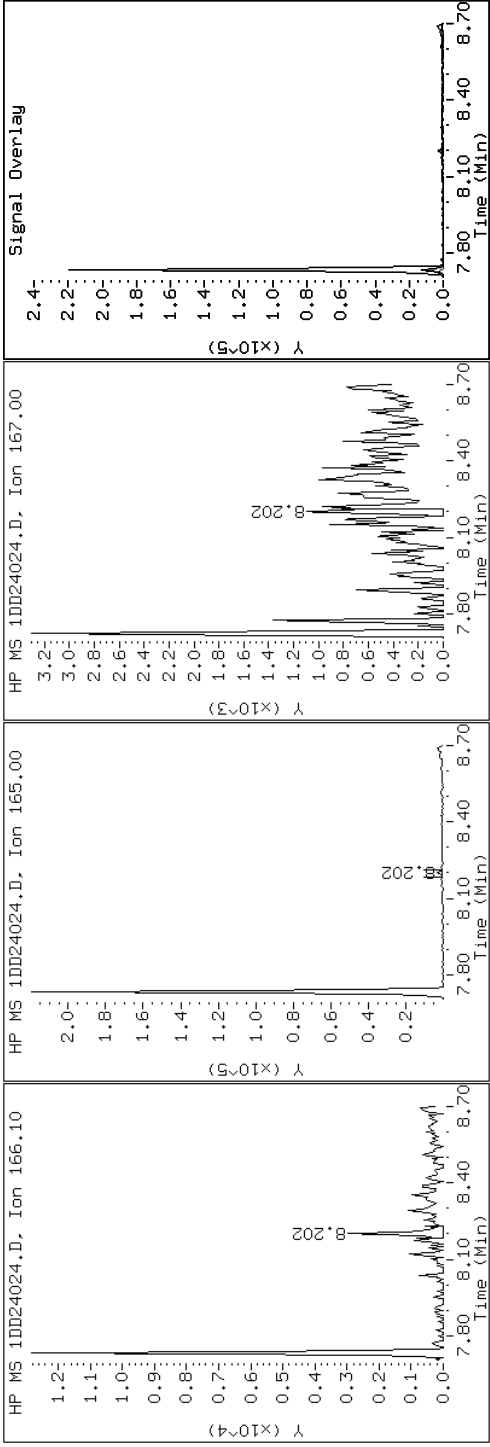
Client ID: CV1197A-CS

Instrument: BSMSD.i

Sample Info: 680-89513-A-21-A

Operator: SCC

8 Fluorene



Data File: 1DD24024.D

Date: 24-APR-2013 20:40

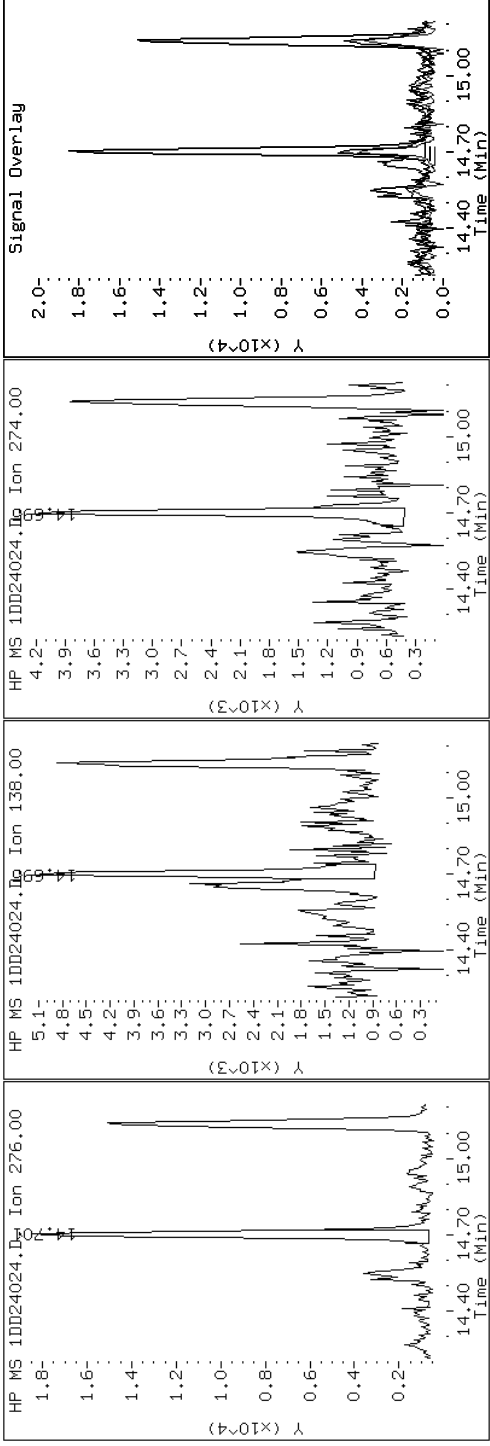
Client ID: CV1197A-CS

Instrument: BSMSD.i

Sample Info: 680-89513-A-21-A

Operator: SCC

23 Indeno(1,2,3-cd)pyrene



Data File: 1DD24024.D

Date: 24-APR-2013 20:40

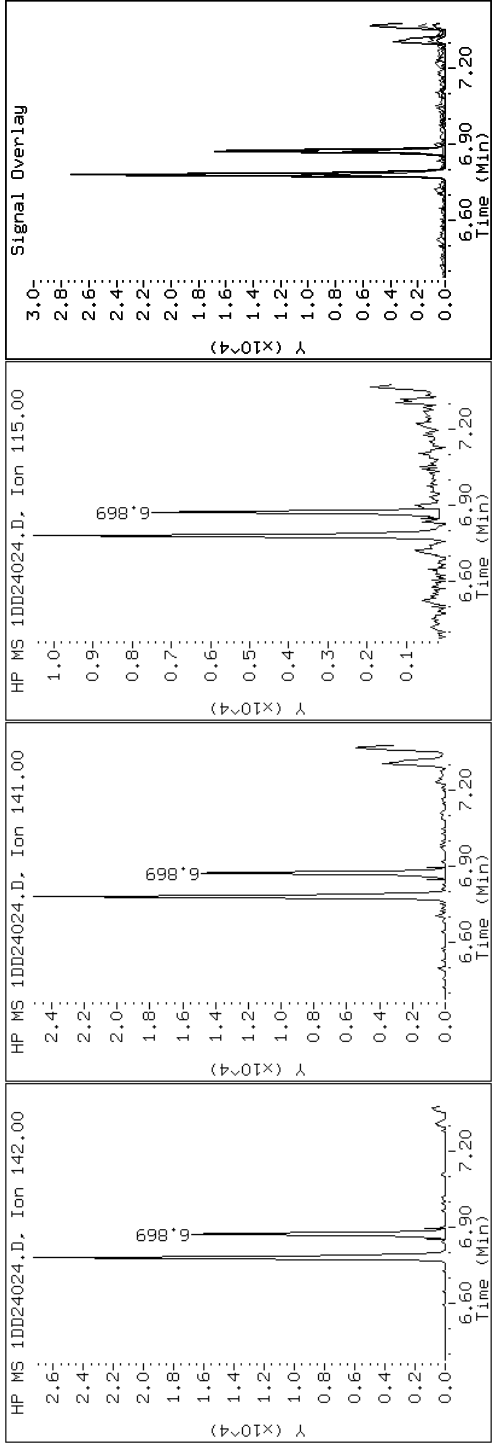
Client ID: CV1197A-CS

Instrument: BSMMSD.i

Sample Info: 680-89513-A-21-A

Operator: SCC

4 1-Methylnaphthalene



Data File: 1DD24024.D

Date: 24-APR-2013 20:40

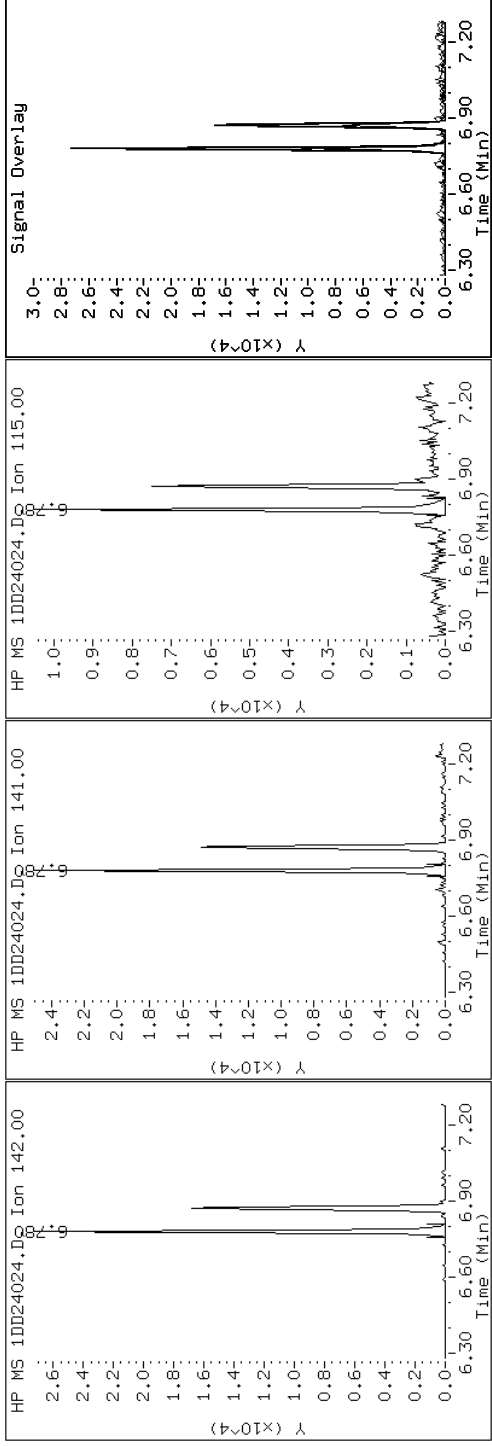
Client ID: CV1197A-CS

Instrument: BSMDS.i

Sample Info: 680-89513-A-21-A

Operator: SCC

3 2-Methylnaphthalene



Data File: 1DD24024.D

Date: 24-APR-2013 20:40

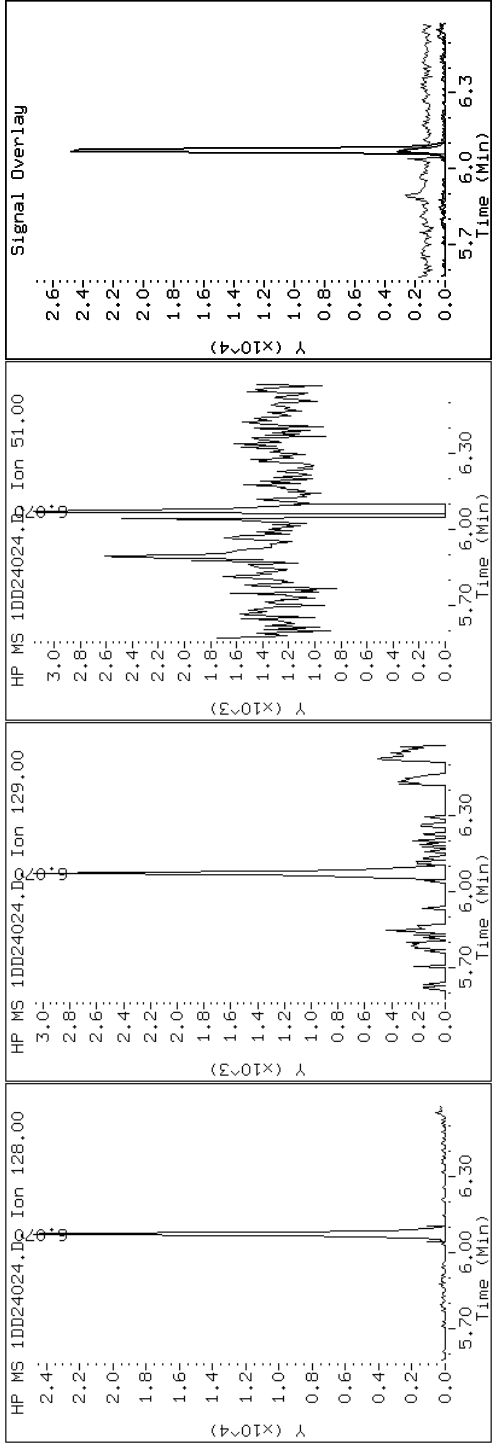
Client ID: CV1197A-CS

Instrument: BSMSD.i

Sample Info: 680-89513-A-21-A

Operator: SCC

2 Naphthalene



Data File: 1DD24024.D

Date: 24-APR-2013 20:40

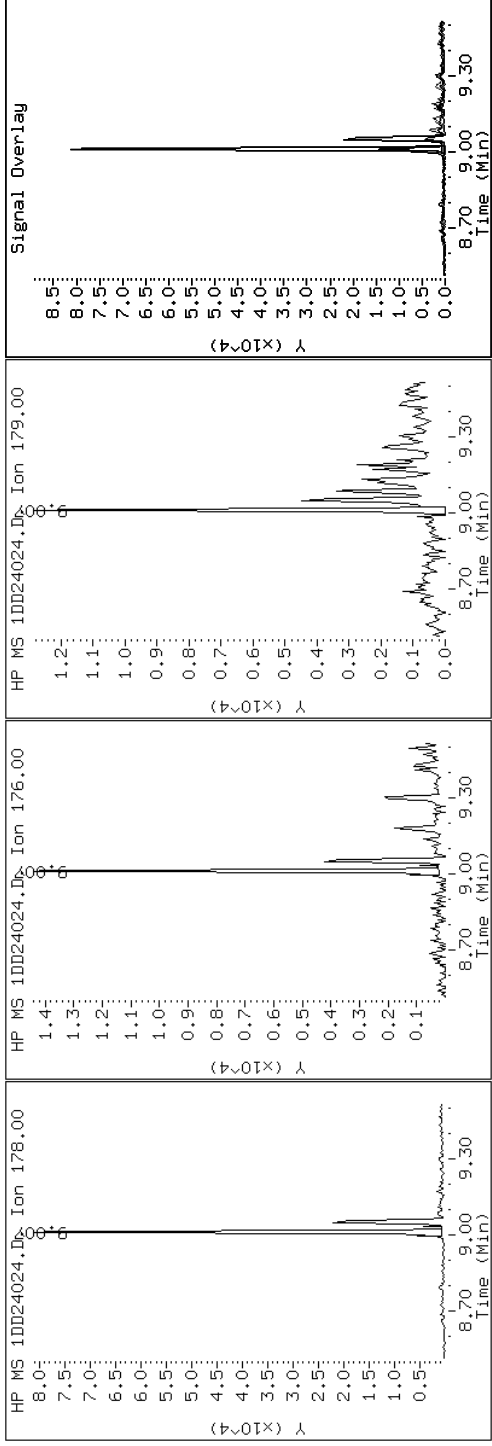
Client ID: CV1197A-CS

Instrument: BSMSD.i

Sample Info: 680-89513-A-21-A

Operator: SCC

10 Phenanthrene



Data File: 1DD24024.D

Date: 24-APR-2013 20:40

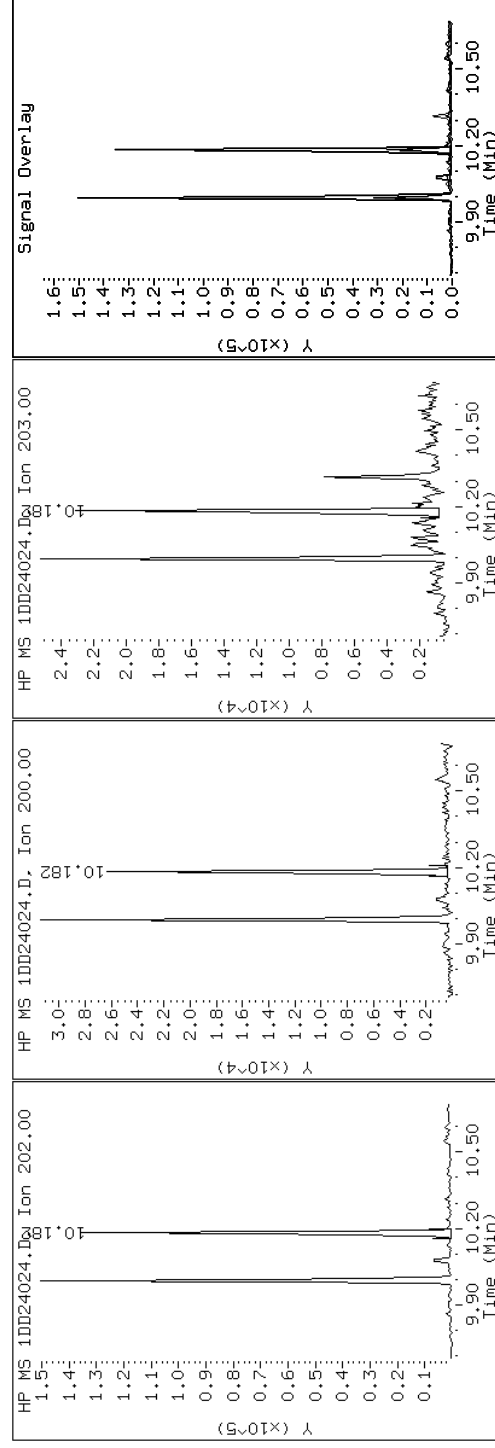
Client ID: CV1197A-CS

Instrument: BSMMSD.i

Sample Info: 680-89513-A-21-A

Operator: SCC

15 Pyrene

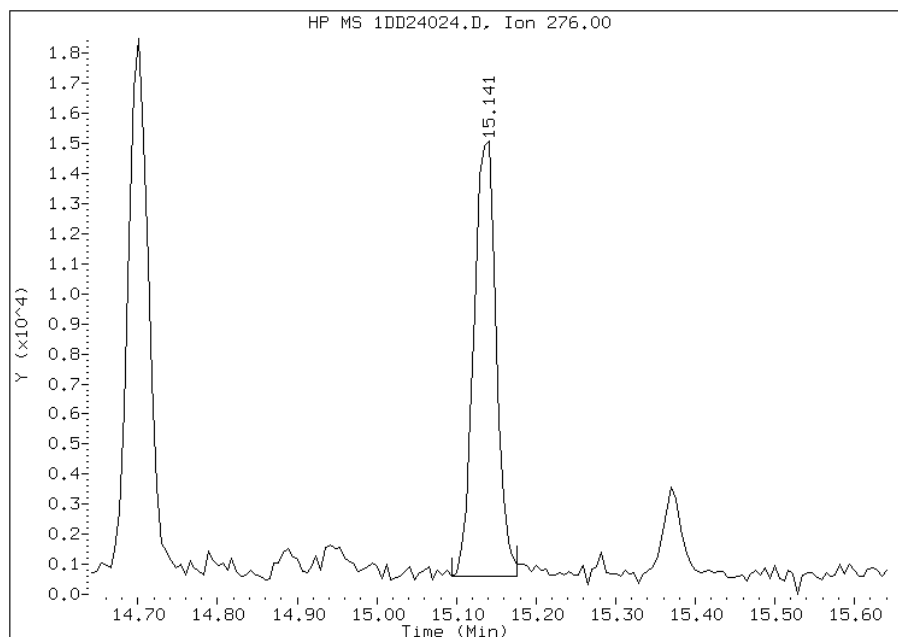


Manual Integration Report

Data File: 1DD24024.D
Inj. Date and Time: 24-APR-2013 20:40
Instrument ID: BSMSD.i
Client ID: CV1197A-CS
Compound: 25 Benzo(g,h,i)perylene
CAS #: 191-24-2
Report Date: 04/25/2013

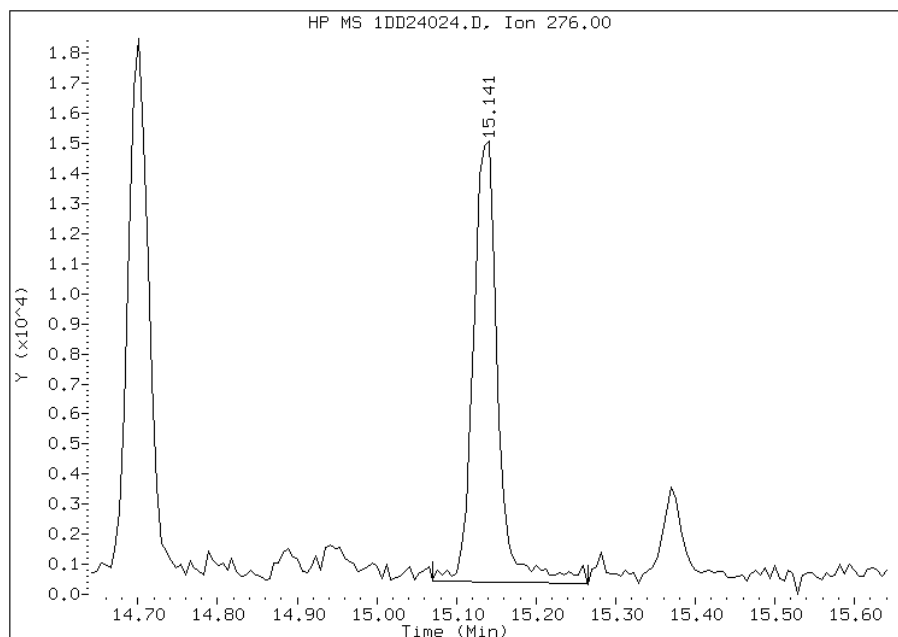
Processing Integration Results

RT: 15.14
Response: 28094
Amount: 1
Conc: 163



Manual Integration Results

RT: 15.14
Response: 31581
Amount: 1
Conc: 183



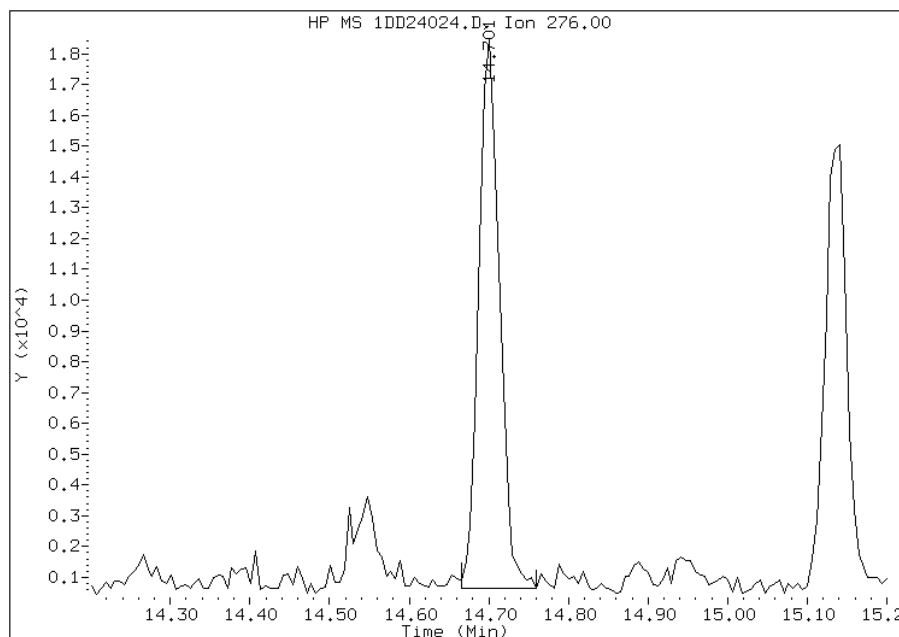
Manually Integrated By: cantins
Modification Date: 25-Apr-2013 13:16
Manual Integration Reason: Baseline Event

Manual Integration Report

Data File: 1DD24024.D
Inj. Date and Time: 24-APR-2013 20:40
Instrument ID: BSMSD.i
Client ID: CV1197A-CS
Compound: 23 Indeno(1,2,3-cd)pyrene
CAS #: 193-39-5
Report Date: 04/25/2013

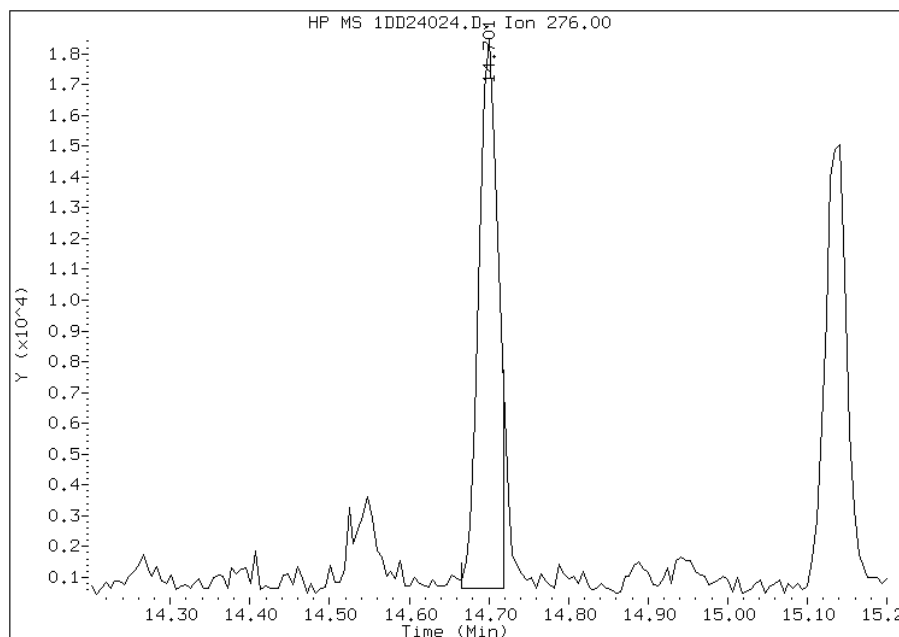
Processing Integration Results

RT: 14.70
Response: 32131
Amount: 1
Conc: 179



Manual Integration Results

RT: 14.70
Response: 30050
Amount: 1
Conc: 168



Manually Integrated By: cantins
Modification Date: 25-Apr-2013 13:17
Manual Integration Reason: Split Peak

FORM I
GC/MS SEMI VOA ORGANICS ANALYSIS DATA SHEET

Lab Name: TestAmerica Tampa Job No.: 680-89513-2
 SDG No.: 68089513-2
 Client Sample ID: CV1197B-CS Lab Sample ID: 680-89513-22
 Matrix: Solid Lab File ID: 1DD24025.D
 Analysis Method: 8270C LL Date Collected: 04/18/2013 14:30
 Extract. Method: 3546 Date Extracted: 04/23/2013 14:49
 Sample wt/vol: 15.05(g) Date Analyzed: 04/24/2013 21:03
 Con. Extract Vol.: 1(mL) Dilution Factor: 4
 Injection Volume: 1(uL) Level: (low/med) Low
 % Moisture: 16.7 GPC Cleanup: (Y/N) N
 Analysis Batch No.: 136826 Units: ug/Kg

CAS NO.	COMPOUND NAME	RESULT	Q	RL	MDL
83-32-9	Acenaphthene	480	U	480	96
208-96-8	Acenaphthylene	100	J	190	24
120-12-7	Anthracene	140		40	20
56-55-3	Benzo[a]anthracene	420		38	19
50-32-8	Benzo[a]pyrene	410		50	25
205-99-2	Benzo[b]fluoranthene	790		58	29
191-24-2	Benzo[g,h,i]perylene	210		96	21
207-08-9	Benzo[k]fluoranthene	250		38	17
218-01-9	Chrysene	580		43	22
53-70-3	Dibenz(a,h)anthracene	89	J	96	20
206-44-0	Fluoranthene	790		96	19
86-73-7	Fluorene	39	J	96	20
193-39-5	Indeno[1,2,3-cd]pyrene	190		96	34
90-12-0	1-Methylnaphthalene	470		190	21
91-57-6	2-Methylnaphthalene	590		190	34
91-20-3	Naphthalene	360		190	21
85-01-8	Phenanthrene	780		38	19
129-00-0	Pyrene	620		96	18

CAS NO.	SURROGATE	%REC	Q	LIMITS
84-15-1	o-Terphenyl	62		30-130

TestAmerica Laboratories

Semivolatiles 8270 low level PAH

Data file : \\tam-chemsvr\chem\SM\BSMSD.i\1D042413.b\1DD24025.D
 Lab Smp Id: 680-89513-A-22-A Client Smp ID: CV1197B-CS
 Inj Date : 24-APR-2013 21:03
 Operator : SCC Inst ID: BSMSD.i
 Smp Info : 680-89513-A-22-A
 Misc Info : 680-89513-A-22-A
 Comment :
 Method : \\tam-chemsvr\chem\SM\BSMSD.i\1D042413.b\dFASTPAHi.m
 Meth Date : 24-Apr-2013 13:05 cantins Quant Type: ISTD
 Cal Date : 04-APR-2013 16:04 Cal File: 1DD04013.D
 Als bottle: 25
 Dil Factor: 4.00000
 Integrator: HP RTE Compound Sublist: pah.sub
 Target Version: 4.14
 Processing Host: TAM1000

Concentration Formula:

$$\text{Amt} * \text{DF} * 1/\text{Vi} * \text{Vt}/\text{Ws} * 100/(100 - \text{M}) * \text{A} * \text{B} * \text{C} * \text{D} * \text{GPC} * \text{CpndVariable}$$

Name	Value	Description
DF	4.000	Dilution Factor
Vi	1.000	Injection Volume
Vt	1.000	Final Volume
Ws	15.050	Weight Extracted
M	16.731	% Moisture
A	1000.000	uL to mL conversion
B	1000.000	g to kg conversion
C	0.00100	ng to ug conversion
D	1.000	ug to mg conversion(value = 1 if no conv)
GPC	1.000	GPC FACTOR
Cpnd Variable		Local Compound Variable

Compounds	QUANT	SIG	CONCENTRATIONS				
			ON-COLUMN	FINAL			
	MASS	RT	EXP RT	REL RT	RESPONSE	(ug/l)	(ug/Kg)
* 1 Naphthalene-d8	136	6.054	6.049	(1.000)	2097412	40.0000	
* 6 Acenaphthene-d10	164	7.734	7.730	(1.000)	1280173	40.0000	
* 9 Phenanthrene-d10	188	8.992	8.993	(1.000)	2119468	40.0000	
\$ 13 o-Terphenyl	230	9.297	9.298	(1.034)	49282	1.54321	490
* 17 Chrysene-d12	240	11.307	11.302	(1.000)	2311232	40.0000	
* 22 Perylene-d12	264	13.128	13.123	(1.000)	2064053	40.0000	
2 Naphthalene	128	6.072	6.073	(1.003)	58676	1.12552	360
3 2-Methylnaphthalene	142	6.777	6.778	(1.119)	61810	1.83669	590
4 1-Methylnaphthalene	142	6.871	6.872	(1.135)	46922	1.47646	470
5 Acenaphthylene	152	7.605	7.600	(0.983)	17696	0.32660	100
8 Fluorene	166	8.199	8.200	(1.060)	4780	0.12069	38
10 Phenanthrene	178	9.009	9.010	(1.002)	141866	2.43004	780
11 Anthracene	178	9.050	9.052	(1.007)	26308	0.45403	140
12 Carbazole	167	9.192	9.193	(1.022)	15160	0.29661	95

Compounds	QUANT SIG		CONCENTRATIONS				
	MASS	RT	EXP RT	REL RT	RESPONSE	ON-COLUMN (ug/l)	FINAL (ug/Kg)
14 Fluoranthene	202	9.996	9.997	(1.112)	149082	2.48156	790
15 Pyrene	202	10.184	10.185	(0.901)	135405	1.95091	620
16 Benzo(a)anthracene	228	11.295	11.284	(0.999)	88694	1.32731	420
18 Chrysene	228	11.324	11.331	(1.002)	113644	1.81379	580(M)
19 Benzo(b)fluoranthene	252	12.582	12.583	(0.958)	127902	2.48062	790
20 Benzo(k)fluoranthene	252	12.617	12.618	(0.961)	41760	0.76879	240
21 Benzo(a)pyrene	252	13.028	13.029	(0.992)	65798	1.27008	400
23 Indeno(1,2,3-cd)pyrene	276	14.709	14.710	(1.120)	33379	0.60424	190(M)
24 Dibenzo(a,h)anthracene	278	14.726	14.733	(1.122)	14511	0.27895	89
25 Benzo(g,h,i)perylene	276	15.137	15.150	(1.153)	35263	0.66297	210

QC Flag Legend

M - Compound response manually integrated.

Data File: 1DD24025.D

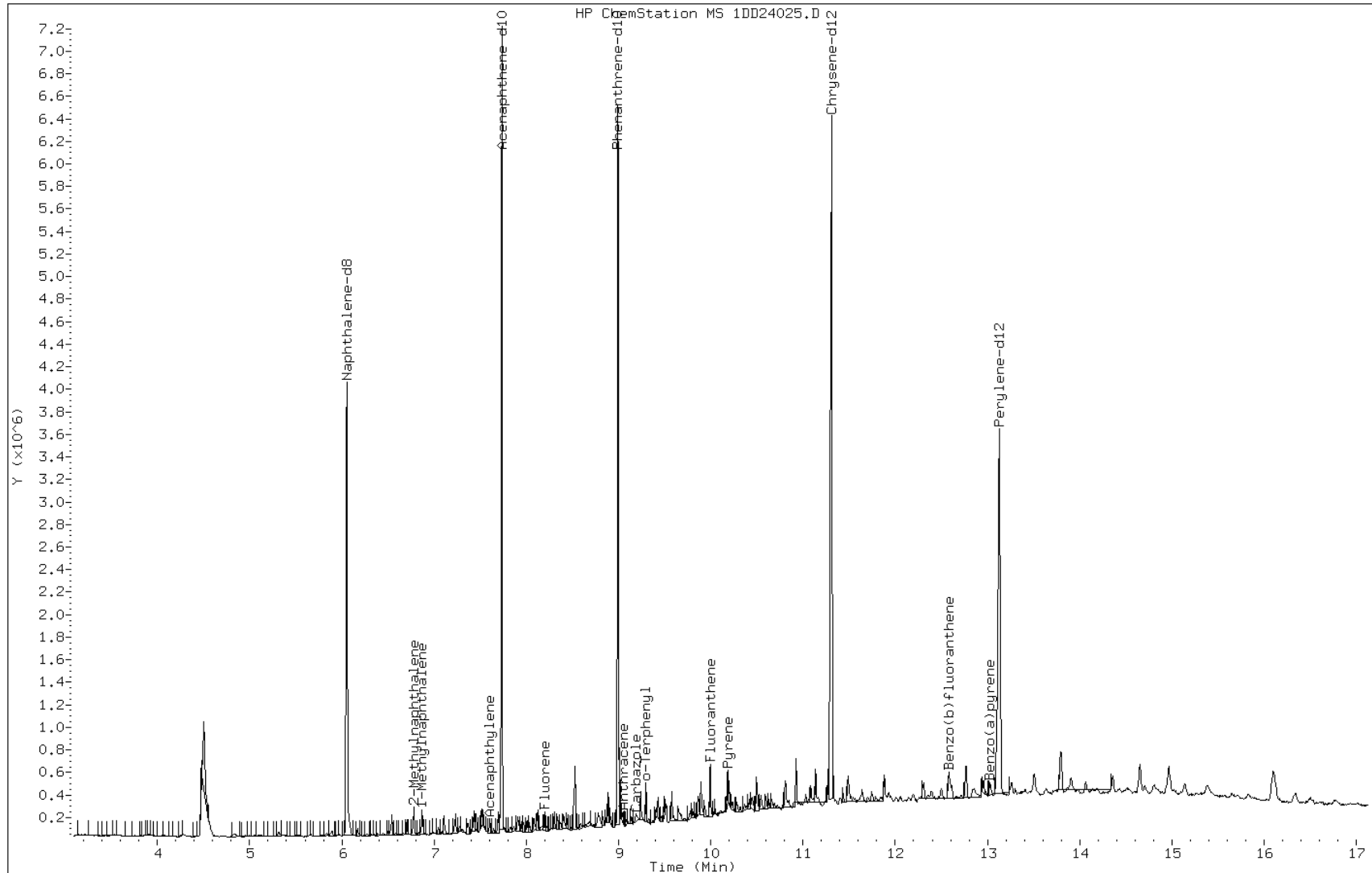
Date: 24-APR-2013 21:03

Client ID: CV1197B-CS

Instrument: BSMSD.i

Sample Info: 680-89513-A-22-A

Operator: SCC



Data File: 1DD24025.D

Date: 24-APR-2013 21:03

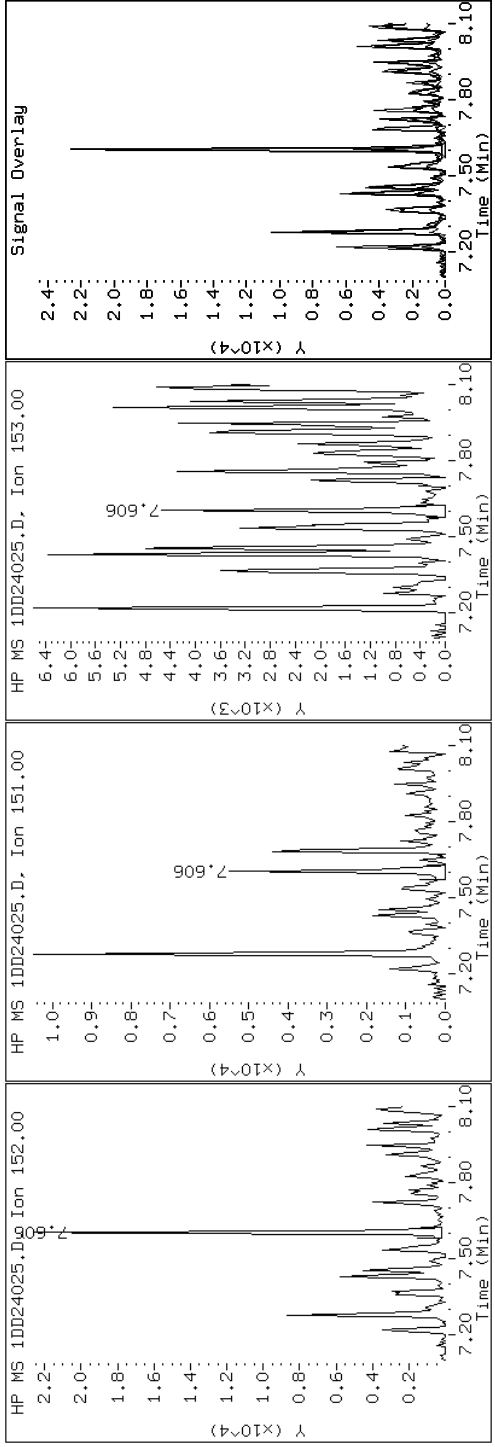
Client ID: CV1197B-CS

Instrument: BSMSD.i

Sample Info: 680-89513-A-22-A

Operator: SCC

5 Acenaphthylene



Data File: 1DD24025.D

Date: 24-APR-2013 21:03

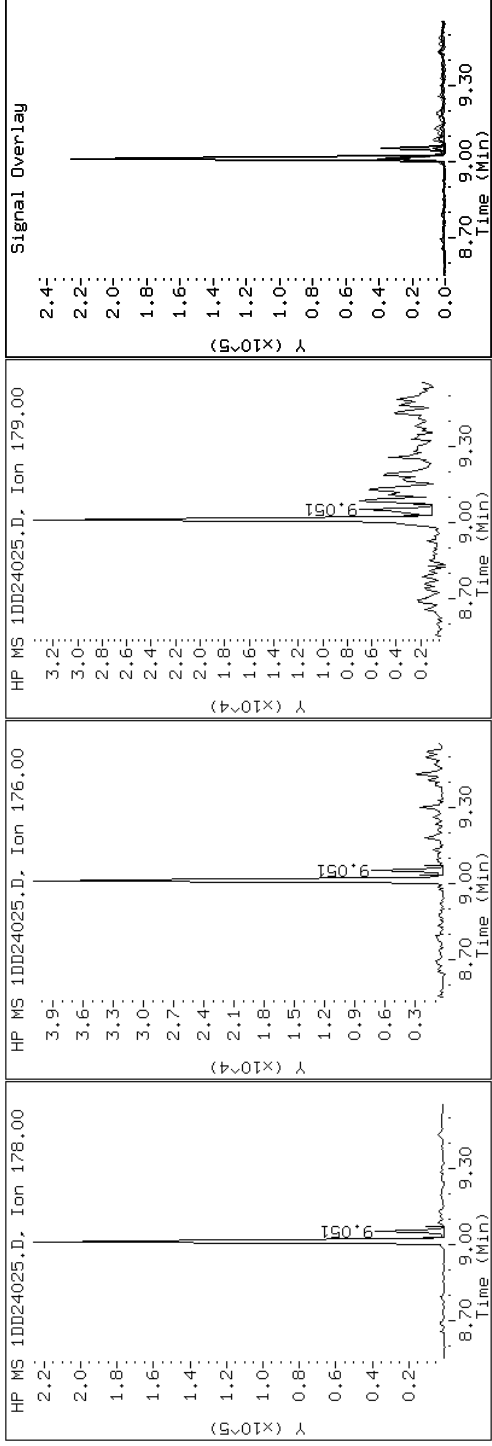
Client ID: CV1197B-CS

Instrument: BSMSD.i

Sample Info: 680-89513-A-22-A

Operator: SCC

11 Anthracene



Data File: 1DD24025.D

Date: 24-APR-2013 21:03

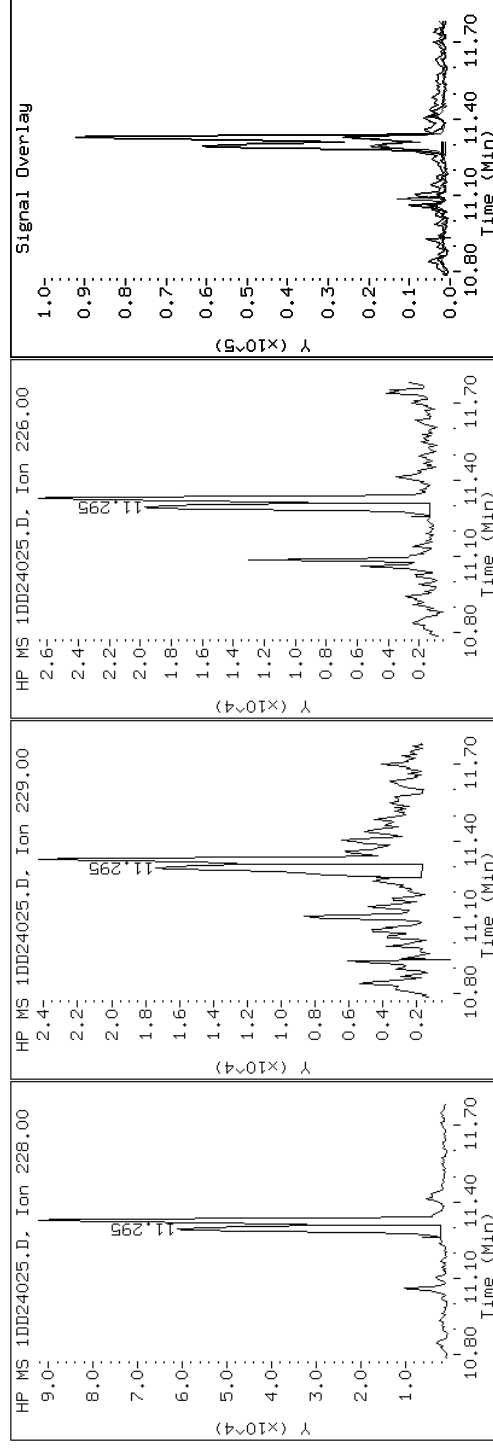
Client ID: CV1197B-CS

Instrument: BSMSD.i

Sample Info: 680-89513-A-22-A

Operator: SCC

16 Benzo(a)anthracene



Data File: 1DD24025.D

Date: 24-APR-2013 21:03

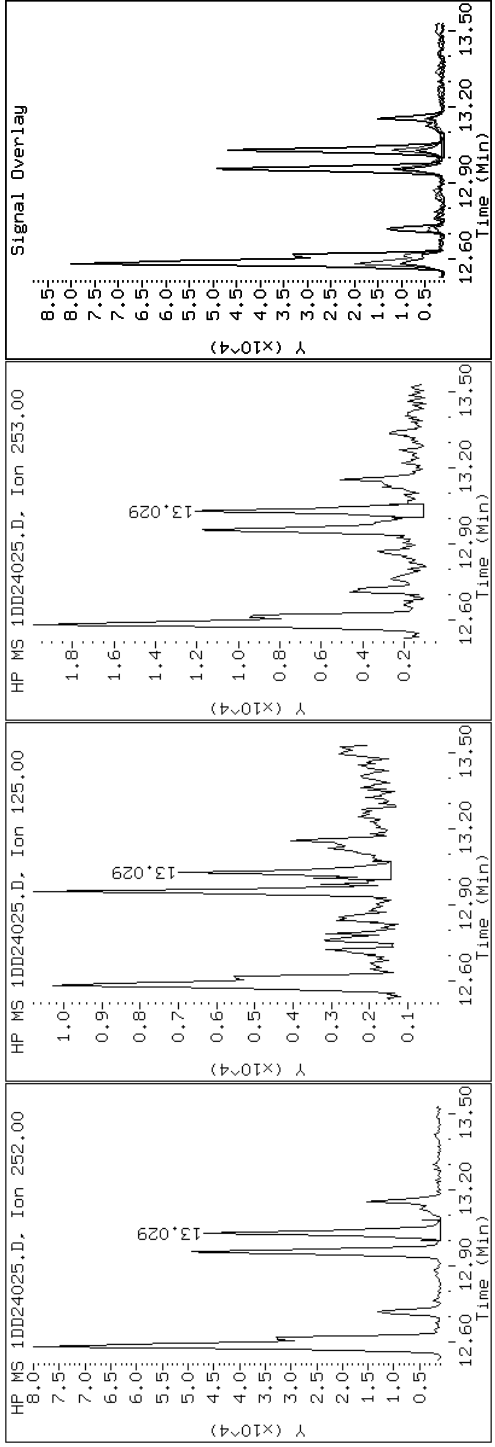
Client ID: CV1197B-CS

Instrument: BSMMSD.i

Sample Info: 680-89513-A-22-A

Operator: SCC

21 Benzo(a)pyrene



Data File: 1DD24025.D

Date: 24-APR-2013 21:03

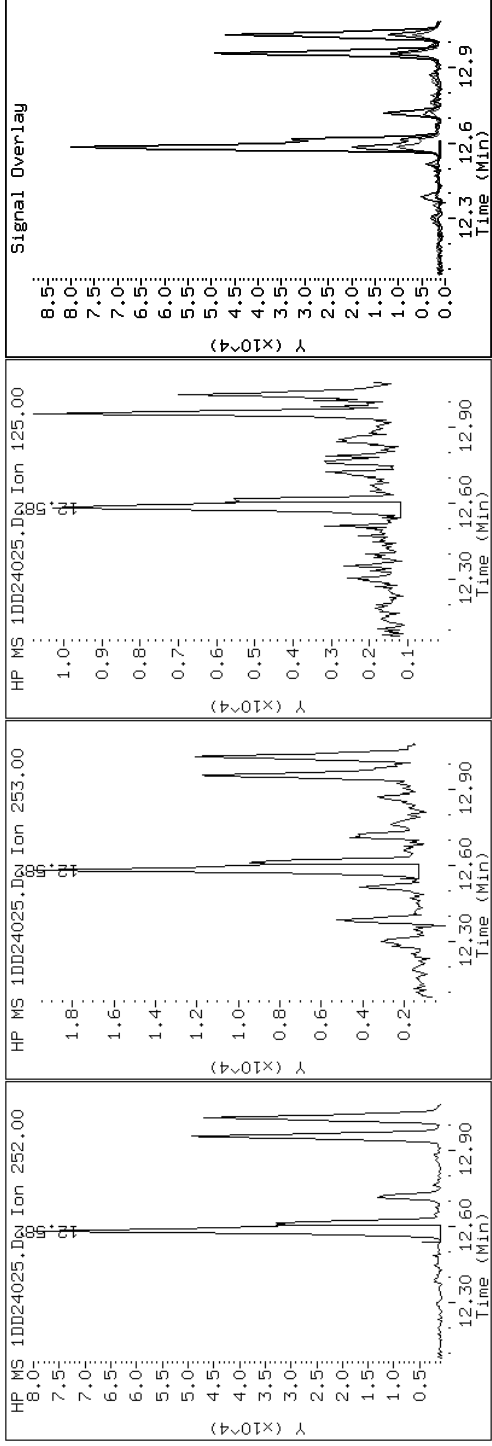
Client ID: CV1197B-CS

Instrument: BSMDS.i

Sample Info: 680-89513-A-22-A

Operator: SCC

19 Benzo(b)fluoranthene



Data File: 1DD24025.D

Date: 24-APR-2013 21:03

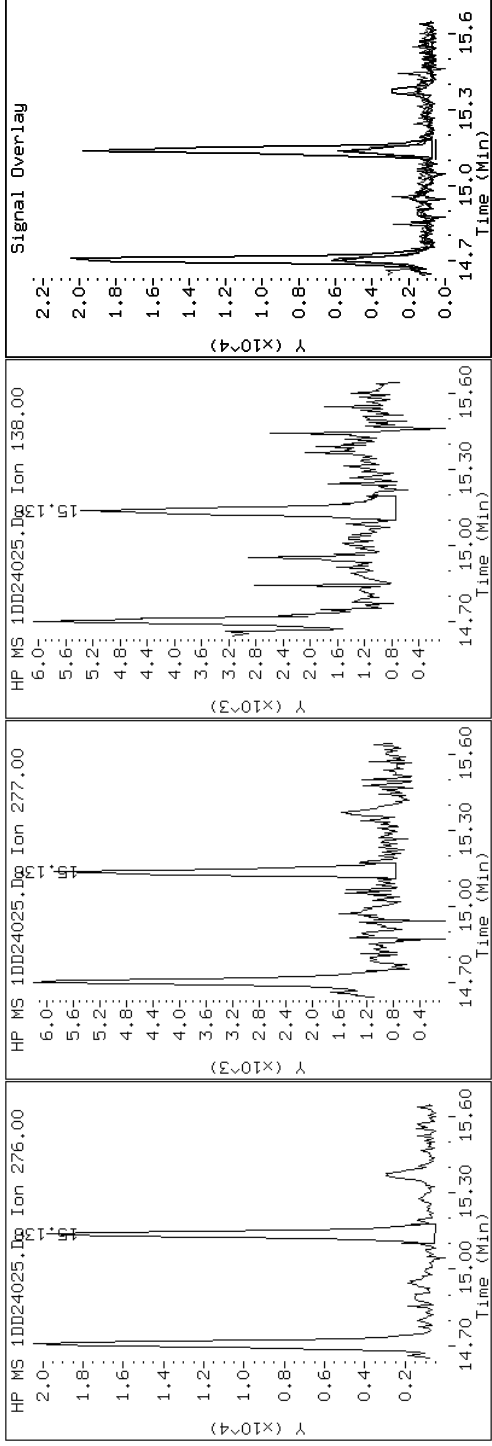
Client ID: CV1197B-CS

Instrument: BSMDS.i

Sample Info: 680-89513-A-22-A

Operator: SCC

25 Benzo(g,h,i)perylene



Data File: 1DD24025.D

Date: 24-APR-2013 21:03

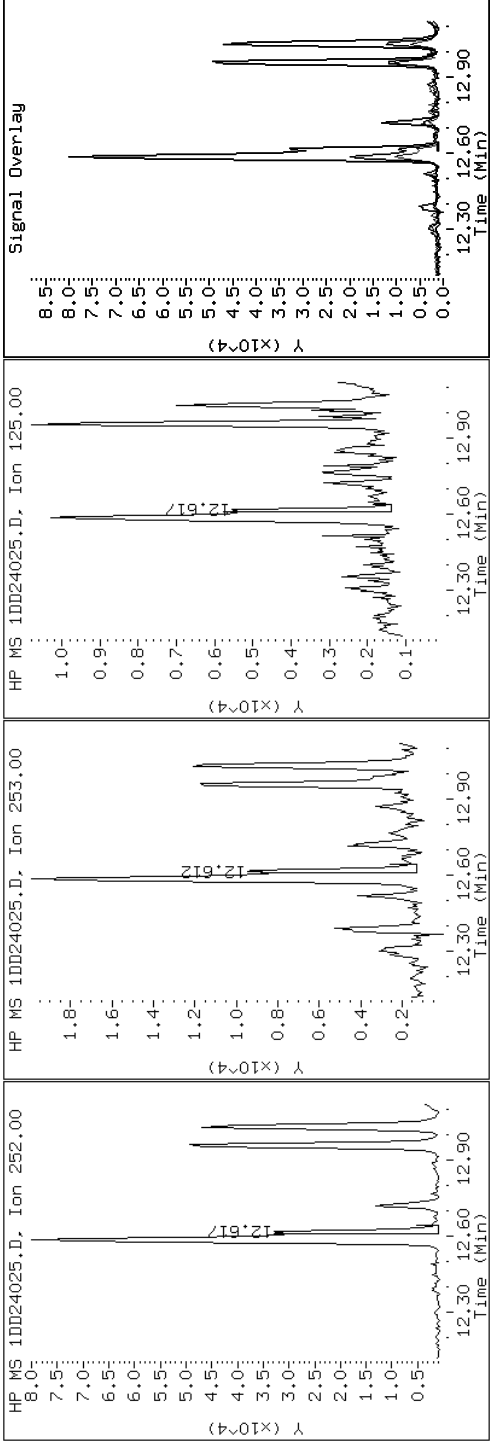
Client ID: CV1197B-CS

Instrument: BSMSD.i

Sample Info: 680-89513-A-22-A

Operator: SCC

20 Benzo(k)fluoranthene



Data File: 1DD24025.D

Date: 24-APR-2013 21:03

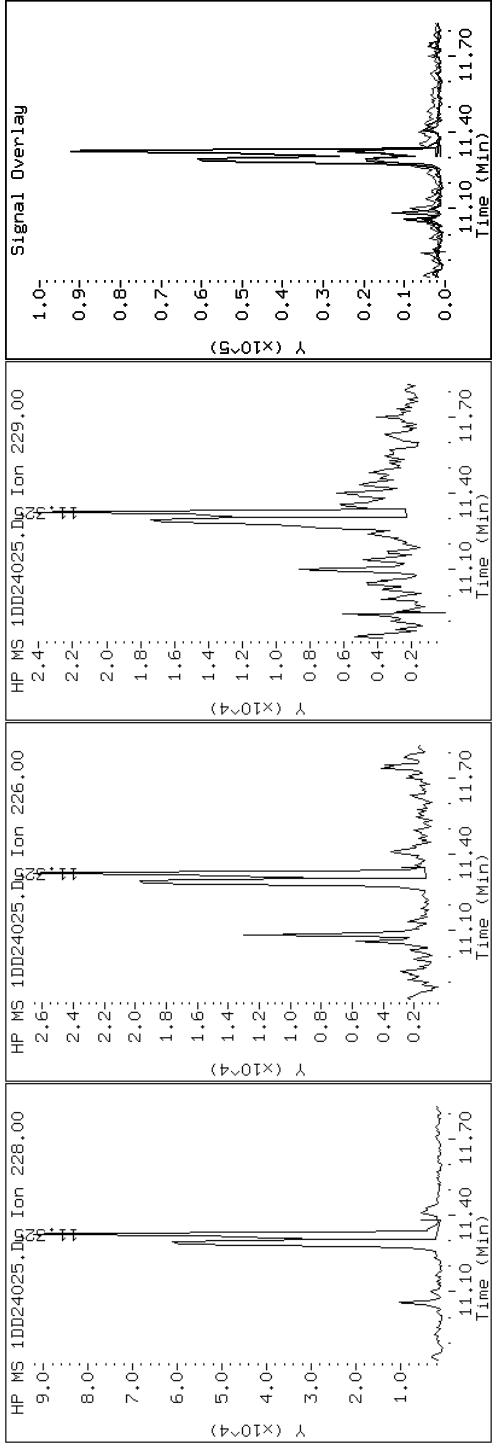
Client ID: CV1197B-CS

Instrument: BSMDS.i

Sample Info: 680-89513-A-22-A

Operator: SCC

18 Chrysene



Data File: 1DD24025.D

Date: 24-APR-2013 21:03

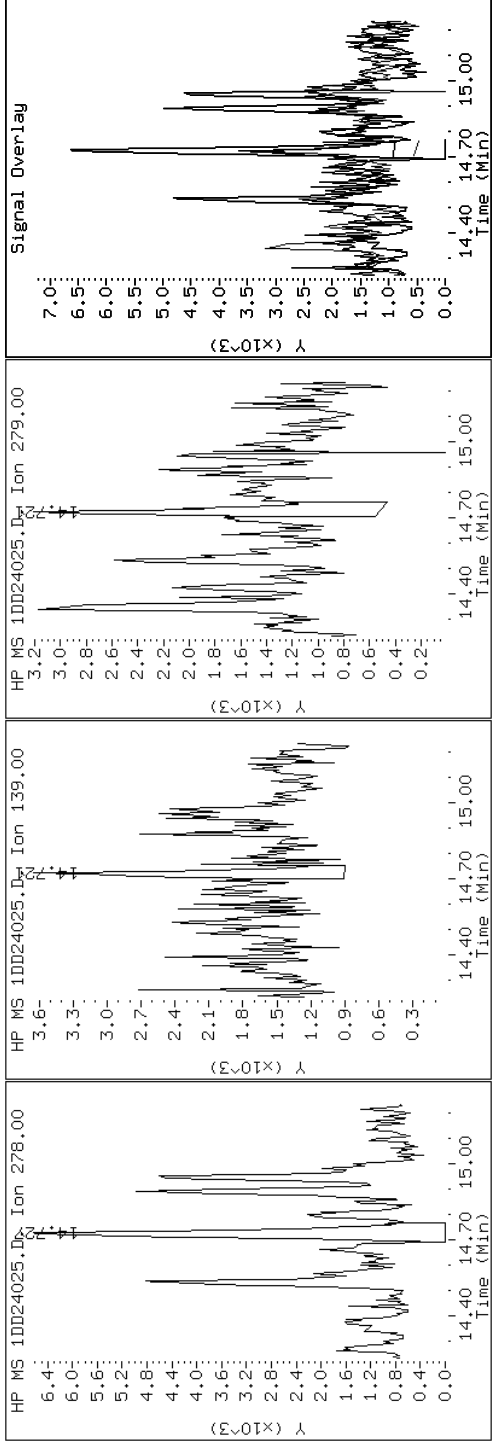
Client ID: CV1197B-CS

Instrument: BSMSD.i

Sample Info: 680-89513-A-22-A

Operator: SCC

24 Dibenzo(a,h)anthracene



Data File: 1DD24025.D

Date: 24-APR-2013 21:03

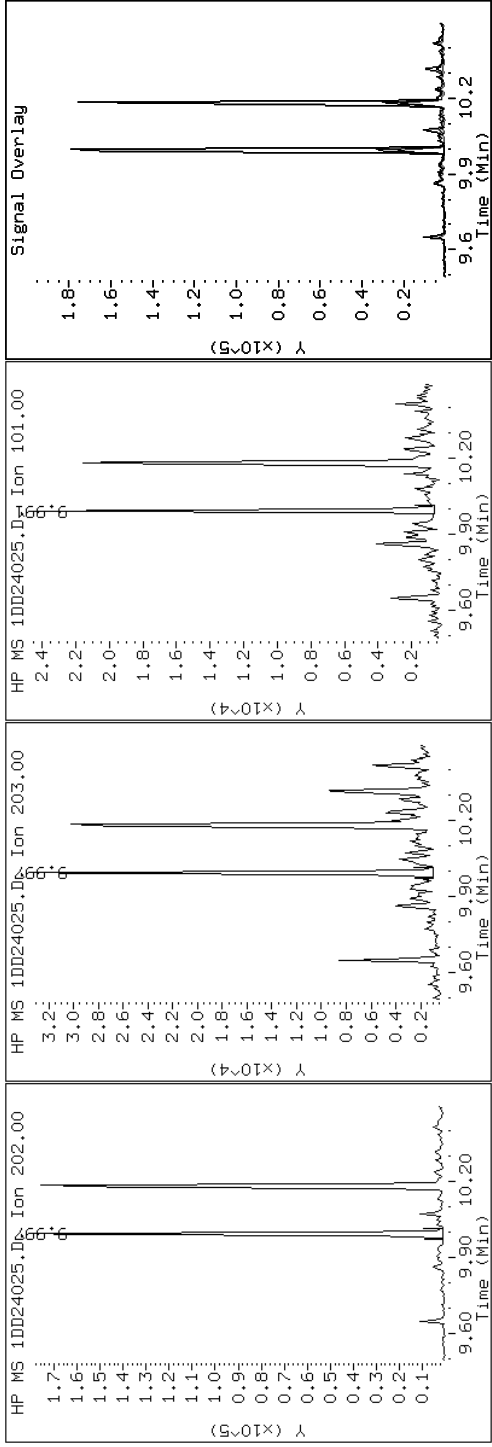
Client ID: CV1197B-CS

Instrument: BSMSD.i

Sample Info: 680-89513-A-22-A

Operator: SCC

14 Fluoranthene



Data File: 1DD24025.D

Date: 24-APR-2013 21:03

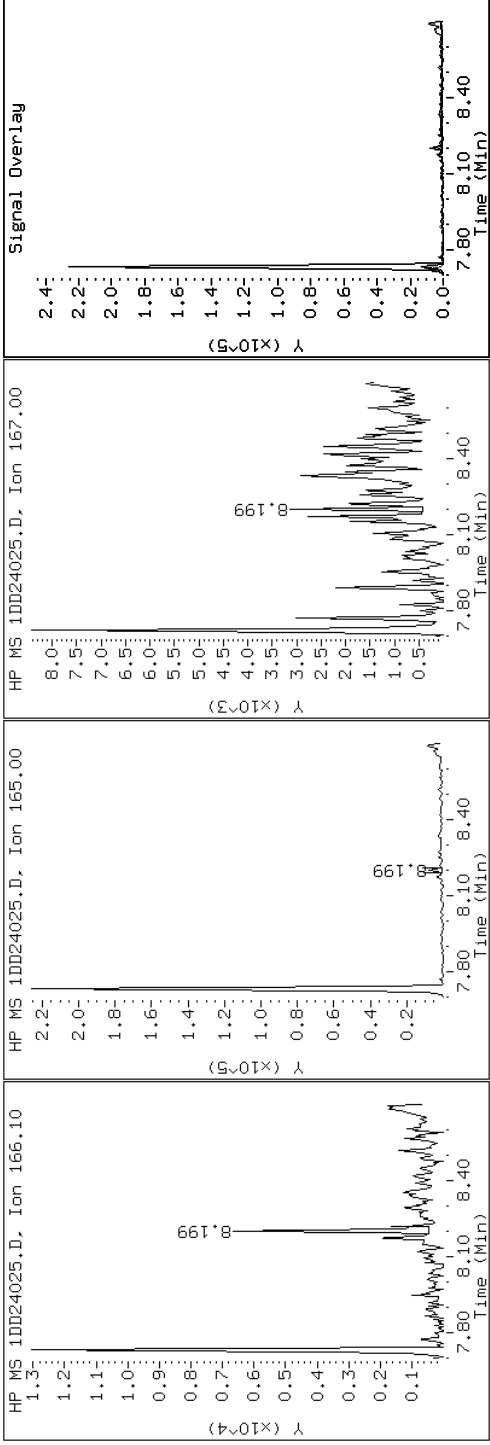
Client ID: CV1197B-CS

Instrument: BSMSD.i

Sample Info: 680-89513-A-22-A

Operator: SCC

8 Fluorene



Data File: 1DD24025.D

Date: 24-APR-2013 21:03

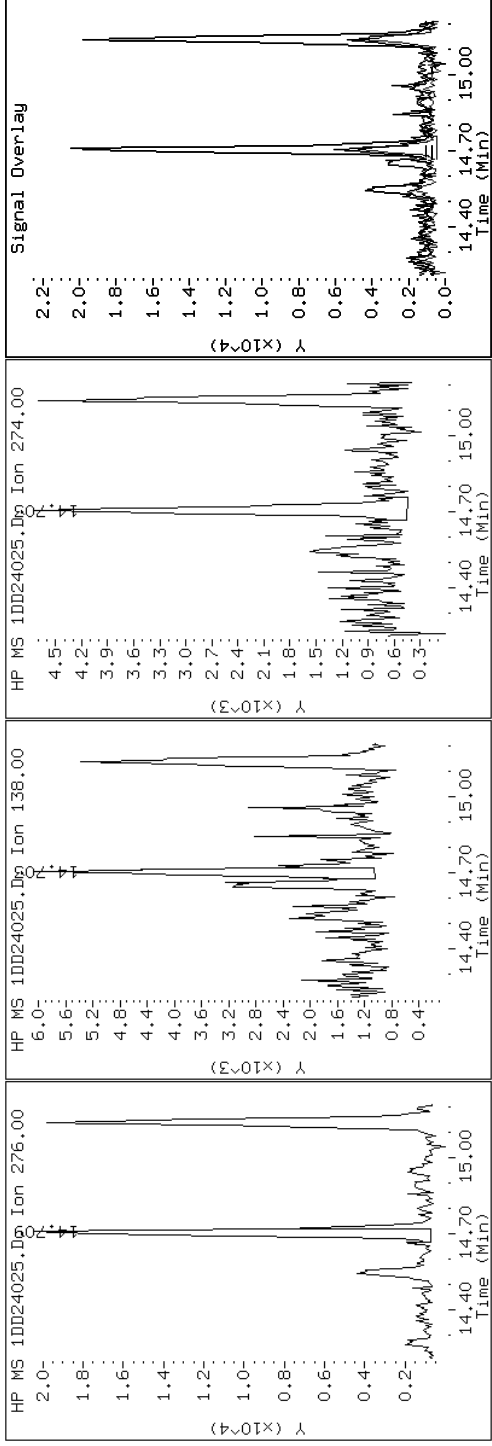
Client ID: CV1197B-CS

Instrument: BSMSD.i

Sample Info: 680-89513-A-22-A

Operator: SCC

23 Indeno(1,2,3-cd)pyrene



Data File: 1DD24025.D

Date: 24-APR-2013 21:03

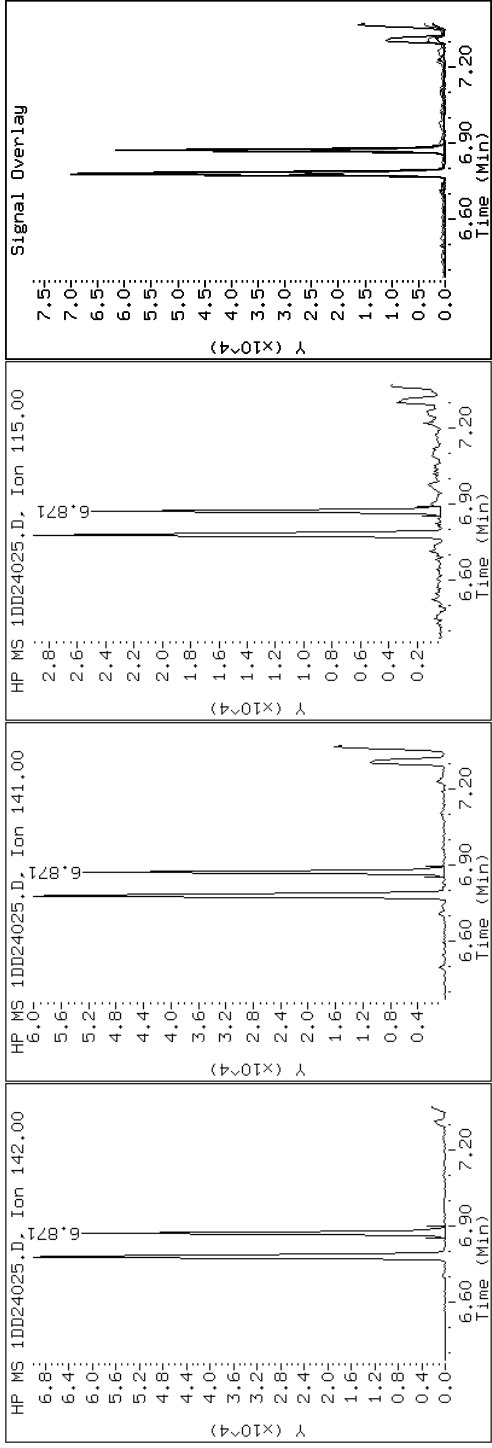
Client ID: CV1197B-CS

Instrument: BSMDS.i

Sample Info: 680-89513-A-22-A

Operator: SCC

4 1-Methylnaphthalene



Data File: 1DD24025.D

Date: 24-APR-2013 21:03

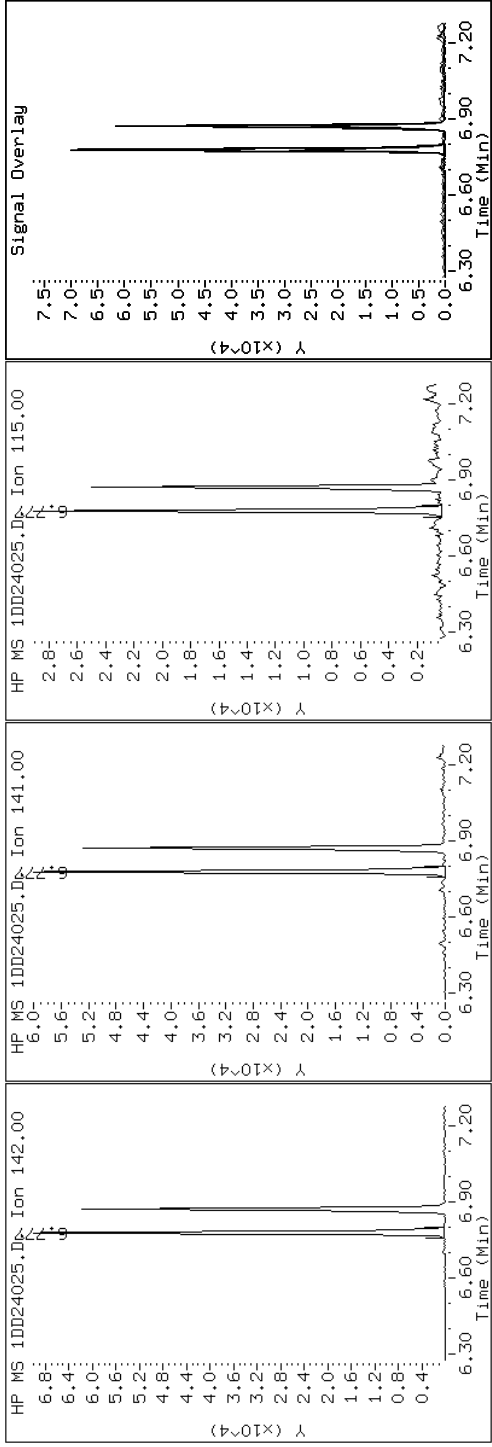
Client ID: CV1197B-CS

Instrument: BSMMSD.i

Sample Info: 680-89513-A-22-A

Operator: SCC

3 2-Methylnaphthalene



Data File: 1DD24025.D

Date: 24-APR-2013 21:03

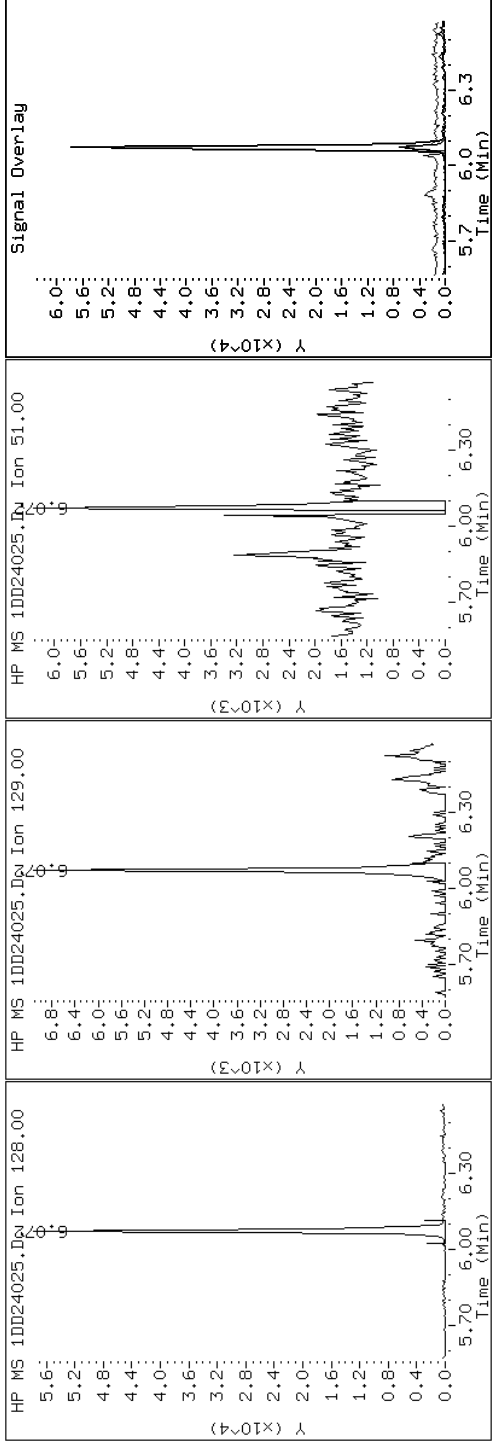
Client ID: CV1197B-CS

Instrument: BSMSD.i

Sample Info: 680-89513-A-22-A

Operator: SCC

2 Naphthalene



Data File: 1DD24025.D

Date: 24-APR-2013 21:03

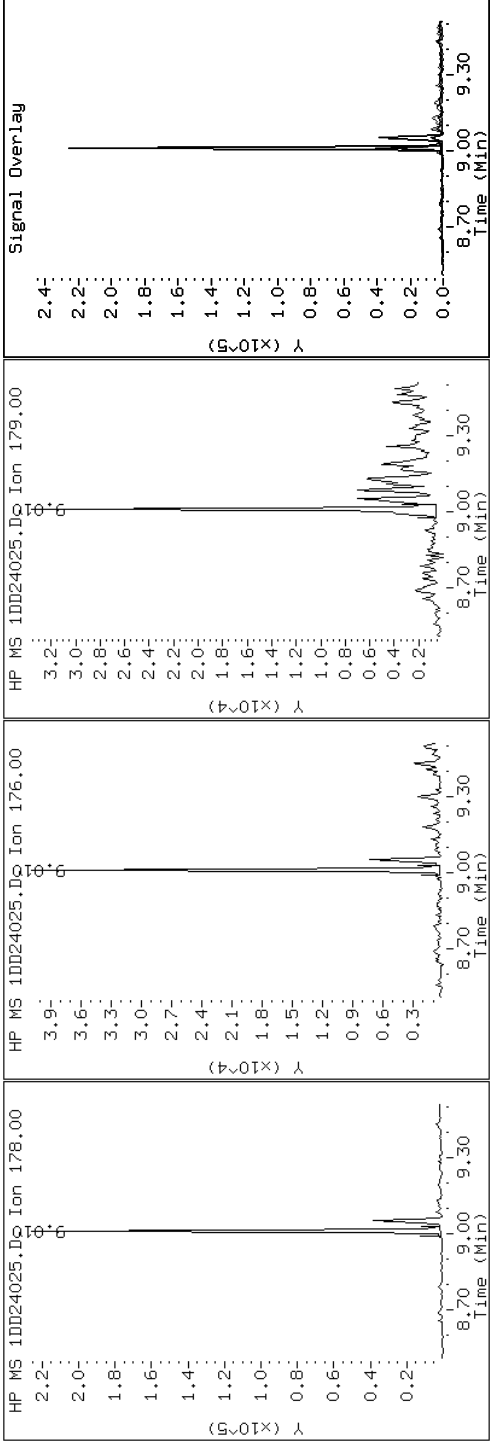
Client ID: CV1197B-CS

Instrument: BSMDS.i

Sample Info: 680-89513-A-22-A

Operator: SCC

10 Phenanthrene



Data File: 1DD24025.D

Date: 24-APR-2013 21:03

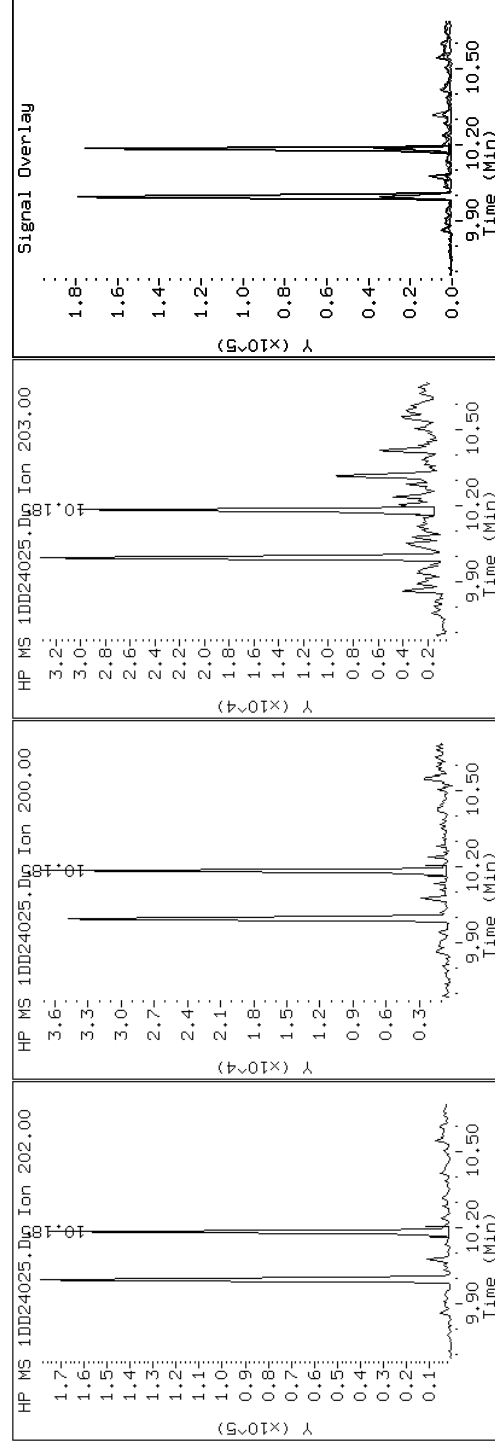
Client ID: CV1197B-CS

Instrument: BSMDS.i

Sample Info: 680-89513-A-22-A

Operator: SCC

15 Pyrene

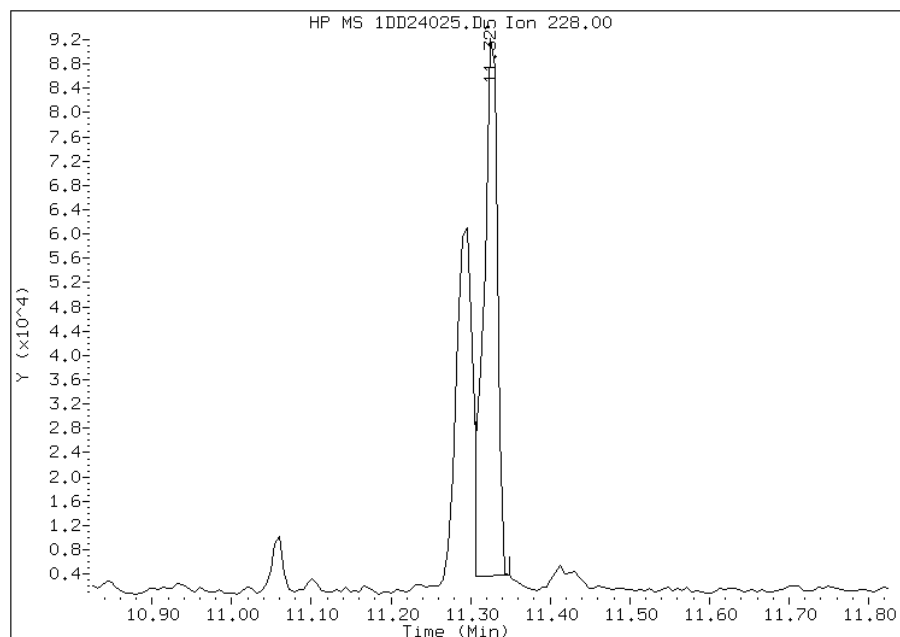


Manual Integration Report

Data File: 1DD24025.D
Inj. Date and Time: 24-APR-2013 21:03
Instrument ID: BSMSD.i
Client ID: CV1197B-CS
Compound: 18 Chrysene
CAS #: 218-01-9
Report Date: 04/25/2013

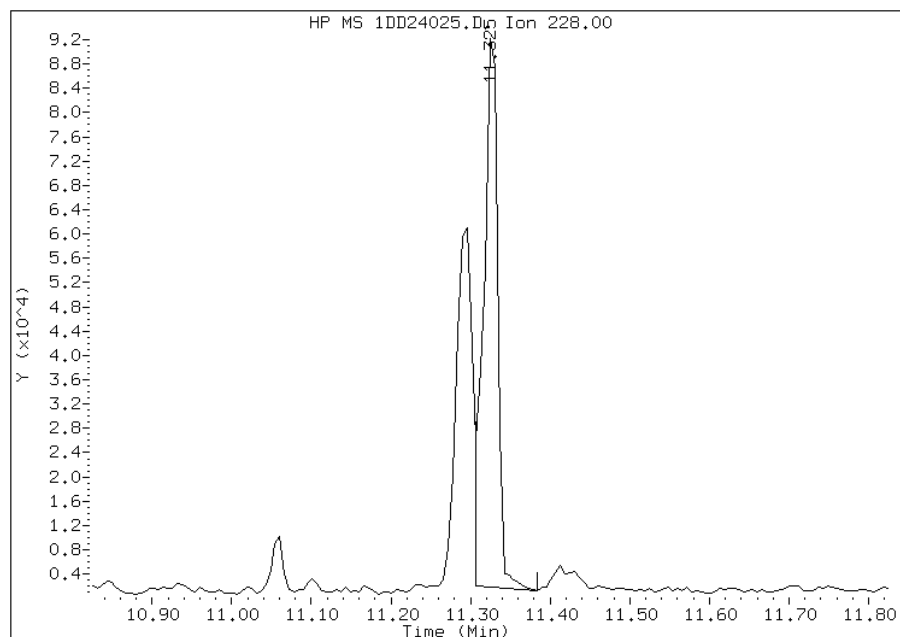
Processing Integration Results

RT: 11.32
Response: 106876
Amount: 2
Conc: 544



Manual Integration Results

RT: 11.32
Response: 113644
Amount: 2
Conc: 579



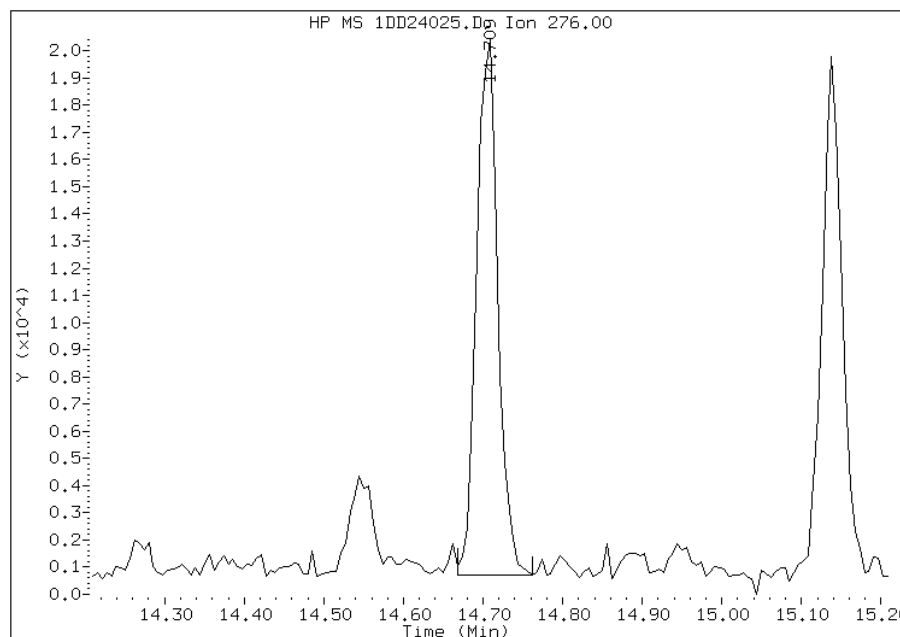
Manually Integrated By: cantins
Modification Date: 25-Apr-2013 13:17
Manual Integration Reason: Baseline Event

Manual Integration Report

Data File: 1DD24025.D
Inj. Date and Time: 24-APR-2013 21:03
Instrument ID: BSMDS.i
Client ID: CV1197B-CS
Compound: 23 Indeno(1,2,3-cd)pyrene
CAS #: 193-39-5
Report Date: 04/25/2013

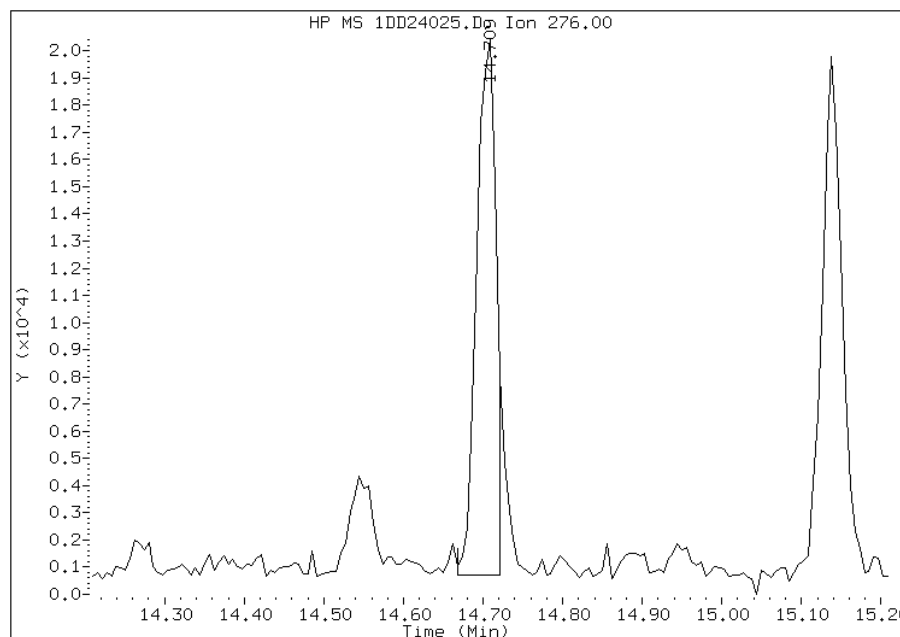
Processing Integration Results

RT: 14.71
Response: 36420
Amount: 1
Conc: 210



Manual Integration Results

RT: 14.71
Response: 33379
Amount: 1
Conc: 193



Manually Integrated By: cantins
Modification Date: 25-Apr-2013 13:18
Manual Integration Reason: Split Peak

FORM I
GC/MS SEMI VOA ORGANICS ANALYSIS DATA SHEET

Lab Name: TestAmerica Tampa Job No.: 680-89513-2
 SDG No.: 68089513-2
 Client Sample ID: CV1321A-CS Lab Sample ID: 680-89513-23
 Matrix: Solid Lab File ID: 1DD25010.D
 Analysis Method: 8270C LL Date Collected: 04/18/2013 12:20
 Extract. Method: 3546 Date Extracted: 04/24/2013 09:50
 Sample wt/vol: 15.10(g) Date Analyzed: 04/25/2013 16:56
 Con. Extract Vol.: 1(mL) Dilution Factor: 4
 Injection Volume: 1(uL) Level: (low/med) Low
 % Moisture: 23.4 GPC Cleanup: (Y/N) N
 Analysis Batch No.: 136899 Units: ug/Kg

CAS NO.	COMPOUND NAME	RESULT	Q	RL	MDL
83-32-9	Acenaphthene	520	U	520	100
208-96-8	Acenaphthylene	38	J	210	26
120-12-7	Anthracene	70		44	22
56-55-3	Benzo[a]anthracene	310		42	20
50-32-8	Benzo[a]pyrene	240	F	54	27
205-99-2	Benzo[b]fluoranthene	450		63	32
191-24-2	Benzo[g,h,i]perylene	220		100	23
207-08-9	Benzo[k]fluoranthene	130		42	19
218-01-9	Chrysene	400	F	47	23
53-70-3	Dibenz(a,h)anthracene	64	J	100	21
206-44-0	Fluoranthene	420		100	21
86-73-7	Fluorene	21	J	100	21
193-39-5	Indeno[1,2,3-cd]pyrene	150		100	37
90-12-0	1-Methylnaphthalene	500		210	23
91-57-6	2-Methylnaphthalene	470		210	37
91-20-3	Naphthalene	270		210	23
85-01-8	Phenanthrene	490	F	42	20
129-00-0	Pyrene	360	F	100	19

CAS NO.	SURROGATE	%REC	Q	LIMITS
84-15-1	o-Terphenyl	48		30-130

TestAmerica Laboratories

Semivolatiles 8270 low level PAH

Data file : \\tam-chemsvr\chem\SM\BSMSD.i\1D042513.b\1DD25010.D
 Lab Smp Id: 680-89513-A-23-A Client Smp ID: CV1321A-CS
 Inj Date : 25-APR-2013 16:56
 Operator : SCC Inst ID: BSMSD.i
 Smp Info : 680-89513-A-23-A
 Misc Info : 680-89513-A-23-A
 Comment :
 Method : \\tam-chemsvr\chem\SM\BSMSD.i\1D042513.b\dFASTPAHi.m
 Meth Date : 25-Apr-2013 12:42 cantins Quant Type: ISTD
 Cal Date : 04-APR-2013 16:04 Cal File: 1DD04013.D
 Als bottle: 10
 Dil Factor: 4.00000
 Integrator: HP RTE Compound Sublist: pah.sub
 Target Version: 4.14
 Processing Host: TAM1000

Concentration Formula:

$$\text{Amt} * \text{DF} * 1/\text{Vi} * \text{Vt}/\text{Ws} * 100/(100 - \text{M}) * \text{A} * \text{B} * \text{C} * \text{D} * \text{GPC} * \text{CpndVariable}$$

Name	Value	Description
DF	4.000	Dilution Factor
Vi	1.000	Injection Volume
Vt	1.000	Final Volume
Ws	15.100	Weight Extracted
M	23.425	% Moisture
A	1000.000	uL to mL conversion
B	1000.000	g to kg conversion
C	0.00100	ng to ug conversion
D	1.000	ug to mg conversion(value = 1 if no conv)
GPC	1.000	GPC FACTOR
Cpnd Variable		Local Compound Variable

Compounds	QUANT	SIG	RT	EXP RT	REL RT	RESPONSE	CONCENTRATIONS	
							ON-COLUMN (ug/l)	FINAL (ug/Kg)
* 1 Naphthalene-d8	136		6.047	6.049	(1.000)	2931721	40.0000	
* 6 Acenaphthene-d10	164		7.733	7.729	(1.000)	1939088	40.0000	
* 9 Phenanthrene-d10	188		8.990	8.992	(1.000)	3339764	40.0000	
\$ 13 o-Terphenyl	230		9.296	9.298	(1.034)	60770	1.20764	420
* 17 Chrysene-d12	240		11.305	11.307	(1.000)	3427983	40.0000	
* 22 Perylene-d12	264		13.132	13.129	(1.000)	3526066	40.0000	
2 Naphthalene	128		6.070	6.072	(1.004)	56444	0.77459	270
3 2-Methylnaphthalene	142		6.775	6.777	(1.120)	63757	1.35539	470
4 1-Methylnaphthalene	142		6.863	6.871	(1.135)	64174	1.44466	500
5 Acenaphthylene	152		7.598	7.600	(0.983)	9099	0.11087	38
8 Fluorene	166		8.197	8.199	(1.060)	3680	0.06134	21(Q)
10 Phenanthrene	178		9.008	9.010	(1.002)	130971	1.42371	490
11 Anthracene	178		9.049	9.051	(1.007)	18571	0.20339	70
12 Carbazole	167		9.190	9.192	(1.022)	12943	0.16071	56

Compounds	QUANT SIG	RT	EXP RT	REL RT	RESPONSE	CONCENTRATIONS	
						ON-COLUMN (ug/l)	FINAL (ug/Kg)
14 Fluoranthene	202	9.989	9.997 (1.111)		115842	1.22371	420
15 Pyrene	202	10.177	10.185 (0.900)		106923	1.03867	360
16 Benzo(a)anthracene	228	11.287	11.284 (0.998)		87594	0.88381	300
18 Chrysene	228	11.323	11.331 (1.002)		107306	1.15470	400
19 Benzo(b)fluoranthene	252	12.574	12.582 (0.957)		114279	1.29742	450
20 Benzo(k)fluoranthene	252	12.604	12.623 (0.960)		33673	0.36288	120
21 Benzo(a)pyrene	252	13.021	13.035 (0.991)		60880	0.68790	240
23 Indeno(1,2,3-cd)pyrene	276	14.695	14.715 (1.119)		40029	0.42417	150(M)
24 Dibenzo(a,h)anthracene	278	14.713	14.744 (1.120)		16486	0.18552	64(H)
25 Benzo(g,h,i)perylene	276	15.136	15.156 (1.153)		56937	0.62661	220(MH)

QC Flag Legend

- Q - Qualifier signal failed the ratio test.
- M - Compound response manually integrated.
- H - Operator selected an alternate compound hit.

Data File: 1DD25010.D

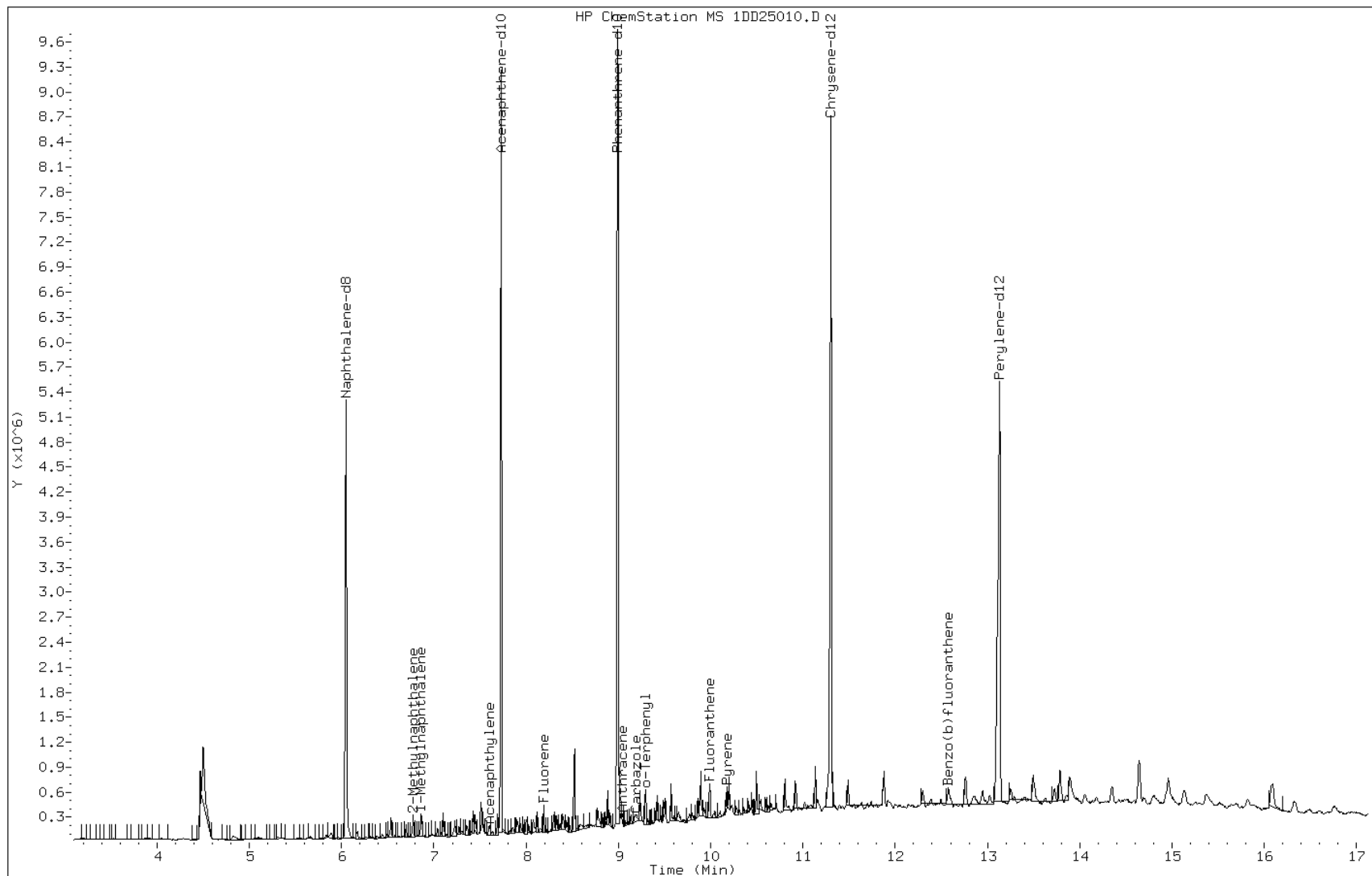
Date: 25-APR-2013 16:56

Client ID: CV1321A-CS

Instrument: BSMSD.i

Sample Info: 680-89513-A-23-A

Operator: SCC



Data File: 1DD25010.D

Date: 25-APR-2013 16:56

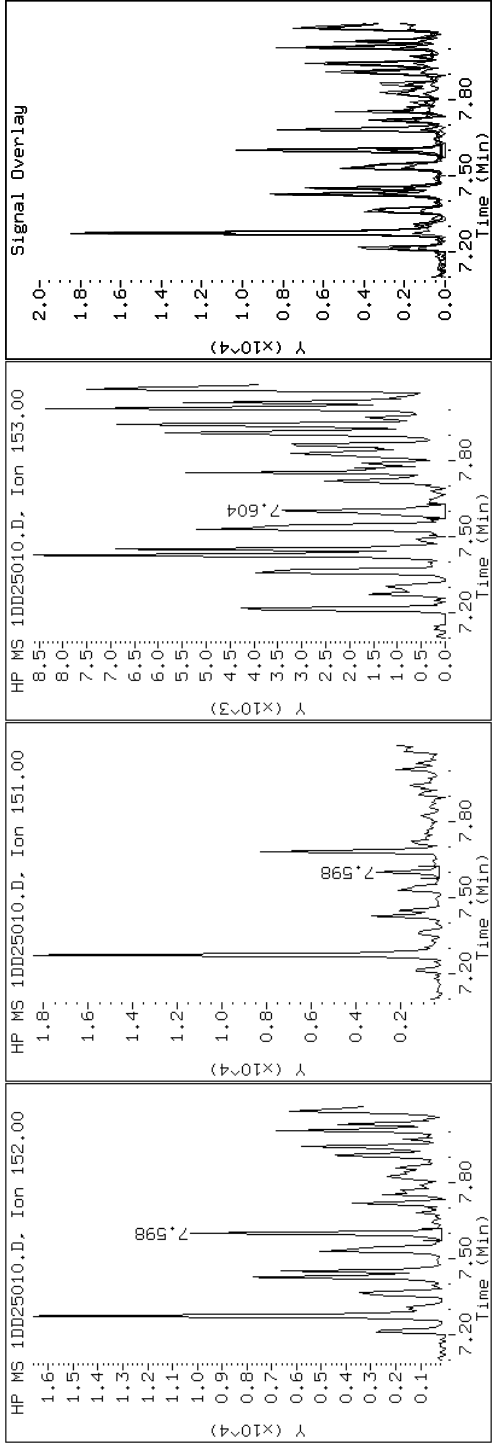
Client ID: CV1321A-CS

Instrument: BSMSD.i

Sample Info: 680-89513-A-23-A

Operator: SCC

5 Acenaphthylene



Data File: 1DD25010.D

Date: 25-APR-2013 16:56

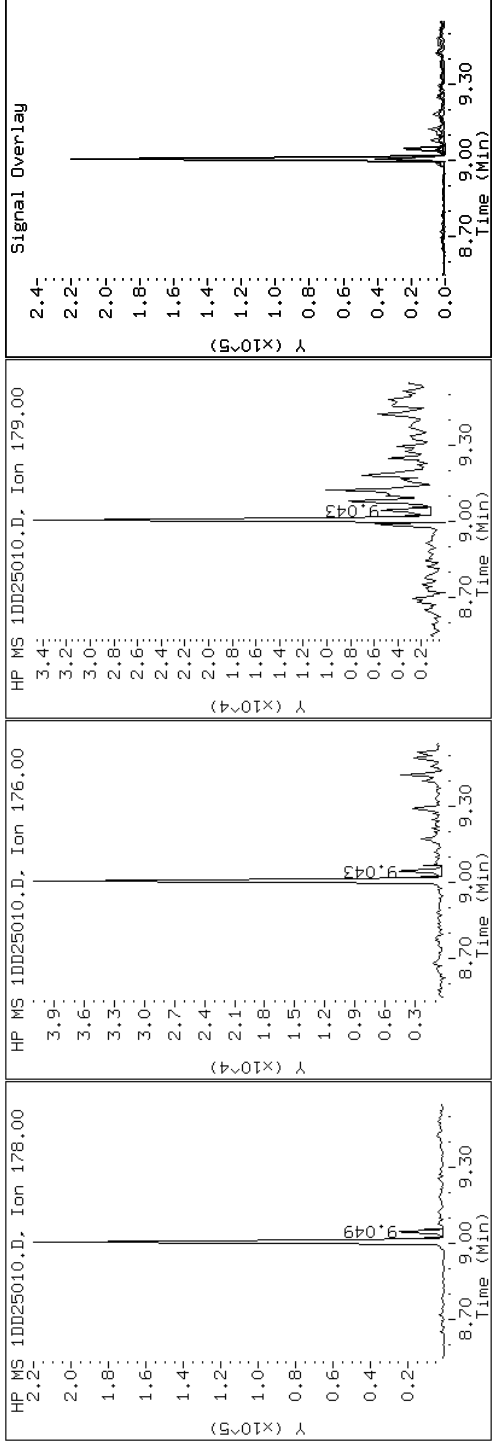
Client ID: CV1321A-CS

Instrument: BSMSD.i

Sample Info: 680-89513-A-23-A

Operator: SCC

11 Anthracene



Data File: 1DD25010.D

Date: 25-APR-2013 16:56

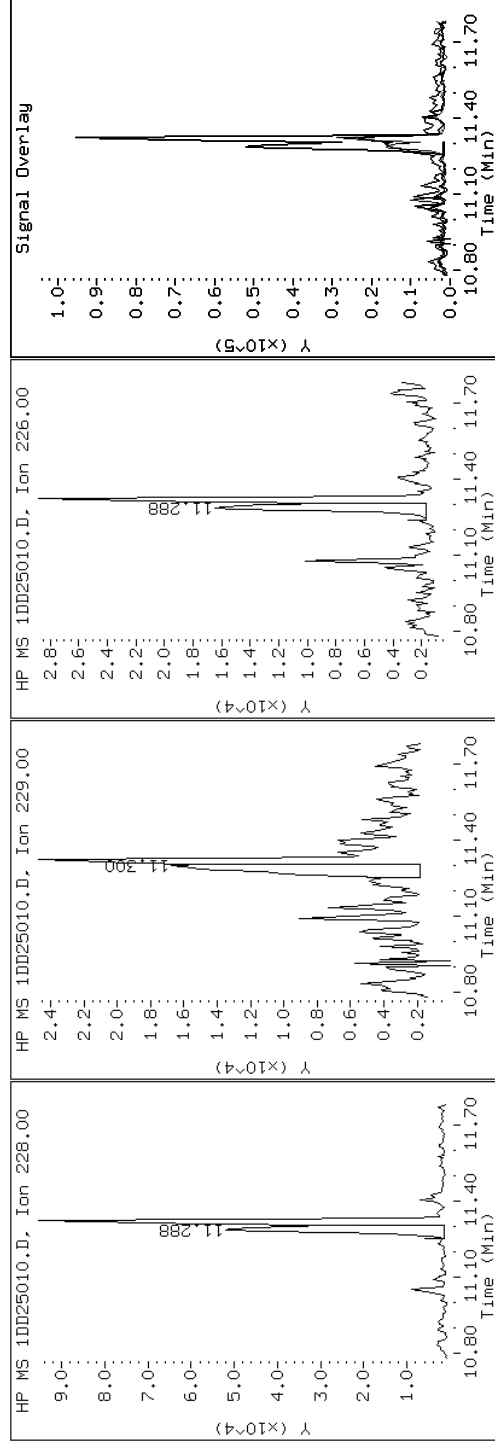
Client ID: CV1321A-CS

Instrument: BSMDS.i

Sample Info: 680-89513-A-23-A

Operator: SCC

16 Benzo(a)anthracene



Data File: 1DD25010.D

Date: 25-APR-2013 16:56

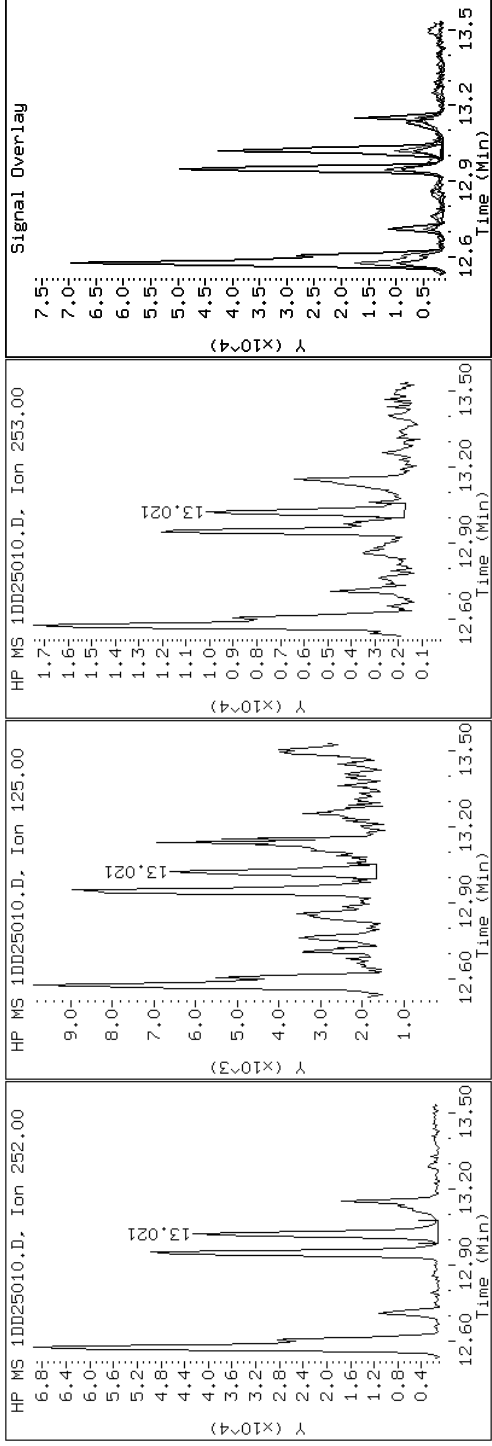
Client ID: CV1321A-CS

Instrument: BSMDS.i

Sample Info: 680-89513-A-23-A

Operator: SCC

21 Benzo(a)pyrene



Data File: 1DD25010.D

Date: 25-APR-2013 16:56

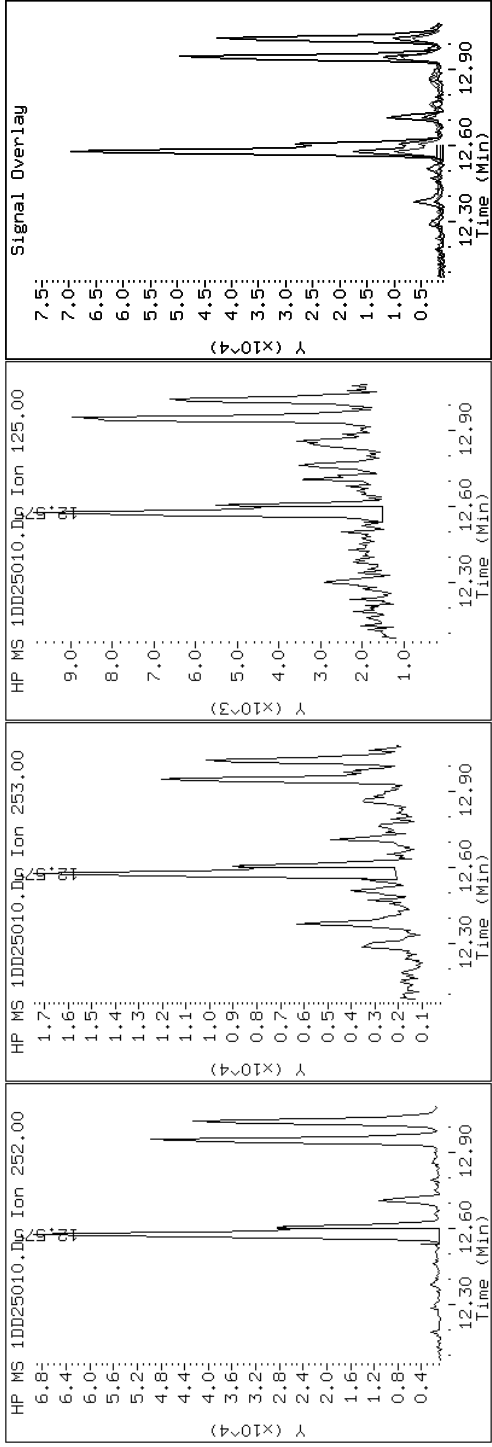
Client ID: CV1321A-CS

Instrument: BSMSD.i

Sample Info: 680-89513-A-23-A

Operator: SCC

19 Benzo(b)fluoranthene



Data File: 1DD25010.D

Date: 25-APR-2013 16:56

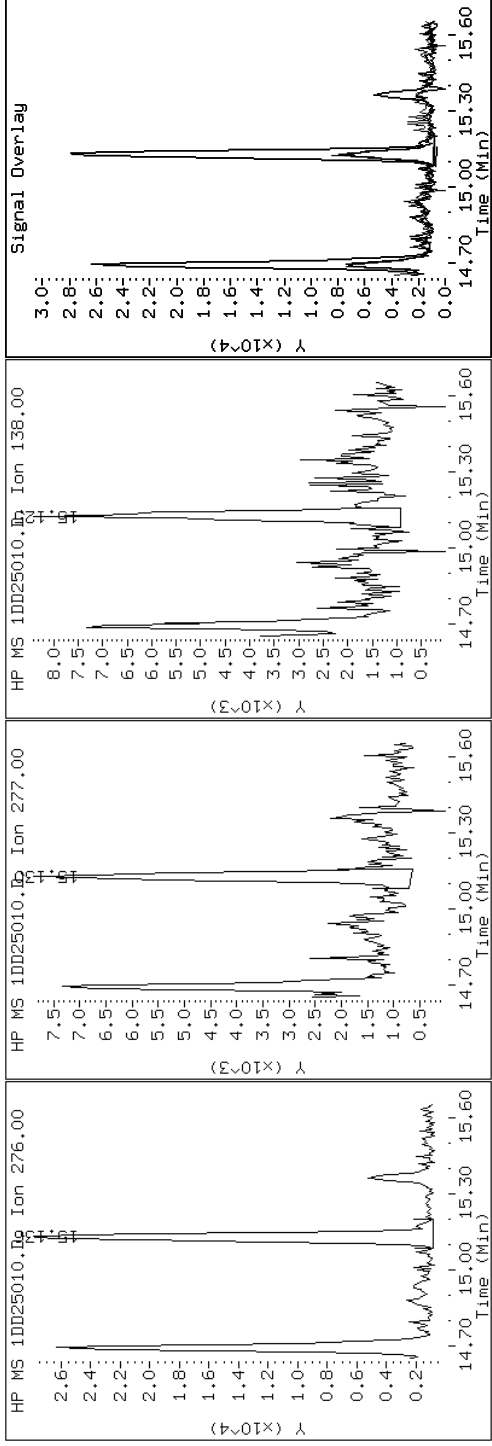
Client ID: CV1321A-CS

Instrument: BSMDS.i

Sample Info: 680-89513-A-23-A

Operator: SCC

25 Benzo(g,h,i)perylene



Data File: 1DD25010.D

Date: 25-APR-2013 16:56

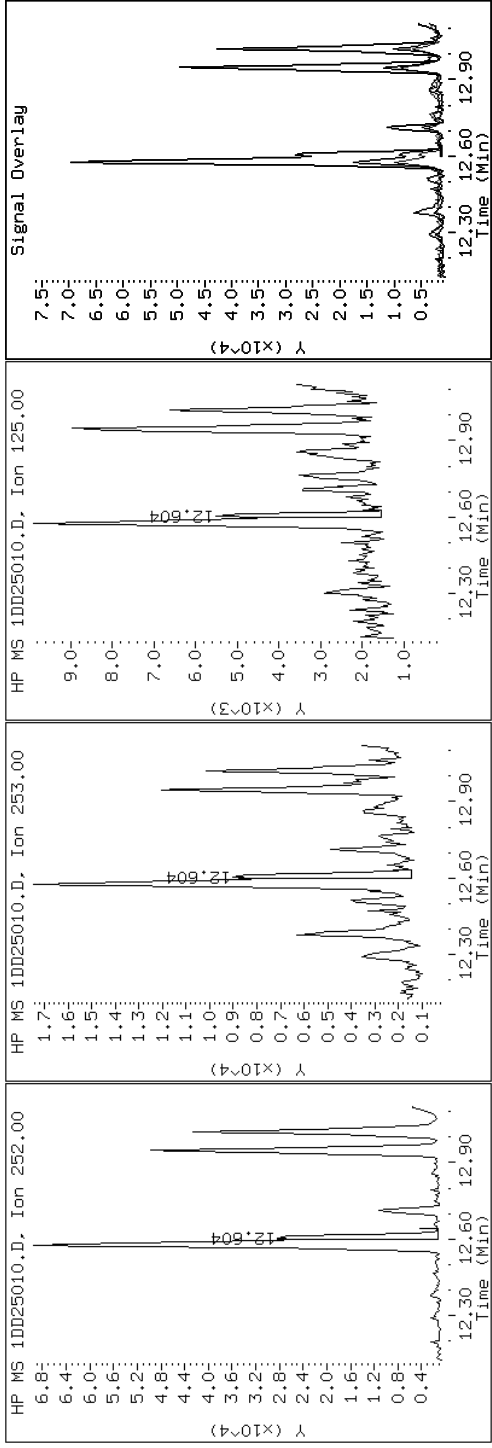
Client ID: CV1321A-CS

Instrument: BSMSD.i

Sample Info: 680-89513-A-23-A

Operator: SCC

20 Benzo(k)fluoranthene



Data File: 1DD25010.D

Date: 25-APR-2013 16:56

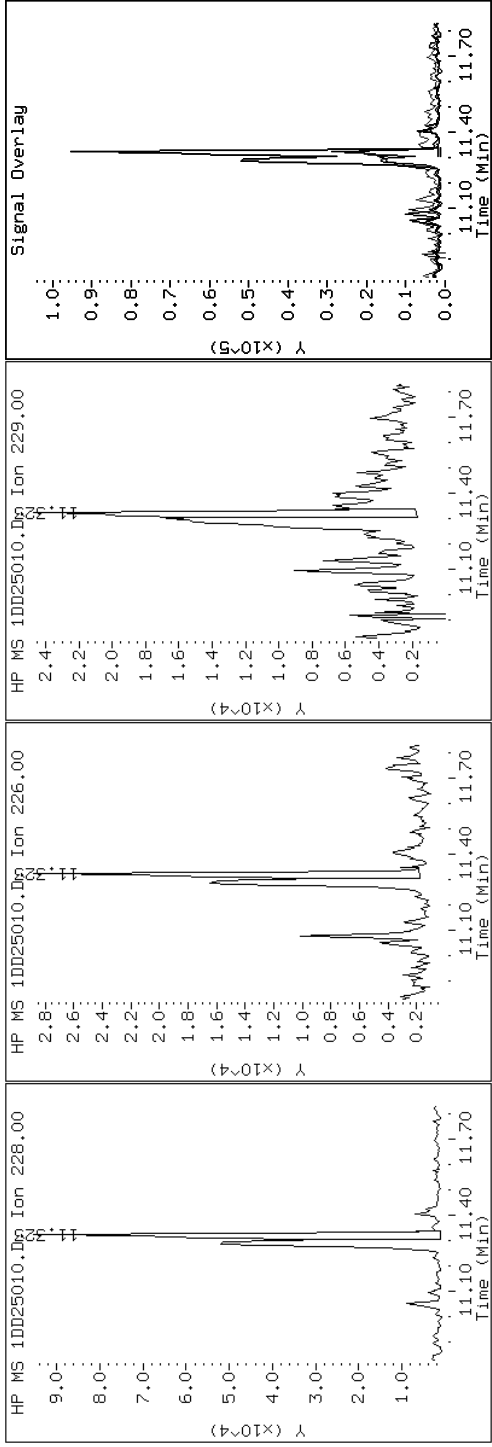
Client ID: CV1321A-CS

Instrument: BSMSD.i

Sample Info: 680-89513-A-23-A

Operator: SCC

18 Chrysene



Data File: 1DD25010.D

Date: 25-APR-2013 16:56

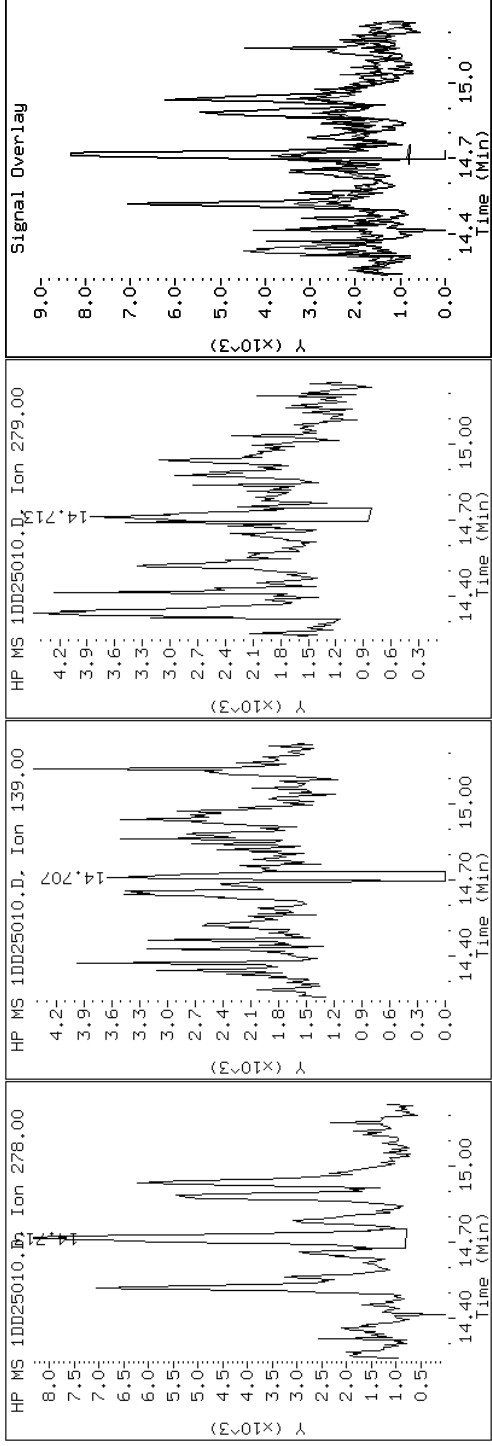
Client ID: CV1321A-CS

Instrument: BSMSD.i

Sample Info: 680-89513-A-23-A

Operator: SCC

24 Dibenzo(a,h)anthracene



Data File: 1DD25010.D

Date: 25-APR-2013 16:56

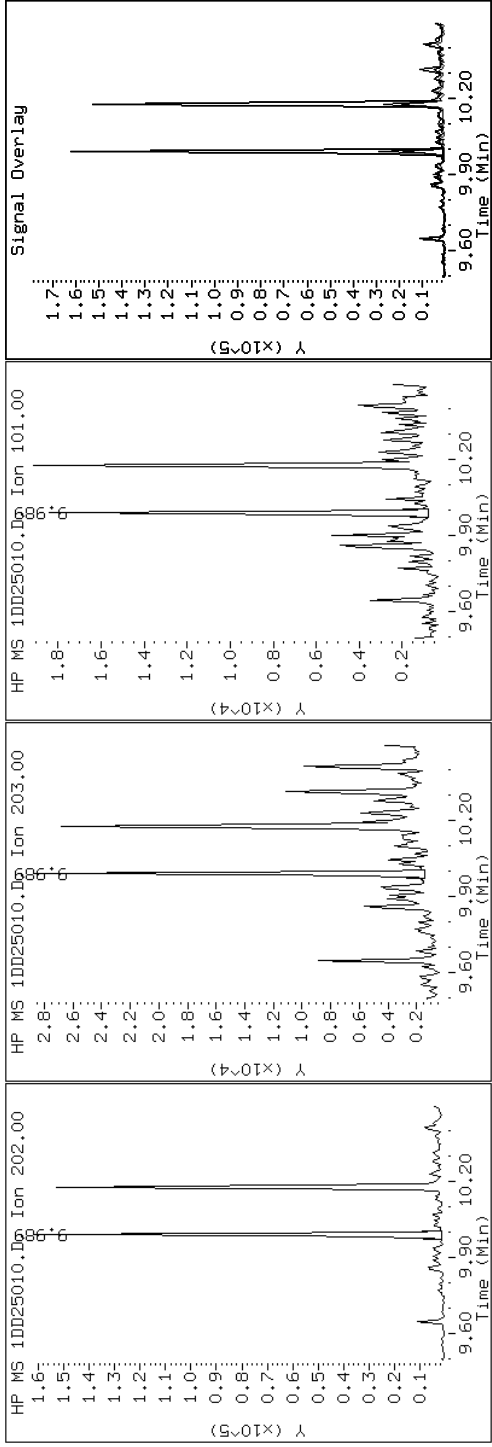
Client ID: CV1321A-CS

Instrument: BSMDS.i

Sample Info: 680-89513-A-23-A

Operator: SCC

14 Fluoranthene



Data File: 1DD25010.D

Date: 25-APR-2013 16:56

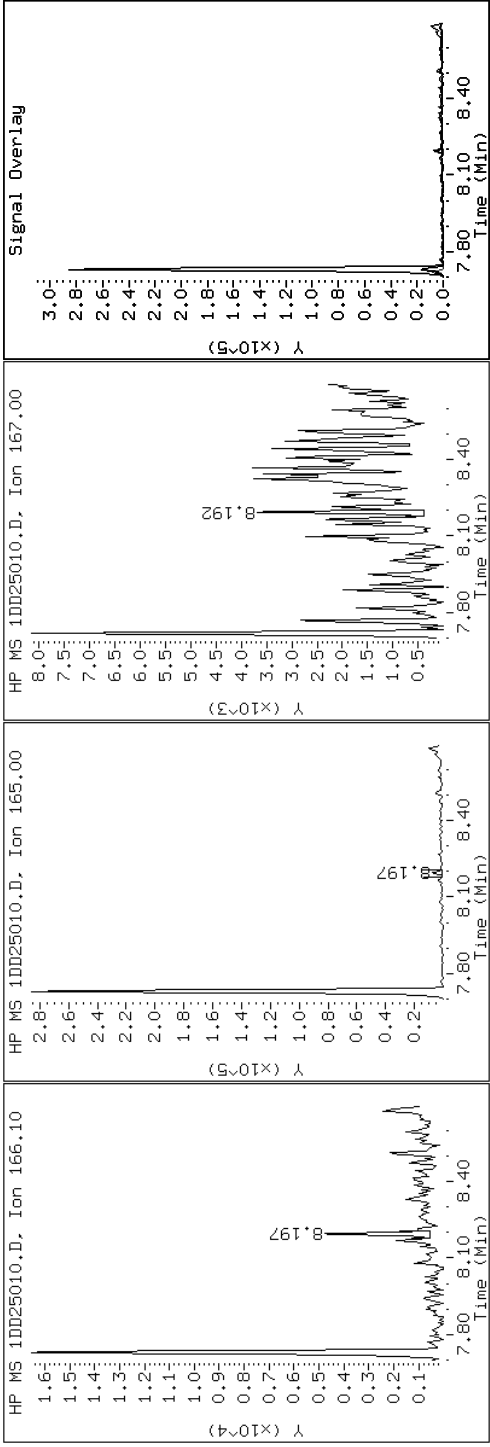
Client ID: CVI321A-CS

Instrument: BSMSD.i

Sample Info: 680-89513-A-23-A

Operator: SCC

8 Fluorene



Data File: 1DD25010.D

Date: 25-APR-2013 16:56

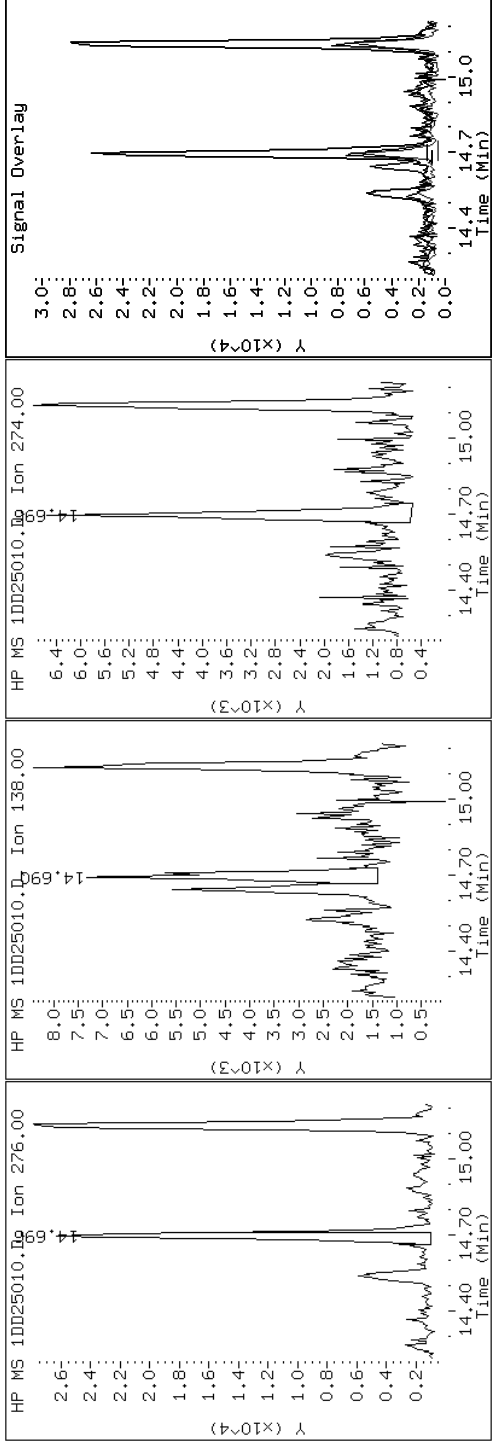
Client ID: CVI321A-CS

Instrument: BSMMSD.i

Sample Info: 680-89513-A-23-A

Operator: SCC

23 Indeno(1,2,3-cd)pyrene



Data File: 1DD25010.D

Date: 25-APR-2013 16:56

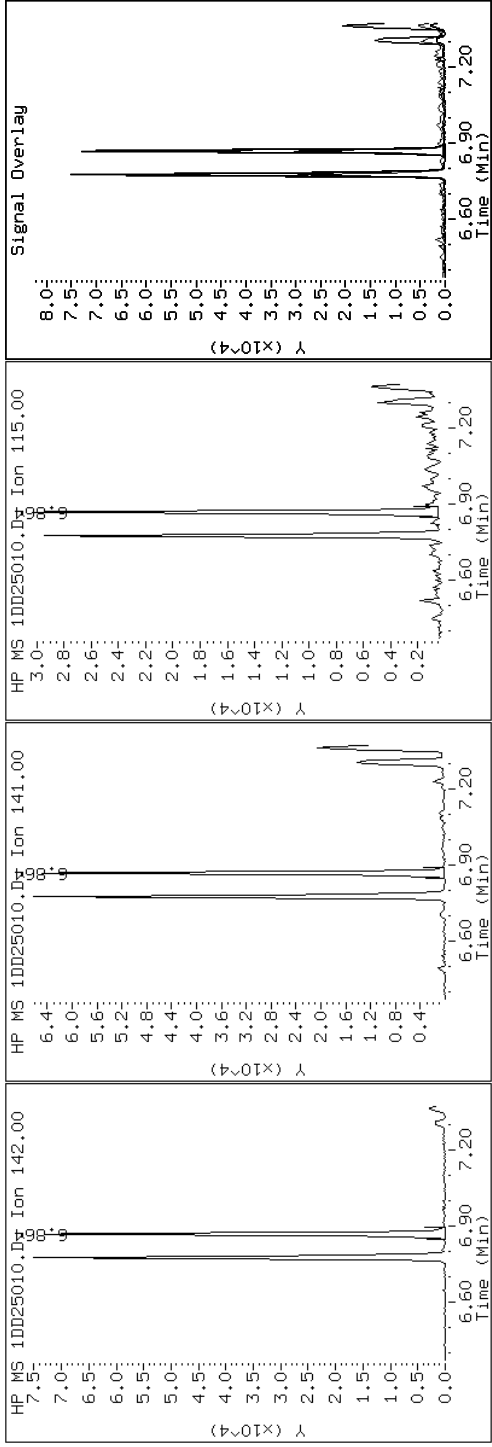
Client ID: CV1321A-CS

Instrument: BSMSD.i

Sample Info: 680-89513-A-23-A

Operator: SCC

4 1-Methylnaphthalene



Data File: 1DD25010.D

Date: 25-APR-2013 16:56

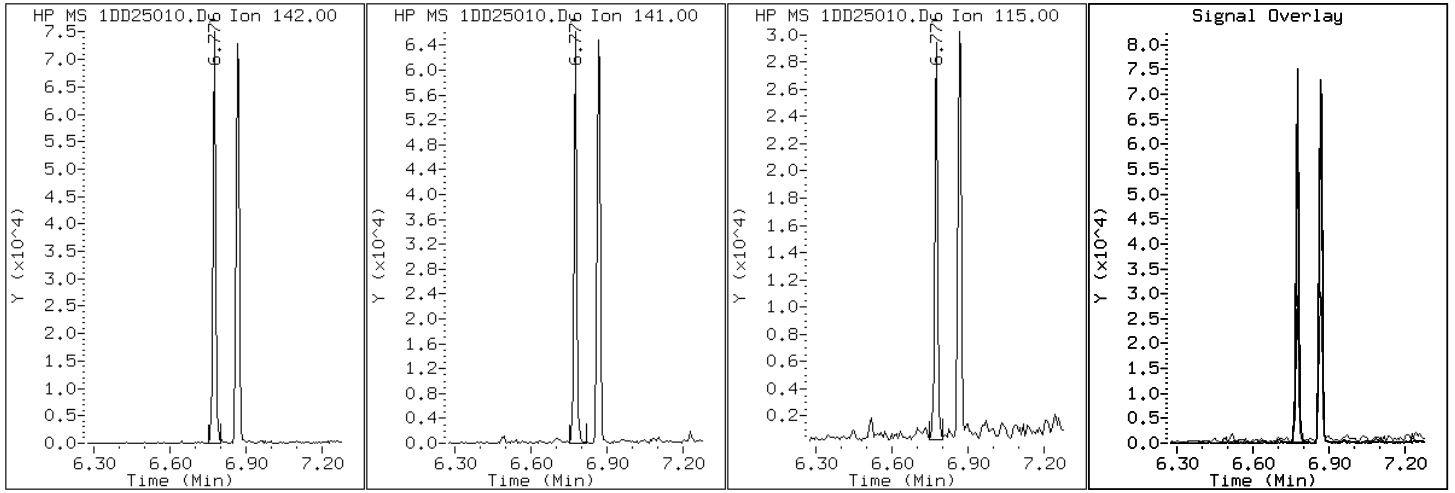
Client ID: CV1321A-CS

Instrument: BSMSD.i

Sample Info: 680-89513-A-23-A

Operator: SCC

3 2-Methylnaphthalene



Data File: 1DD25010.D

Date: 25-APR-2013 16:56

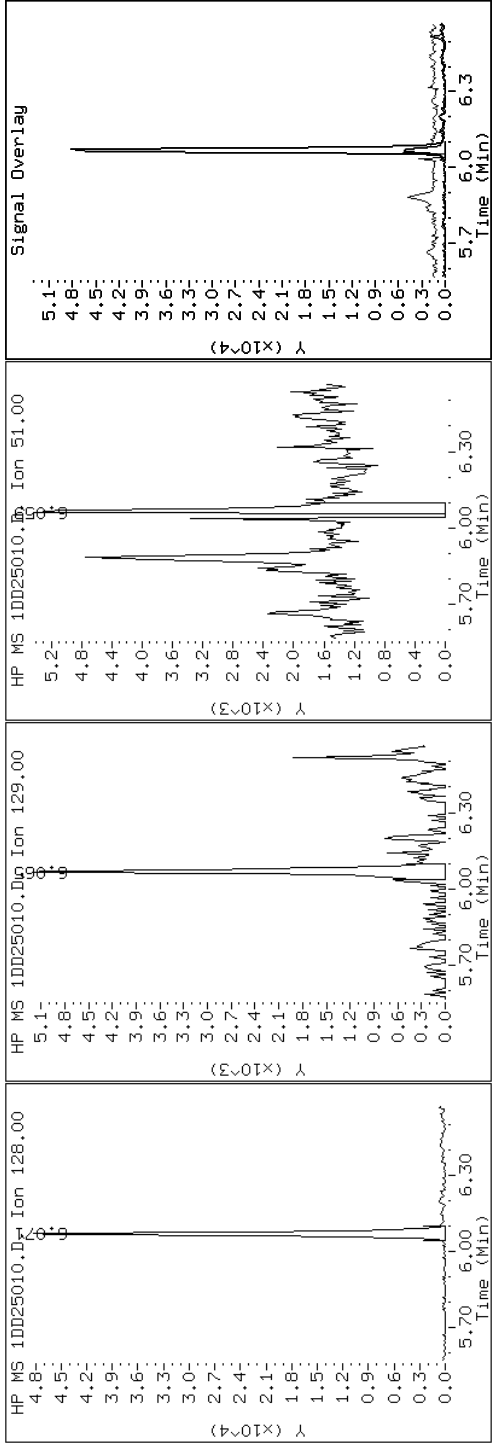
Client ID: CV1321A-CS

Instrument: BSMSD.i

Sample Info: 680-89513-A-23-A

Operator: SCC

2 Naphthalene



Data File: 1DD25010.D

Date: 25-APR-2013 16:56

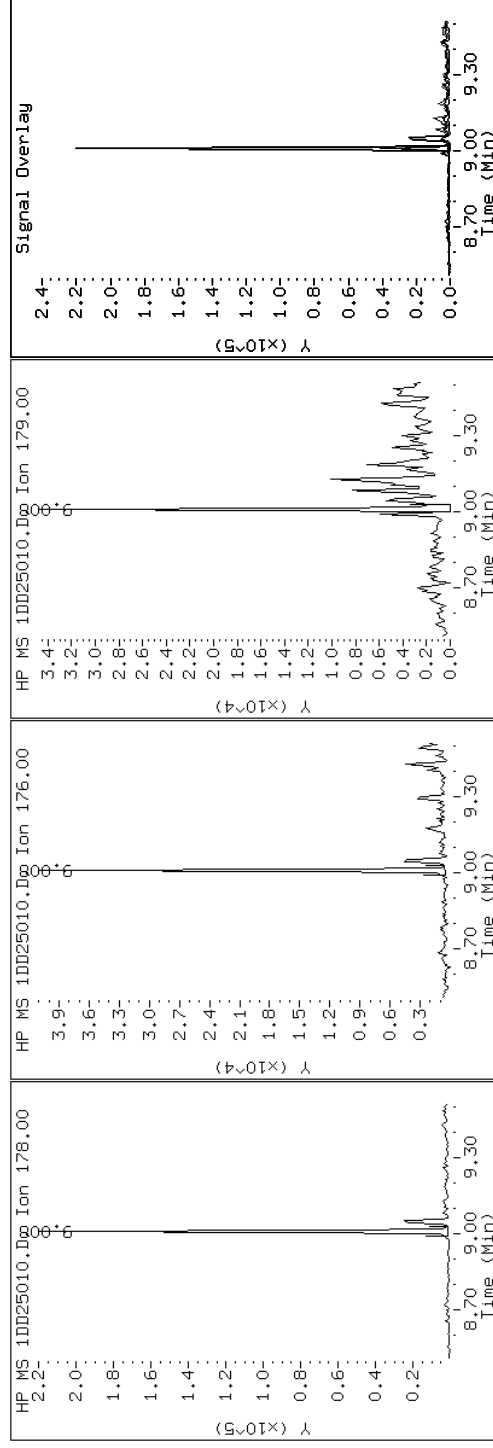
Client ID: CV1321A-CS

Instrument: BSMSD.i

Sample Info: 680-89513-A-23-A

Operator: SCC

10 Phenanthrene



Data File: 1DD25010.D

Date: 25-APR-2013 16:56

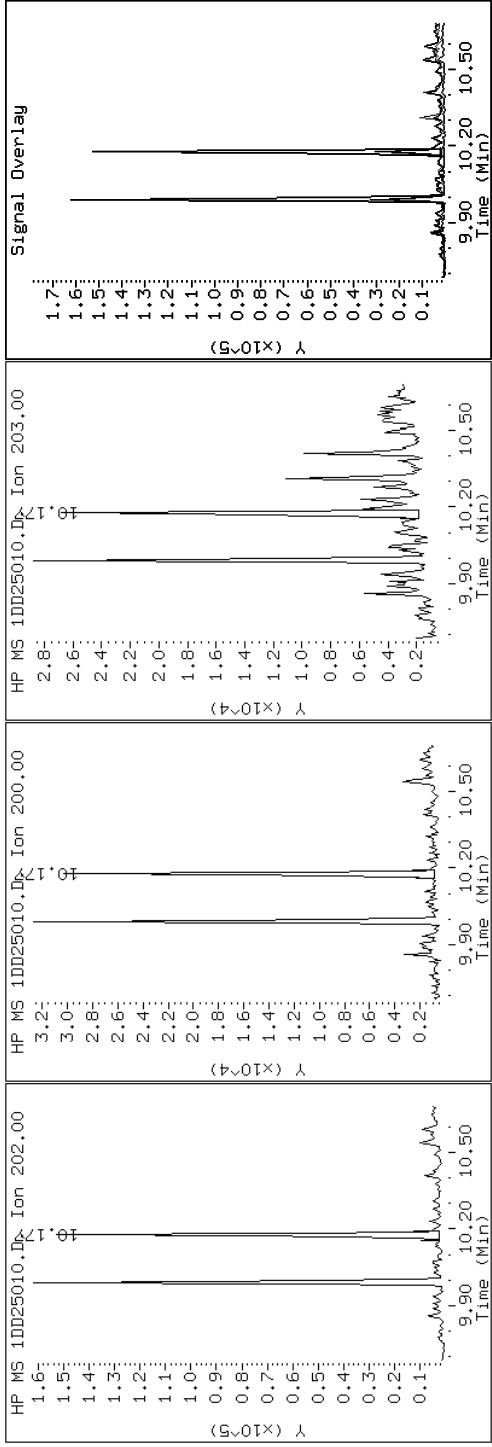
Client ID: CV1321A-CS

Instrument: BSMDS.i

Sample Info: 680-89513-A-23-A

Operator: SCC

15 Pyrene

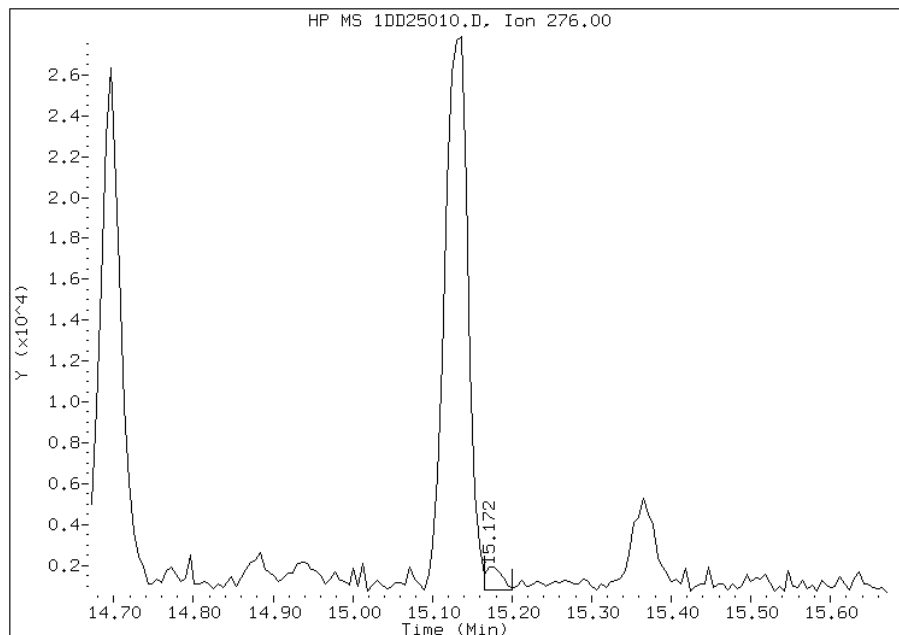


Manual Integration Report

Data File: 1DD25010.D
Inj. Date and Time: 25-APR-2013 16:56
Instrument ID: BSMSD.i
Client ID: CV1321A-CS
Compound: 25 Benzo(g,h,i)perylene
CAS #: 191-24-2
Report Date: 04/26/2013

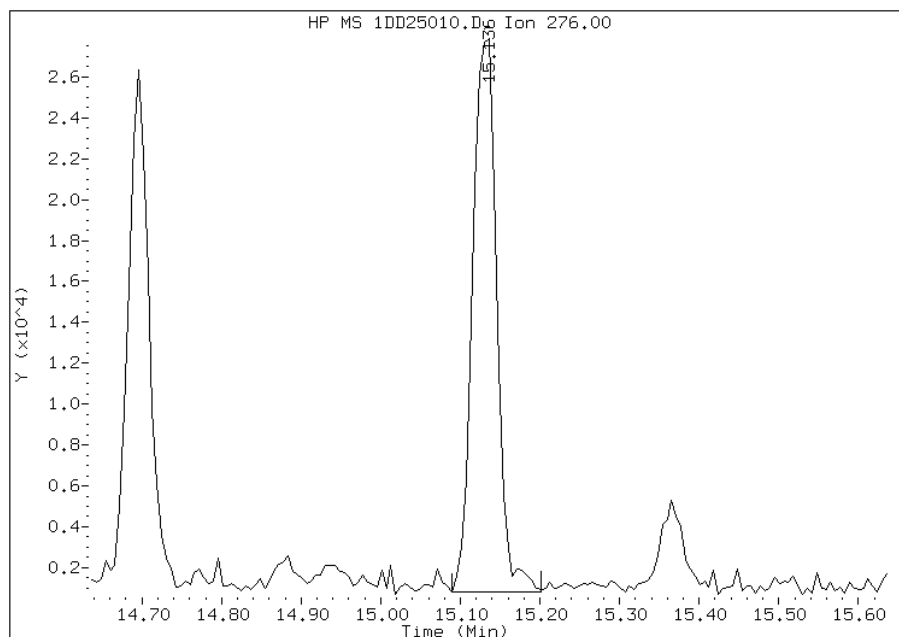
Processing Integration Results

RT: 15.17
Response: 1668
Amount: 0
Conc: 6



Manual Integration Results

RT: 15.14
Response: 56937
Amount: 1
Conc: 217



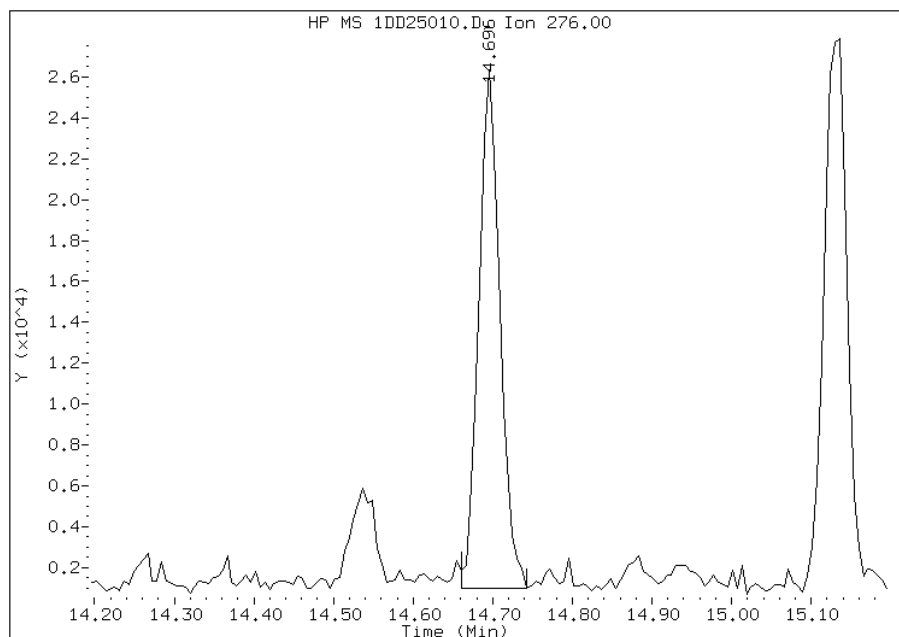
Manually Integrated By: cantins
Modification Date: 26-Apr-2013 15:52
Manual Integration Reason: Baseline Event

Manual Integration Report

Data File: 1DD25010.D
Inj. Date and Time: 25-APR-2013 16:56
Instrument ID: BSMSD.i
Client ID: CV1321A-CS
Compound: 23 Indeno(1,2,3-cd)pyrene
CAS #: 193-39-5
Report Date: 04/26/2013

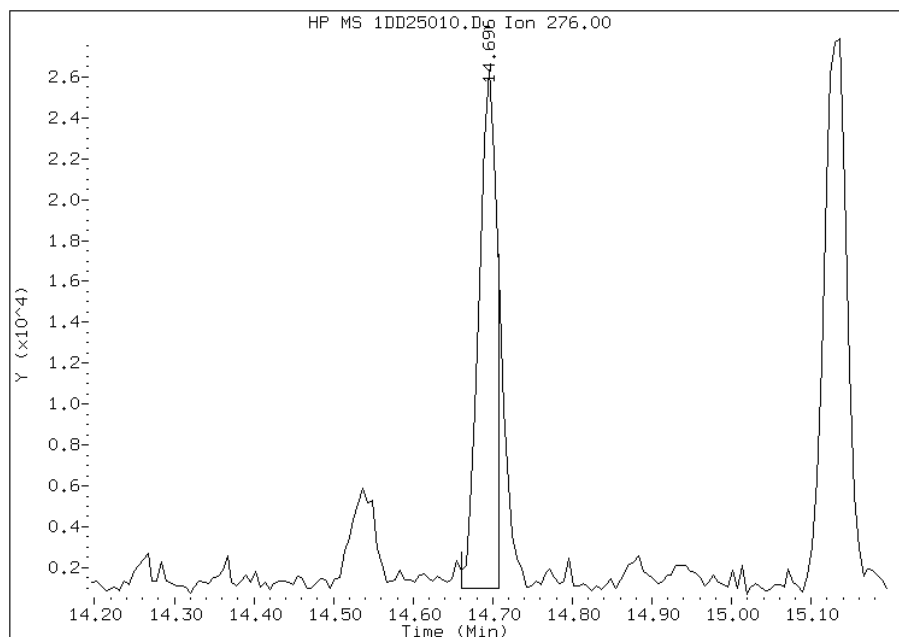
Processing Integration Results

RT: 14.70
Response: 46722
Amount: 0
Conc: 171



Manual Integration Results

RT: 14.70
Response: 40029
Amount: 0
Conc: 147



Manually Integrated By: cantins
Modification Date: 26-Apr-2013 15:52
Manual Integration Reason: Split Peak

FORM I
GC/MS SEMI VOA ORGANICS ANALYSIS DATA SHEET

Lab Name: TestAmerica Tampa Job No.: 680-89513-2
 SDG No.: 68089513-2
 Client Sample ID: CV1321B-CS Lab Sample ID: 680-89513-24
 Matrix: Solid Lab File ID: 1DD24026.D
 Analysis Method: 8270C LL Date Collected: 04/18/2013 12:30
 Extract. Method: 3546 Date Extracted: 04/23/2013 14:49
 Sample wt/vol: 14.93(g) Date Analyzed: 04/24/2013 21:26
 Con. Extract Vol.: 1(mL) Dilution Factor: 1
 Injection Volume: 1(uL) Level: (low/med) Low
 % Moisture: 27.0 GPC Cleanup: (Y/N) N
 Analysis Batch No.: 136826 Units: ug/Kg

CAS NO.	COMPOUND NAME	RESULT	Q	RL	MDL
83-32-9	Acenaphthene	140	U	140	28
208-96-8	Acenaphthylene	25	J	55	6.9
120-12-7	Anthracene	56		12	5.8
56-55-3	Benzo[a]anthracene	200		11	5.4
50-32-8	Benzo[a]pyrene	180		14	7.2
205-99-2	Benzo[b]fluoranthene	390		17	8.4
191-24-2	Benzo[g,h,i]perylene	94		28	6.1
207-08-9	Benzo[k]fluoranthene	120		11	5.0
218-01-9	Chrysene	260		12	6.2
53-70-3	Dibenz(a,h)anthracene	33		28	5.6
206-44-0	Fluoranthene	320		28	5.5
86-73-7	Fluorene	12	J	28	5.6
193-39-5	Indeno[1,2,3-cd]pyrene	85		28	9.8
90-12-0	1-Methylnaphthalene	180		55	6.1
91-57-6	2-Methylnaphthalene	200		55	9.8
91-20-3	Naphthalene	130		55	6.1
85-01-8	Phenanthrene	260		11	5.4
129-00-0	Pyrene	230		28	5.1

CAS NO.	SURROGATE	%REC	Q	LIMITS
84-15-1	o-Terphenyl	63		30-130

TestAmerica Laboratories

Semivolatiles 8270 low level PAH

Data file : \\tam-chemsvr\chem\SM\BSMSD.i\1D042413.b\1DD24026.D
 Lab Smp Id: 680-89513-A-24-A Client Smp ID: CV1321B-CS
 Inj Date : 24-APR-2013 21:26
 Operator : SCC Inst ID: BSMSD.i
 Smp Info : 680-89513-A-24-A
 Misc Info : 680-89513-A-24-A
 Comment :
 Method : \\tam-chemsvr\chem\SM\BSMSD.i\1D042413.b\dFASTPAHi.m
 Meth Date : 24-Apr-2013 13:05 cantins Quant Type: ISTD
 Cal Date : 04-APR-2013 16:04 Cal File: 1DD04013.D
 Als bottle: 26
 Dil Factor: 1.00000
 Integrator: HP RTE Compound Sublist: pah.sub
 Target Version: 4.14
 Processing Host: TAM1000

Concentration Formula:

$$\text{Amt} * \text{DF} * 1/\text{Vi} * \text{Vt}/\text{Ws} * 100/(100 - \text{M}) * \text{A} * \text{B} * \text{C} * \text{D} * \text{GPC} * \text{CpndVariable}$$

Name	Value	Description
DF	1.000	Dilution Factor
Vi	1.000	Injection Volume
Vt	1.000	Final Volume
Ws	14.930	Weight Extracted
M	26.966	% Moisture
A	1000.000	uL to mL conversion
B	1000.000	g to kg conversion
C	0.00100	ng to ug conversion
D	1.000	ug to mg conversion(value = 1 if no conv)
GPC	1.000	GPC FACTOR
Cpnd Variable		Local Compound Variable

Compounds	QUANT	SIG	CONCENTRATIONS				
			ON-COLUMN	FINAL			
	MASS	RT	EXP RT	REL RT	RESPONSE	(ug/l)	(ug/Kg)
* 1 Naphthalene-d8	136	6.055	6.049	(1.000)	2043025	40.0000	
* 6 Acenaphthene-d10	164	7.735	7.730	(1.000)	1233132	40.0000	
* 9 Phenanthrene-d10	188	8.998	8.993	(1.000)	2018633	40.0000	
\$ 13 o-Terphenyl	230	9.298	9.298	(1.033)	190828	6.27404	580
* 17 Chrysene-d12	240	11.313	11.302	(1.000)	2301578	40.0000	
* 22 Perylene-d12	264	13.134	13.123	(1.000)	1936543	40.0000	
2 Naphthalene	128	6.072	6.073	(1.003)	71252	1.40314	130
3 2-Methylnaphthalene	142	6.777	6.778	(1.119)	70242	2.14281	200
4 1-Methylnaphthalene	142	6.871	6.872	(1.135)	61854	1.99812	180
5 Acenaphthylene	152	7.606	7.600	(0.983)	14086	0.26989	25
7 Acenaphthene	154	7.758	7.759	(1.003)	6203	0.19254	18
8 Fluorene	166	8.199	8.200	(1.060)	4827	0.12653	12(Q)
10 Phenanthrene	178	9.010	9.010	(1.001)	156765	2.81938	260
11 Anthracene	178	9.051	9.052	(1.006)	33920	0.61464	56

Compounds	QUANT SIG	RT	EXP RT	REL RT	RESPONSE	CONCENTRATIONS	
						ON-COLUMN (ug/l)	FINAL (ug/Kg)
12 Carbazole	167	9.192	9.193 (1.022)		20088	0.41267	38
14 Fluoranthene	202	9.997	9.997 (1.111)		196609	3.43615	320
15 Pyrene	202	10.185	10.185 (0.900)		175061	2.53285	230
16 Benzo(a)anthracene	228	11.295	11.284 (0.998)		142312	2.13864	200
18 Chrysene	228	11.331	11.331 (1.002)		174313	2.79375	260
19 Benzo(b)fluoranthene	252	12.588	12.583 (0.958)		205453	4.24706	390
20 Benzo(k)fluoranthene	252	12.617	12.618 (0.961)		64963	1.27470	120
21 Benzo(a)pyrene	252	13.035	13.029 (0.992)		96957	1.99476	180
23 Indeno(1,2,3-cd)pyrene	276	14.721	14.710 (1.121)		48030	0.92671	85(M)
24 Dibenzo(a,h)anthracene	278	14.738	14.733 (1.122)		17435	0.35723	33
25 Benzo(g,h,i)perylene	276	15.156	15.150 (1.154)		51196	1.02590	94

QC Flag Legend

- Q - Qualifier signal failed the ratio test.
- M - Compound response manually integrated.

Data File: 1DD24026.D

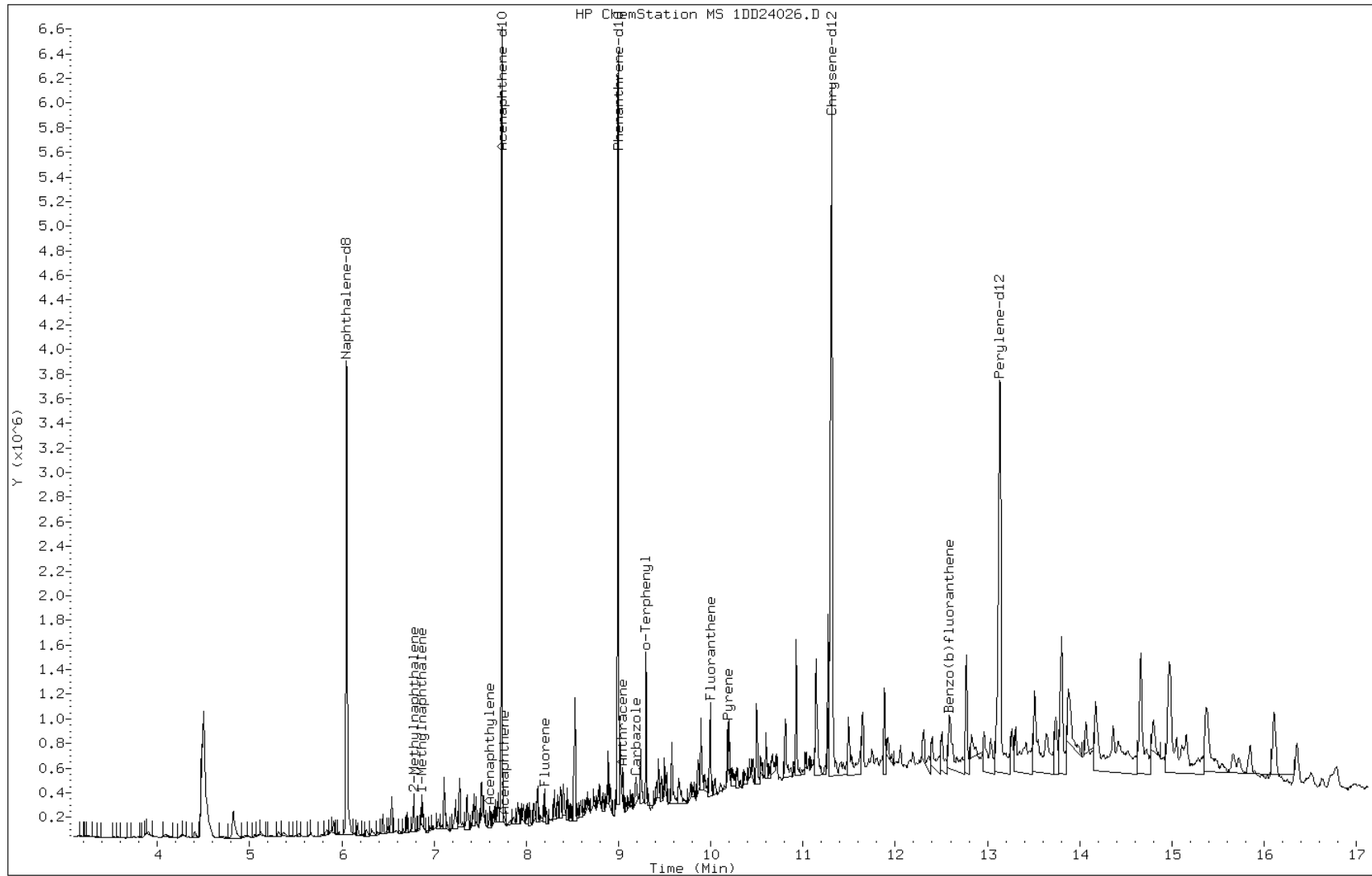
Date: 24-APR-2013 21:26

Client ID: CV1321B-CS

Instrument: BSMSD.i

Sample Info: 680-89513-A-24-A

Operator: SCC



Data File: 1DD24026.D

Date: 24-APR-2013 21:26

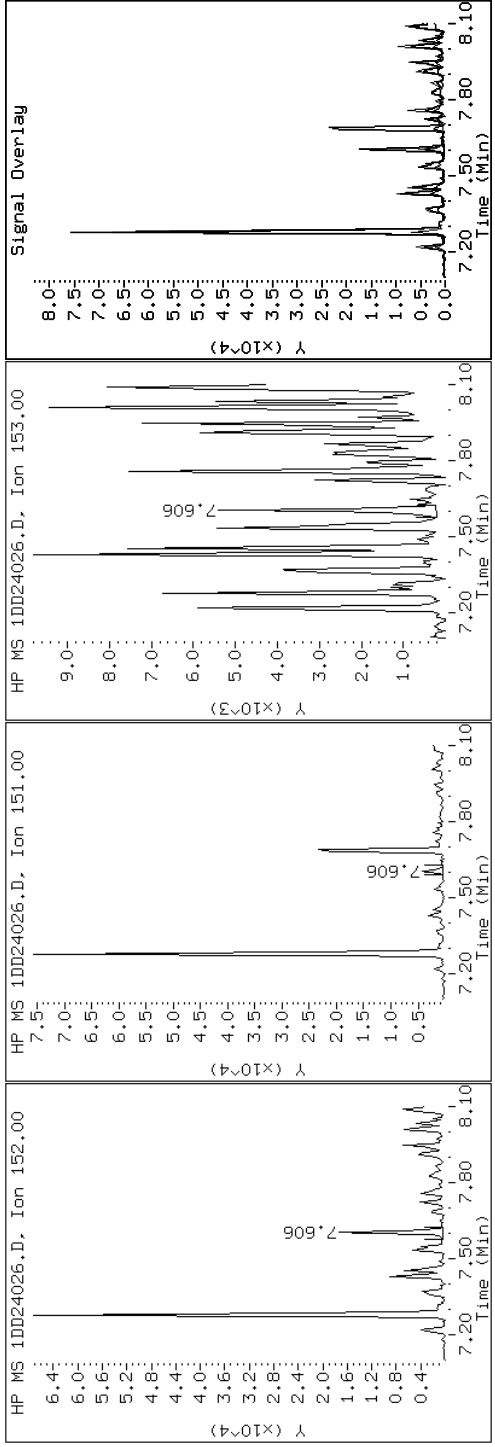
Client ID: CVI321B-CS

Instrument: BSMDS.i

Sample Info: 680-89513-A-24-A

Operator: SCC

5 Acenaphthylene



Data File: 1DD24026.D

Date: 24-APR-2013 21:26

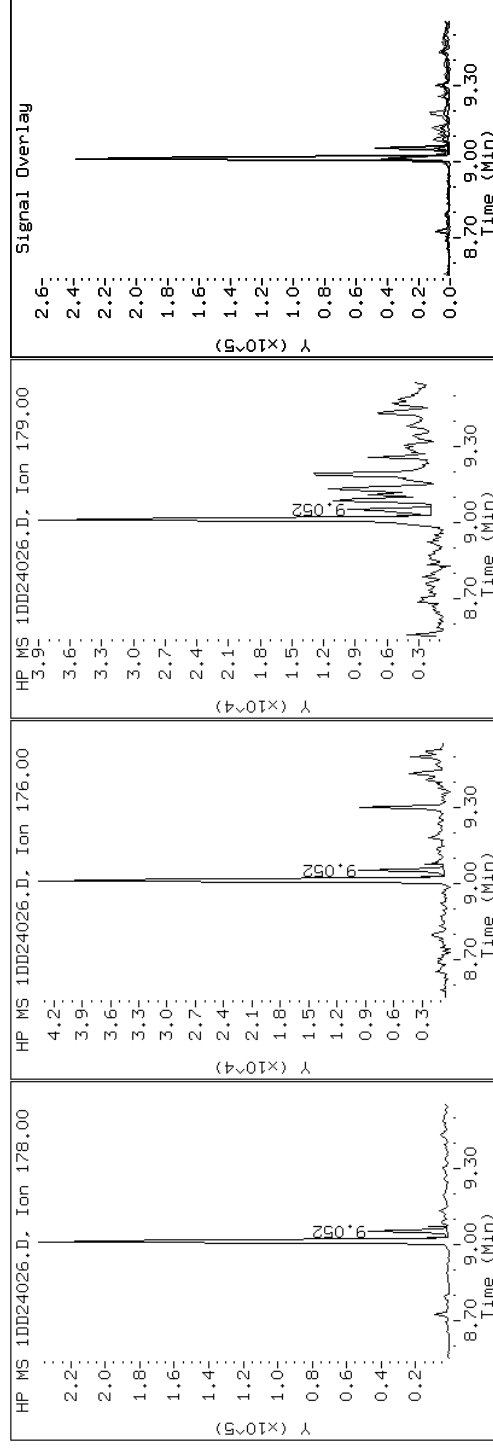
Client ID: CVI321B-CS

Instrument: BSMSD.i

Sample Info: 680-89513-A-24-A

Operator: SCC

11 Anthracene



Data File: 1DD24026.D

Date: 24-APR-2013 21:26

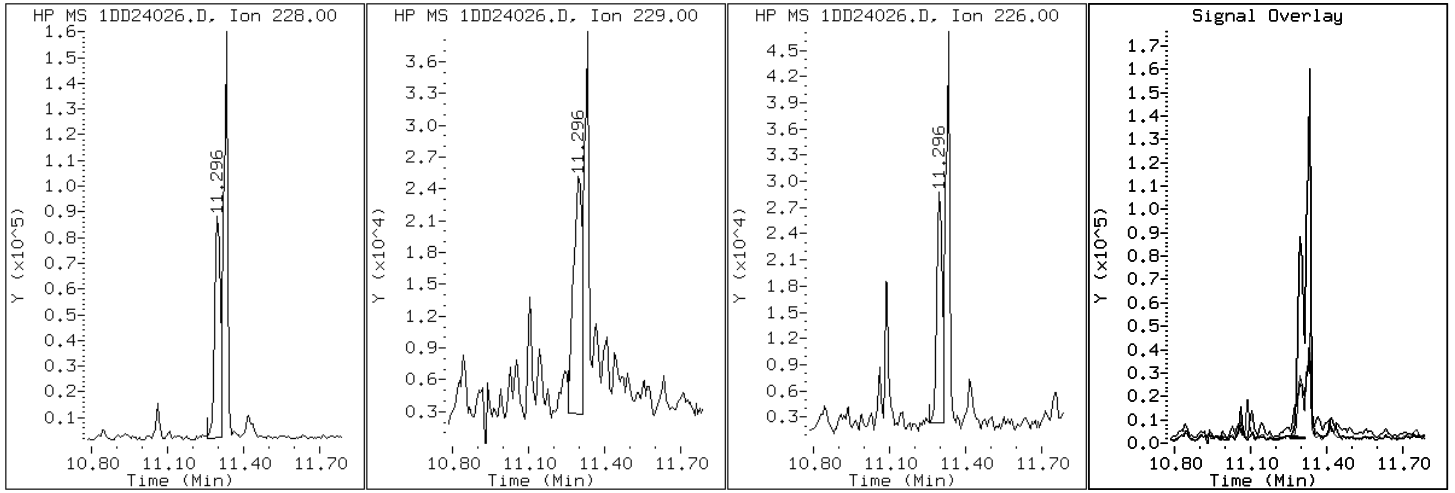
Client ID: CV1321B-CS

Instrument: BSMSD.i

Sample Info: 680-89513-A-24-A

Operator: SCC

16 Benzo(a)anthracene



Data File: 1DD24026.D

Date: 24-APR-2013 21:26

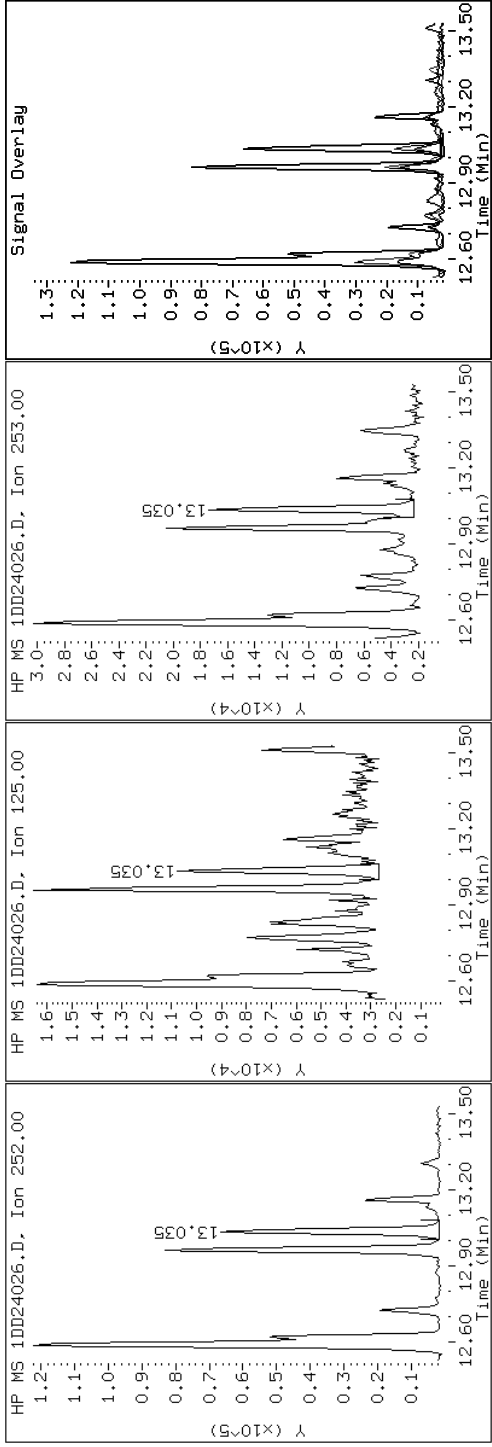
Client ID: CV1321B-CS

Instrument: BSMSD.i

Sample Info: 680-89513-A-24-A

Operator: SCC

21 Benzo(a)pyrene



Data File: 1DD24026.D

Date: 24-APR-2013 21:26

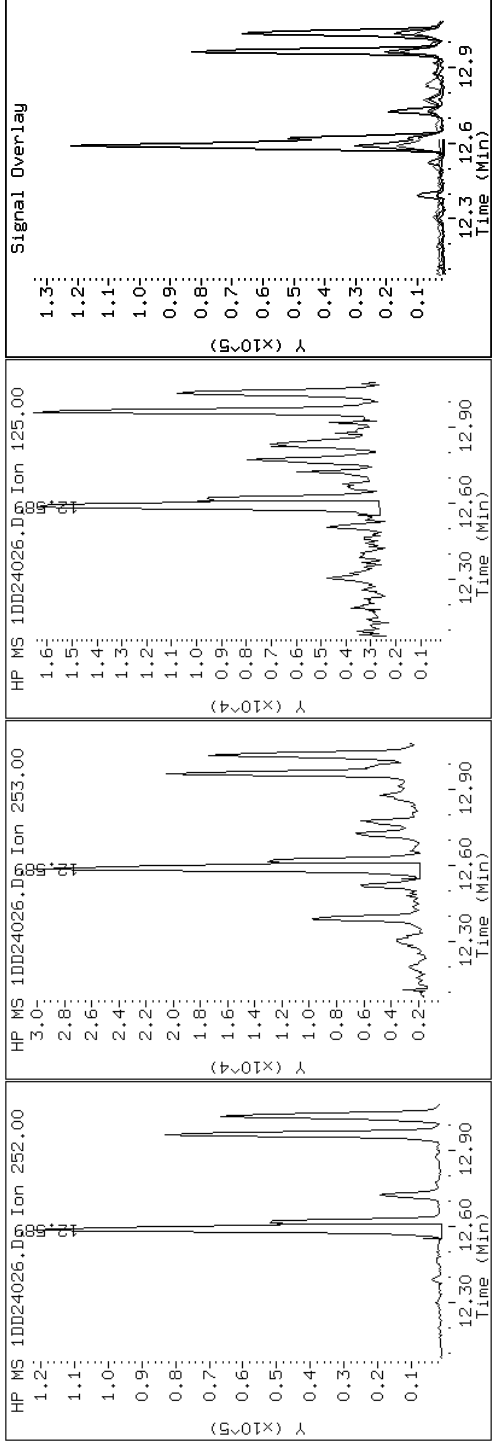
Client ID: CV1321B-CS

Instrument: BSMDS.i

Sample Info: 680-89513-A-24-A

Operator: SCC

19 Benzo(b)fluoranthene



Data File: 1DD24026.D

Date: 24-APR-2013 21:26

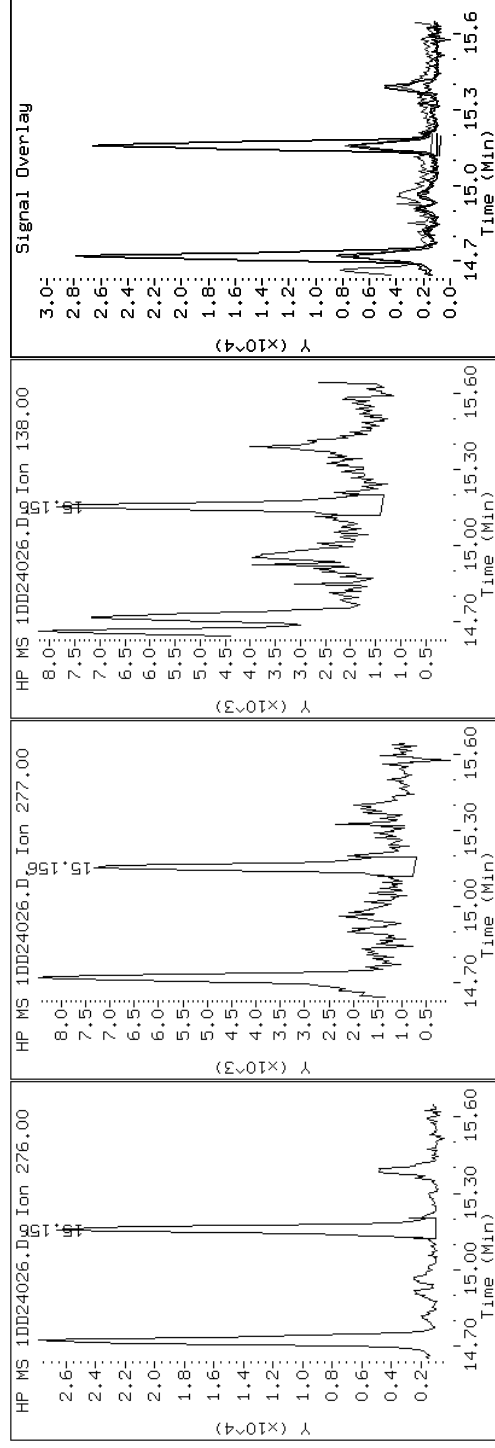
Client ID: CV1321B-CS

Instrument: BSMDS.i

Sample Info: 680-89513-A-24-A

Operator: SCC

25 Benzo(g,h,i)perylene



Data File: 1DD24026.D

Date: 24-APR-2013 21:26

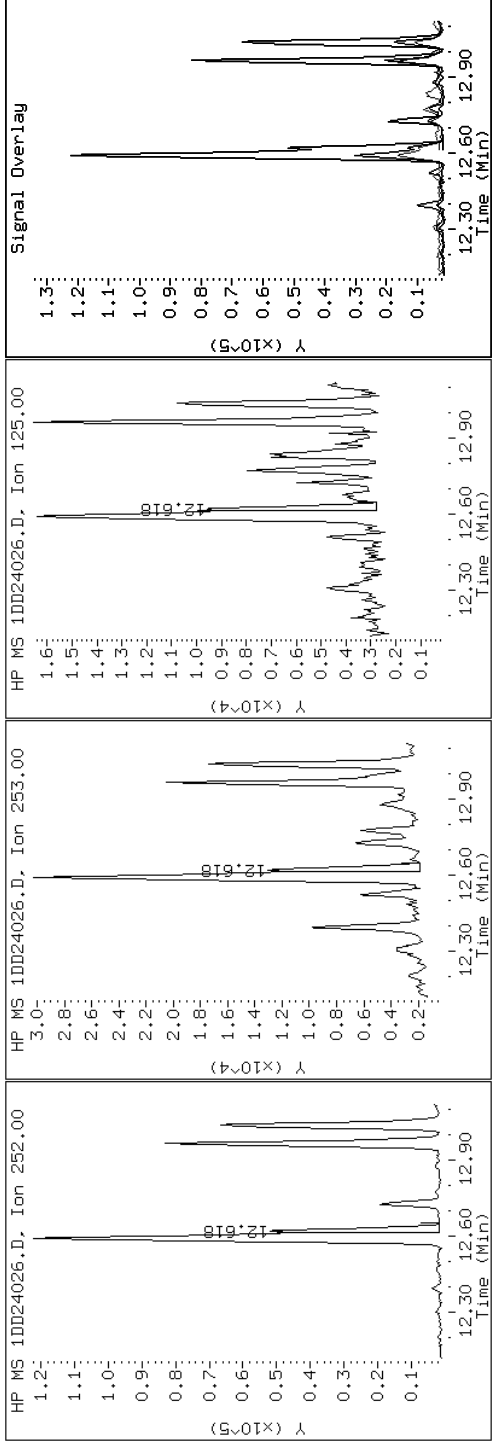
Client ID: CV1321B-CS

Instrument: BSMDS.i

Sample Info: 680-89513-A-24-A

Operator: SCC

20 Benzo(k)fluoranthene



Data File: 1DD24026.D

Date: 24-APR-2013 21:26

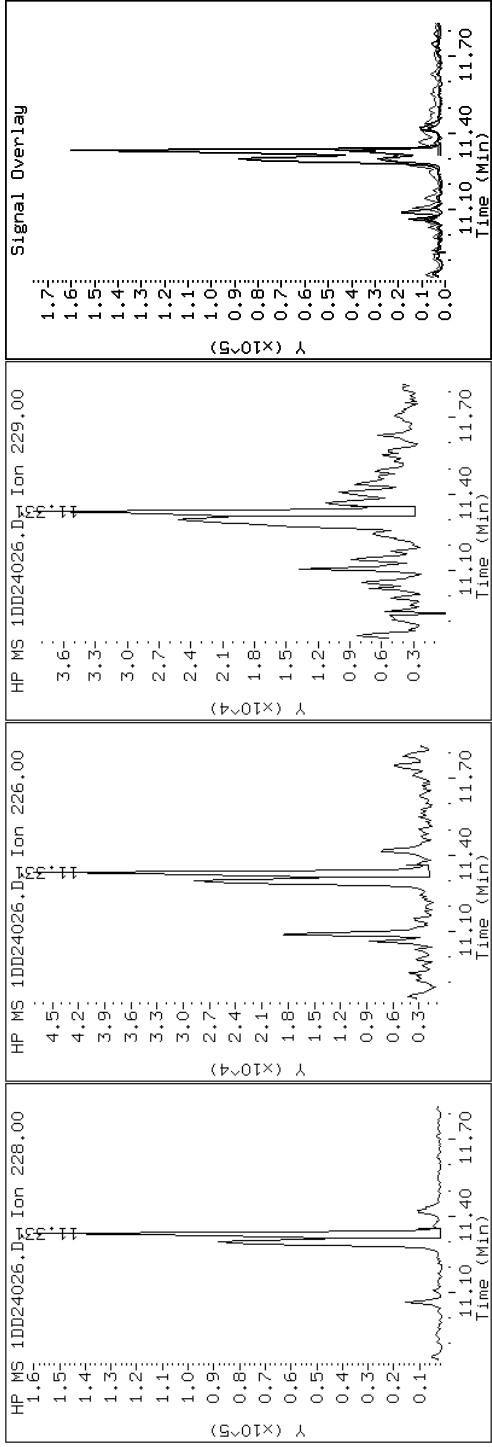
Client ID: CVI321B-CS

Instrument: BSMSD.i

Sample Info: 680-89513-A-24-A

Operator: SCC

18 Chrysene



Data File: 1DD24026.D

Date: 24-APR-2013 21:26

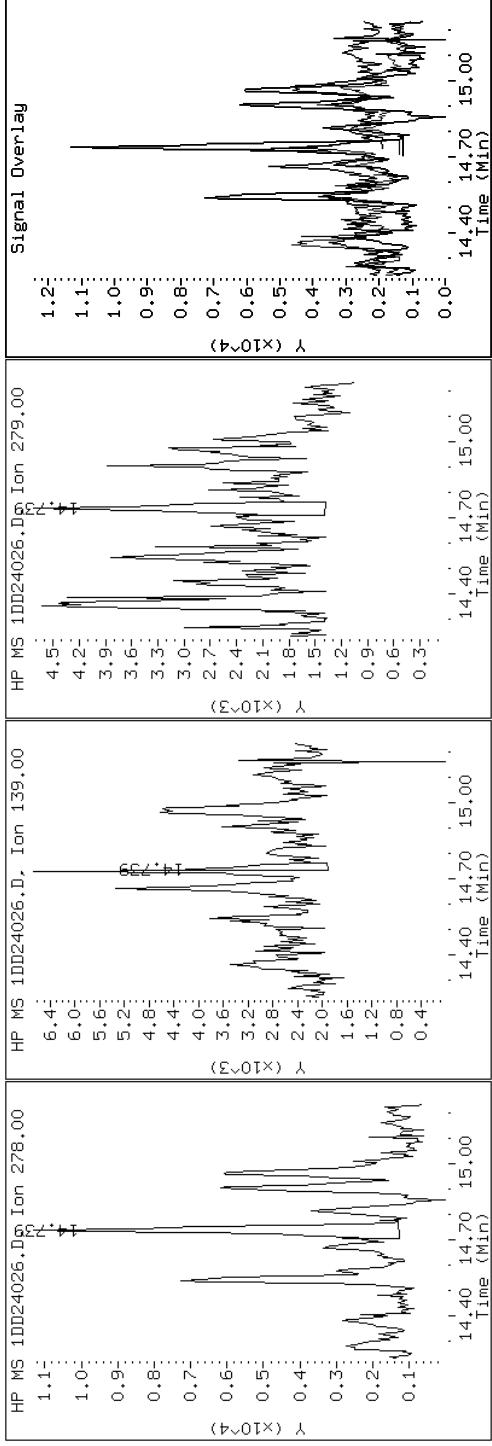
Client ID: CV1321B-CS

Instrument: BSMMSD.i

Sample Info: 680-89513-A-24-A

Operator: SCC

24 Dibenzo(a,h)anthracene



Data File: 1DD24026.D

Date: 24-APR-2013 21:26

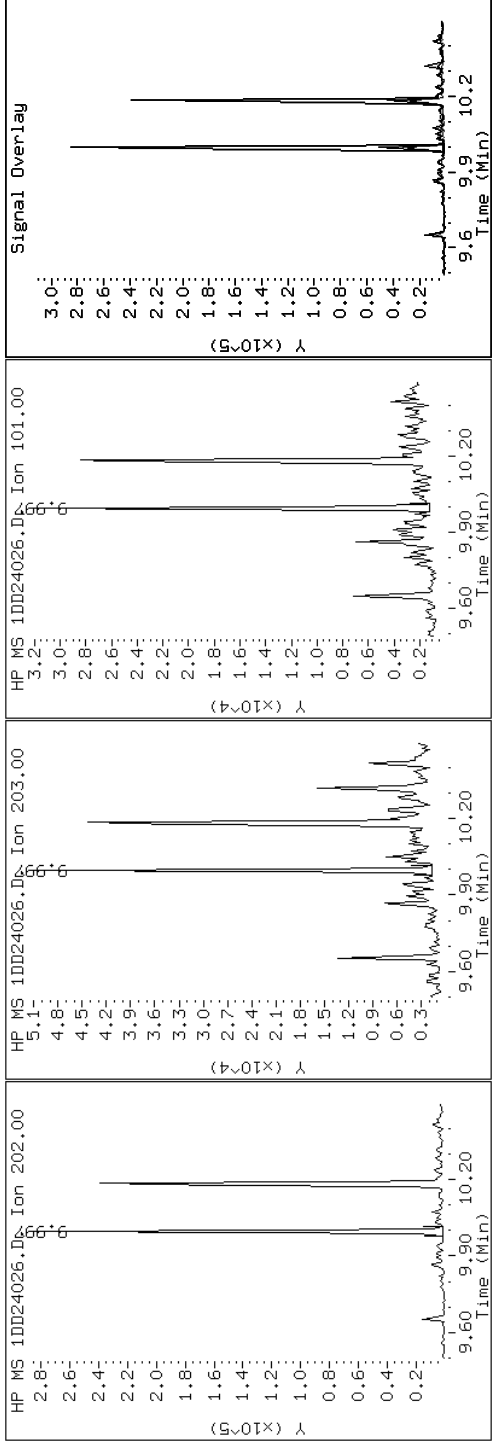
Client ID: CV1321B-CS

Instrument: BSMDS.i

Sample Info: 680-89513-A-24-A

Operator: SCC

14 Fluoranthene



Data File: 1DD24026.D

Date: 24-APR-2013 21:26

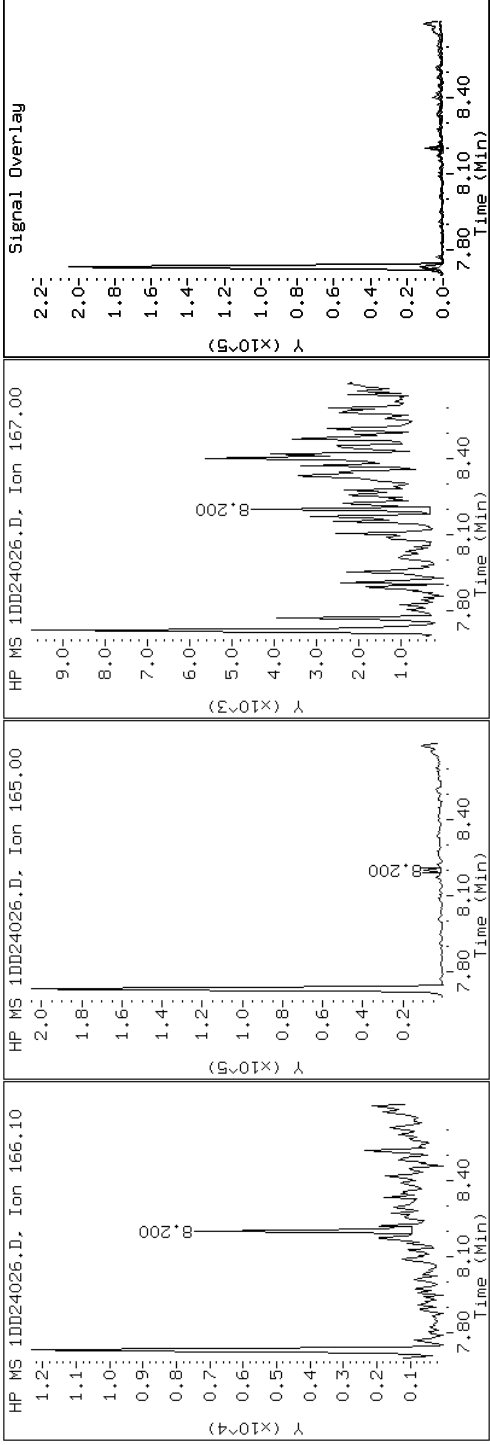
Client ID: CVI321B-CS

Instrument: BSMSD.i

Sample Info: 680-89513-A-24-A

Operator: SCC

8 Fluorene



Data File: 1DD24026.D

Date: 24-APR-2013 21:26

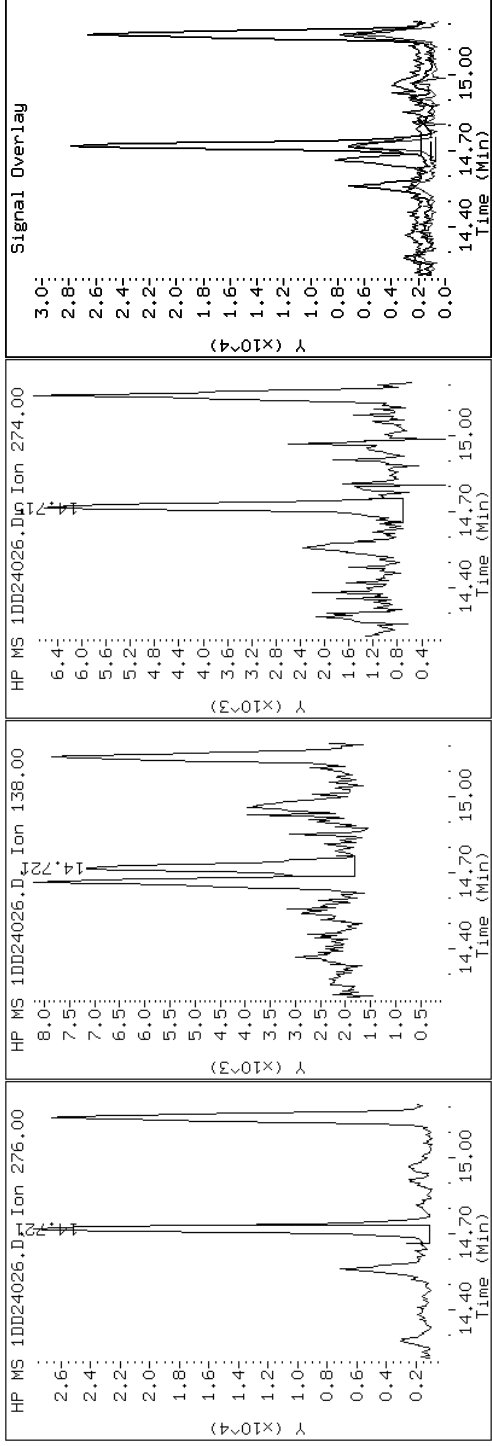
Client ID: CV1321B-CS

Instrument: BSMSD.i

Sample Info: 680-89513-A-24-A

Operator: SCC

23 Indeno(1,2,3-cd)pyrene



Data File: 1DD24026.D

Date: 24-APR-2013 21:26

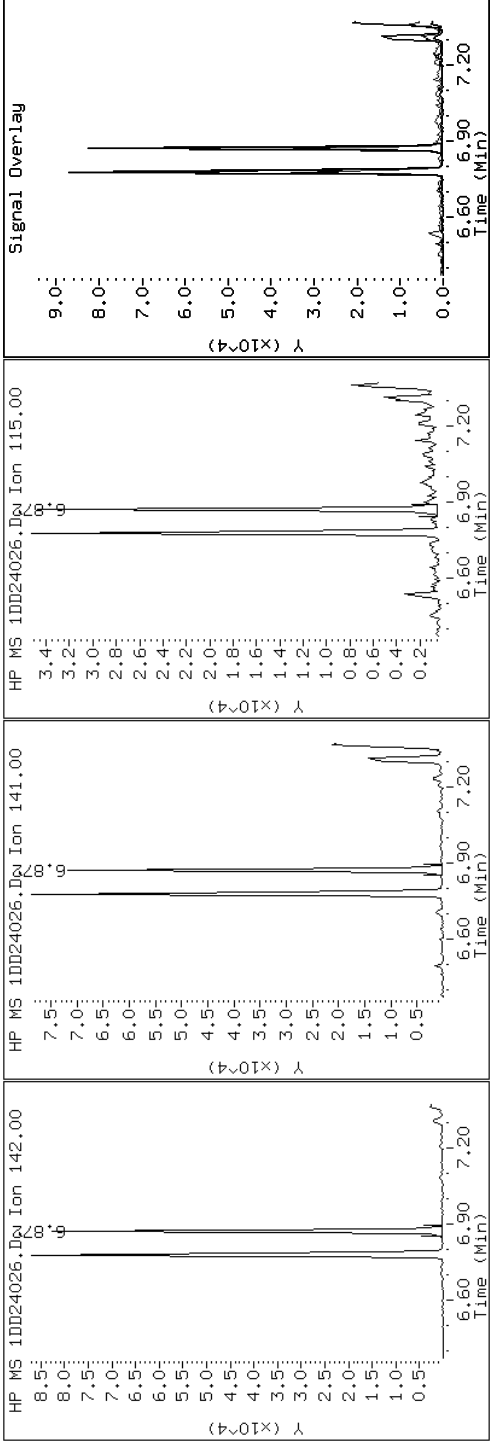
Client ID: CV1321B-CS

Instrument: BSMSD.i

Sample Info: 680-89513-A-24-A

Operator: SCC

4 1-Methylnaphthalene



Data File: 1DD24026.D

Date: 24-APR-2013 21:26

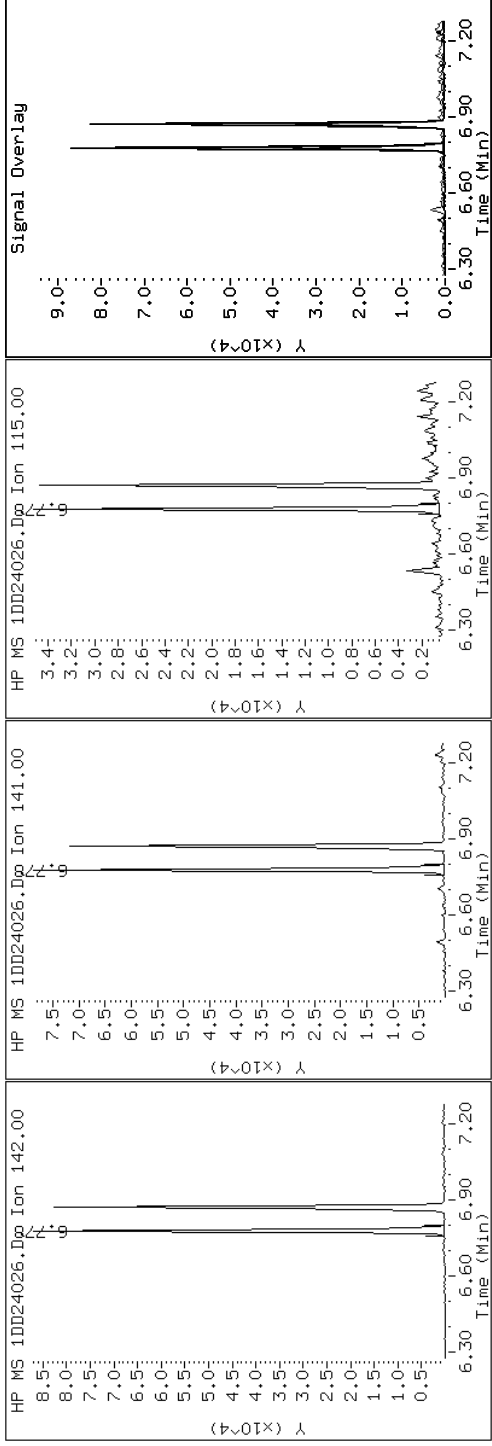
Client ID: CV1321B-CS

Instrument: BSMSD.i

Sample Info: 680-89513-A-24-A

Operator: SCC

3 2-Methylnaphthalene



Data File: 1DD24026.D

Date: 24-APR-2013 21:26

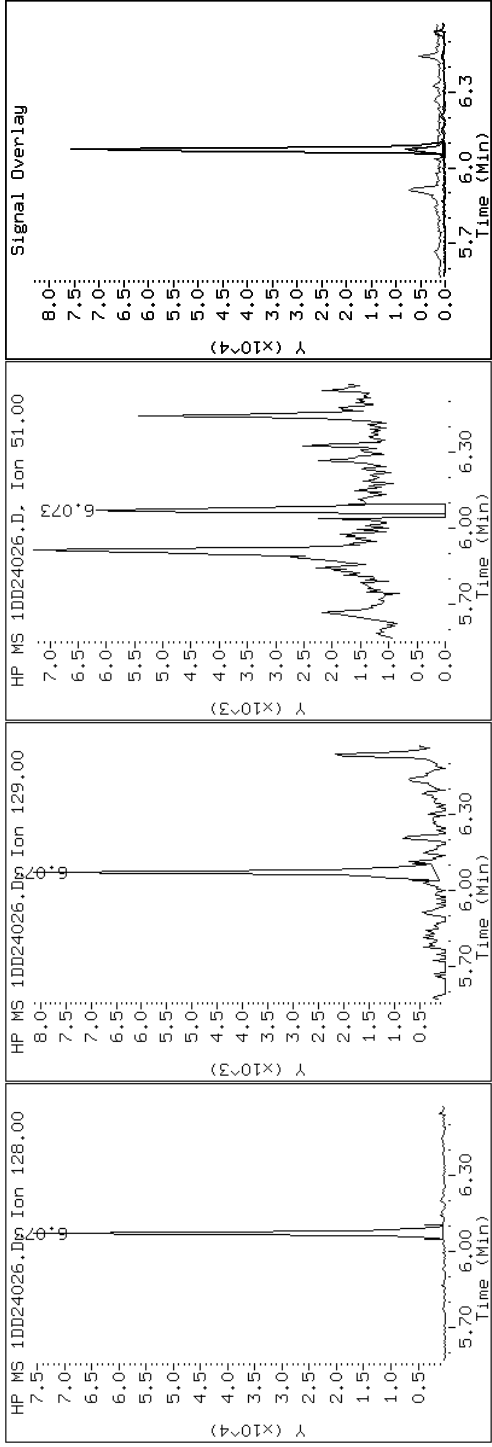
Client ID: CV1321B-CS

Instrument: BSMSD.i

Sample Info: 680-89513-A-24-A

Operator: SCC

2 Naphthalene



Data File: 1DD24026.D

Date: 24-APR-2013 21:26

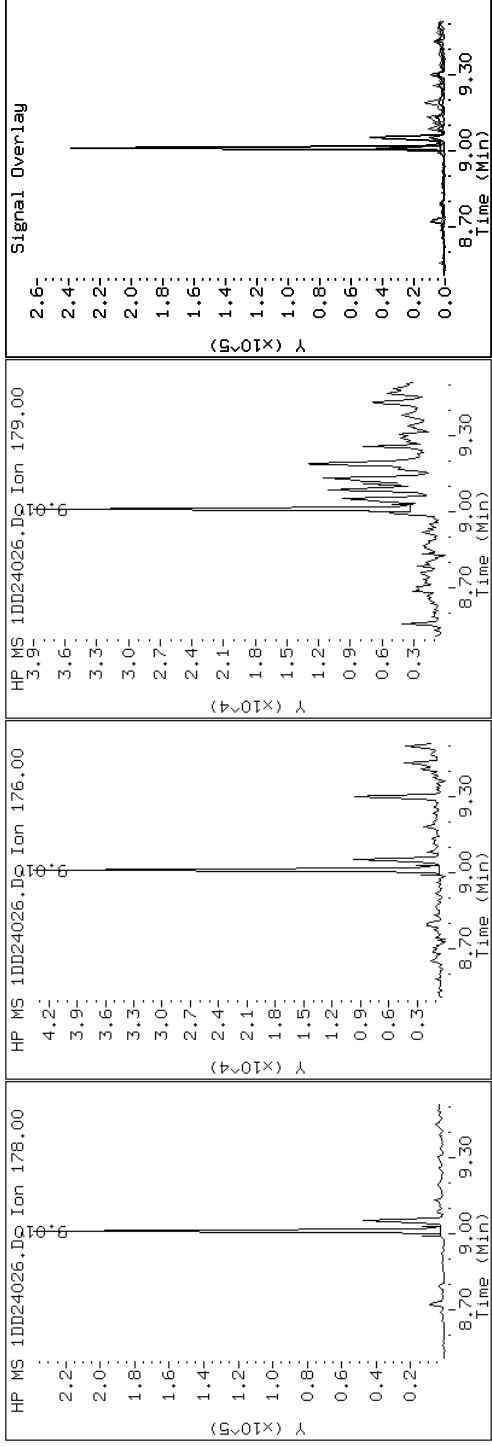
Client ID: CV1321B-CS

Instrument: BSMDS.i

Sample Info: 680-89513-A-24-A

Operator: SCC

10 Phenanthrene



Data File: 1DD24026.D

Date: 24-APR-2013 21:26

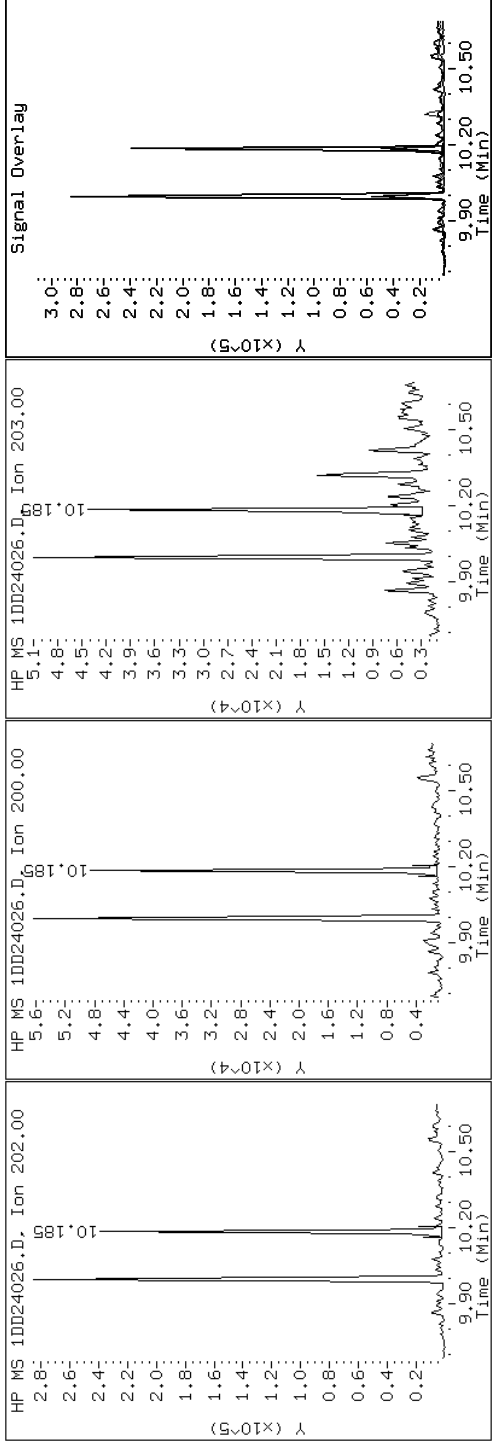
Client ID: CVI321B-CS

Instrument: BSMDS.i

Sample Info: 680-89513-A-24-A

Operator: SCC

15 Pyrene

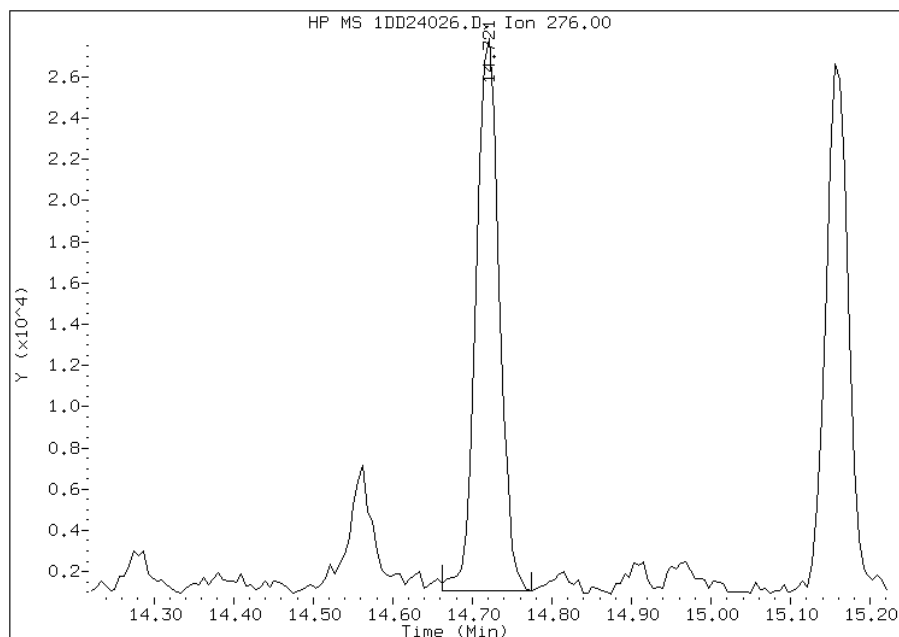


Manual Integration Report

Data File: 1DD24026.D
Inj. Date and Time: 24-APR-2013 21:26
Instrument ID: BSMSD.i
Client ID: CV1321B-CS
Compound: 23 Indeno(1,2,3-cd)pyrene
CAS #: 193-39-5
Report Date: 04/25/2013

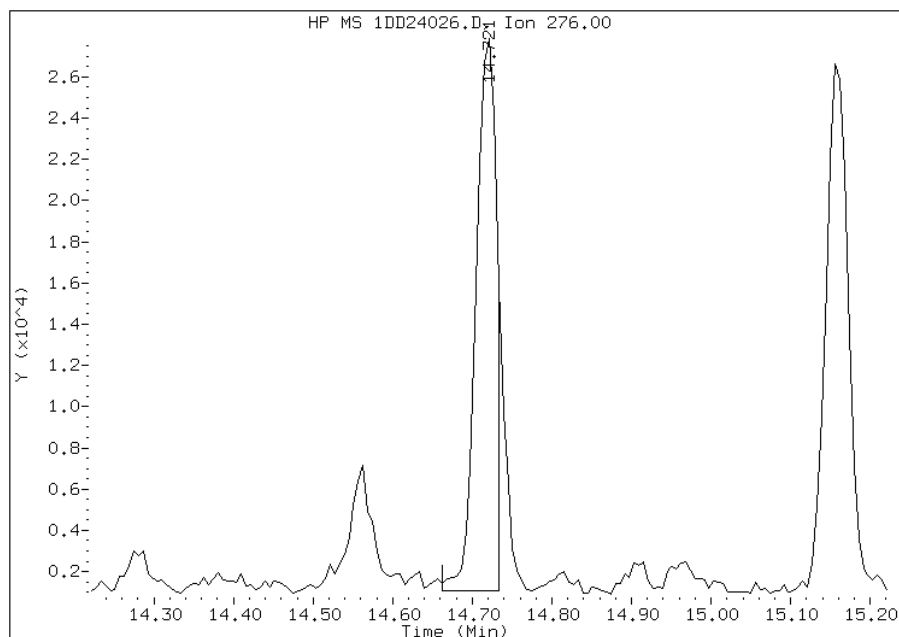
Processing Integration Results

RT: 14.72
Response: 54212
Amount: 1
Conc: 96



Manual Integration Results

RT: 14.72
Response: 48030
Amount: 1
Conc: 85



Manually Integrated By: cantins
Modification Date: 25-Apr-2013 13:19
Manual Integration Reason: Split Peak

FORM I
GC/MS SEMI VOA ORGANICS ANALYSIS DATA SHEET

Lab Name: TestAmerica Tampa Job No.: 680-89513-2
 SDG No.: 68089513-2
 Client Sample ID: CV1321B-CSD Lab Sample ID: 680-89513-25
 Matrix: Solid Lab File ID: 1DD24027.D
 Analysis Method: 8270C LL Date Collected: 04/18/2013 12:30
 Extract. Method: 3546 Date Extracted: 04/23/2013 14:49
 Sample wt/vol: 15.29(g) Date Analyzed: 04/24/2013 21:48
 Con. Extract Vol.: 1(mL) Dilution Factor: 4
 Injection Volume: 1(uL) Level: (low/med) Low
 % Moisture: 23.1 GPC Cleanup: (Y/N) N
 Analysis Batch No.: 136826 Units: ug/Kg

CAS NO.	COMPOUND NAME	RESULT	Q	RL	MDL
83-32-9	Acenaphthene	510	U	510	100
208-96-8	Acenaphthylene	32	J	200	26
120-12-7	Anthracene	54		43	21
56-55-3	Benzo[a]anthracene	200		41	20
50-32-8	Benzo[a]pyrene	160		53	27
205-99-2	Benzo[b]fluoranthene	370		62	31
191-24-2	Benzo[g,h,i]perylene	93	J	100	22
207-08-9	Benzo[k]fluoranthene	100		41	18
218-01-9	Chrysene	270		46	23
53-70-3	Dibenz(a,h)anthracene	31	J	100	21
206-44-0	Fluoranthene	260		100	20
86-73-7	Fluorene	24	J	100	21
193-39-5	Indeno[1,2,3-cd]pyrene	80	J	100	36
90-12-0	1-Methylnaphthalene	270		200	22
91-57-6	2-Methylnaphthalene	290		200	36
91-20-3	Naphthalene	180	J	200	22
85-01-8	Phenanthrene	280		41	20
129-00-0	Pyrene	200		100	19

CAS NO.	SURROGATE	%REC	Q	LIMITS
84-15-1	o-Terphenyl	74		30-130

TestAmerica Laboratories

Semivolatiles 8270 low level PAH

Data file : \\tam-chemsvr\chem\SM\BSMSD.i\1D042413.b\1DD24027.D
 Lab Smp Id: 680-89513-A-25-A Client Smp ID: CV1321B-CSD
 Inj Date : 24-APR-2013 21:48
 Operator : SCC Inst ID: BSMSD.i
 Smp Info : 680-89513-A-25-A
 Misc Info : 680-89513-A-25-A
 Comment :
 Method : \\tam-chemsvr\chem\SM\BSMSD.i\1D042413.b\dFASTPAHi.m
 Meth Date : 24-Apr-2013 13:05 cantins Quant Type: ISTD
 Cal Date : 04-APR-2013 16:04 Cal File: 1DD04013.D
 Als bottle: 27
 Dil Factor: 4.00000
 Integrator: HP RTE Compound Sublist: pah.sub
 Target Version: 4.14
 Processing Host: TAM1000

Concentration Formula:

$$\text{Amt} * \text{DF} * 1/\text{Vi} * \text{Vt}/\text{Ws} * 100/(100 - \text{M}) * \text{A} * \text{B} * \text{C} * \text{D} * \text{GPC} * \text{CpndVariable}$$

Name	Value	Description
DF	4.000	Dilution Factor
Vi	1.000	Injection Volume
Vt	1.000	Final Volume
Ws	15.290	Weight Extracted
M	23.144	% Moisture
A	1000.000	uL to mL conversion
B	1000.000	g to kg conversion
C	0.00100	ng to ug conversion
D	1.000	ug to mg conversion(value = 1 if no conv)
GPC	1.000	GPC FACTOR
Cpnd Variable		Local Compound Variable

Compounds	QUANT	SIG	CONCENTRATIONS				
			ON-COLUMN	FINAL			
	MASS	RT	EXP RT	REL RT	RESPONSE	(ug/l)	(ug/Kg)
* 1 Naphthalene-d8	136	6.054	6.049	(1.000)	2044059	40.0000	
* 6 Acenaphthene-d10	164	7.734	7.730	(1.000)	1257654	40.0000	
* 9 Phenanthrene-d10	188	8.998	8.993	(1.000)	2053499	40.0000	
\$ 13 o-Terphenyl	230	9.297	9.298	(1.033)	57214	1.84914	630
* 17 Chrysene-d12	240	11.307	11.302	(1.000)	2308434	40.0000	
* 22 Perylene-d12	264	13.128	13.123	(1.000)	1977861	40.0000	
2 Naphthalene	128	6.072	6.073	(1.003)	26933	0.53011	180
3 2-Methylnaphthalene	142	6.783	6.778	(1.120)	27749	0.84608	290
4 1-Methylnaphthalene	142	6.871	6.872	(1.135)	24790	0.80041	270
5 Acenaphthylene	152	7.605	7.600	(0.983)	4930	0.09262	32
8 Fluorene	166	8.199	8.200	(1.060)	2730	0.07016	24
10 Phenanthrene	178	9.009	9.010	(1.001)	45949	0.81235	280
11 Anthracene	178	9.051	9.052	(1.006)	8912	0.15874	54
12 Carbazole	167	9.192	9.193	(1.022)	4666	0.09423	32

Compounds	QUANT SIG		CONCENTRATIONS				
	MASS	RT	EXP RT	REL RT	RESPONSE	ON-COLUMN (ug/l)	FINAL (ug/Kg)
14 Fluoranthene	202	9.997	9.997	(1.111)	45005	0.77320	260
15 Pyrene	202	10.185	10.185	(0.901)	41042	0.59205	200
16 Benzo(a)anthracene	228	11.295	11.284	(0.999)	38623	0.57870	200
18 Chrysene	228	11.324	11.331	(1.002)	50024	0.79936	270
19 Benzo(b)fluoranthene	252	12.582	12.583	(0.958)	53981	1.09257	370
20 Benzo(k)fluoranthene	252	12.611	12.618	(0.961)	15802	0.30359	100
21 Benzo(a)pyrene	252	13.028	13.029	(0.992)	23462	0.47261	160
23 Indeno(1,2,3-cd)pyrene	276	14.703	14.710	(1.120)	12394	0.23414	80(M)
24 Dibenzo(a,h)anthracene	278	14.726	14.733	(1.122)	4531	0.09090	31
25 Benzo(g,h,i)perylene	276	15.138	15.150	(1.153)	13933	0.27337	93

QC Flag Legend

M - Compound response manually integrated.

Data File: 1DD24027.D

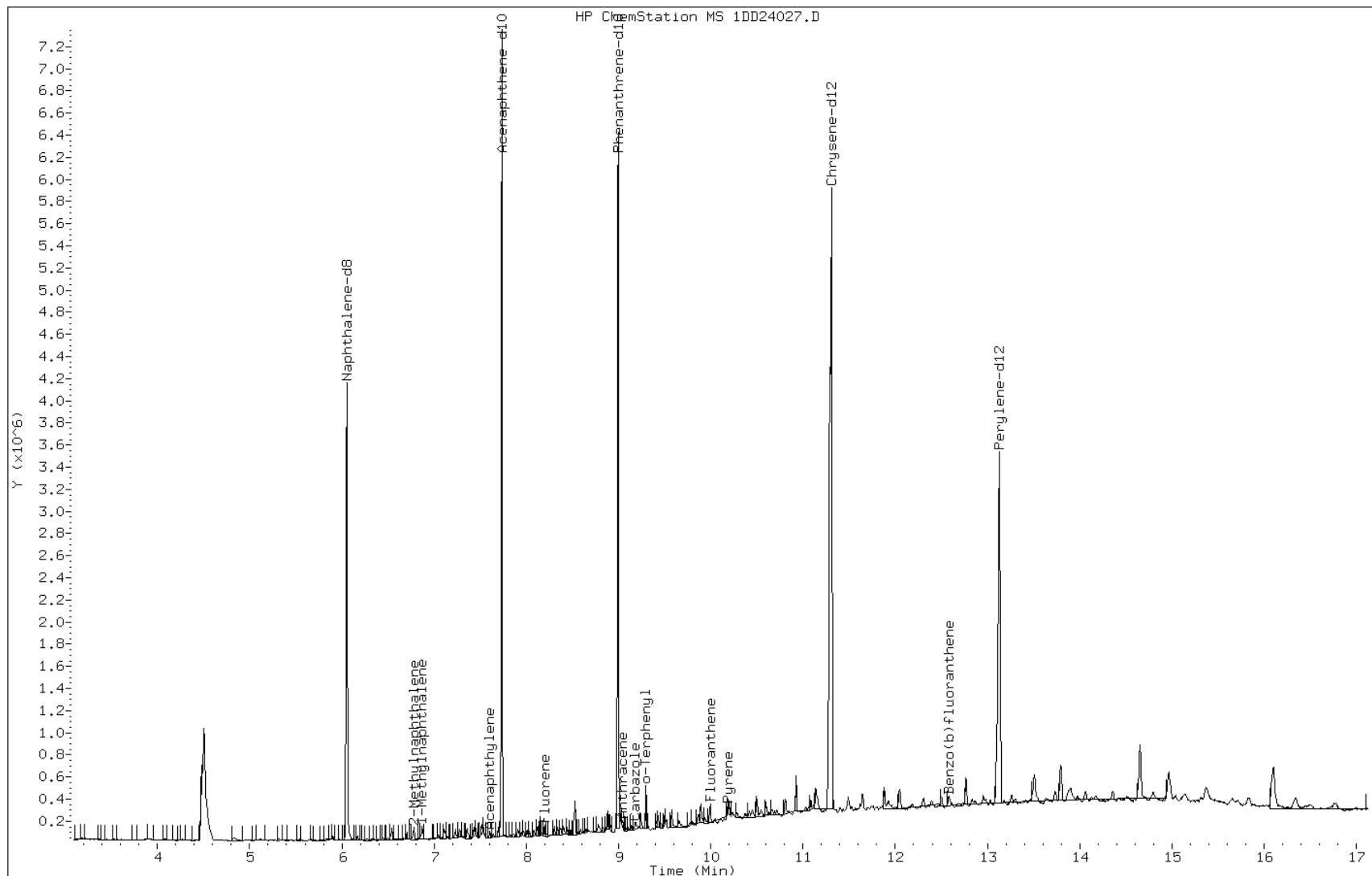
Date: 24-APR-2013 21:48

Client ID: CV1321B-CSD

Instrument: BSMSD.i

Sample Info: 680-89513-A-25-A

Operator: SCC



Data File: 1DD24027.D

Date: 24-APR-2013 21:48

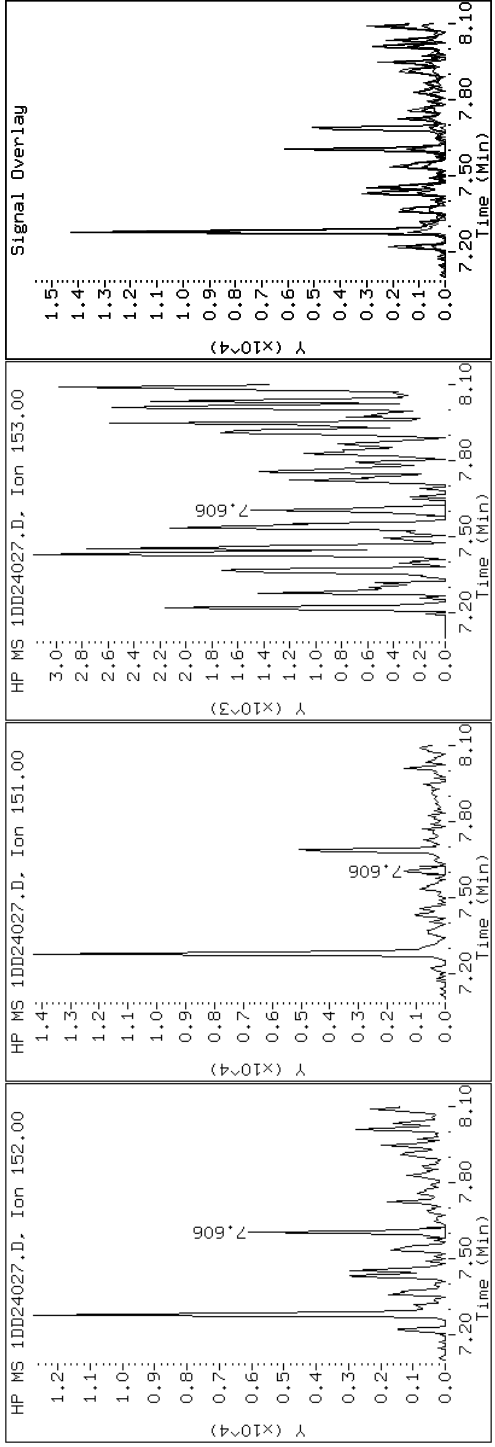
Client ID: CVI321B-CSD

Instrument: BSMDS.i

Sample Info: 680-89513-A-25-A

Operator: SCC

5 Acenaphthylene



Data File: 1DD24027.D

Date: 24-APR-2013 21:48

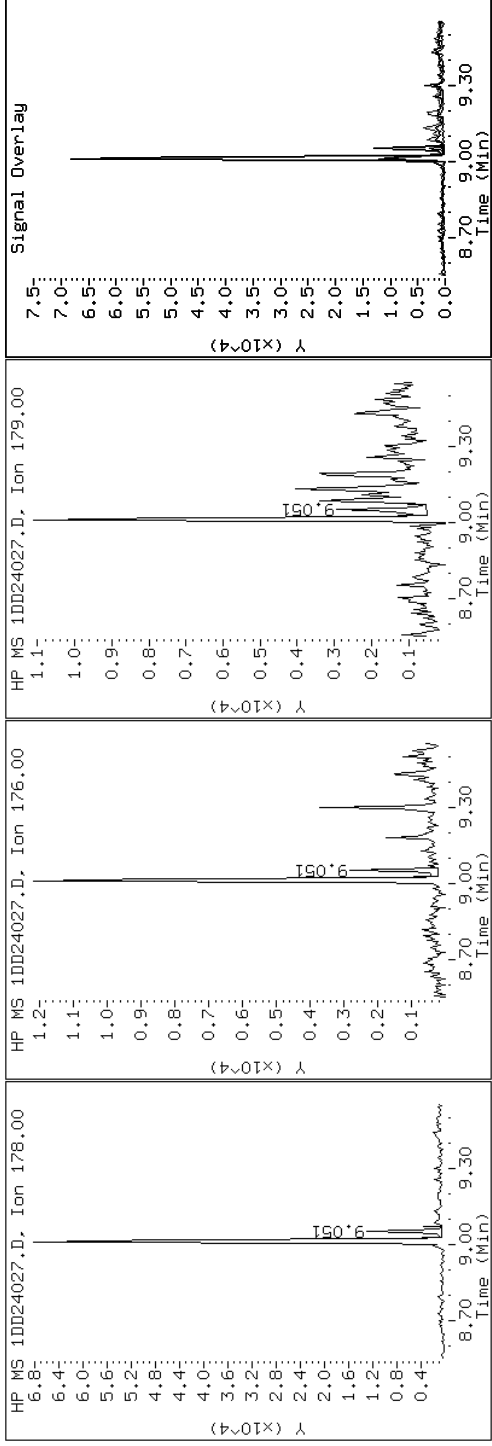
Client ID: CVI321B-CSD

Instrument: BSMSD.i

Sample Info: 680-89513-A-25-A

Operator: SCC

11 Anthracene



Data File: 1DD24027.D

Date: 24-APR-2013 21:48

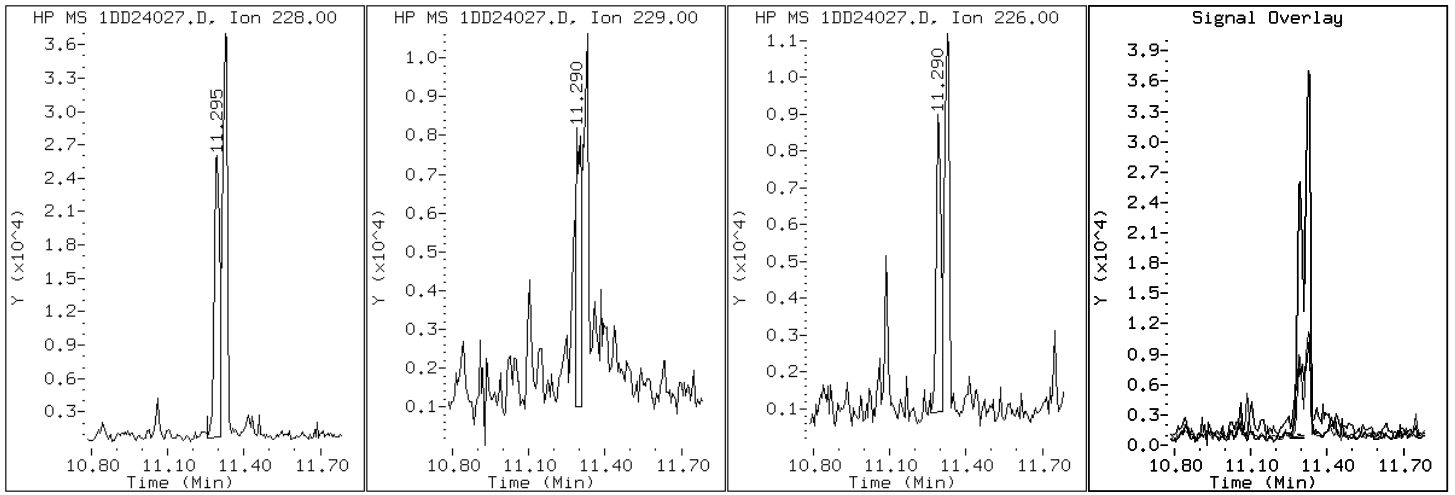
Client ID: CV1321B-CSD

Instrument: BSMSD.i

Sample Info: 680-89513-A-25-A

Operator: SCC

16 Benzo(a)anthracene



Data File: 1DD24027.D

Date: 24-APR-2013 21:48

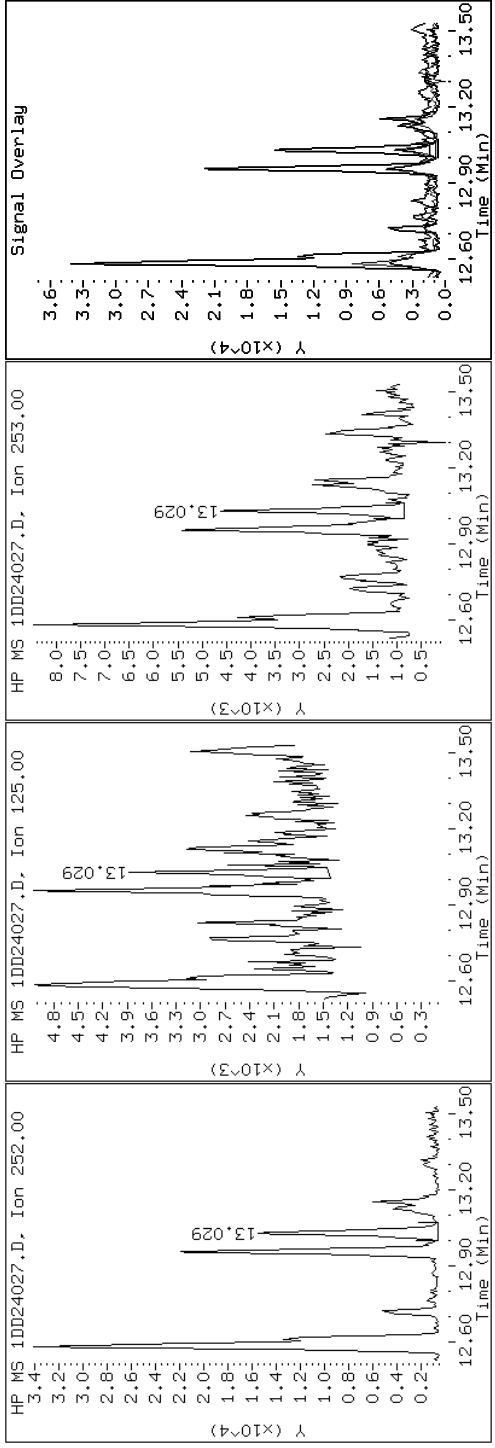
Client ID: CV1321B-CSD

Instrument: BSMSD.i

Sample Info: 680-89513-A-25-A

Operator: SCC

21 Benzo(a)pyrene



Data File: 1DD24027.D

Date: 24-APR-2013 21:48

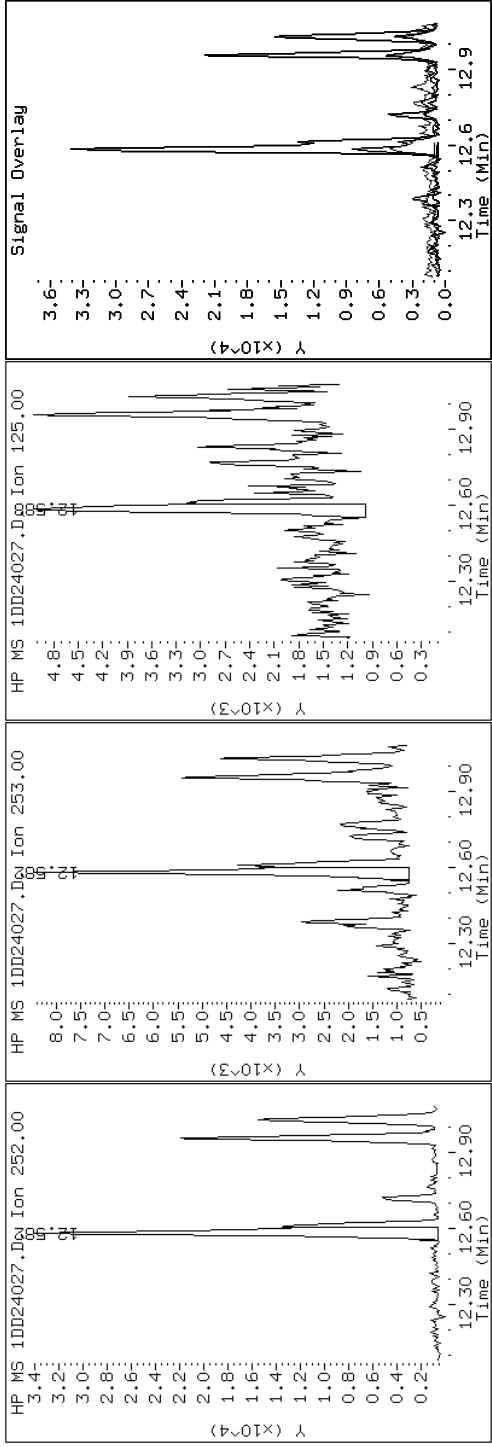
Client ID: CVI321B-CSD

Instrument: BSMDS.i

Sample Info: 680-89513-A-25-A

Operator: SCC

19 Benzo(b)fluoranthene



Data File: 1DD24027.D

Date: 24-APR-2013 21:48

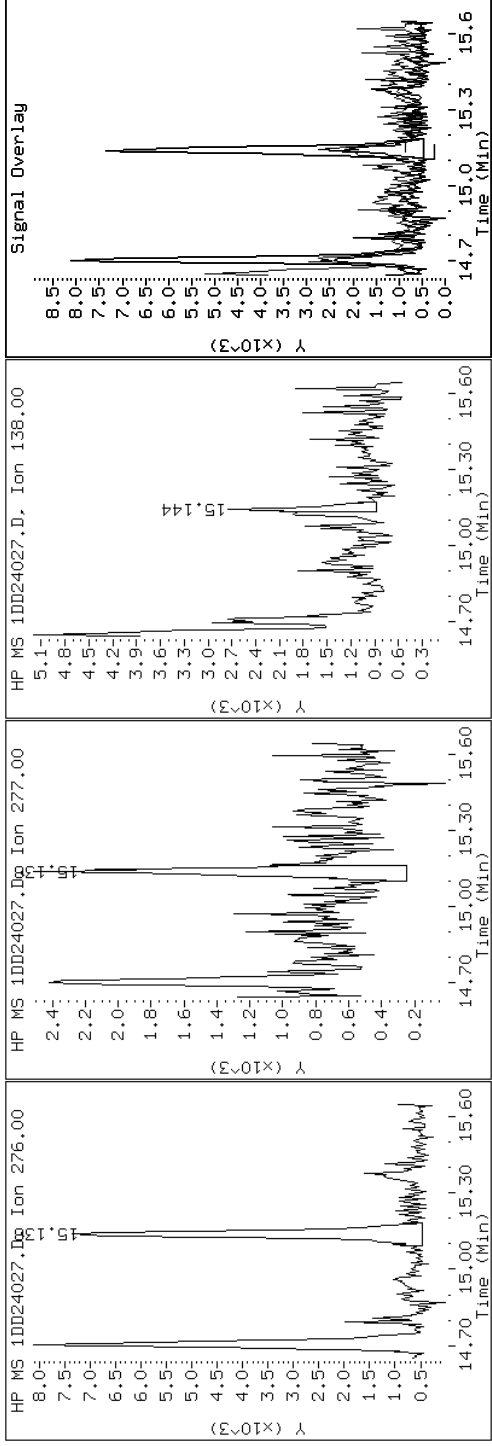
Client ID: CV1321B-CSD

Instrument: BSMDS.i

Sample Info: 680-89513-A-25-A

Operator: SCC

25 Benzo(g,h,i)perylene



Data File: 1DD24027.D

Date: 24-APR-2013 21:48

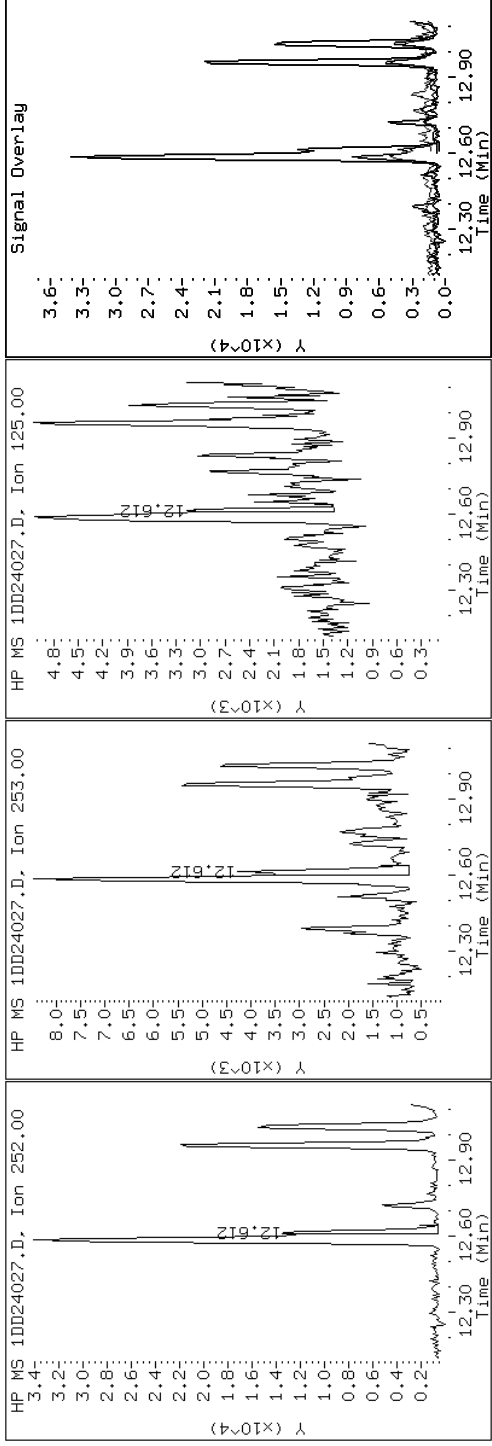
Client ID: CVI321B-CSD

Instrument: BSMSD.i

Sample Info: 680-89513-A-25-A

Operator: SCC

20 Benzo(k)fluoranthene



Data File: 1DD24027.D

Date: 24-APR-2013 21:48

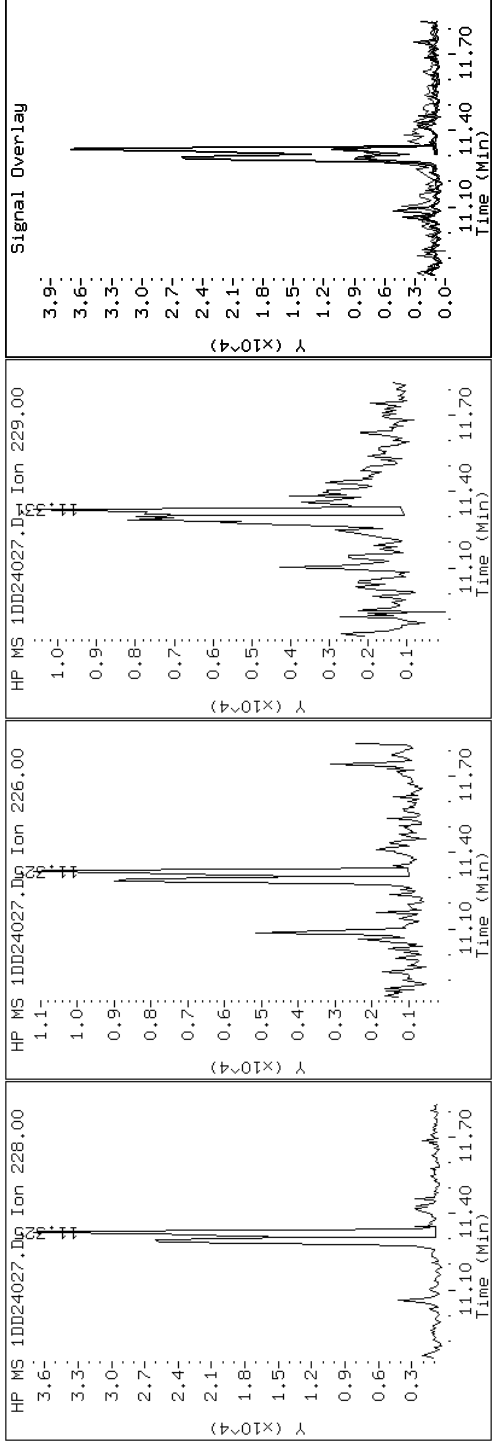
Client ID: CVI321B-CSD

Instrument: BSMDS.i

Sample Info: 680-89513-A-25-A

Operator: SCC

18 Chrysene



Data File: 1DD24027.D

Date: 24-APR-2013 21:48

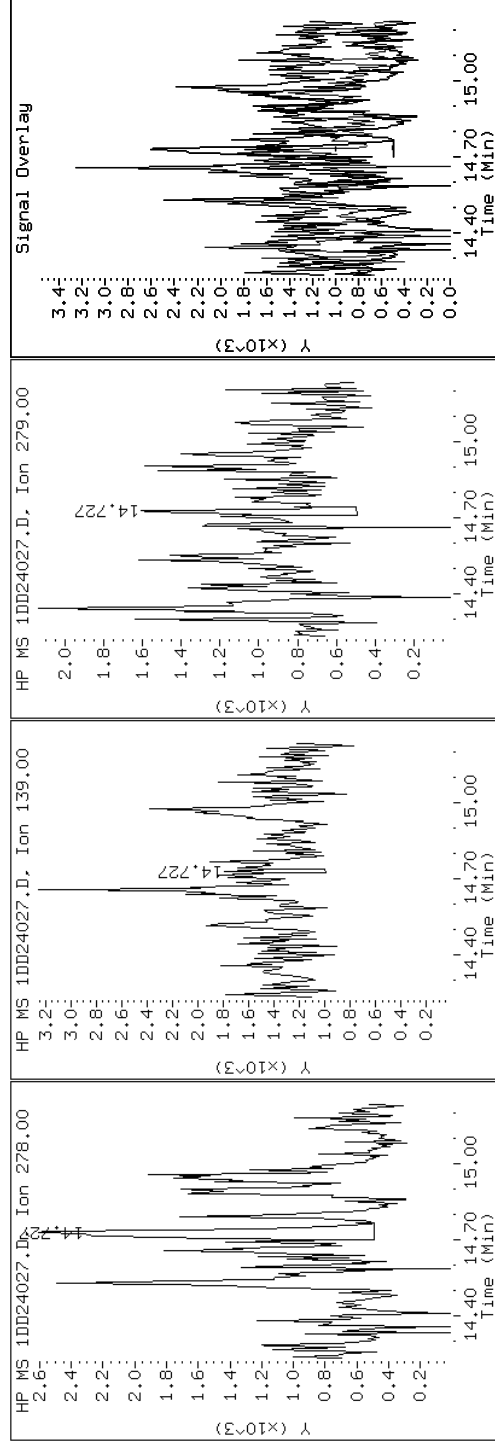
Client ID: CV1321B-CSD

Instrument: BSMDS.i

Sample Info: 680-89513-A-25-A

Operator: SCC

24 Dibenzo(a,h)anthracene



Data File: 1DD24027.D

Date: 24-APR-2013 21:48

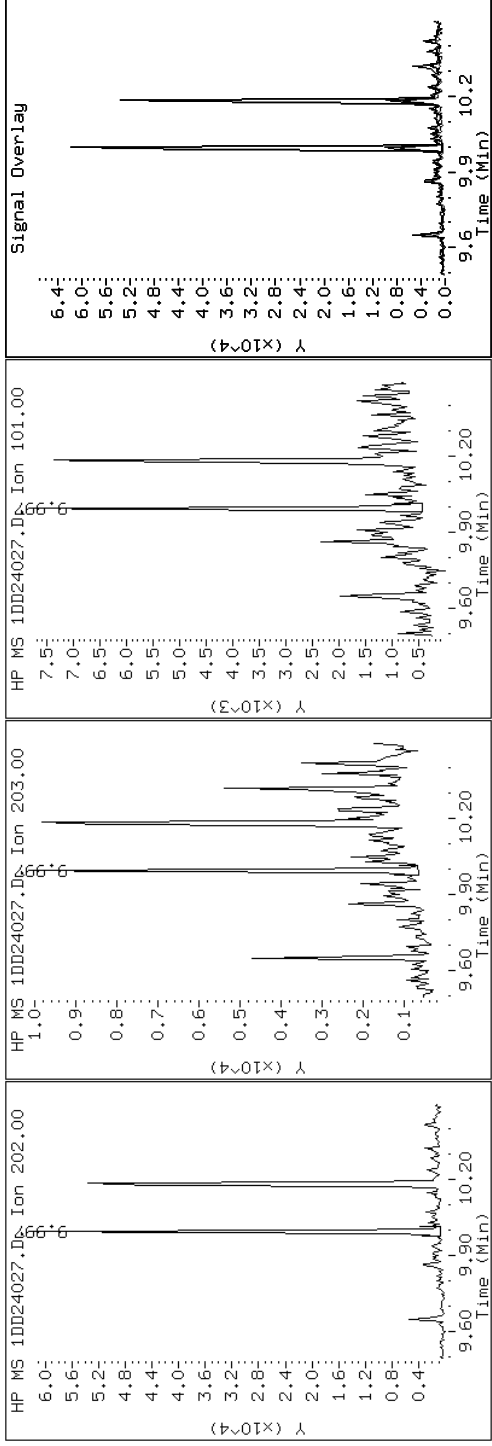
Client ID: CV1321B-CSD

Instrument: BSMDS.i

Sample Info: 680-89513-A-25-A

Operator: SCC

14 Fluoranthene



Data File: 1DD24027.D

Date: 24-APR-2013 21:48

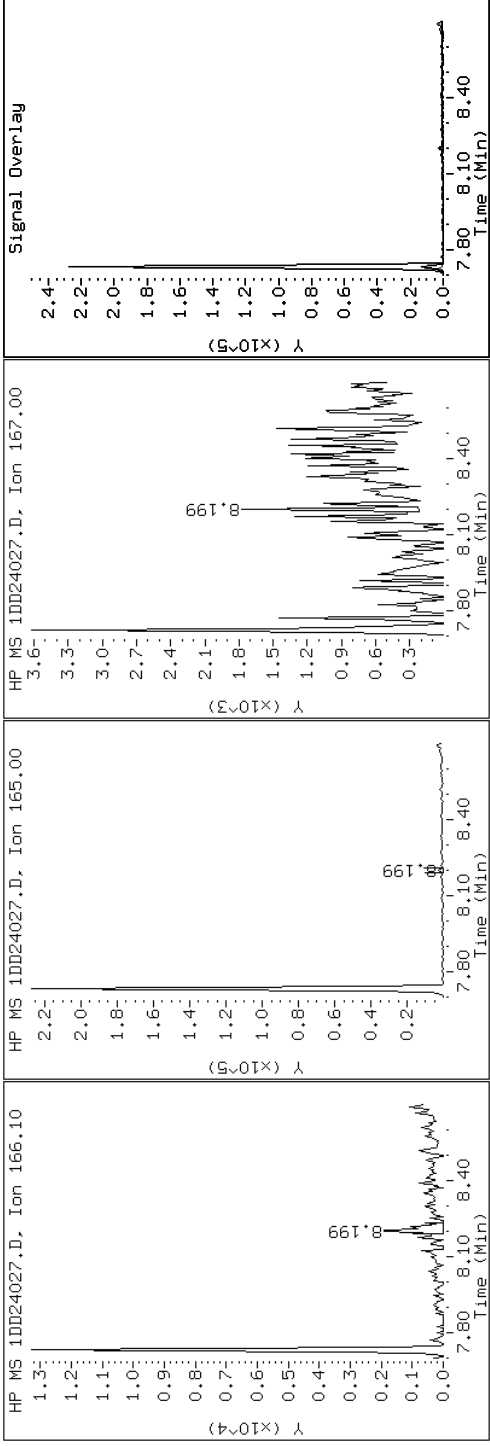
Client ID: CVI321B-CSD

Instrument: BSMSD.i

Sample Info: 680-89513-A-25-A

Operator: SCC

8 Fluorene



Data File: 1DD24027.D

Date: 24-APR-2013 21:48

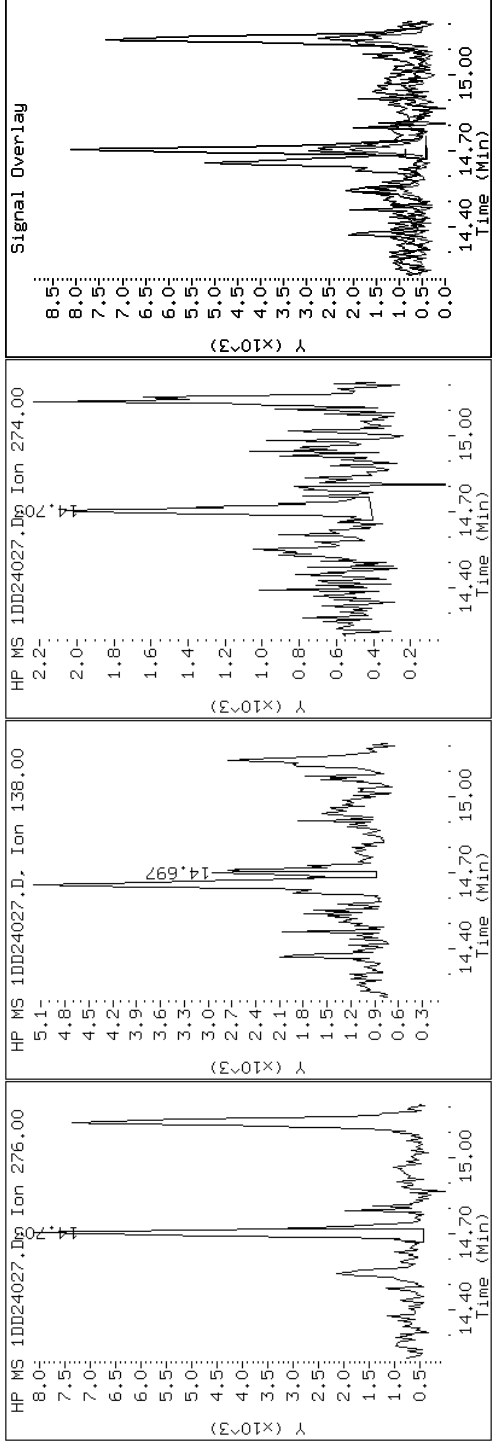
Client ID: CVI321B-CSD

Instrument: BSMDS.i

Sample Info: 680-89513-A-25-A

Operator: SCC

23 Indeno(1,2,3-cd)pyrene



Data File: 1DD24027.D

Date: 24-APR-2013 21:48

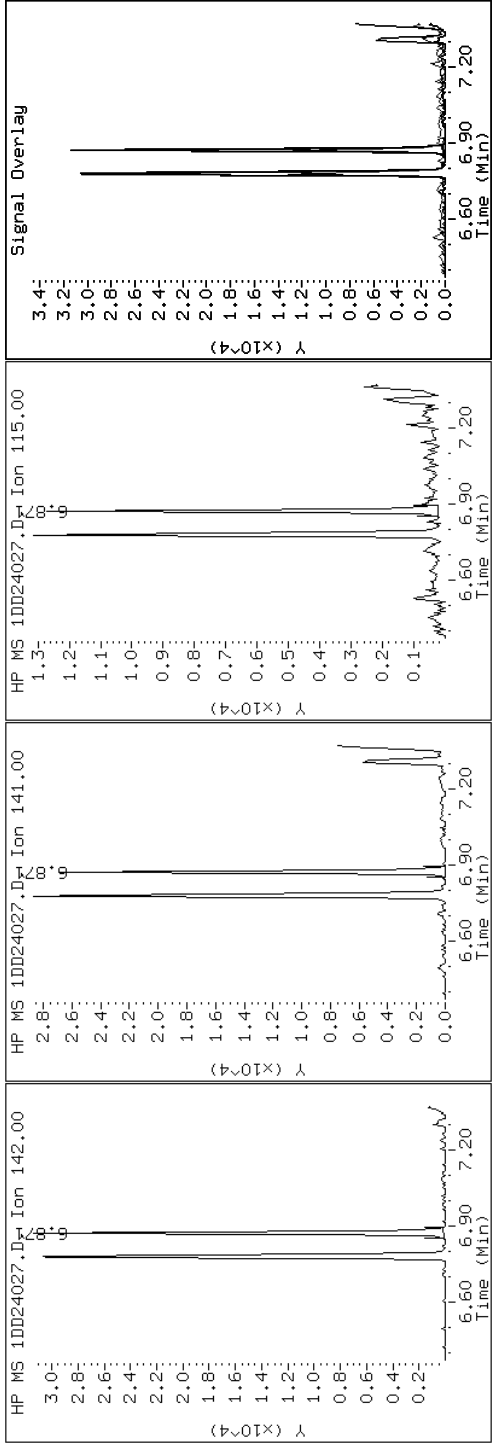
Client ID: CV1321B-CSD

Instrument: BSMDS.i

Sample Info: 680-89513-A-25-A

Operator: SCC

4 1-Methylnaphthalene



Data File: 1DD24027.D

Date: 24-APR-2013 21:48

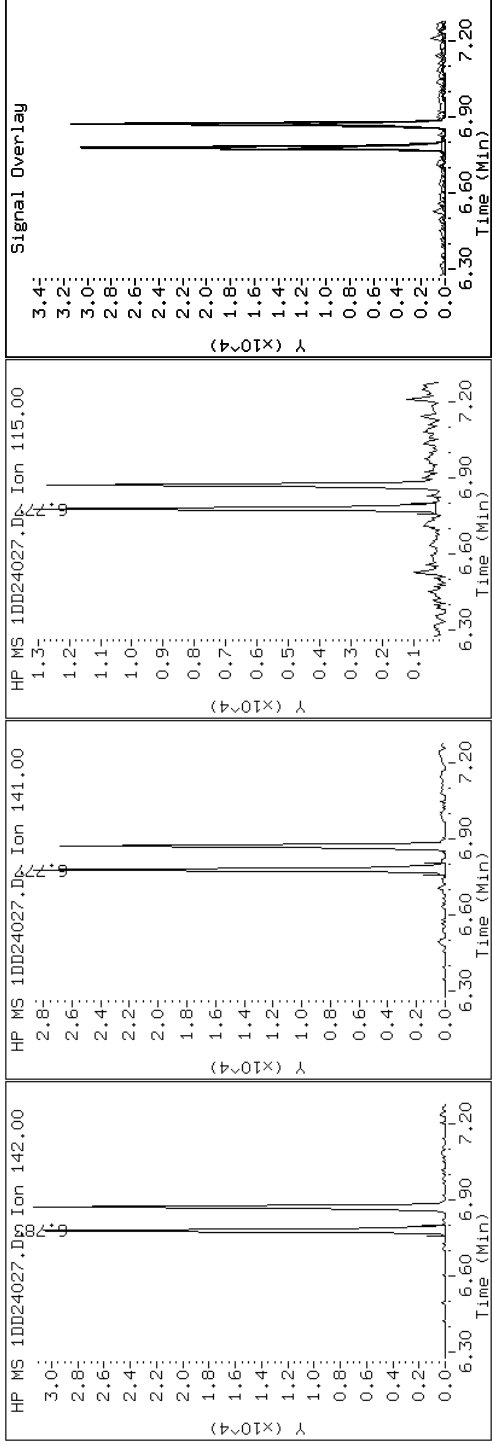
Client ID: CV1321B-CSD

Instrument: BSMDS.i

Sample Info: 680-89513-A-25-A

Operator: SCC

3 2-Methylnaphthalene



Data File: 1DD24027.D

Date: 24-APR-2013 21:48

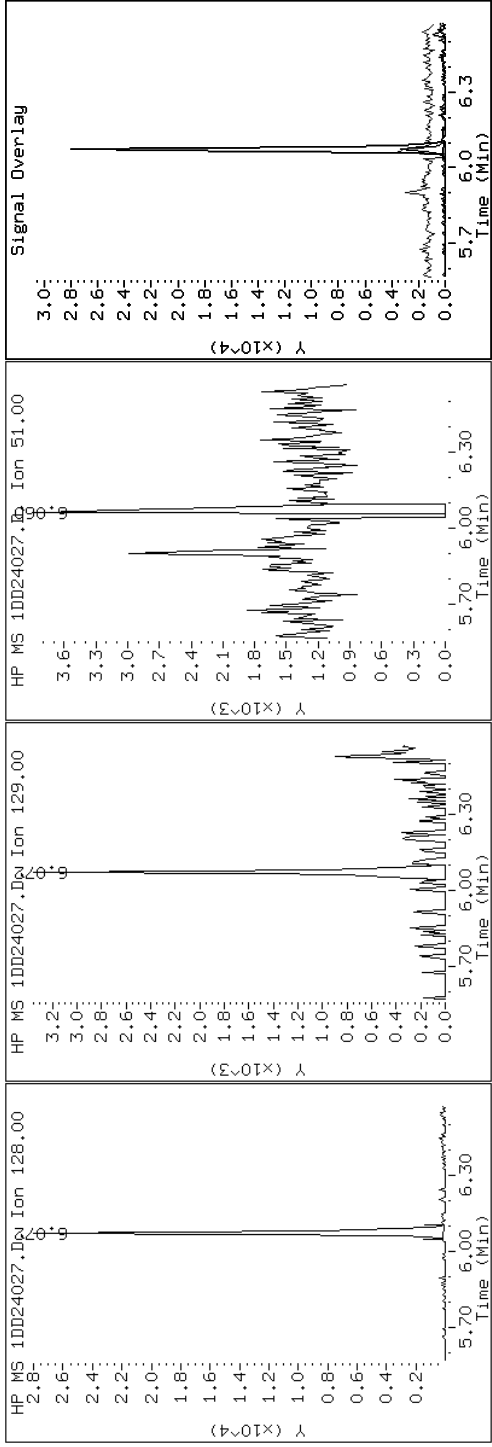
Client ID: CV1321B-CSD

Instrument: BSMDS.i

Sample Info: 680-89513-A-25-A

Operator: SCC

2 Naphthalene



Data File: 1DD24027.D

Date: 24-APR-2013 21:48

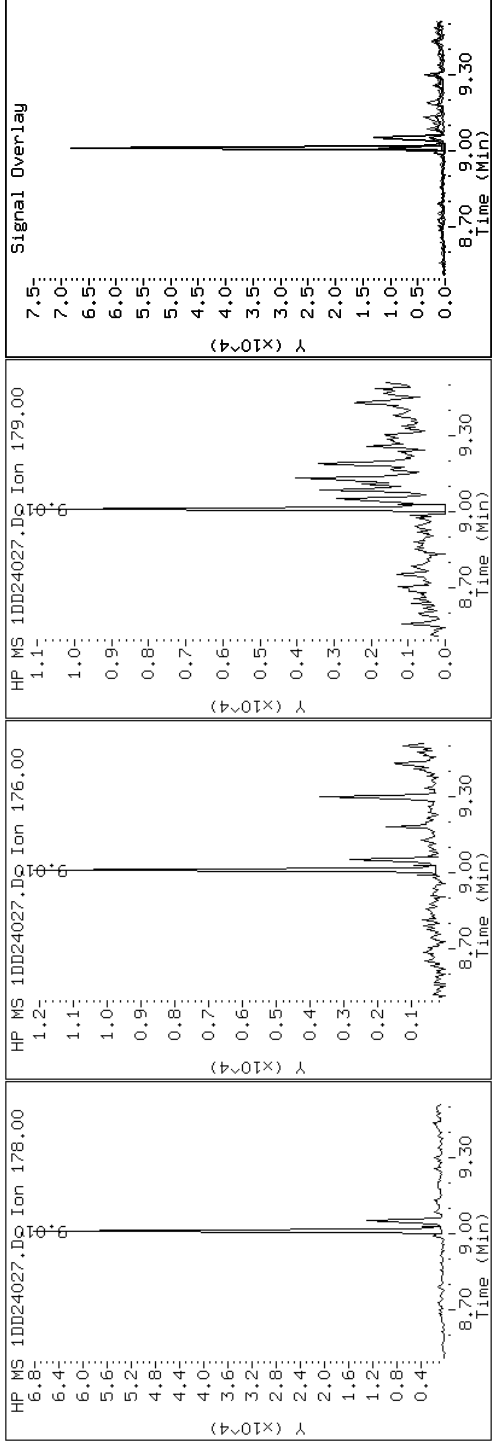
Client ID: CV1321B-CSD

Instrument: BSMDS.i

Sample Info: 680-89513-A-25-A

Operator: SCC

10 Phenanthrene



Data File: 1DD24027.D

Date: 24-APR-2013 21:48

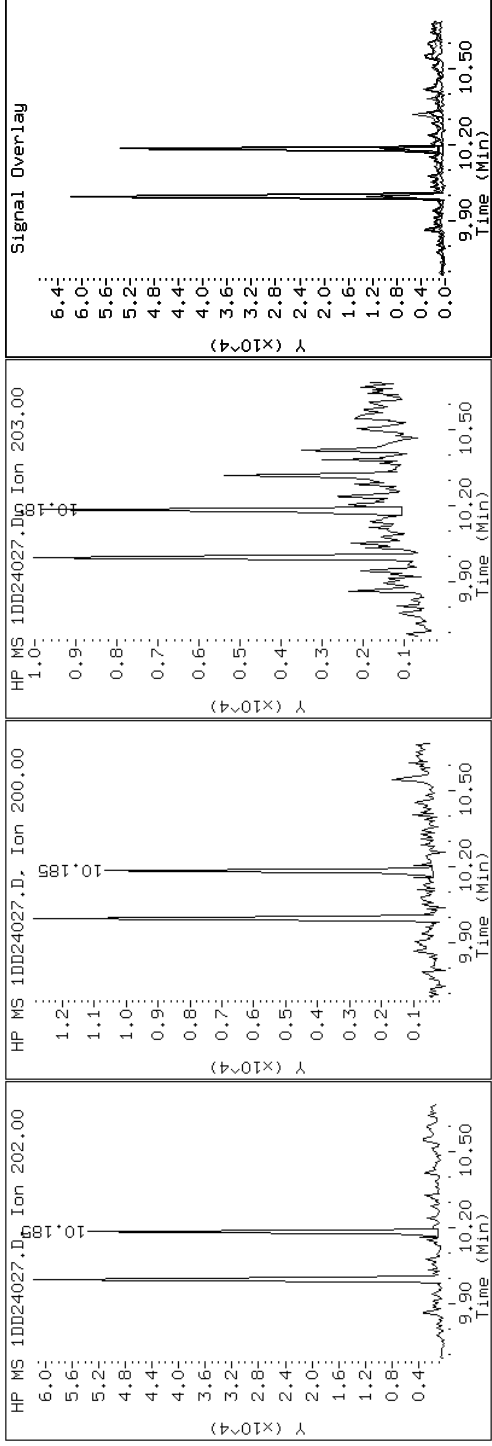
Client ID: CV1321B-CSD

Instrument: BSMDS.i

Sample Info: 680-89513-A-25-A

Operator: SCC

15 Pyrene

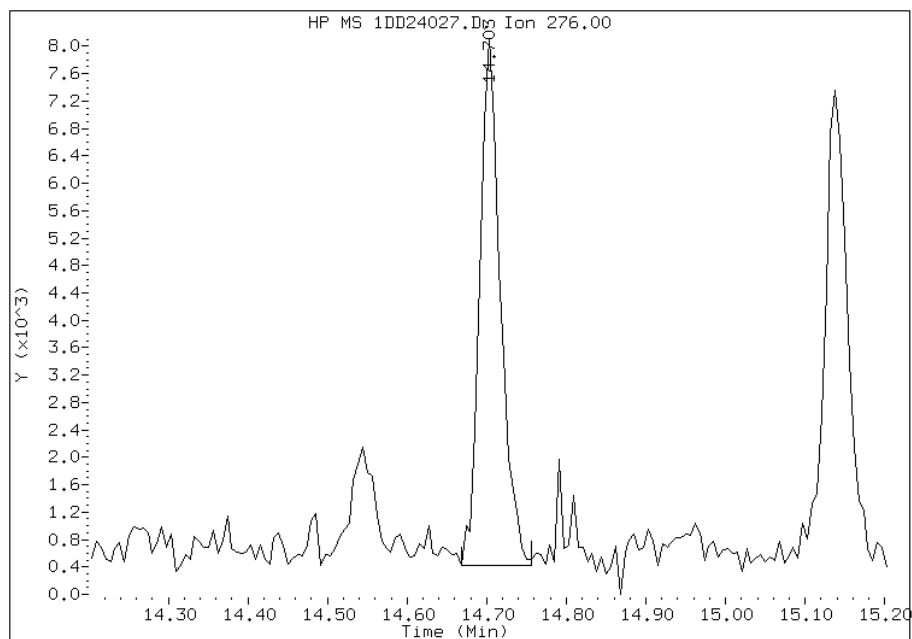


Manual Integration Report

Data File: 1DD24027.D
Inj. Date and Time: 24-APR-2013 21:48
Instrument ID: BSMSD.i
Client ID: CV1321B-CSD
Compound: 23 Indeno(1,2,3-cd)pyrene
CAS #: 193-39-5
Report Date: 04/25/2013

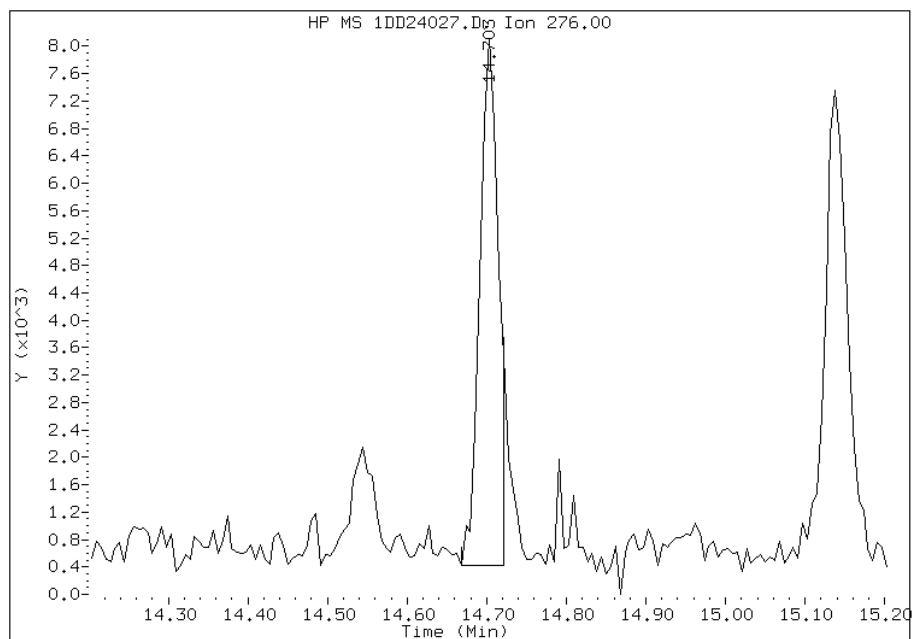
Processing Integration Results

RT: 14.70
Response: 13797
Amount: 0
Conc: 89



Manual Integration Results

RT: 14.70
Response: 12394
Amount: 0
Conc: 80



Manually Integrated By: cantins
Modification Date: 25-Apr-2013 13:19
Manual Integration Reason: Split Peak

FORM VI
GC/MS SEMI VOA INITIAL CALIBRATION DATA
INTERNAL STANDARD CURVE EVALUATION

Lab Name: TestAmerica Tampa Job No.: 680-89513-2 Analy Batch No.: 136164

SDG No.: 68089513-2

Instrument ID: BSMD5973 GC Column: DB-5MS ID: 250(um) Heated Purge: (Y/N) N

Calibration Start Date: 04/04/2013 13:49 Calibration End Date: 04/04/2013 16:04 Calibration ID: 2874

Calibration Files:

LEVEL:	LAB SAMPLE ID:	LAB FILE ID:
Level 1	IC 660-136164/15	1DD04007.D
Level 2	IC 660-136164/16	1DD04008.D
Level 3	IC 660-136164/17	1DD04009.D
Level 4	IC 660-136164/18	1DD04010.D
Level 5	ICIS 660-136164/19	1DD04011.D
Level 6	IC 660-136164/20	1DD04012.D
Level 7	IC 660-136164/21	1DD04013.D

ANALYTE	RRF					CURVE TYPE	COEFFICIENT			#	MIN RRF	%RSD	#	MAX %RSD	R ² OR COD	#	MIN R ² OR COD
	LVL 1	LVL 2	LVL 3	LVL 4	LVL 5		B	M1	M2								
	LVL 6	LVL 7															
Naphthalene	0.9331 1.0230	0.9606 1.0509	1.0286	0.9649	0.9984	Ave	0.9942			0.0000	4.3		15.0				
2-Methylnaphthalene	0.5806 0.6693	0.6114 0.6984	0.6517	0.6297	0.6515	Ave	0.6418			0.0000	6.0		15.0				
1-Methylnaphthalene	0.5558 0.6314	0.5782 0.6544	0.6189	0.5919	0.6119	Ave	0.6061			0.0000	5.5		15.0				
Acenaphthylene	1.4312 1.8297	1.5518 1.8878	1.7317	1.6795	1.7392	Ave	1.6930			0.0000	9.3		15.0				
Acenaphthene	1.0016 1.0873	0.9902 1.1219	1.0649	1.0164	1.0329	Ave	1.0450			0.0000	4.6		15.0				
Fluorene	1.1332 1.3072	1.1795 1.3301	1.2333	1.2265	1.2526	Ave	1.2375			0.0000	5.5		15.0				
Phenanthrene	1.0628 1.1227	1.0409 1.1914	1.1226	1.0753	1.0969	Ave	1.1018			0.0000	4.5		15.0				
Anthracene	0.9667 1.1508	1.0104 1.2102	1.1116	1.0846	1.1206	Ave	1.0936			0.0000	7.6		15.0				
Carbazole	0.8539 0.9974	0.9170 1.0575	0.9788	0.9568	0.9906	Ave	0.9646			0.0000	6.7		15.0				
Fluoranthene	1.0349 1.1765	1.0636 1.2407	1.1552	1.1188	1.1468	Ave	1.1338			0.0000	6.1		15.0				
Pyrene	1.1042 1.2400	1.1445 1.2796	1.2302	1.1952	1.2147	Ave	1.2012			0.0000	5.0		15.0				
Benzo[a]anthracene	1.5223 1.0884	1.1349 1.0935	1.1146	1.0605	1.0812	Ave	1.1565			0.0000	14.1		15.0				
Chrysene	1.1462 1.0803	1.0503 1.1335	1.0831	1.0383	1.0590	Ave	1.0844			0.0000	3.8		15.0				
Benzo[b]fluoranthene	0.9638 1.0305	0.9264 1.0697	1.0233	0.9705	1.0102	Ave	0.9992			0.0000	4.8		15.0				

Note: The m1 coefficient is the same as Ave RRF for an Ave curve type.

FORM VI
GC/MS SEMI VOA INITIAL CALIBRATION DATA
INTERNAL STANDARD CURVE EVALUATION

Lab Name: TestAmerica Tampa Job No.: 680-89513-2 Analy Batch No.: 136164

SDG No.: 68089513-2

Instrument ID: BSMD5973 GC Column: DB-5MS ID: 250 (um) Heated Purge: (Y/N) N

Calibration Start Date: 04/04/2013 13:49 Calibration End Date: 04/04/2013 16:04 Calibration ID: 2874

ANALYTE	RRF					CURVE TYPE	COEFFICIENT			#	MIN RRF	%RSD	#	MAX %RSD	R ² OR COD	#	MIN R ² OR COD
	LVL 1	LVL 2	LVL 3	LVL 4	LVL 5		B	M1	M2								
	LVL 6	LVL 7															
Benzo[k]fluoranthene	0.9941 1.0870	1.0278 1.1123	1.0413	1.0574	1.0488	Ave		1.0527			0.0000	3.7		15.0			
Benzo[a]pyrene	0.9363 1.0554	0.9330 1.0817	1.0086	0.9978	1.0150	Ave		1.0040			0.0000	5.5		15.0			
Indeno[1,2,3-cd]pyrene	0.9719 1.1444	1.0047 1.2203	1.0673	1.0253	1.0598	Ave		1.0705			0.0000	8.0		15.0			
Dibenz(a,h)anthracene	1.0008 1.0474	0.9200 1.0891	1.0022	0.9846	1.0127	Ave		1.0081			0.0000	5.2		15.0			
Benzo[g,h,i]perylene	0.9959 1.0588	1.0032 1.0675	1.0494	1.0184	1.0221	Ave		1.0308			0.0000	2.7		15.0			
o-Terphenyl	0.5239 0.6240	0.5611 0.6847	0.6139	0.5898	0.6214	Ave		0.6027			0.0000	8.5		15.0			

Note: The m1 coefficient is the same as Ave RRF for an Ave curve type.

FORM VI
GC/MS SEMI VOA INITIAL CALIBRATION DATA
INTERNAL STANDARD RESPONSE AND CONCENTRATION

Lab Name: TestAmerica Tampa Job No.: 680-89513-2 Analy Batch No.: 136164

SDG No.: 68089513-2

Instrument ID: BSMD5973 GC Column: DB-5MS ID: 250 (um) Heated Purge: (Y/N) N

Calibration Start Date: 04/04/2013 13:49 Calibration End Date: 04/04/2013 16:04 Calibration ID: 2874

Calibration Files:

LEVEL:	LAB SAMPLE ID:	LAB FILE ID:
Level 1	IC 660-136164/15	1DD04007.D
Level 2	IC 660-136164/16	1DD04008.D
Level 3	IC 660-136164/17	1DD04009.D
Level 4	IC 660-136164/18	1DD04010.D
Level 5	ICIS 660-136164/19	1DD04011.D
Level 6	IC 660-136164/20	1DD04012.D
Level 7	IC 660-136164/21	1DD04013.D

ANALYTE	IS REF	CURVE TYPE	RESPONSE					CONCENTRATION (UG/ML)				
			LVL 1 LVL 6	LVL 2 LVL 7	LVL 3	LVL 4	LVL 5	LVL 1 LVL 6	LVL 2 LVL 7	LVL 3	LVL 4	LVL 5
Naphthalene	NPT	Ave	11503 1777021	59216 3211548	316194	614716	1235557	0.200 30.0	1.00 50.0	5.00	10.0	20.0
2-Methylnaphthalene	NPT	Ave	7158 1162560	37688 2134320	200332	401151	806286	0.200 30.0	1.00 50.0	5.00	10.0	20.0
1-Methylnaphthalene	NPT	Ave	6852 1096847	35645 1999874	190230	377068	757317	0.200 30.0	1.00 50.0	5.00	10.0	20.0
Acenaphthylene	ANT	Ave	10298 1852399	56340 3396591	314191	620756	1275622	0.200 30.0	1.00 50.0	5.00	10.0	20.0
Acenaphthene	ANT	Ave	7207 1100779	35951 2018481	193205	375673	757590	0.200 30.0	1.00 50.0	5.00	10.0	20.0
Fluorene	ANT	Ave	8154 1323451	42826 2393163	223769	453336	918747	0.200 30.0	1.00 50.0	5.00	10.0	20.0
Phenanthrene	PHN	Ave	12866 1932978	63070 3534794	338739	657435	1331875	0.200 30.0	1.00 50.0	5.00	10.0	20.0
Anthracene	PHN	Ave	11703 1981347	61222 3590722	335430	663091	1360668	0.200 30.0	1.00 50.0	5.00	10.0	20.0
Carbazole	PHN	Ave	10338 1717245	55563 3137679	295345	584967	1202897	0.200 30.0	1.00 50.0	5.00	10.0	20.0
Fluoranthene	PHN	Ave	12529 2025512	64445 3681257	348578	684049	1392506	0.200 30.0	1.00 50.0	5.00	10.0	20.0
Pyrene	CRY	Ave	13274 2181708	69252 3965627	374480	738839	1496990	0.200 30.0	1.00 50.0	5.00	10.0	20.0
Benzo[a]anthracene	CRY	Ave	18301 1914899	68675 3388838	339292	655565	1332372	0.200 30.0	1.00 50.0	5.00	10.0	20.0
Chrysene	CRY	Ave	13779 1900592	63553 3512644	329706	641842	1305118	0.200 30.0	1.00 50.0	5.00	10.0	20.0
Benzo[b]fluoranthene	PRY	Ave	12005 1811151	57946 3290902	323060	612455	1270704	0.200 30.0	1.00 50.0	5.00	10.0	20.0
Benzo[k]fluoranthene	PRY	Ave	12382 1910468	64288 3421834	328752	667284	1319239	0.200 30.0	1.00 50.0	5.00	10.0	20.0

FORM VI
GC/MS SEMI VOA INITIAL CALIBRATION DATA
INTERNAL STANDARD RESPONSE AND CONCENTRATION

Lab Name: TestAmerica Tampa Job No.: 680-89513-2 Analy Batch No.: 136164

SDG No.: 68089513-2

Instrument ID: BSMD5973 GC Column: DB-5MS ID: 250 (um) Heated Purge: (Y/N) N

Calibration Start Date: 04/04/2013 13:49 Calibration End Date: 04/04/2013 16:04 Calibration ID: 2874

ANALYTE	IS REF	CURVE TYPE	RESPONSE					CONCENTRATION (UG/ML)				
			LVL 1	LVL 2	LVL 3	LVL 4	LVL 5	LVL 1	LVL 2	LVL 3	LVL 4	LVL 5
			LVL 6	LVL 7				LVL 6	LVL 7			
Benzo[a]pyrene	PRY	Ave	11662 1854979	58354 3327888	318431	629684	1276688	0.200 30.0	1.00 50.0	5.00	10.0	20.0
Indeno[1,2,3-cd]pyrene	PRY	Ave	12106 2011375	62840 3754268	336963	647015	1333044	0.200 30.0	1.00 50.0	5.00	10.0	20.0
Dibenz(a,h)anthracene	PRY	Ave	12466 1840819	57541 3350541	316396	621340	1273836	0.200 30.0	1.00 50.0	5.00	10.0	20.0
Benzo[g,h,i]perylene	PRY	Ave	12405 1860821	62750 3284166	331324	642692	1285637	0.200 30.0	1.00 50.0	5.00	10.0	20.0
o-Terphenyl	PHN	Ave	6343 1074388	33997 2031596	185249	360585	754512	0.200 30.0	1.00 50.0	5.00	10.0	20.0

Curve Type Legend:

Ave = Average ISTD

TestAmerica Laboratories

Semivolatiles 8270 low level PAH

Data file : \\tam-chemsrv\chem\SM\BSMSD.i\1D040413.b\1DD04007.D
 Lab Smp Id: IC-1531396
 Inj Date : 04-APR-2013 13:49
 Operator : SCC Inst ID: BSMSD.i
 Smp Info : IC-1531396
 Misc Info :
 Comment :
 Method : \\tam-chemsrv\chem\SM\BSMSD.i\1D040413.b\dfASTPAHi.m
 Meth Date : 05-Apr-2013 12:31 BSMSD.i Quant Type: ISTD
 Cal Date : 04-APR-2013 16:04 Cal File: 1DD04013.D
 Als bottle: 5 Calibration Sample, Level: 1
 Dil Factor: 1.00000
 Integrator: HP RTE Compound Sublist: pah.sub
 Target Version: 4.14
 Processing Host: TAM1000

Compounds	QUANT SIG		AMOUNTS				
	MASS	RT	EXP RT	REL RT	RESPONSE	CAL-AMT (ug/l)	ON-COL (ug/l)
* 1 Naphthalene-d8	136	6.091	6.091	(1.000)	2465524	40.0000	
* 6 Acenaphthene-d10	164	7.766	7.766	(1.000)	1439075	40.0000	
* 9 Phenanthrene-d10	188	9.023	9.023	(1.000)	2421253	40.0000	
\$ 13 o-Terphenyl	230	9.329	9.329	(1.034)	6343	0.20000	0.17
* 17 Chrysene-d12	240	11.338	11.338	(1.000)	2404329	40.0000	
* 22 Perylene-d12	264	13.165	13.165	(1.000)	2491199	40.0000	
2 Naphthalene	128	6.109	6.109	(1.003)	11503	0.20000	0.19
3 2-Methylnaphthalene	142	6.814	6.814	(1.119)	7158	0.20000	0.18
4 1-Methylnaphthalene	142	6.908	6.908	(1.134)	6852	0.20000	0.18
5 Acenaphthylene	152	7.637	7.637	(0.983)	10298	0.20000	0.17
7 Acenaphthene	154	7.789	7.789	(1.003)	7207	0.20000	0.19
8 Fluorene	166	8.236	8.236	(1.061)	8154	0.20000	0.18
10 Phenanthrene	178	9.041	9.041	(1.002)	12866	0.20000	0.19
11 Anthracene	178	9.082	9.082	(1.007)	11703	0.20000	0.18
12 Carbazole	167	9.223	9.223	(1.022)	10338	0.20000	0.18
14 Fluoranthene	202	10.022	10.022	(1.111)	12529	0.20000	0.18
15 Pyrene	202	10.210	10.210	(0.901)	13274	0.20000	0.18
16 Benzo(a)anthracene	228	11.321	11.321	(0.998)	18301	0.20000	0.28
18 Chrysene	228	11.356	11.356	(1.002)	13779	0.20000	0.21
19 Benzo(b)fluoranthene	252	12.613	12.613	(0.958)	12005	0.20000	0.19
20 Benzo(k)fluoranthene	252	12.648	12.648	(0.961)	12382	0.20000	0.19
21 Benzo(a)pyrene	252	13.060	13.060	(0.992)	11662	0.20000	0.19
23 Indeno(1,2,3-cd)pyrene	276	14.734	14.734	(1.119)	12106	0.20000	0.18(M)
24 Dibenzo(a,h)anthracene	278	14.758	14.758	(1.121)	12466	0.20000	0.20(M)
25 Benzo(g,h,i)perylene	276	15.175	15.175	(1.153)	12405	0.20000	0.19

QC Flag Legend

M - Compound response manually integrated.

Data File: 1DD04007.D

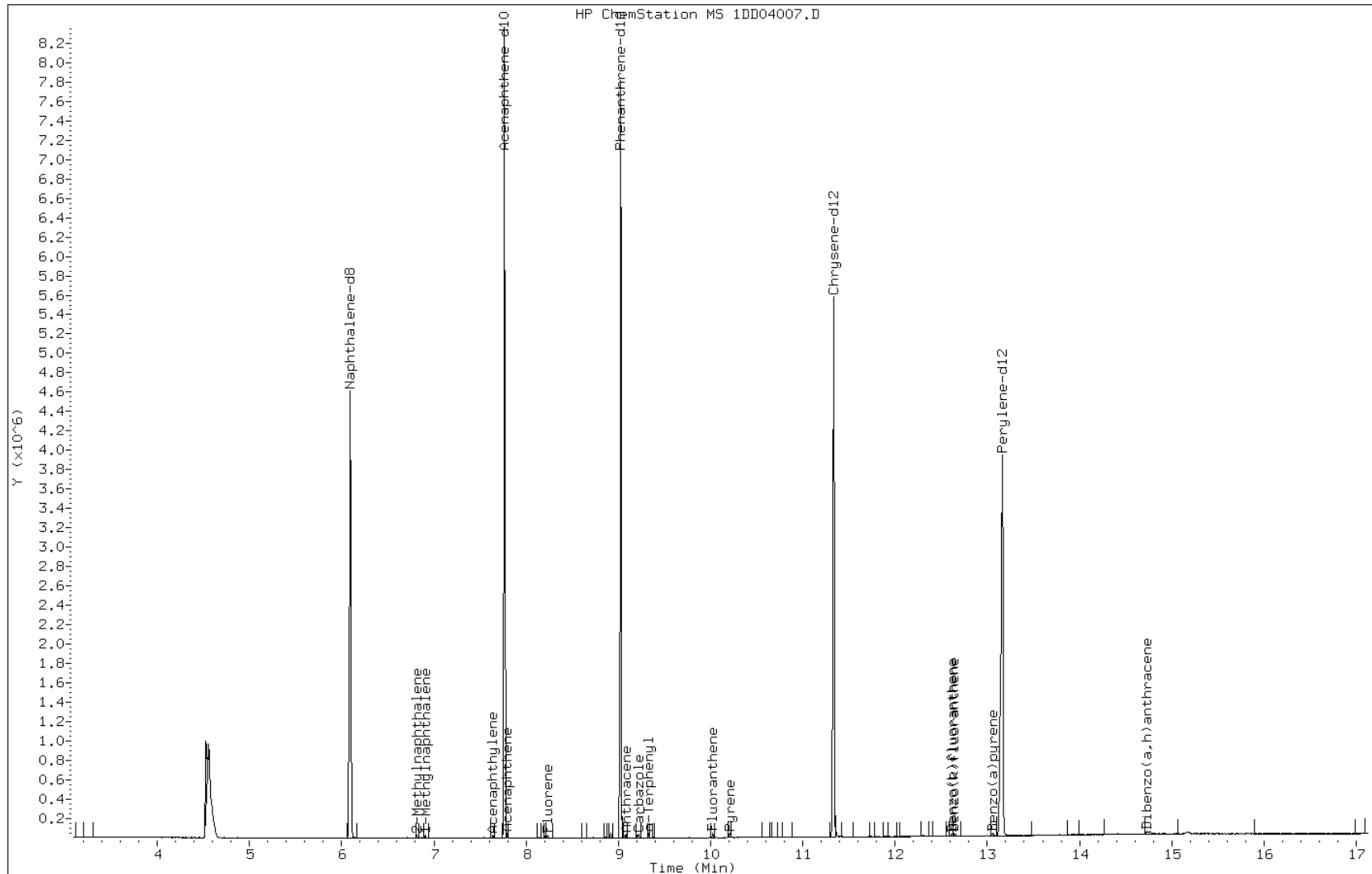
Date: 04-APR-2013 13:49

Client ID:

Instrument: BSMSD.i

Sample Info: IC-1531396

Operator: SCC

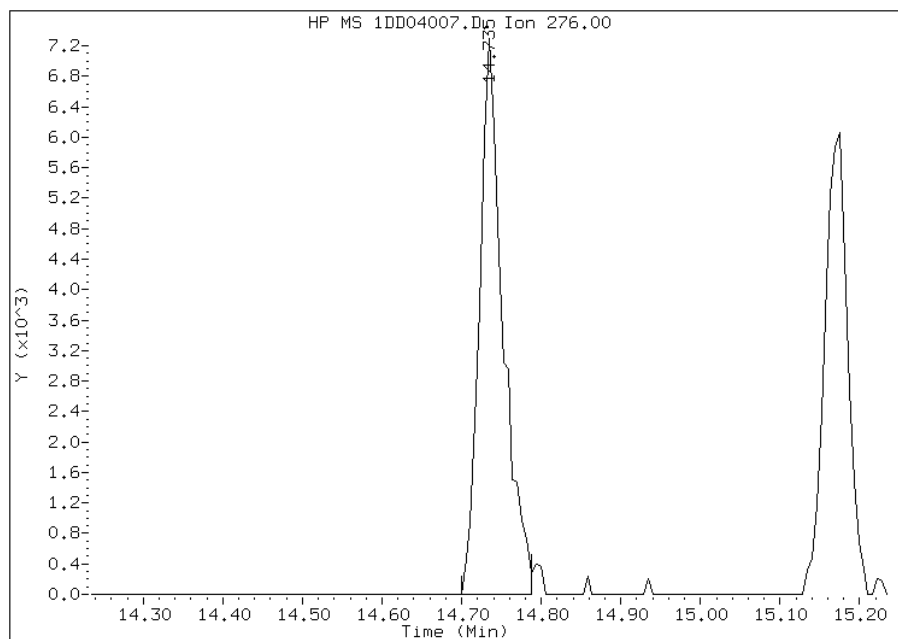


Manual Integration Report

Data File: 1DD04007.D
Inj. Date and Time: 04-APR-2013 13:49
Instrument ID: BSMSD.i
Client ID:
Compound: 23 Indeno(1,2,3-cd)pyrene
CAS #: 193-39-5
Report Date: 04/05/2013

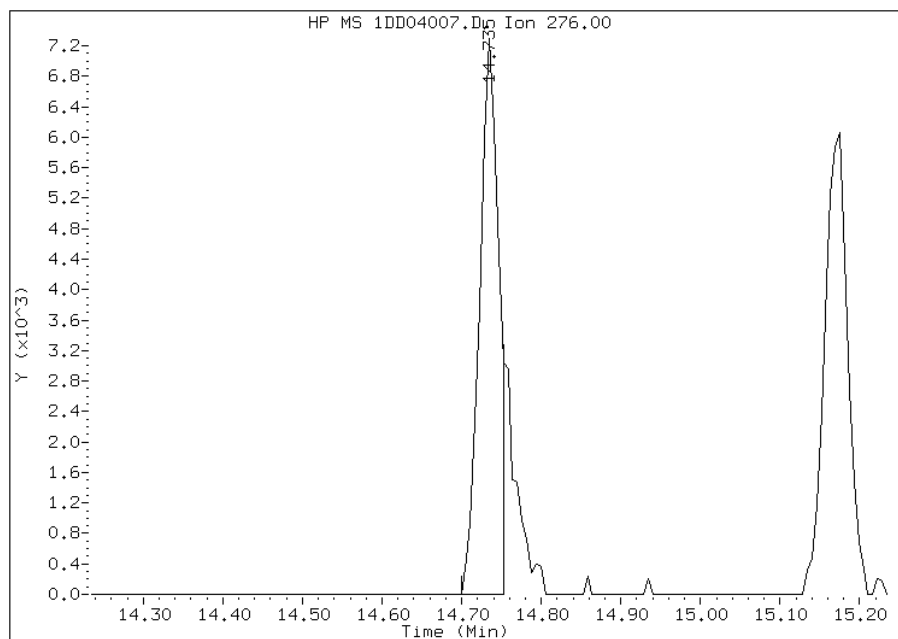
Processing Integration Results

RT: 14.73
Response: 14910
Amount: 0
Conc: 0



Manual Integration Results

RT: 14.73
Response: 12106
Amount: 0
Conc: 0



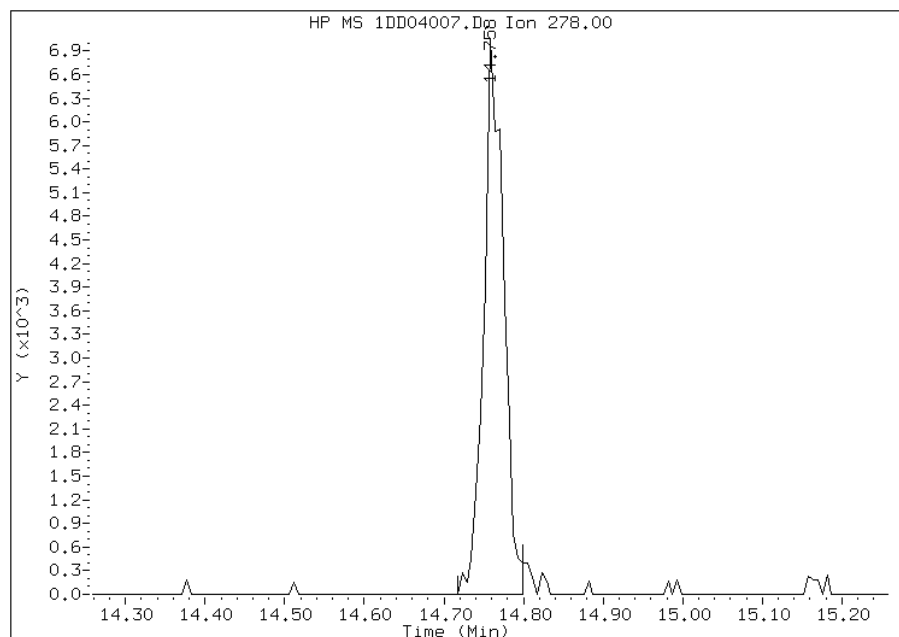
Manually Integrated By: cantins
Modification Date: 05-Apr-2013 12:28
Manual Integration Reason: Split Peak

Manual Integration Report

Data File: 1DD04007.D
Inj. Date and Time: 04-APR-2013 13:49
Instrument ID: BSMSD.i
Client ID:
Compound: 24 Dibenzo(a,h)anthracene
CAS #: 53-70-3
Report Date: 04/05/2013

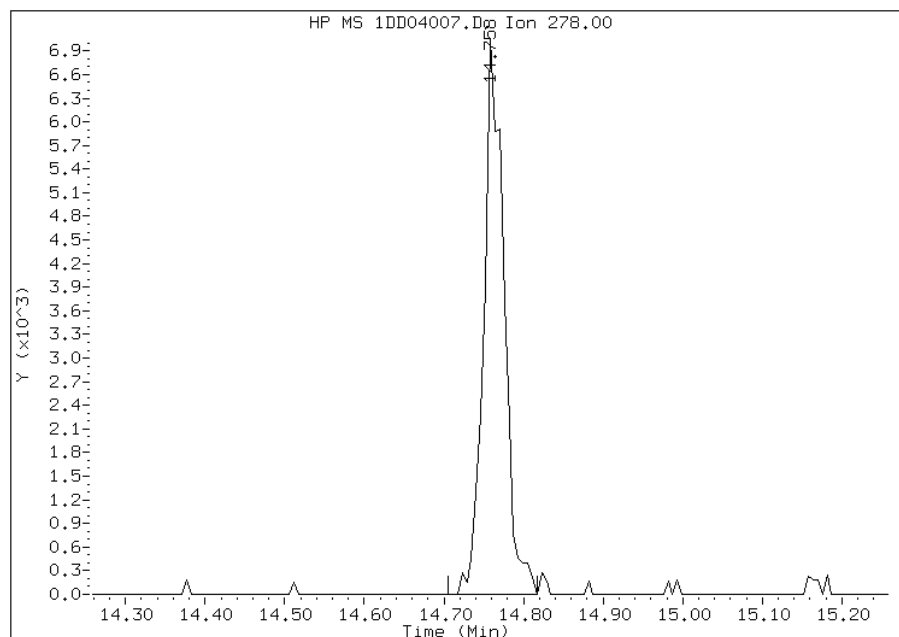
Processing Integration Results

RT: 14.76
Response: 12250
Amount: 0
Conc: 0



Manual Integration Results

RT: 14.76
Response: 12466
Amount: 0
Conc: 0



Manually Integrated By: cantins
Modification Date: 05-Apr-2013 12:28
Manual Integration Reason: Baseline Event

TestAmerica Laboratories

Semivolatile 8270 low level PAH

Data file : \\tam-chemsvr\chem\SM\BSMSD.i\1D040413.b\1DD04008.D
 Lab Smp Id: IC-1531398
 Inj Date : 04-APR-2013 14:11
 Operator : SCC Inst ID: BSMSD.i
 Smp Info : IC-1531398
 Misc Info :
 Comment :
 Method : \\tam-chemsvr\chem\SM\BSMSD.i\1D040413.b\dFASTPAHi.m
 Meth Date : 05-Apr-2013 12:31 BSMSD.i Quant Type: ISTD
 Cal Date : 04-APR-2013 13:49 Cal File: 1DD04007.D
 Als bottle: 6 Calibration Sample, Level: 2
 Dil Factor: 1.00000
 Integrator: HP RTE Compound Sublist: pah.sub
 Target Version: 4.14
 Processing Host: TAM1000

Compounds	QUANT SIG		AMOUNTS				
	MASS	RT	EXP RT	REL RT	RESPONSE	CAL-AMT (ug/l)	ON-COL (ug/l)
* 1 Naphthalene-d8	136	6.089	6.089	(1.000)	2465772	40.0000	
* 6 Acenaphthene-d10	164	7.769	7.769	(1.000)	1452284	40.0000	
* 9 Phenanthrene-d10	188	9.027	9.027	(1.000)	2423707	40.0000	
\$ 13 o-Terphenyl	230	9.332	9.332	(1.034)	33997	1.00000	0.93
* 17 Chrysene-d12	240	11.336	11.336	(1.000)	2420423	40.0000	
* 22 Perylene-d12	264	13.163	13.163	(1.000)	2501899	40.0000	
2 Naphthalene	128	6.112	6.112	(1.004)	59216	1.00000	0.97
3 2-Methylnaphthalene	142	6.817	6.817	(1.120)	37688	1.00000	0.95
4 1-Methylnaphthalene	142	6.911	6.911	(1.135)	35645	1.00000	0.95
5 Acenaphthylene	152	7.640	7.640	(0.983)	56340	1.00000	0.92
7 Acenaphthene	154	7.793	7.793	(1.003)	35951	1.00000	0.95
8 Fluorene	166	8.233	8.233	(1.060)	42826	1.00000	0.95
10 Phenanthrene	178	9.038	9.038	(1.001)	63070	1.00000	0.94
11 Anthracene	178	9.080	9.080	(1.006)	61222	1.00000	0.92
12 Carbazole	167	9.221	9.221	(1.021)	55563	1.00000	0.95
14 Fluoranthene	202	10.020	10.020	(1.110)	64445	1.00000	0.94
15 Pyrene	202	10.208	10.208	(0.900)	69252	1.00000	0.95
16 Benzo(a)anthracene	228	11.318	11.318	(0.998)	68675	1.00000	1.0
18 Chrysene	228	11.359	11.359	(1.002)	63553	1.00000	0.97
19 Benzo(b)fluoranthene	252	12.611	12.611	(0.958)	57946	1.00000	0.93
20 Benzo(k)fluoranthene	252	12.646	12.646	(0.961)	64288	1.00000	0.98
21 Benzo(a)pyrene	252	13.057	13.057	(0.992)	58354	1.00000	0.93
23 Indeno(1,2,3-cd)pyrene	276	14.732	14.732	(1.119)	62840	1.00000	0.94(M)
24 Dibenzo(a,h)anthracene	278	14.761	14.761	(1.121)	57541	1.00000	0.91(M)
25 Benzo(g,h,i)perylene	276	15.167	15.167	(1.152)	62750	1.00000	0.97

QC Flag Legend

M - Compound response manually integrated.

Data File: 1DD04008.D

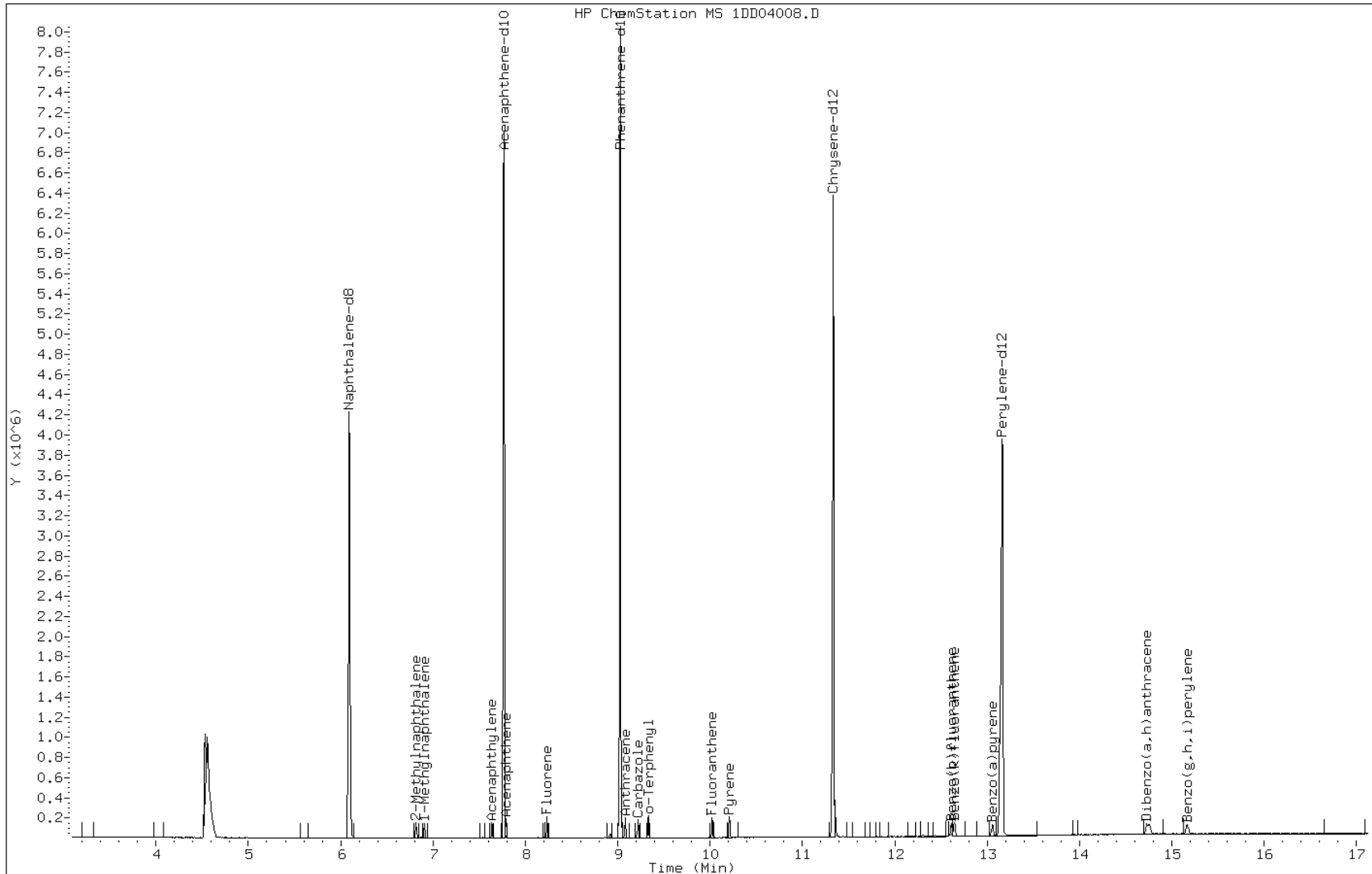
Date: 04-APR-2013 14:11

Client ID:

Instrument: BSMSD.i

Sample Info: IC-1531398

Operator: SCC

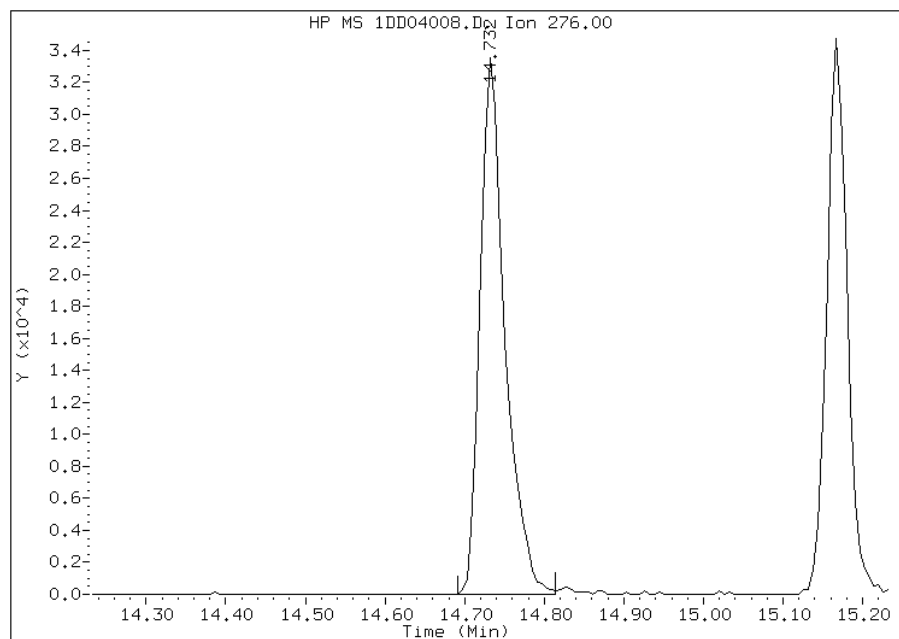


Manual Integration Report

Data File: 1DD04008.D
Inj. Date and Time: 04-APR-2013 14:11
Instrument ID: BSMSD.i
Client ID:
Compound: 23 Indeno(1,2,3-cd)pyrene
CAS #: 193-39-5
Report Date: 04/05/2013

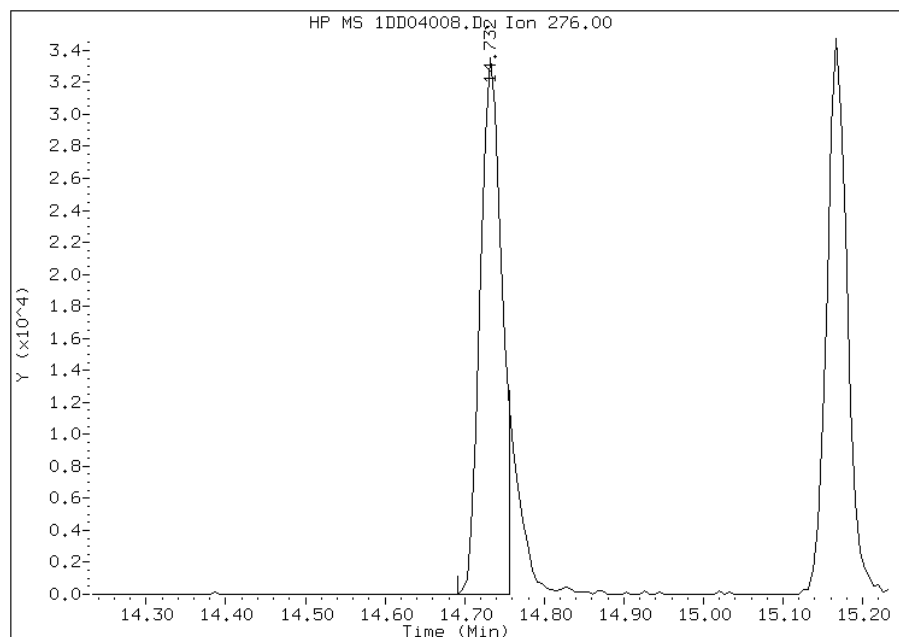
Processing Integration Results

RT: 14.73
Response: 72512
Amount: 1
Conc: 1



Manual Integration Results

RT: 14.73
Response: 62840
Amount: 1
Conc: 1



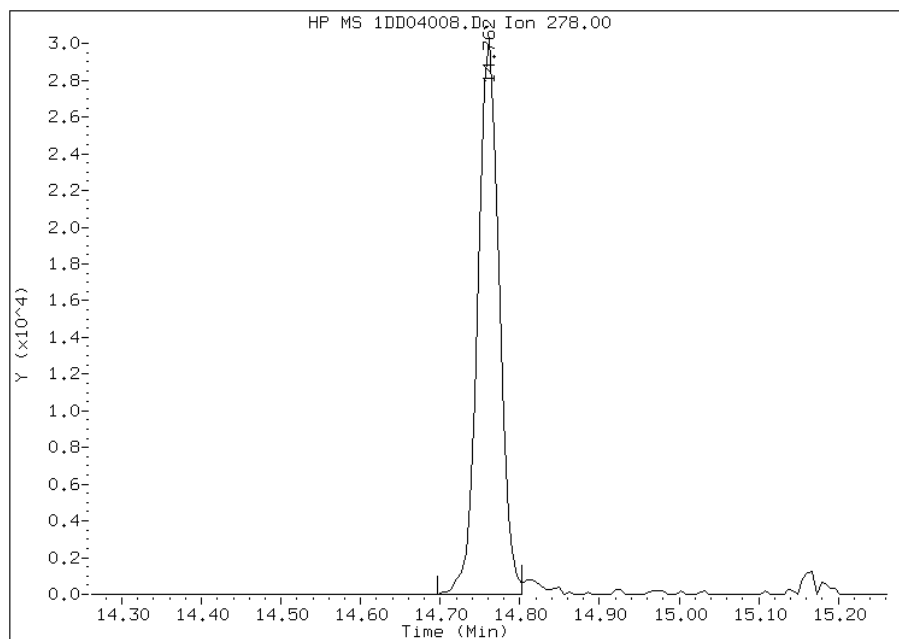
Manually Integrated By: cantins
Modification Date: 05-Apr-2013 12:29
Manual Integration Reason: Split Peak

Manual Integration Report

Data File: 1DD04008.D
Inj. Date and Time: 04-APR-2013 14:11
Instrument ID: BSMSD.i
Client ID:
Compound: 24 Dibenzo(a,h)anthracene
CAS #: 53-70-3
Report Date: 04/05/2013

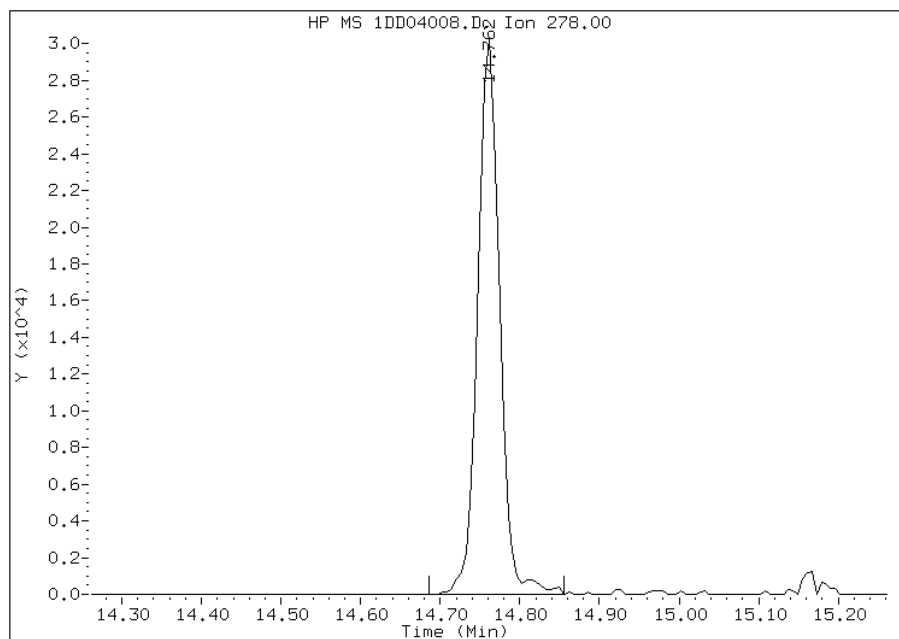
Processing Integration Results

RT: 14.76
Response: 56125
Amount: 1
Conc: 1



Manual Integration Results

RT: 14.76
Response: 57541
Amount: 1
Conc: 1



Manually Integrated By: cantins
Modification Date: 05-Apr-2013 12:28
Manual Integration Reason: Baseline Event

TestAmerica Laboratories

Semivolatiles 8270 low level PAH

Data file : \\tam-chemsrv\chem\SM\BSMSD.i\1D040413.b\1DD04009.D
 Lab Smp Id: IC-1531399
 Inj Date : 04-APR-2013 14:34
 Operator : SCC Inst ID: BSMSD.i
 Smp Info : IC-1531399
 Misc Info :
 Comment :
 Method : \\tam-chemsrv\chem\SM\BSMSD.i\1D040413.b\dfASTPAHi.m
 Meth Date : 05-Apr-2013 12:31 BSMSD.i Quant Type: ISTD
 Cal Date : 04-APR-2013 14:11 Cal File: 1DD04008.D
 Als bottle: 7 Calibration Sample, Level: 3
 Dil Factor: 1.00000
 Integrator: HP RTE Compound Sublist: pah.sub
 Target Version: 4.14
 Processing Host: TAM1000

Compounds	QUANT SIG		AMOUNTS				
	MASS	RT	EXP RT	REL RT	RESPONSE	CAL-AMT (ug/l)	ON-COL (ug/l)
* 1 Naphthalene-d8	136	6.093	6.093	(1.000)	2459101	40.0000	
* 6 Acenaphthene-d10	164	7.768	7.768	(1.000)	1451469	40.0000	
* 9 Phenanthrene-d10	188	9.025	9.025	(1.000)	2413975	40.0000	
\$ 13 o-Terphenyl	230	9.331	9.331	(1.034)	185249	5.00000	5.1
* 17 Chrysene-d12	240	11.340	11.340	(1.000)	2435324	40.0000	
* 22 Perylene-d12	264	13.167	13.167	(1.000)	2525708	40.0000	
2 Naphthalene	128	6.111	6.111	(1.003)	316194	5.00000	5.2
3 2-Methylnaphthalene	142	6.816	6.816	(1.119)	200332	5.00000	5.1
4 1-Methylnaphthalene	142	6.910	6.910	(1.134)	190230	5.00000	5.1
5 Acenaphthylene	152	7.639	7.639	(0.983)	314191	5.00000	5.1
7 Acenaphthene	154	7.791	7.791	(1.003)	193205	5.00000	5.1
8 Fluorene	166	8.232	8.232	(1.060)	223769	5.00000	5.0
10 Phenanthrene	178	9.043	9.043	(1.002)	338739	5.00000	5.1
11 Anthracene	178	9.084	9.084	(1.007)	335430	5.00000	5.1
12 Carbazole	167	9.219	9.219	(1.021)	295345	5.00000	5.1
14 Fluoranthene	202	10.024	10.024	(1.111)	348578	5.00000	5.1
15 Pyrene	202	10.212	10.212	(0.901)	374480	5.00000	5.1
16 Benzo(a)anthracene	228	11.323	11.323	(0.998)	339292	5.00000	5.1
18 Chrysene	228	11.358	11.358	(1.002)	329706	5.00000	5.0
19 Benzo(b)fluoranthene	252	12.615	12.615	(0.958)	323060	5.00000	5.1
20 Benzo(k)fluoranthene	252	12.650	12.650	(0.961)	328752	5.00000	4.9
21 Benzo(a)pyrene	252	13.062	13.062	(0.992)	318431	5.00000	5.0
23 Indeno(1,2,3-cd)pyrene	276	14.742	14.742	(1.120)	336963	5.00000	5.0(M)
24 Dibenzo(a,h)anthracene	278	14.766	14.766	(1.121)	316396	5.00000	5.0
25 Benzo(g,h,i)perylene	276	15.177	15.177	(1.153)	331324	5.00000	5.1

QC Flag Legend

M - Compound response manually integrated.

Data File: 1DD04009.D

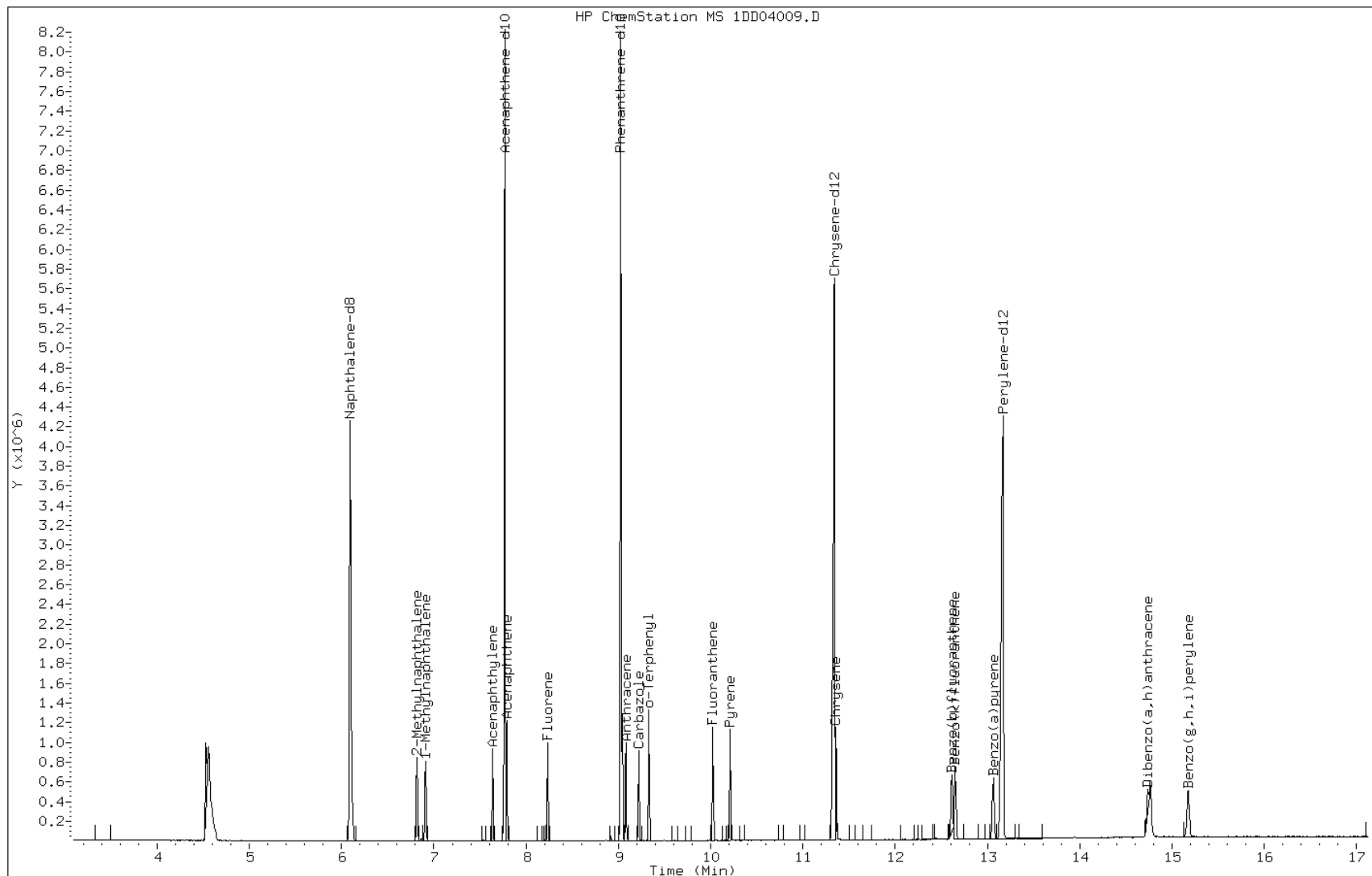
Date: 04-APR-2013 14:34

Client ID:

Instrument: BSMSD.i

Sample Info: IC-1531399

Operator: SCC

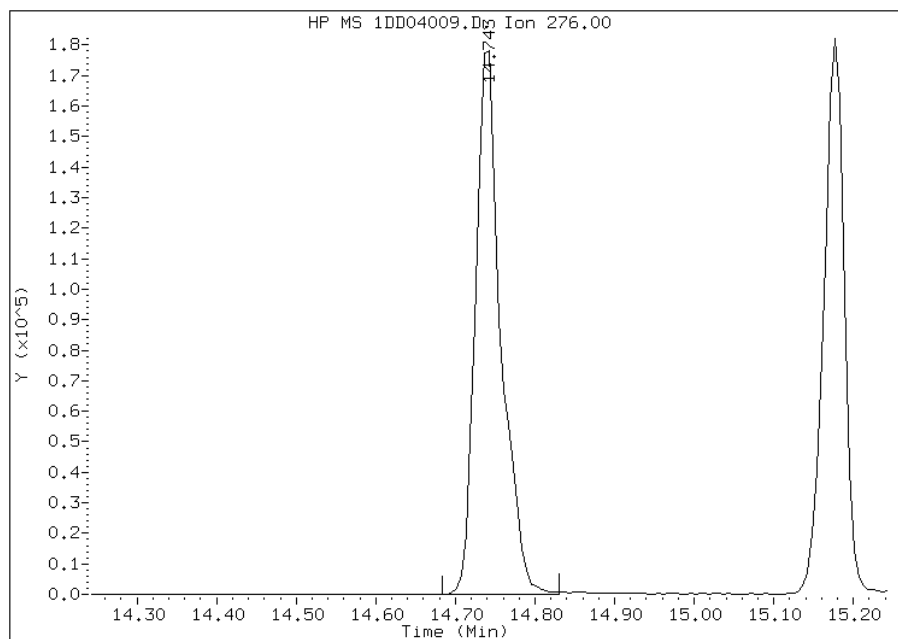


Manual Integration Report

Data File: 1DD04009.D
Inj. Date and Time: 04-APR-2013 14:34
Instrument ID: BSMSD.i
Client ID:
Compound: 23 Indeno(1,2,3-cd)pyrene
CAS #: 193-39-5
Report Date: 04/05/2013

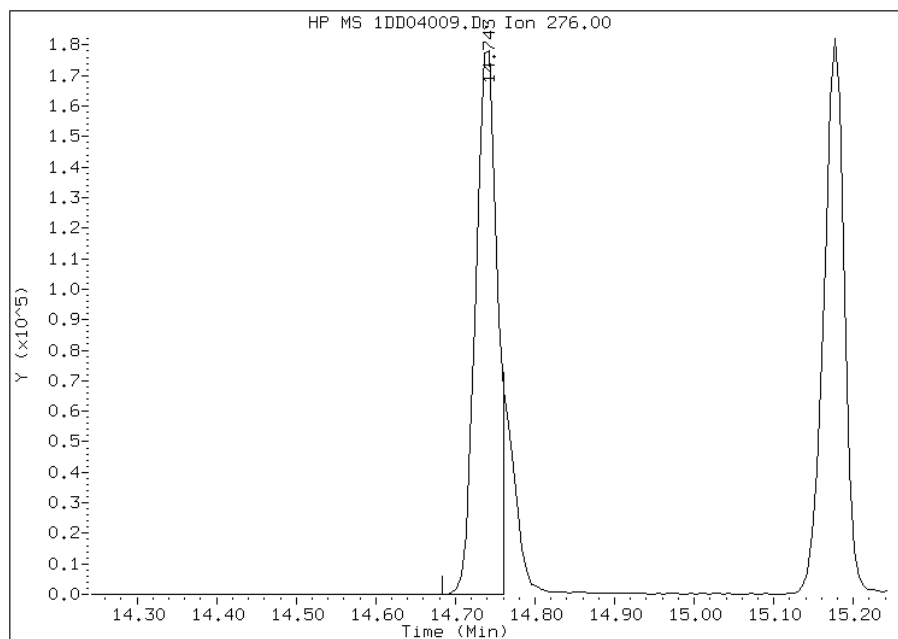
Processing Integration Results

RT: 14.74
Response: 395308
Amount: 5
Conc: 5



Manual Integration Results

RT: 14.74
Response: 336963
Amount: 5
Conc: 5



Manually Integrated By: cantins
Modification Date: 05-Apr-2013 12:29
Manual Integration Reason: Split Peak

TestAmerica Laboratories

Semivolatile 8270 low level PAH

Data file : \\tam-chemsvr\chem\SM\BSMSD.i\1D040413.b\1DD04010.D
 Lab Smp Id: IC-1531400
 Inj Date : 04-APR-2013 14:57
 Operator : SCC Inst ID: BSMSD.i
 Smp Info : IC-1531400
 Misc Info :
 Comment :
 Method : \\tam-chemsvr\chem\SM\BSMSD.i\1D040413.b\dfASTPAHi.m
 Meth Date : 05-Apr-2013 12:31 BSMSD.i Quant Type: ISTD
 Cal Date : 04-APR-2013 14:34 Cal File: 1DD04009.D
 Als bottle: 8 Calibration Sample, Level: 4
 Dil Factor: 1.00000
 Integrator: HP RTE Compound Sublist: pah.sub
 Target Version: 4.14
 Processing Host: TAM1000

Compounds	QUANT SIG		AMOUNTS				
	MASS	RT	EXP RT	REL RT	RESPONSE	CAL-AMT (ug/l)	ON-COL (ug/l)
* 1 Naphthalene-d8	136	6.093	6.093	(1.000)	2548377	40.0000	
* 6 Acenaphthene-d10	164	7.767	7.767	(1.000)	1478460	40.0000	
* 9 Phenanthrene-d10	188	9.025	9.025	(1.000)	2445573	40.0000	
\$ 13 o-Terphenyl	230	9.330	9.330	(1.034)	360585	10.0000	9.8
* 17 Chrysene-d12	240	11.340	11.340	(1.000)	2472736	40.0000	
* 22 Perylene-d12	264	13.167	13.167	(1.000)	2524268	40.0000	
2 Naphthalene	128	6.110	6.110	(1.003)	614716	10.0000	9.7
3 2-Methylnaphthalene	142	6.816	6.816	(1.119)	401151	10.0000	9.8
4 1-Methylnaphthalene	142	6.910	6.910	(1.134)	377068	10.0000	9.8
5 Acenaphthylene	152	7.638	7.638	(0.983)	620756	10.0000	9.9
7 Acenaphthene	154	7.791	7.791	(1.003)	375673	10.0000	9.7
8 Fluorene	166	8.237	8.237	(1.061)	453336	10.0000	9.9
10 Phenanthrene	178	9.042	9.042	(1.002)	657435	10.0000	9.8
11 Anthracene	178	9.083	9.083	(1.007)	663091	10.0000	9.9
12 Carbazole	167	9.224	9.224	(1.022)	584967	10.0000	9.9
14 Fluoranthene	202	10.024	10.024	(1.111)	684049	10.0000	9.9
15 Pyrene	202	10.212	10.212	(0.901)	738839	10.0000	9.9
16 Benzo(a)anthracene	228	11.322	11.322	(0.998)	655565	10.0000	9.7
18 Chrysene	228	11.363	11.363	(1.002)	641842	10.0000	9.6
19 Benzo(b)fluoranthene	252	12.621	12.621	(0.959)	612455	10.0000	9.7
20 Benzo(k)fluoranthene	252	12.656	12.656	(0.961)	667284	10.0000	10
21 Benzo(a)pyrene	252	13.067	13.067	(0.992)	629684	10.0000	9.9
23 Indeno(1,2,3-cd)pyrene	276	14.747	14.747	(1.120)	647015	10.0000	9.6(M)
24 Dibenzo(a,h)anthracene	278	14.777	14.777	(1.122)	621340	10.0000	9.8
25 Benzo(g,h,i)perylene	276	15.188	15.188	(1.153)	642692	10.0000	9.9

QC Flag Legend

M - Compound response manually integrated.

Data File: 1DD04010.D

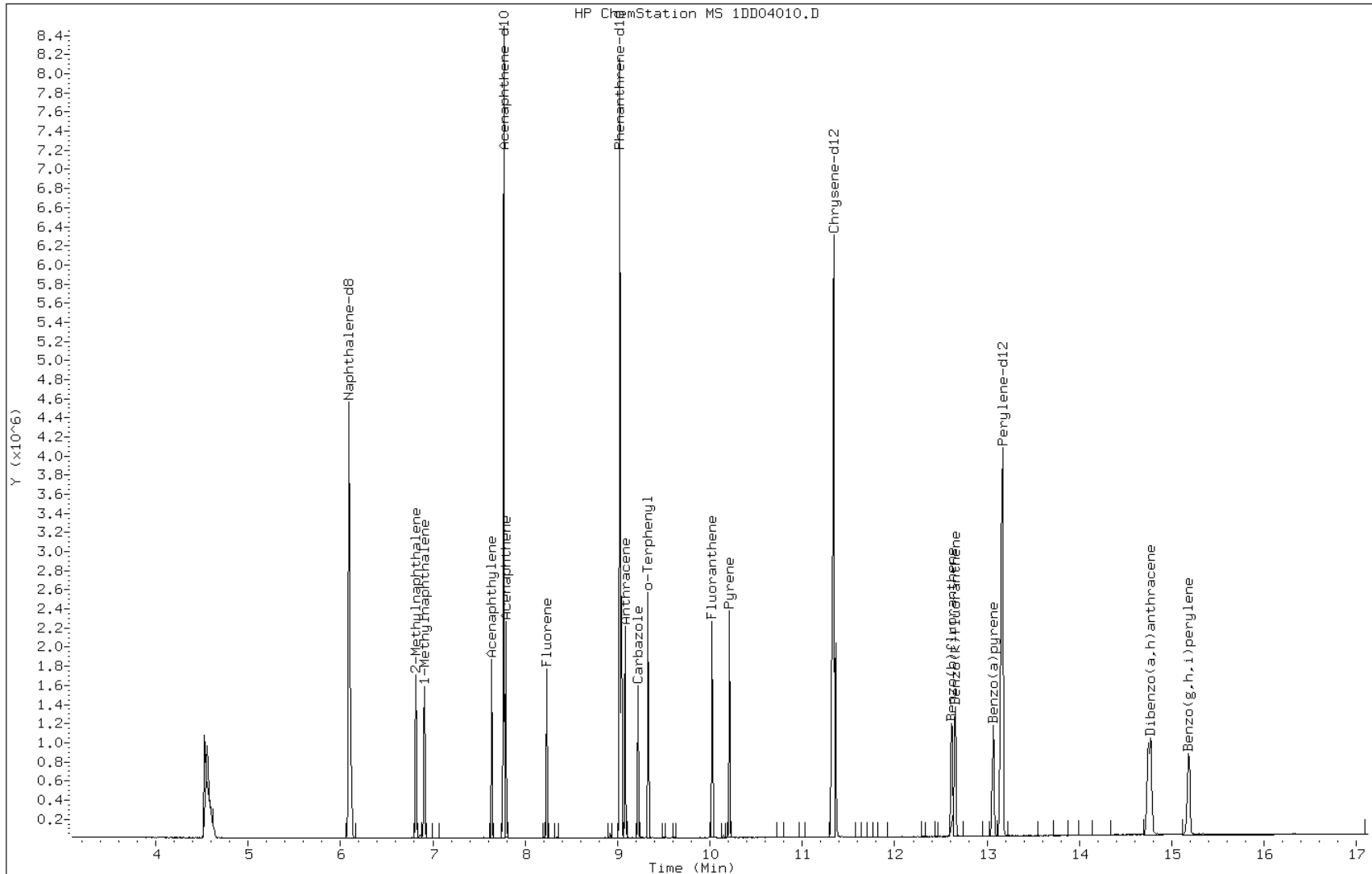
Date: 04-APR-2013 14:57

Client ID:

Instrument: BSMSD.i

Sample Info: IC-1531400

Operator: SCC

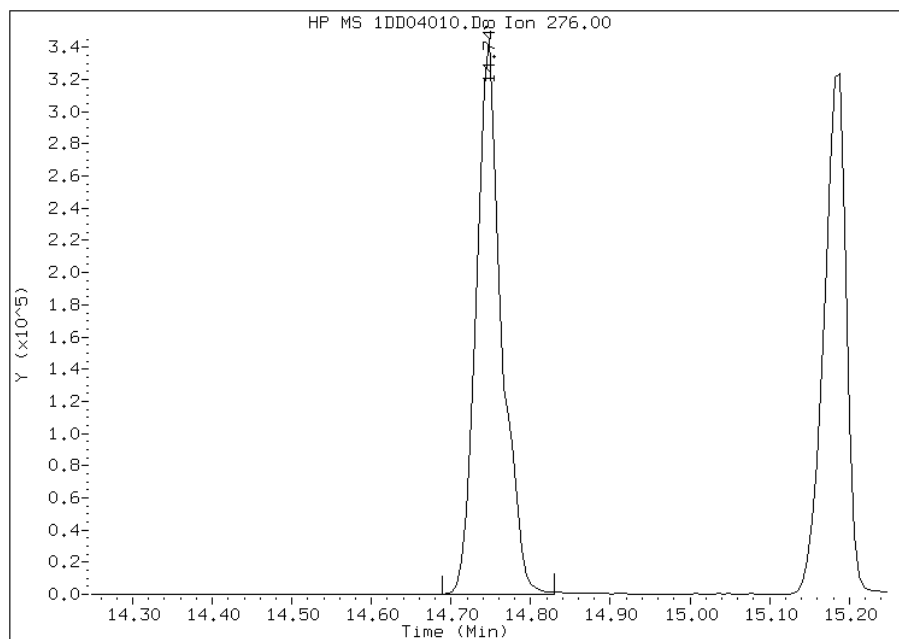


Manual Integration Report

Data File: 1DD04010.D
Inj. Date and Time: 04-APR-2013 14:57
Instrument ID: BSMSSD.i
Client ID:
Compound: 23 Indeno(1,2,3-cd)pyrene
CAS #: 193-39-5
Report Date: 04/05/2013

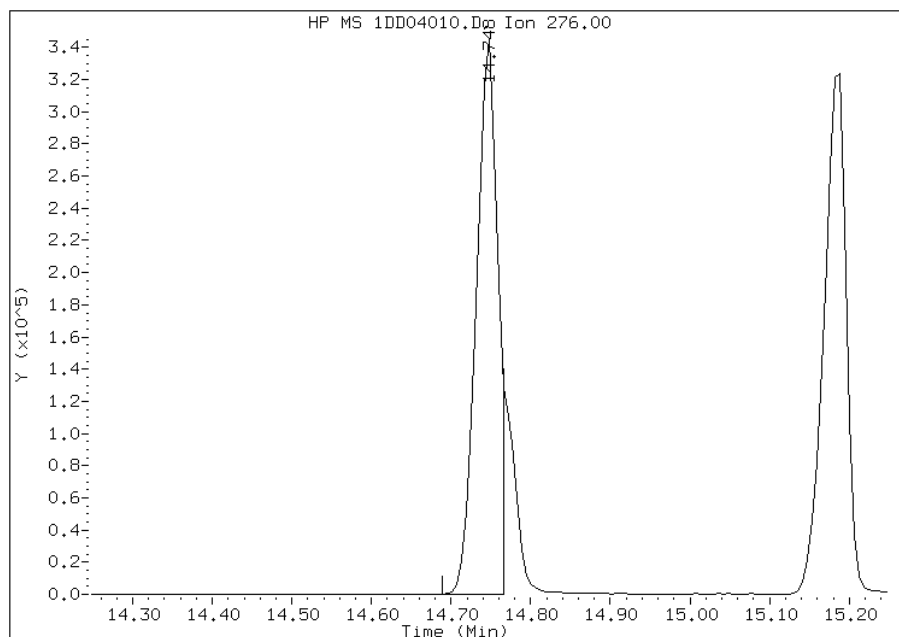
Processing Integration Results

RT: 14.75
Response: 759012
Amount: 10
Conc: 10



Manual Integration Results

RT: 14.75
Response: 647015
Amount: 10
Conc: 10



Manually Integrated By: cantins
Modification Date: 05-Apr-2013 12:30
Manual Integration Reason: Split Peak

TestAmerica Laboratories

Semivolatile 8270 low level PAH

Data file : \\tam-chemsvr\chem\SM\BSMSD.i\1D040413.b\1DD04011.D
 Lab Smp Id: ICIS-1531401
 Inj Date : 04-APR-2013 15:19
 Operator : SCC Inst ID: BSMSD.i
 Smp Info : ICIS-1531401
 Misc Info :
 Comment :
 Method : \\tam-chemsvr\chem\SM\BSMSD.i\1D040413.b\dfASTPAHi.m
 Meth Date : 05-Apr-2013 12:31 BSMSD.i Quant Type: ISTD
 Cal Date : 04-APR-2013 14:57 Cal File: 1DD04010.D
 Als bottle: 9 Calibration Sample, Level: 5
 Dil Factor: 1.00000
 Integrator: HP RTE Compound Sublist: pah.sub
 Target Version: 4.14
 Processing Host: TAM1000

Compounds	QUANT	SIG	AMOUNTS					ON-COL
			MASS	RT	EXP RT	REL RT	RESPONSE	
* 1 Naphthalene-d8	136		6.089	6.089	(1.000)	2475113	40.0000	
* 6 Acenaphthene-d10	164		7.769	7.769	(1.000)	1466924	40.0000	
* 9 Phenanthrene-d10	188		9.027	9.027	(1.000)	2428512	40.0000	
\$ 13 o-Terphenyl	230		9.332	9.332	(1.034)	754512	20.0000	21
* 17 Chrysene-d12	240		11.342	11.342	(1.000)	2464730	40.0000	
* 22 Perylene-d12	264		13.169	13.169	(1.000)	2515643	40.0000	
2 Naphthalene	128		6.113	6.113	(1.004)	1235557	20.0000	20
3 2-Methylnaphthalene	142		6.818	6.818	(1.120)	806286	20.0000	20
4 1-Methylnaphthalene	142		6.912	6.912	(1.135)	757317	20.0000	20
5 Acenaphthylene	152		7.640	7.640	(0.983)	1275622	20.0000	20
7 Acenaphthene	154		7.793	7.793	(1.003)	757590	20.0000	20
8 Fluorene	166		8.234	8.234	(1.060)	918747	20.0000	20
10 Phenanthrene	178		9.044	9.044	(1.002)	1331875	20.0000	20
11 Anthracene	178		9.086	9.086	(1.007)	1360668	20.0000	20
12 Carbazole	167		9.227	9.227	(1.022)	1202897	20.0000	20
14 Fluoranthene	202		10.026	10.026	(1.111)	1392506	20.0000	20
15 Pyrene	202		10.214	10.214	(0.901)	1496990	20.0000	20
16 Benzo(a)anthracene	228		11.324	11.324	(0.998)	1332372	20.0000	20
18 Chrysene	228		11.365	11.365	(1.002)	1305118	20.0000	20
19 Benzo(b)fluoranthene	252		12.623	12.623	(0.959)	1270704	20.0000	20
20 Benzo(k)fluoranthene	252		12.664	12.664	(0.962)	1319239	20.0000	20
21 Benzo(a)pyrene	252		13.075	13.075	(0.993)	1276688	20.0000	20
23 Indeno(1,2,3-cd)pyrene	276		14.761	14.761	(1.121)	1333044	20.0000	20(M)
24 Dibenzo(a,h)anthracene	278		14.785	14.785	(1.123)	1273836	20.0000	20
25 Benzo(g,h,i)perylene	276		15.202	15.202	(1.154)	1285637	20.0000	20

QC Flag Legend

M - Compound response manually integrated.

Data File: 1DD04011.D

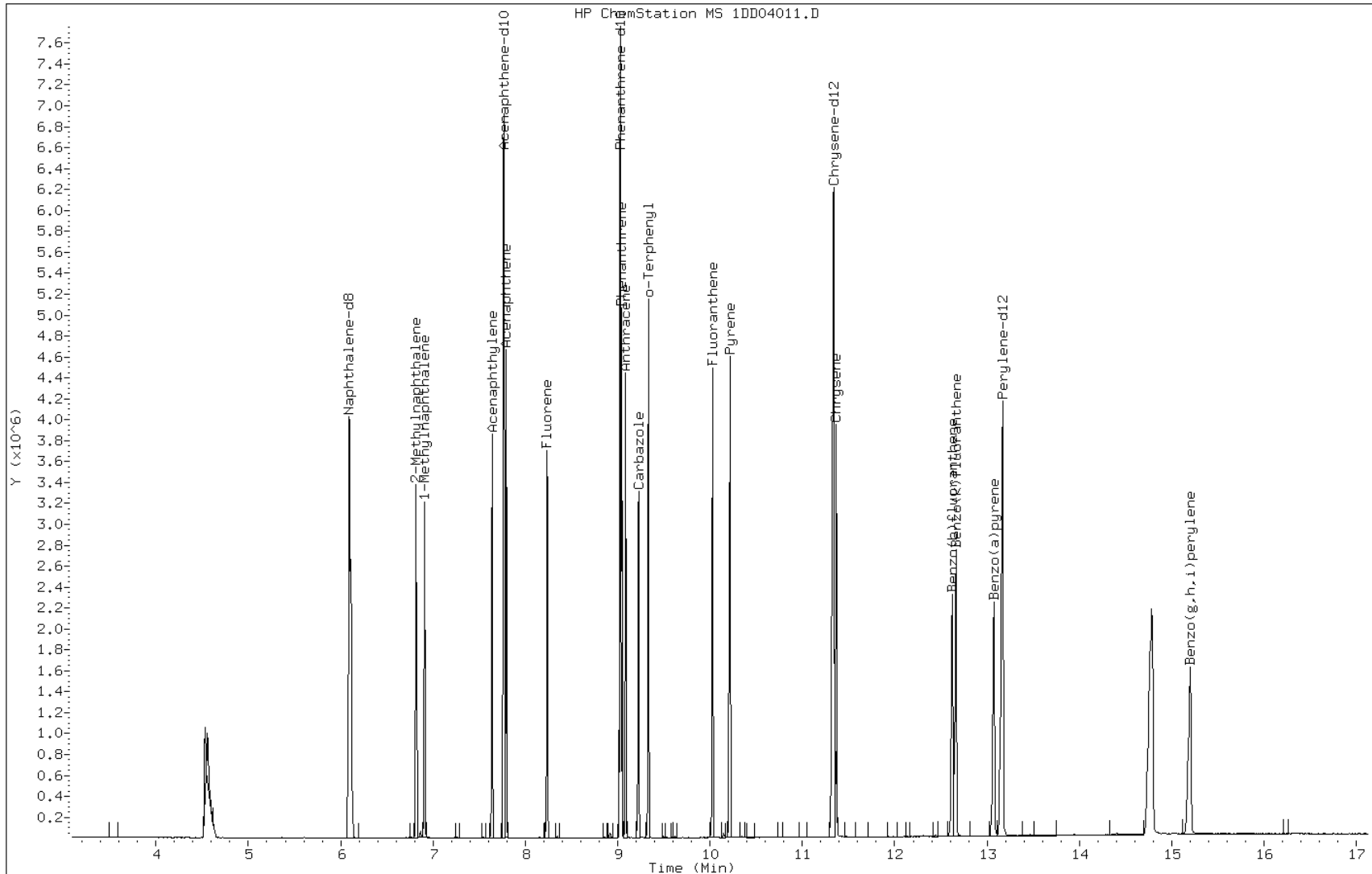
Date: 04-APR-2013 15:19

Client ID:

Instrument: BSMSD.i

Sample Info: ICIS-1531401

Operator: SCC

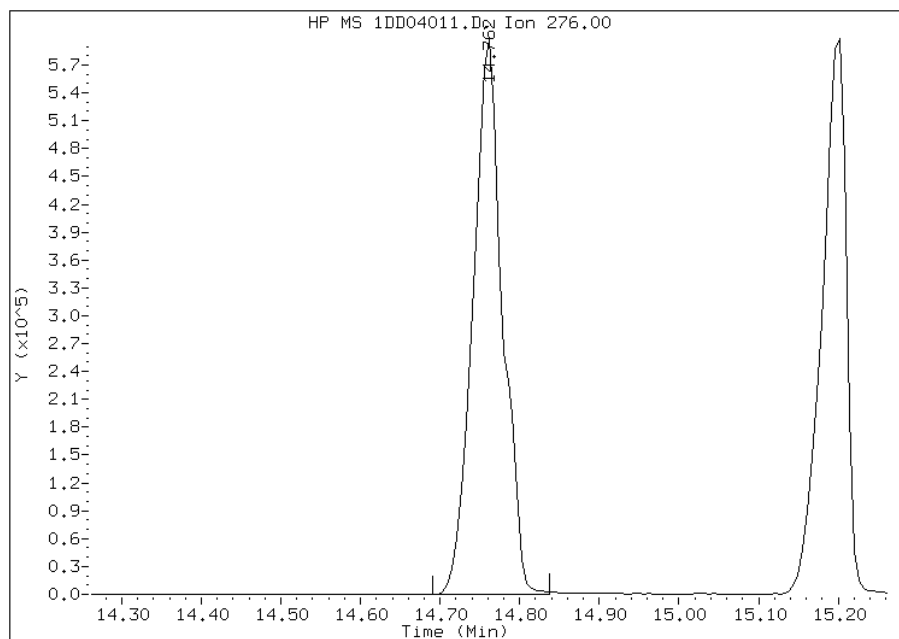


Manual Integration Report

Data File: 1DD04011.D
Inj. Date and Time: 04-APR-2013 15:19
Instrument ID: BSMSD.i
Client ID:
Compound: 23 Indeno(1,2,3-cd)pyrene
CAS #: 193-39-5
Report Date: 04/05/2013

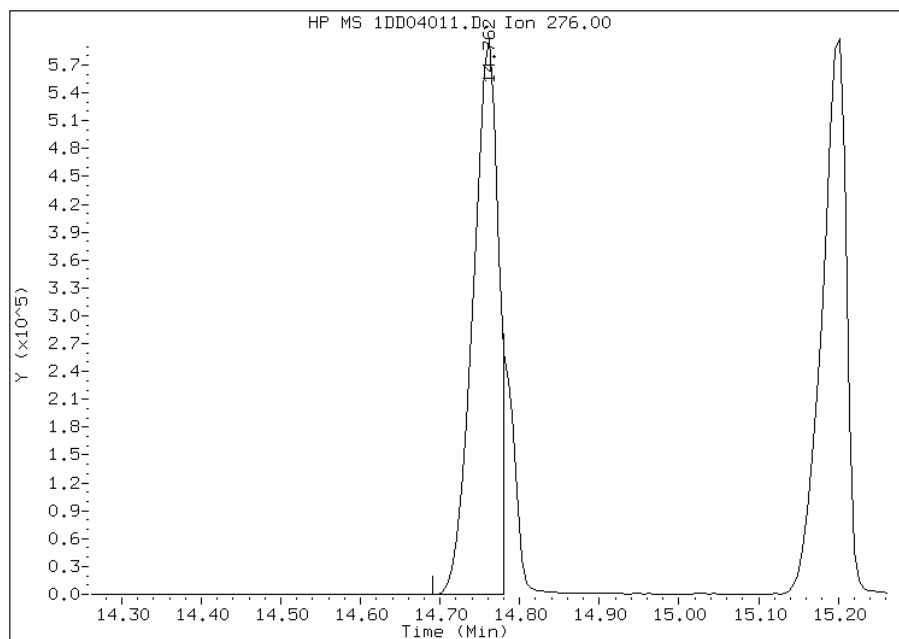
Processing Integration Results

RT: 14.76
Response: 1546230
Amount: 22
Conc: 22



Manual Integration Results

RT: 14.76
Response: 1333044
Amount: 20
Conc: 20



Manually Integrated By: cantins
Modification Date: 05-Apr-2013 12:26
Manual Integration Reason: Split Peak

TestAmerica Laboratories

Semivolatile 8270 low level PAH

Data file : \\tam-chemsvr\chem\SM\BSMSD.i\1D040413.b\1DD04012.D
 Lab Smp Id: IC-1531402
 Inj Date : 04-APR-2013 15:42
 Operator : SCC Inst ID: BSMSD.i
 Smp Info : IC-1531402
 Misc Info :
 Comment :
 Method : \\tam-chemsvr\chem\SM\BSMSD.i\1D040413.b\dfASTPAHi.m
 Meth Date : 05-Apr-2013 12:31 BSMSD.i Quant Type: ISTD
 Cal Date : 04-APR-2013 15:19 Cal File: 1DD04011.D
 Als bottle: 10 Calibration Sample, Level: 6
 Dil Factor: 1.00000
 Integrator: HP RTE Compound Sublist: pah.sub
 Target Version: 4.14
 Processing Host: TAM1000

Compounds	QUANT SIG		AMOUNTS				
	MASS	RT	EXP RT	REL RT	RESPONSE	CAL-AMT (ug/l)	ON-COL (ug/l)
* 1 Naphthalene-d8	136	6.090	6.090	(1.000)	2316091	40.0000	
* 6 Acenaphthene-d10	164	7.765	7.765	(1.000)	1349878	40.0000	
* 9 Phenanthrene-d10	188	9.028	9.028	(1.000)	2295562	40.0000	
\$ 13 o-Terphenyl	230	9.334	9.334	(1.034)	1074388	30.0000	31
* 17 Chrysene-d12	240	11.343	11.343	(1.000)	2345845	40.0000	
* 22 Perylene-d12	264	13.170	13.170	(1.000)	2343379	40.0000	
2 Naphthalene	128	6.114	6.114	(1.004)	1777021	30.0000	31
3 2-Methylnaphthalene	142	6.819	6.819	(1.120)	1162560	30.0000	31
4 1-Methylnaphthalene	142	6.913	6.913	(1.135)	1096847	30.0000	31
5 Acenaphthylene	152	7.642	7.642	(0.984)	1852399	30.0000	32
7 Acenaphthene	154	7.794	7.794	(1.004)	1100779	30.0000	31
8 Fluorene	166	8.235	8.235	(1.061)	1323451	30.0000	32
10 Phenanthrene	178	9.046	9.046	(1.002)	1932978	30.0000	30
11 Anthracene	178	9.087	9.087	(1.007)	1981347	30.0000	32
12 Carbazole	167	9.228	9.228	(1.022)	1717245	30.0000	31
14 Fluoranthene	202	10.027	10.027	(1.111)	2025512	30.0000	31
15 Pyrene	202	10.215	10.215	(0.901)	2181708	30.0000	31
16 Benzo(a)anthracene	228	11.326	11.326	(0.998)	1914899	30.0000	30
18 Chrysene	228	11.367	11.367	(1.002)	1900592	30.0000	30
19 Benzo(b)fluoranthene	252	12.630	12.630	(0.959)	1811151	30.0000	31
20 Benzo(k)fluoranthene	252	12.671	12.671	(0.962)	1910468	30.0000	31
21 Benzo(a)pyrene	252	13.082	13.082	(0.993)	1854979	30.0000	32
23 Indeno(1,2,3-cd)pyrene	276	14.769	14.769	(1.121)	2011375	30.0000	32(M)
24 Dibenzo(a,h)anthracene	278	14.798	14.798	(1.124)	1840819	30.0000	31
25 Benzo(g,h,i)perylene	276	15.209	15.209	(1.155)	1860821	30.0000	31

QC Flag Legend

M - Compound response manually integrated.

Data File: 1DD04012.D

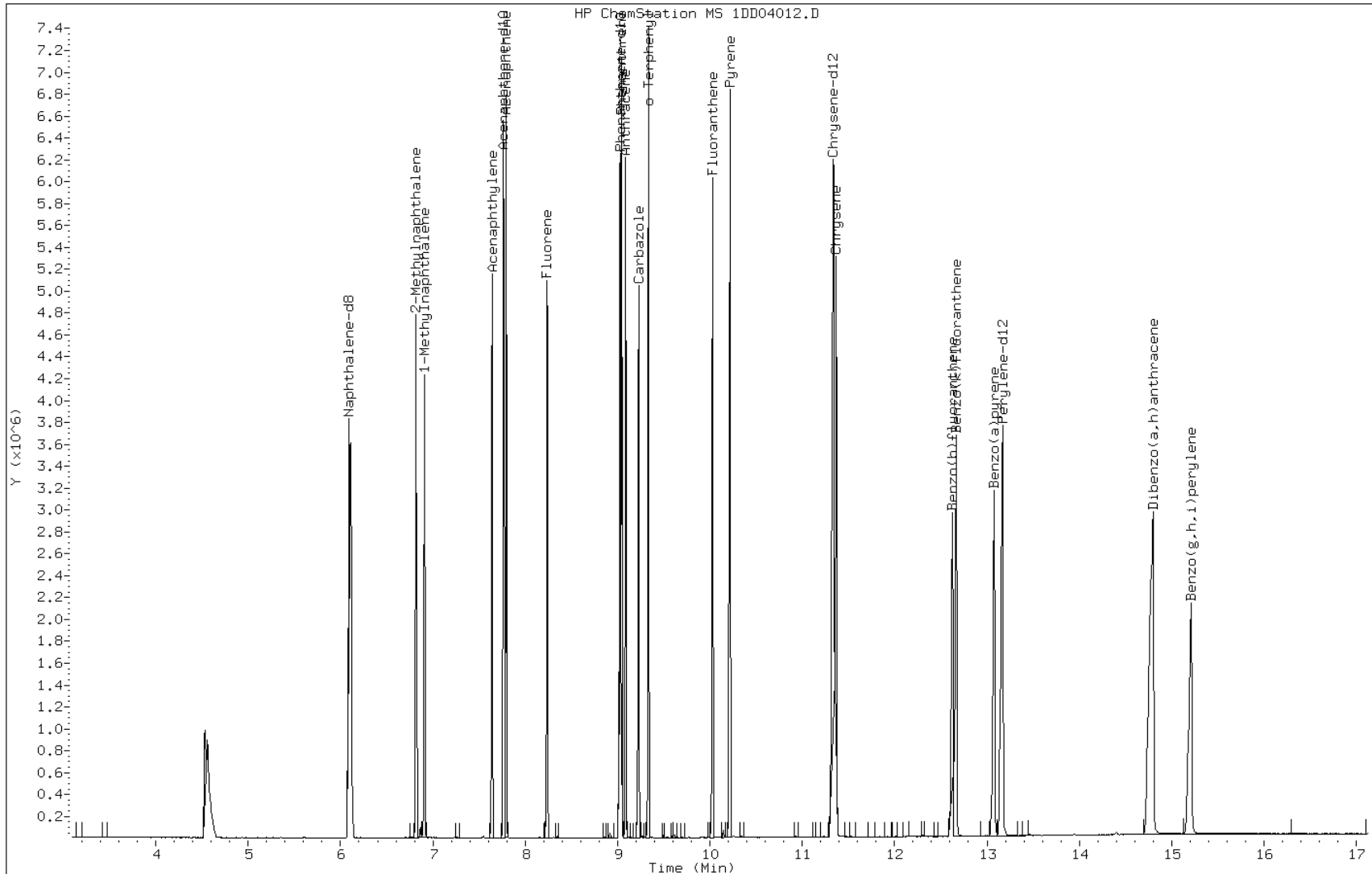
Date: 04-APR-2013 15:42

Client ID:

Instrument: BSMSD.i

Sample Info: IC-1531402

Operator: SCC

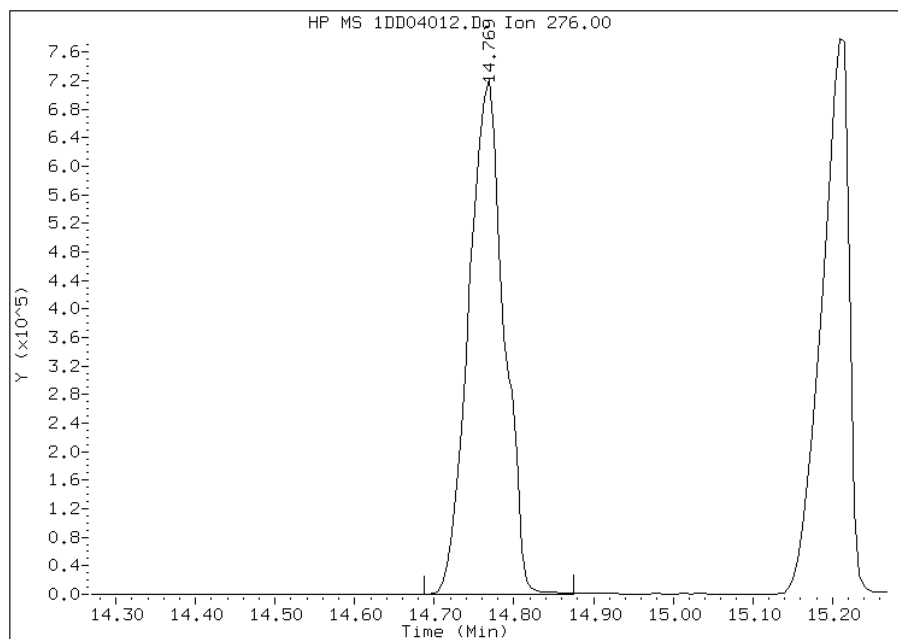


Manual Integration Report

Data File: 1DD04012.D
Inj. Date and Time: 04-APR-2013 15:42
Instrument ID: BSMSD.i
Client ID:
Compound: 23 Indeno(1,2,3-cd)pyrene
CAS #: 193-39-5
Report Date: 04/05/2013

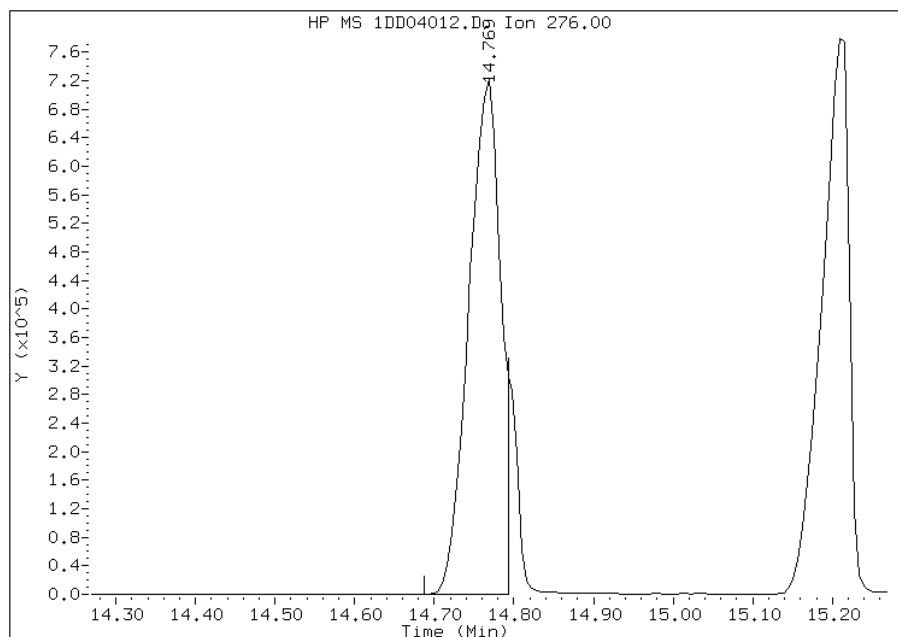
Processing Integration Results

RT: 14.77
Response: 2221522
Amount: 32
Conc: 32



Manual Integration Results

RT: 14.77
Response: 2011375
Amount: 32
Conc: 32



Manually Integrated By: cantins
Modification Date: 05-Apr-2013 12:30
Manual Integration Reason: Split Peak

TestAmerica Laboratories

Semivolatile 8270 low level PAH

Data file : \\tam-chemsvr\chem\SM\BSMSD.i\1D040413.b\1DD04013.D
 Lab Smp Id: IC-1531403
 Inj Date : 04-APR-2013 16:04
 Operator : SCC Inst ID: BSMSD.i
 Smp Info : IC-1531403
 Misc Info :
 Comment :
 Method : \\tam-chemsvr\chem\SM\BSMSD.i\1D040413.b\dFASTPAHi.m
 Meth Date : 05-Apr-2013 12:31 BSMSD.i Quant Type: ISTD
 Cal Date : 04-APR-2013 15:42 Cal File: 1DD04012.D
 Als bottle: 11 Calibration Sample, Level: 7
 Dil Factor: 1.00000
 Integrator: HP RTE Compound Sublist: pah.sub
 Target Version: 4.14
 Processing Host: TAM1000

Compounds	QUANT SIG					AMOUNTS	
	MASS	RT	EXP RT	REL RT	RESPONSE	CAL-AMT (ug/l)	ON-COL (ug/l)
* 1 Naphthalene-d8	136	6.090	6.090	(1.000)	2444753	40.0000	
* 6 Acenaphthene-d10	164	7.770	7.770	(1.000)	1439391	40.0000	
* 9 Phenanthrene-d10	188	9.027	9.027	(1.000)	2373597	40.0000	
\$ 13 o-Terphenyl	230	9.339	9.339	(1.034)	2031596	50.0000	57(A)
* 17 Chrysene-d12	240	11.348	11.348	(1.000)	2479223	40.0000	
* 22 Perylene-d12	264	13.175	13.175	(1.000)	2461140	40.0000	
2 Naphthalene	128	6.113	6.113	(1.004)	3211548	50.0000	53(A)
3 2-Methylnaphthalene	142	6.818	6.818	(1.120)	2134320	50.0000	54(A)
4 1-Methylnaphthalene	142	6.912	6.912	(1.135)	1999874	50.0000	54(A)
5 Acenaphthylene	152	7.641	7.641	(0.983)	3396591	50.0000	56(A)
7 Acenaphthene	154	7.799	7.799	(1.004)	2018481	50.0000	54(A)
8 Fluorene	166	8.240	8.240	(1.060)	2393163	50.0000	54(A)
10 Phenanthrene	178	9.051	9.051	(1.003)	3534794	50.0000	54(A)
11 Anthracene	178	9.092	9.092	(1.007)	3590722	50.0000	55(A)
12 Carbazole	167	9.233	9.233	(1.023)	3137679	50.0000	55(A)
14 Fluoranthene	202	10.032	10.032	(1.111)	3681257	50.0000	55(A)
15 Pyrene	202	10.220	10.220	(0.901)	3965627	50.0000	53(A)
16 Benzo(a)anthracene	228	11.325	11.325	(0.998)	3388838	50.0000	50(A)
18 Chrysene	228	11.377	11.377	(1.003)	3512644	50.0000	52(A)
19 Benzo(b)fluoranthene	252	12.635	12.635	(0.959)	3290902	50.0000	54(A)
20 Benzo(k)fluoranthene	252	12.682	12.682	(0.963)	3421834	50.0000	53(A)
21 Benzo(a)pyrene	252	13.093	13.093	(0.994)	3327888	50.0000	54(A)
23 Indeno(1,2,3-cd)pyrene	276	14.785	14.785	(1.122)	3754268	50.0000	57(AM)
24 Dibenzo(a,h)anthracene	278	14.826	14.826	(1.125)	3350541	50.0000	54(A)
25 Benzo(g,h,i)perylene	276	15.238	15.238	(1.157)	3284166	50.0000	52(A)

QC Flag Legend

- A - Target compound detected but, quantitated amount exceeded maximum amount.
- M - Compound response manually integrated.

Data File: 1DD04013.D

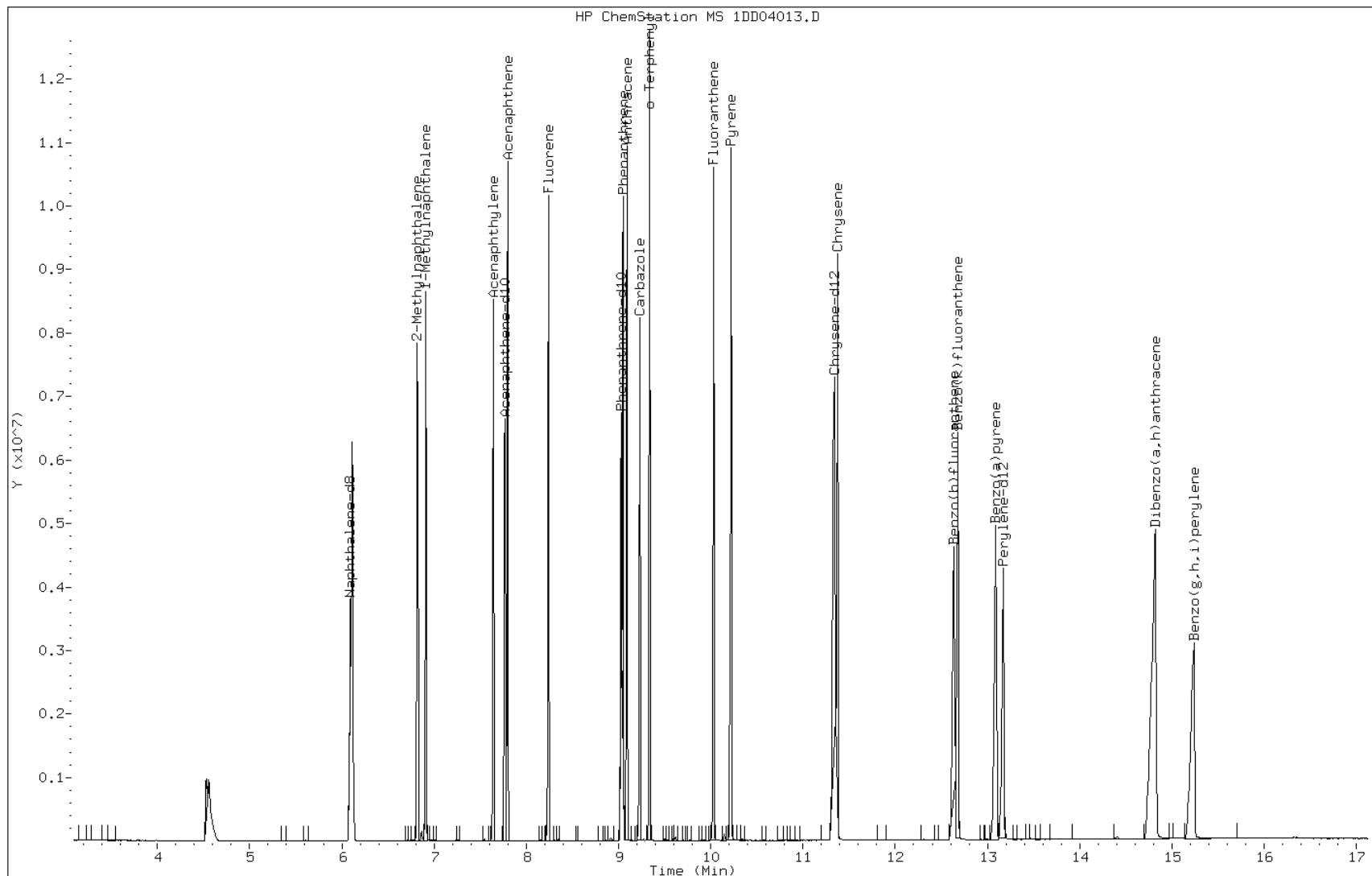
Date: 04-APR-2013 16:04

Client ID:

Instrument: BSMSD.i

Sample Info: IC-1531403

Operator: SCC

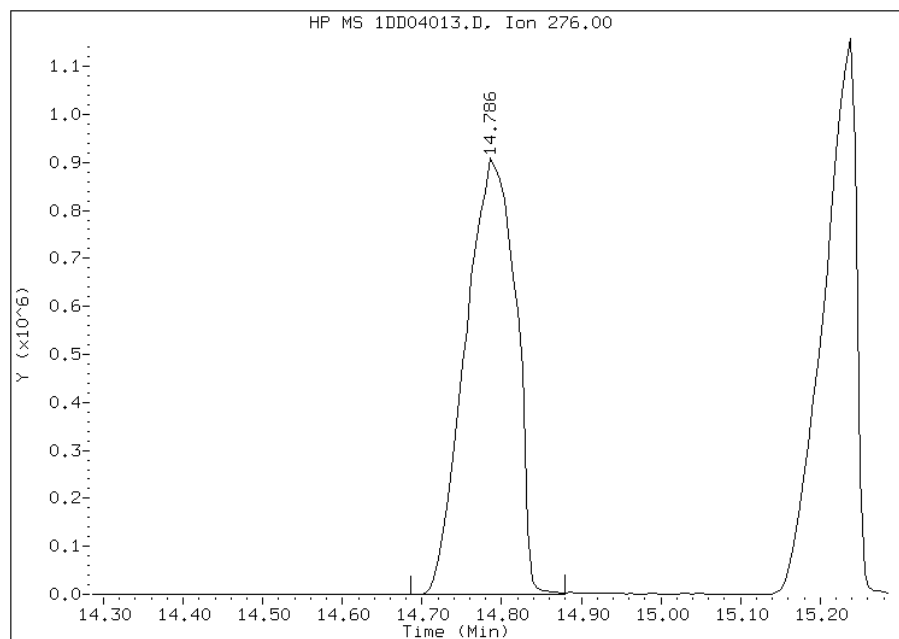


Manual Integration Report

Data File: 1DD04013.D
Inj. Date and Time: 04-APR-2013 16:04
Instrument ID: BSMSD.i
Client ID:
Compound: 23 Indeno(1,2,3-cd)pyrene
CAS #: 193-39-5
Report Date: 04/05/2013

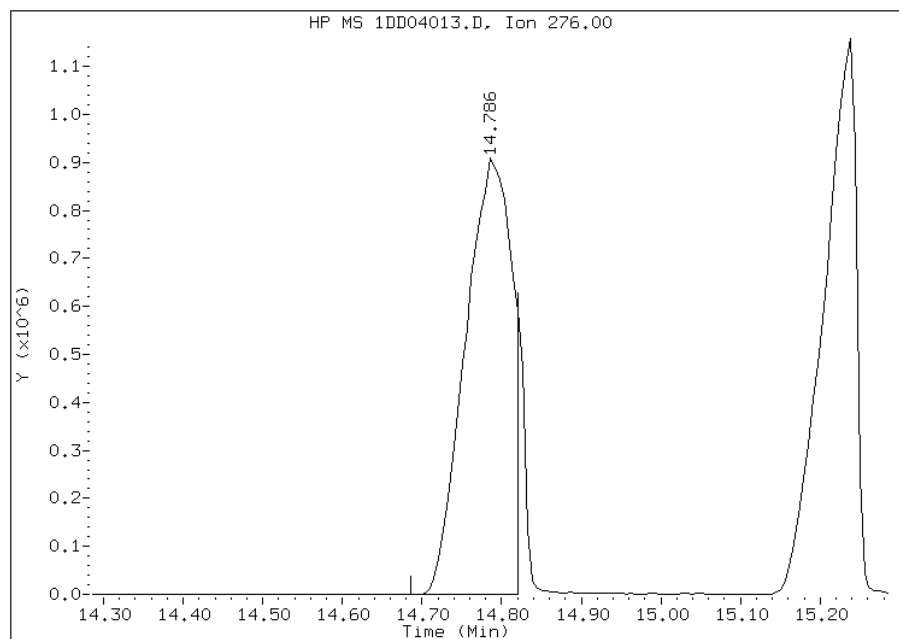
Processing Integration Results

RT: 14.79
Response: 3993028
Amount: 54
Conc: 54



Manual Integration Results

RT: 14.79
Response: 3754268
Amount: 57
Conc: 57



Manually Integrated By: cantins
Modification Date: 05-Apr-2013 12:30
Manual Integration Reason: Split Peak

FORM VII
GC/MS SEMI VOA CONTINUING CALIBRATION DATA

Lab Name: TestAmerica Tampa Job No.: 680-89513-2
 SDG No.: 68089513-2
 Lab Sample ID: ICV 660-136164/22 Calibration Date: 04/04/2013 16:27
 Instrument ID: BSMD5973 Calib Start Date: 04/04/2013 13:49
 GC Column: DB-5MS ID: 250.00 (um) Calib End Date: 04/04/2013 16:04
 Lab File ID: 1DD04014.D Conc. Units: ug/Kg

ANALYTE	CURVE TYPE	AVE RRF	RRF	MIN RRF	CALC AMOUNT	SPIKE AMOUNT	%D	MAX %D
Naphthalene	Ave	0.9942	0.9009	0.0000	18100	20000	-9.4	35.0
2-Methylnaphthalene	Ave	0.6418	0.5957	0.0000	18600	20000	-7.2	35.0
1-Methylnaphthalene	Ave	0.6061	0.5697	0.0000	18800	20000	-6.0	35.0
Acenaphthylene	Ave	1.693	1.431	0.0000	16900	20000	-15.5	35.0
Acenaphthene	Ave	1.045	0.8522	0.0000	16300	20000	-18.5	35.0
Fluorene	Ave	1.238	1.099	0.0000	17800	20000	-11.2	35.0
Phenanthrene	Ave	1.102	0.8997	0.0000	16300	20000	-18.3	35.0
Anthracene	Ave	1.094	0.9197	0.0000	16800	20000	-15.9	35.0
Carbazole	Ave	0.9646	0.6860	0.0000	14200	20000	-28.9	35.0
Fluoranthene	Ave	1.134	0.9937	0.0000	17500	20000	-12.4	35.0
Pyrene	Ave	1.201	0.9577	0.0000	15900	20000	-20.3	35.0
Benzo[a]anthracene	Ave	1.156	0.9847	0.0000	17000	20000	-14.9	35.0
Chrysene	Ave	1.084	0.8727	0.0000	16100	20000	-19.5	35.0
Benzo[b]fluoranthene	Ave	0.999	0.8893	0.0000	17800	20000	-11.0	35.0
Benzo[k]fluoranthene	Ave	1.053	0.8752	0.0000	16600	20000	-16.9	35.0
Benzo[a]pyrene	Ave	1.004	0.7657	0.0000	15300	20000	-23.7	35.0
Indeno[1,2,3-cd]pyrene	Ave	1.071	0.8560	0.0000	16000	20000	-20.0	35.0
Dibenz(a,h)anthracene	Ave	1.008	0.9464	0.0000	18800	20000	-6.1	35.0
Benzo[g,h,i]perylene	Ave	1.031	0.8761	0.0000	17000	20000	-15.0	35.0
o-Terphenyl	Ave	0.6027	0.4989	0.0000	16600	20000	-17.2	35.0

TestAmerica Laboratories

Semivolatile 8270 low level PAH

Data file : \\tam-chemsvr\chem\SM\BSMSD.i\1D040413.b\1DD04014.D
 Lab Smp Id: ICV-1448440
 Inj Date : 04-APR-2013 16:27
 Operator : SCC Inst ID: BSMSD.i
 Smp Info : ICV-1448440
 Misc Info :
 Comment :
 Method : \\tam-chemsvr\chem\SM\BSMSD.i\1D040413.b\dFASTPAHi.m
 Meth Date : 05-Apr-2013 13:07 cantins Quant Type: ISTD
 Cal Date : 04-APR-2013 16:04 Cal File: 1DD04013.D
 Als bottle: 12 QC Sample: LCS
 Dil Factor: 1.00000
 Integrator: HP RTE Compound Sublist: pah.sub
 Target Version: 4.14
 Processing Host: TAM1000

Concentration Formula: Amt * DF * 1/Vi * Vt/Vo * A * B * C * D * CpndVariable

Name	Value	Description
DF	1.000	Dilution Factor
Vi	1.000	Injection Volume
Vt	1.000	Final Volume
Vo	1000.000	Sample Volume
A	1000.000	uL to mL conversion
B	1000.000	mL to L conversion
C	0.00100	ng to ug conversion
D	1.000	ug to mg conversion(value = 1= if no con
Cpnd Variable		Local Compound Variable

Compounds	QUANT	SIG	MASS	RT	EXP RT	REL RT	RESPONSE	CONCENTRATIONS	
								ON-COLUMN (ug/l)	FINAL (ug/l)
* 1 Naphthalene-d8			136	6.096	6.090	(1.000)	3619899	40.0000	
* 6 Acenaphthene-d10			164	7.771	7.770	(1.000)	2333423	40.0000	
* 9 Phenanthrene-d10			188	9.028	9.028	(1.000)	3845474	40.0000	
\$ 13 o-Terphenyl			230	9.334	9.339	(1.034)	959307	16.5566	16
* 17 Chrysene-d12			240	11.349	11.349	(1.000)	3963674	40.0000	
* 22 Perylene-d12			264	13.182	13.176	(1.000)	3958481	40.0000	
2 Naphthalene			128	6.114	6.114	(1.003)	1630598	18.1229	18
3 2-Methylnaphthalene			142	6.819	6.819	(1.119)	1078163	18.5630	18
4 1-Methylnaphthalene			142	6.913	6.913	(1.134)	1031118	18.7992	19
5 Acenaphthylene			152	7.642	7.641	(0.983)	1669244	16.9019	17
7 Acenaphthene			154	7.800	7.800	(1.004)	994282	16.3100	16
8 Fluorene			166	8.241	8.240	(1.060)	1281905	17.7572	18
10 Phenanthrene			178	9.046	9.051	(1.002)	1729949	16.3322	16
11 Anthracene			178	9.087	9.092	(1.007)	1768381	16.8207	17
12 Carbazole			167	9.228	9.233	(1.022)	1319041	14.2242	14(M)
14 Fluoranthene			202	10.027	10.032	(1.111)	1910613	17.5287	18
15 Pyrene			202	10.215	10.220	(0.900)	1898084	15.9464	16

Compounds	QUANT SIG		CONCENTRATIONS				
	MASS	RT	EXP RT	REL RT	RESPONSE	ON-COLUMN (ug/l)	FINAL (ug/l)
16 Benzo(a)anthracene	228	11.325	11.325	(0.998)	1951469	17.0289	17
18 Chrysene	228	11.372	11.378	(1.002)	1729613	16.0966	16
19 Benzo(b)fluoranthene	252	12.630	12.635	(0.958)	1760131	17.8000	18
20 Benzo(k)fluoranthene	252	12.671	12.682	(0.961)	1732123	16.6271	17
21 Benzo(a)pyrene	252	13.076	13.094	(0.992)	1515587	15.2542	15
23 Indeno(1,2,3-cd)pyrene	276	14.763	14.786	(1.120)	1694283	15.9925	16(M)
24 Dibenzo(a,h)anthracene	278	14.798	14.827	(1.123)	1873209	18.7764	19
25 Benzo(g,h,i)perylene	276	15.215	15.238	(1.154)	1734029	16.9990	17(H)

QC Flag Legend

- M - Compound response manually integrated.
- H - Operator selected an alternate compound hit.

Data File: 1DD04014.D

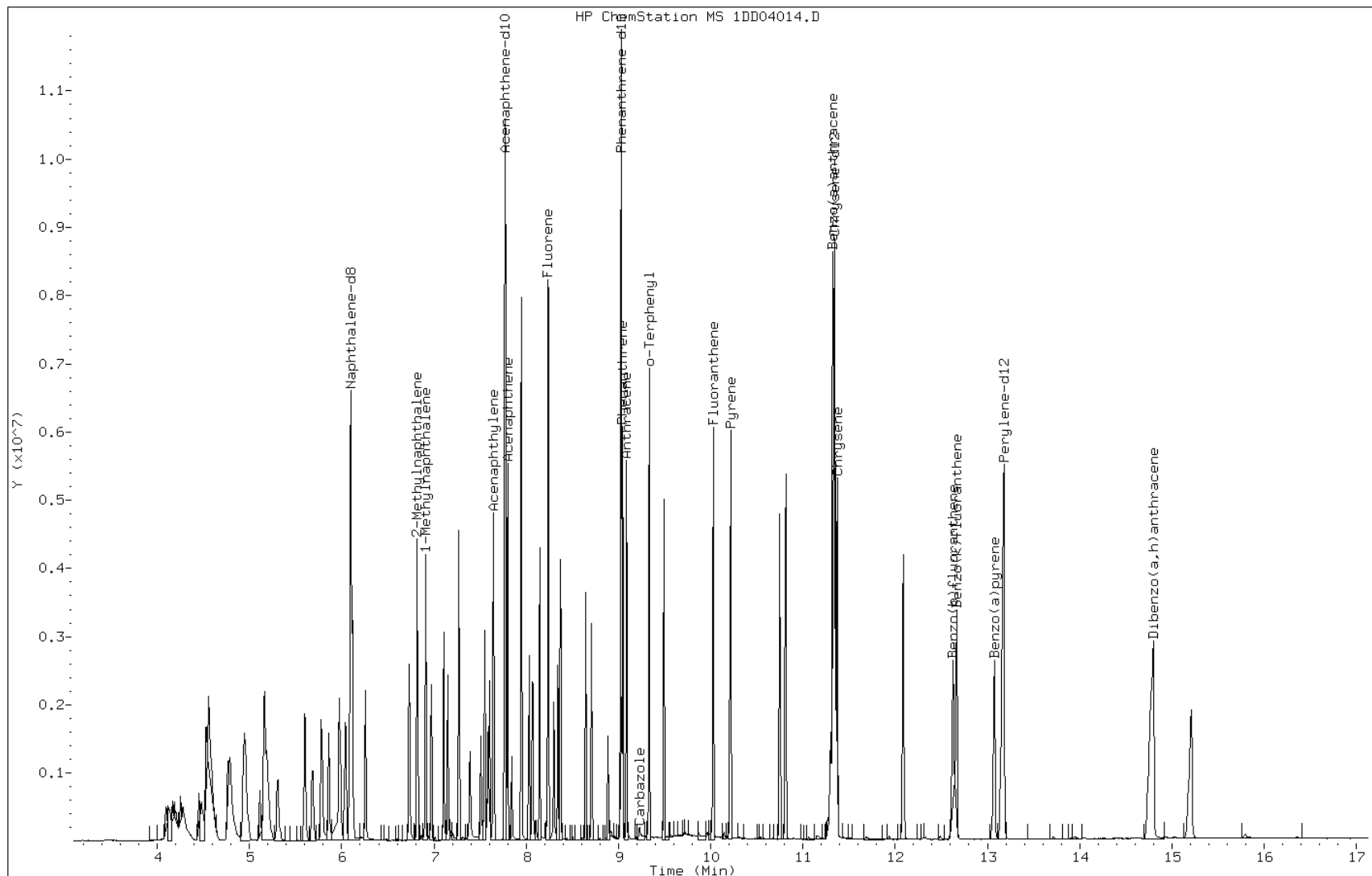
Date: 04-APR-2013 16:27

Client ID:

Instrument: BSMSD.i

Sample Info: ICV-1448440

Operator: SCC

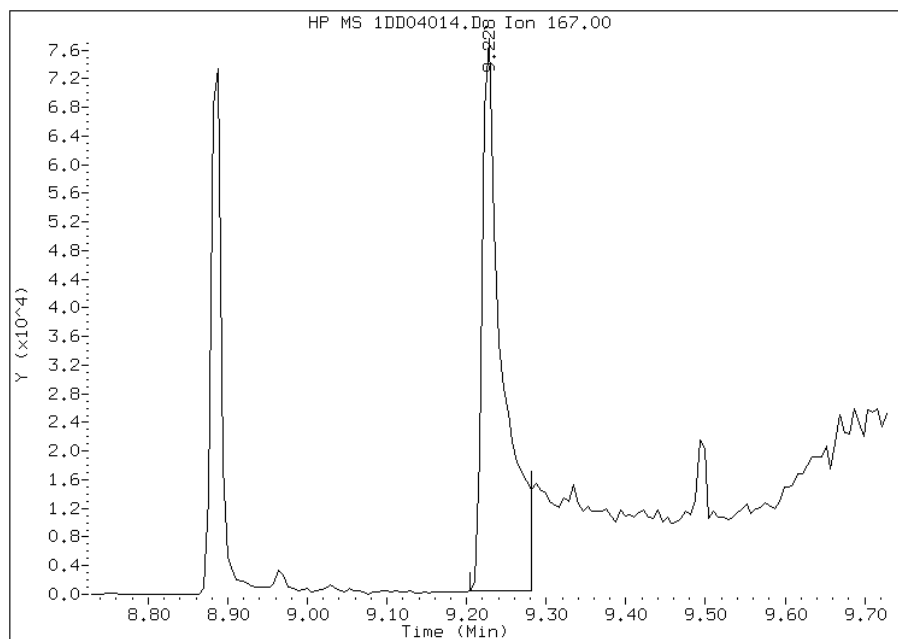


Manual Integration Report

Data File: 1DD04014.D
Inj. Date and Time: 04-APR-2013 16:27
Instrument ID: BSMMSD.i
Client ID:
Compound: 12 Carbazole
CAS #: 86-74-8
Report Date: 04/05/2013

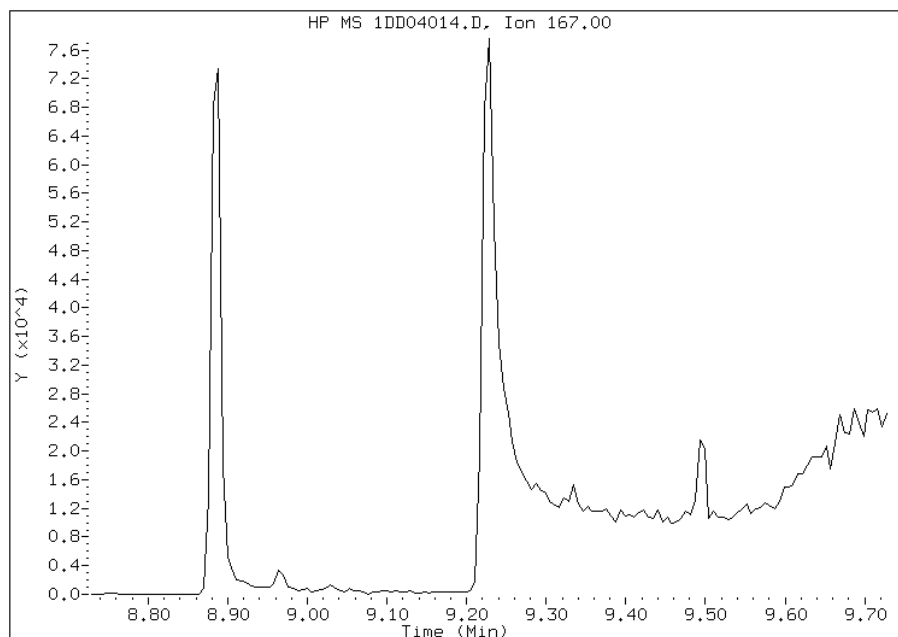
Processing Integration Results

RT: 9.23
Response: 136620
Amount: 1
Conc: 1



Manual Integration Results

RT: 9.23
Response: 1319041
Amount: 14
Conc: 14



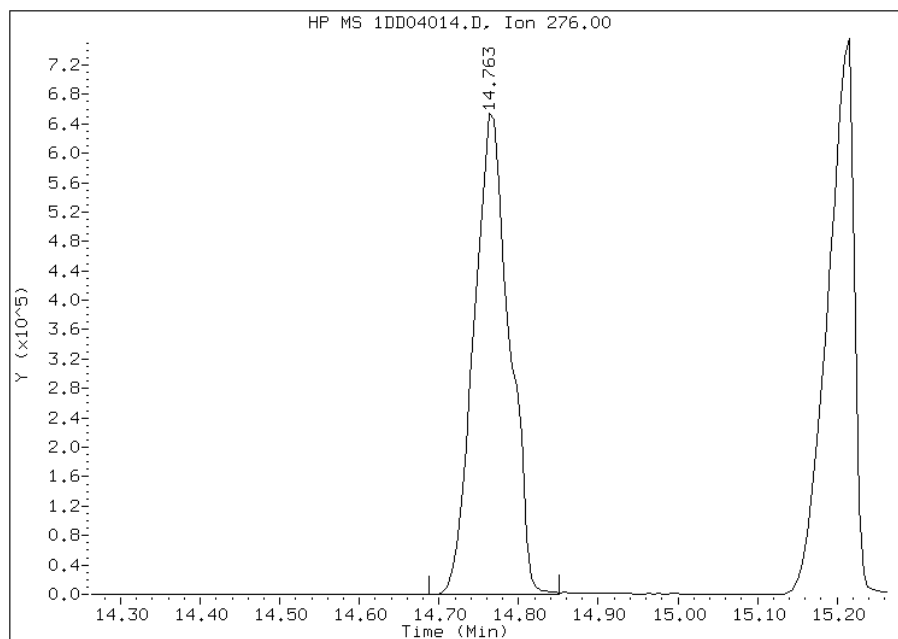
Manually Integrated By: cantins
Modification Date: 05-Apr-2013 13:08
Manual Integration Reason: Baseline Event

Manual Integration Report

Data File: 1DD04014.D
Inj. Date and Time: 04-APR-2013 16:27
Instrument ID: BSMDS.i
Client ID:
Compound: 23 Indeno(1,2,3-cd)pyrene
CAS #: 193-39-5
Report Date: 04/05/2013

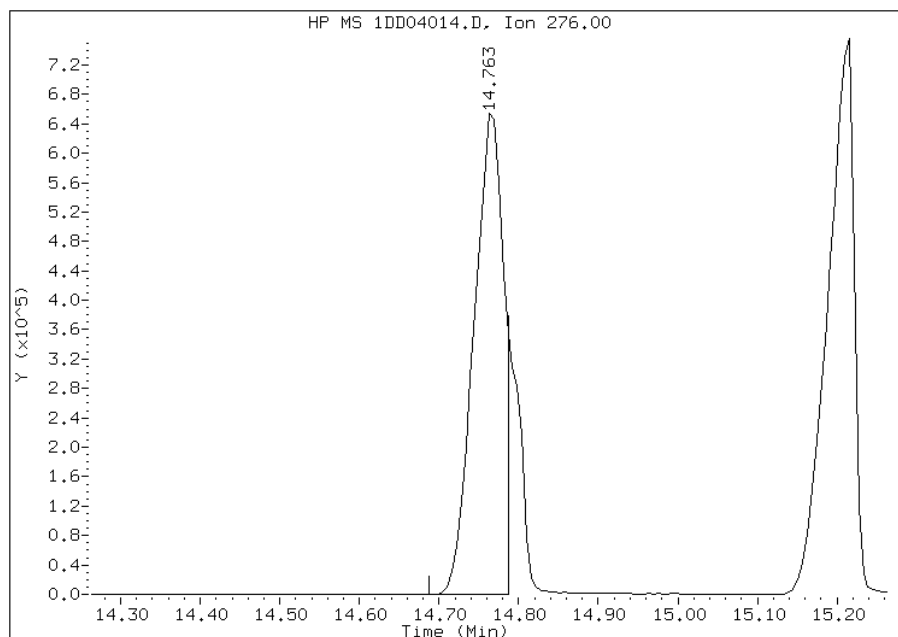
Processing Integration Results

RT: 14.76
Response: 2024721
Amount: 19
Conc: 19



Manual Integration Results

RT: 14.76
Response: 1694283
Amount: 16
Conc: 16



Manually Integrated By: cantins
Modification Date: 05-Apr-2013 13:09
Manual Integration Reason: Split Peak

FORM VII
GC/MS SEMI VOA CONTINUING CALIBRATION DATA

Lab Name: TestAmerica Tampa Job No.: 680-89513-2
 SDG No.: 68089513-2
 Lab Sample ID: CCVIS 660-136826/3 Calibration Date: 04/24/2013 12:46
 Instrument ID: BSMD5973 Calib Start Date: 04/04/2013 13:49
 GC Column: DB-5MS ID: 250.00 (um) Calib End Date: 04/04/2013 16:04
 Lab File ID: 1DD24003.D Conc. Units: ug/Kg

ANALYTE	CURVE TYPE	AVE RRF	RRF	MIN RRF	CALC AMOUNT	SPIKE AMOUNT	%D	MAX %D
Naphthalene	Ave	0.9942	0.9843	0.0000	19800	20000	-1.0	20.0
2-Methylnaphthalene	Ave	0.6418	0.6520	0.0000	20300	20000	1.6	20.0
1-Methylnaphthalene	Ave	0.6061	0.6079	0.0000	20100	20000	0.3	20.0
Acenaphthylene	Ave	1.693	1.701	0.0000	20100	20000	0.5	20.0
Acenaphthene	Ave	1.045	1.013	0.0000	19400	20000	-3.0	20.0
Fluorene	Ave	1.238	1.211	0.0000	19600	20000	-2.1	20.0
Phenanthrene	Ave	1.102	1.090	0.0000	19800	20000	-1.1	20.0
Anthracene	Ave	1.094	1.104	0.0000	20200	20000	0.9	20.0
Carbazole	Ave	0.9646	0.9520	0.0000	19700	20000	-1.3	20.0
Fluoranthene	Ave	1.134	1.150	0.0000	20300	20000	1.4	20.0
Pyrene	Ave	1.201	1.188	0.0000	19800	20000	-1.1	20.0
Benzo[a]anthracene	Ave	1.156	1.048	0.0000	18100	20000	-9.4	20.0
Chrysene	Ave	1.084	1.041	0.0000	19200	20000	-4.0	20.0
Benzo[b]fluoranthene	Ave	0.999	1.025	0.0000	20500	20000	2.5	20.0
Benzo[k]fluoranthene	Ave	1.053	1.002	0.0000	19000	20000	-4.8	20.0
Benzo[a]pyrene	Ave	1.004	0.996	0.0000	19800	20000	-0.8	20.0
Indeno[1,2,3-cd]pyrene	Ave	1.071	1.052	0.0000	19700	20000	-1.7	20.0
Dibenz(a,h)anthracene	Ave	1.008	0.9940	0.0000	19700	20000	-1.4	20.0
Benzo[g,h,i]perylene	Ave	1.031	1.007	0.0000	19500	20000	-2.3	20.0
o-Terphenyl	Ave	0.6027	0.6143	0.0000	20400	20000	1.9	20.0

TestAmerica Laboratories

Semivolatile 8270 low level PAH

Data file : \\tam-chemsvr\chem\SM\BSMSD.i\1D042413.b\1DD24003.D
 Lab Smp Id: CCV-1531401
 Inj Date : 24-APR-2013 12:46
 Operator : SCC Inst ID: BSMSD.i
 Smp Info : CCV-1531401
 Misc Info :
 Comment :
 Method : \\tam-chemsvr\chem\SM\BSMSD.i\1D042413.b\dFASTPAHi.m
 Meth Date : 24-Apr-2013 13:05 cantins Quant Type: ISTD
 Cal Date : 04-APR-2013 16:04 Cal File: 1DD04013.D
 Als bottle: 3 Continuing Calibration Sample
 Dil Factor: 1.00000
 Integrator: HP RTE Compound Sublist: pah.sub
 Target Version: 4.14
 Processing Host: TAM1000

Compounds	QUANT SIG					AMOUNTS	
	MASS	RT	EXP RT	REL RT	RESPONSE	CAL-AMT (ug/l)	ON-COL (ug/l)
* 1 Naphthalene-d8	136	6.049	6.049	(1.000)	2248073	40.0000	(H)
* 6 Acenaphthene-d10	164	7.730	7.730	(1.000)	1360336	40.0000	
* 9 Phenanthrene-d10	188	8.993	8.993	(1.000)	2236773	40.0000	
\$ 13 o-Terphenyl	230	9.298	9.298	(1.034)	686999	20.0000	20
* 17 Chrysene-d12	240	11.302	11.302	(1.000)	2287204	40.0000	(H)
* 22 Perylene-d12	264	13.123	13.123	(1.000)	2285243	40.0000	(H)
2 Naphthalene	128	6.073	6.073	(1.004)	1106362	20.0000	20(H)
3 2-Methylnaphthalene	142	6.778	6.778	(1.120)	732819	20.0000	20(H)
4 1-Methylnaphthalene	142	6.872	6.872	(1.136)	683316	20.0000	20(H)
5 Acenaphthylene	152	7.600	7.600	(0.983)	1156826	20.0000	20
7 Acenaphthene	154	7.759	7.759	(1.004)	689345	20.0000	19
8 Fluorene	166	8.200	8.200	(1.061)	823682	20.0000	20
10 Phenanthrene	178	9.010	9.010	(1.002)	1218790	20.0000	20
11 Anthracene	178	9.052	9.052	(1.007)	1234412	20.0000	20
12 Carbazole	167	9.193	9.193	(1.022)	1064684	20.0000	20
14 Fluoranthene	202	9.997	9.997	(1.112)	1285768	20.0000	20
15 Pyrene	202	10.185	10.185	(0.901)	1358518	20.0000	20(H)
16 Benzo(a)anthracene	228	11.284	11.284	(0.998)	1198684	20.0000	18(H)
18 Chrysene	228	11.331	11.331	(1.003)	1189923	20.0000	19(H)
19 Benzo(b)fluoranthene	252	12.583	12.583	(0.959)	1170718	20.0000	20(H)
20 Benzo(k)fluoranthene	252	12.618	12.618	(0.961)	1145013	20.0000	19(H)
21 Benzo(a)pyrene	252	13.029	13.029	(0.993)	1138342	20.0000	20(H)
23 Indeno(1,2,3-cd)pyrene	276	14.710	14.710	(1.121)	1202370	20.0000	20(MH)
24 Dibenzo(a,h)anthracene	278	14.733	14.733	(1.123)	1135731	20.0000	20(H)
25 Benzo(g,h,i)perylene	276	15.150	15.150	(1.154)	1150367	20.0000	20(H)

QC Flag Legend

M - Compound response manually integrated.
 H - Operator selected an alternate compound hit.

Data File: 1DD24003.D

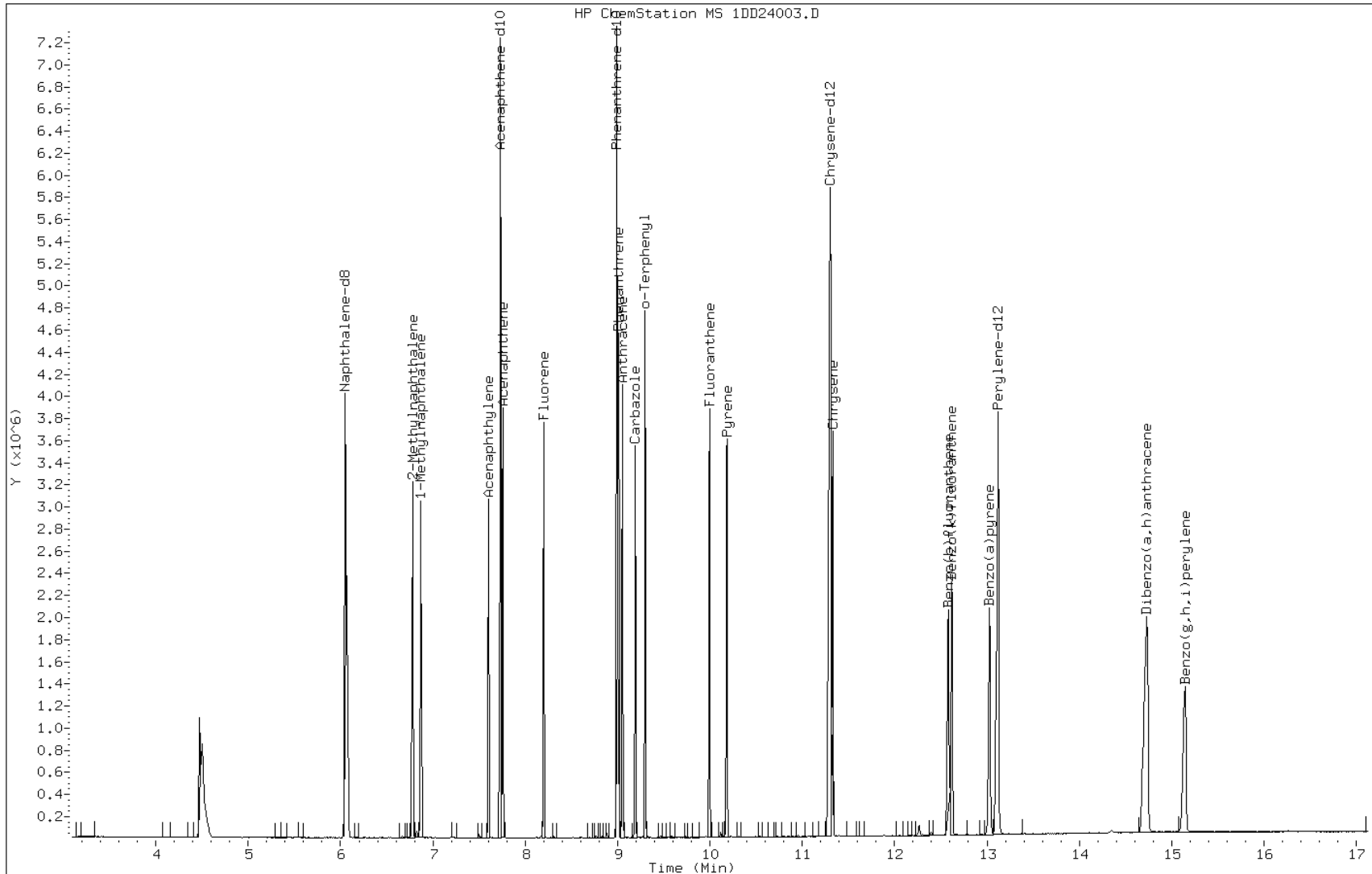
Date: 24-APR-2013 12:46

Client ID:

Instrument: BSMSD.i

Sample Info: CCV-1531401

Operator: SCC

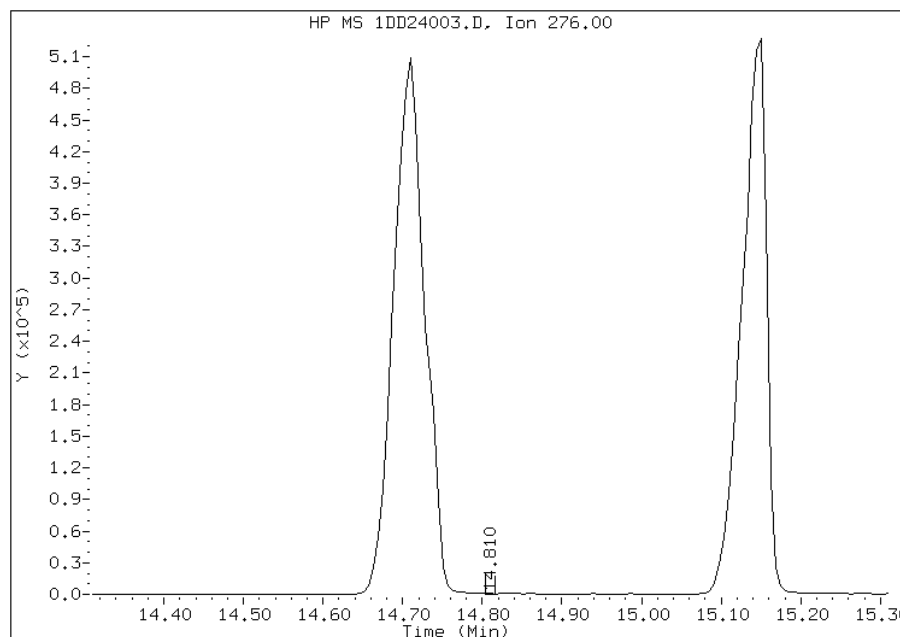


Manual Integration Report

Data File: 1DD24003.D
Inj. Date and Time: 24-APR-2013 12:46
Instrument ID: BSMSD.i
Client ID:
Compound: 23 Indeno(1,2,3-cd)pyrene
CAS #: 193-39-5
Report Date: 04/25/2013

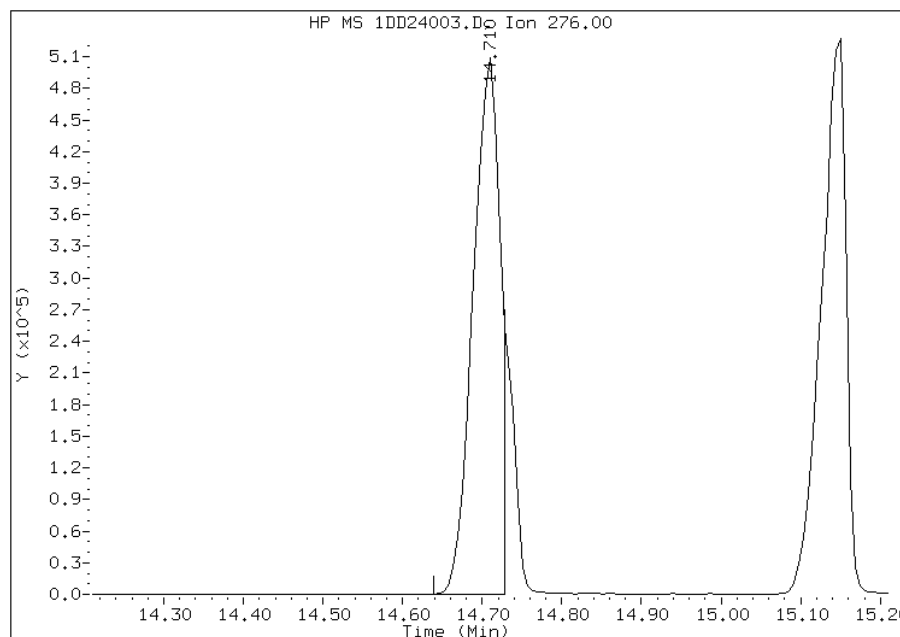
Processing Integration Results

RT: 14.81
Response: 268
Amount: 0
Conc: 0



Manual Integration Results

RT: 14.71
Response: 1202370
Amount: 20
Conc: 20



Manually Integrated By: cantins
Modification Date: 24-Apr-2013 13:06
Manual Integration Reason: Split Peak

FORM VII
GC/MS SEMI VOA CONTINUING CALIBRATION DATA

Lab Name: TestAmerica Tampa Job No.: 680-89513-2
 SDG No.: 68089513-2
 Lab Sample ID: CCVIS 660-136899/3 Calibration Date: 04/25/2013 12:21
 Instrument ID: BSMD5973 Calib Start Date: 04/04/2013 13:49
 GC Column: DB-5MS ID: 250.00 (um) Calib End Date: 04/04/2013 16:04
 Lab File ID: 1DD25003.D Conc. Units: ug/Kg

ANALYTE	CURVE TYPE	AVE RRF	RRF	MIN RRF	CALC AMOUNT	SPIKE AMOUNT	%D	MAX %D
Naphthalene	Ave	0.9942	0.9883	0.0000	19900	20000	-0.6	20.0
2-Methylnaphthalene	Ave	0.6418	0.6574	0.0000	20500	20000	2.4	20.0
1-Methylnaphthalene	Ave	0.6061	0.6191	0.0000	20400	20000	2.2	20.0
Acenaphthylene	Ave	1.693	1.686	0.0000	19900	20000	-0.4	20.0
Acenaphthene	Ave	1.045	1.020	0.0000	19500	20000	-2.4	20.0
Fluorene	Ave	1.238	1.222	0.0000	19700	20000	-1.3	20.0
Phenanthrene	Ave	1.102	1.066	0.0000	19300	20000	-3.3	20.0
Anthracene	Ave	1.094	1.073	0.0000	19600	20000	-1.9	20.0
Carbazole	Ave	0.9646	0.9154	0.0000	19000	20000	-5.1	20.0
Fluoranthene	Ave	1.134	1.135	0.0000	20000	20000	0.1	20.0
Pyrene	Ave	1.201	1.150	0.0000	19100	20000	-4.3	20.0
Benzo[a]anthracene	Ave	1.156	1.041	0.0000	18000	20000	-10.0	20.0
Chrysene	Ave	1.084	1.030	0.0000	19000	20000	-5.1	20.0
Benzo[b]fluoranthene	Ave	0.999	0.997	0.0000	20000	20000	-0.2	20.0
Benzo[k]fluoranthene	Ave	1.053	1.014	0.0000	19300	20000	-3.7	20.0
Benzo[a]pyrene	Ave	1.004	0.998	0.0000	19900	20000	-0.6	20.0
Indeno[1,2,3-cd]pyrene	Ave	1.071	1.103	0.0000	20600	20000	3.0	20.0
Dibenz(a,h)anthracene	Ave	1.008	1.005	0.0000	19900	20000	-0.3	20.0
Benzo[g,h,i]perylene	Ave	1.031	0.995	0.0000	19300	20000	-3.5	20.0
o-Terphenyl	Ave	0.6027	0.6194	0.0000	20600	20000	2.8	20.0

TestAmerica Laboratories

Semivolatile 8270 low level PAH

Data file : \\tam-chemsvr\chem\SM\BSMSD.i\1D042513.b\1DD25003.D
 Lab Smp Id: CCV-1531401
 Inj Date : 25-APR-2013 12:21
 Operator : SCC Inst ID: BSMSD.i
 Smp Info : CCV-1531401
 Misc Info :
 Comment :
 Method : \\tam-chemsvr\chem\SM\BSMSD.i\1D042513.b\dFASTPAHi.m
 Meth Date : 25-Apr-2013 12:42 cantins Quant Type: ISTD
 Cal Date : 04-APR-2013 16:04 Cal File: 1DD04013.D
 Als bottle: 3 Continuing Calibration Sample
 Dil Factor: 1.00000
 Integrator: HP RTE Compound Sublist: pah.sub
 Target Version: 4.14
 Processing Host: TAM1000

Compounds	QUANT SIG					AMOUNTS	
	MASS	RT	EXP RT	REL RT	RESPONSE	CAL-AMT (ug/l)	ON-COL (ug/l)
* 1 Naphthalene-d8	136	6.049	6.049	(1.000)	2587448	40.0000	(H)
* 6 Acenaphthene-d10	164	7.729	7.729	(1.000)	1623254	40.0000	(H)
* 9 Phenanthrene-d10	188	8.992	8.992	(1.000)	2764849	40.0000	(H)
\$ 13 o-Terphenyl	230	9.298	9.298	(1.034)	856236	20.0000	20(H)
* 17 Chrysene-d12	240	11.307	11.307	(1.000)	2901859	40.0000	(H)
* 22 Perylene-d12	264	13.129	13.129	(1.000)	2857822	40.0000	(H)
2 Naphthalene	128	6.072	6.072	(1.004)	1278561	20.0000	20(H)
3 2-Methylnaphthalene	142	6.777	6.777	(1.120)	850536	20.0000	20(H)
4 1-Methylnaphthalene	142	6.871	6.871	(1.136)	800965	20.0000	20(H)
5 Acenaphthylene	152	7.600	7.600	(0.983)	1368204	20.0000	20(H)
7 Acenaphthene	154	7.759	7.759	(1.004)	827830	20.0000	20
8 Fluorene	166	8.199	8.199	(1.061)	991453	20.0000	20(H)
10 Phenanthrene	178	9.010	9.010	(1.002)	1473269	20.0000	19(H)
11 Anthracene	178	9.051	9.051	(1.007)	1483247	20.0000	20(H)
12 Carbazole	167	9.192	9.192	(1.022)	1265481	20.0000	19(H)
14 Fluoranthene	202	9.997	9.997	(1.112)	1569310	20.0000	20(H)
15 Pyrene	202	10.185	10.185	(0.901)	1668426	20.0000	19(H)
16 Benzo(a)anthracene	228	11.284	11.284	(0.998)	1510238	20.0000	18(H)
18 Chrysene	228	11.331	11.331	(1.002)	1493747	20.0000	19(H)
19 Benzo(b)fluoranthene	252	12.582	12.582	(0.958)	1424360	20.0000	20(H)
20 Benzo(k)fluoranthene	252	12.623	12.623	(0.962)	1448576	20.0000	19(H)
21 Benzo(a)pyrene	252	13.035	13.035	(0.993)	1426465	20.0000	20(H)
23 Indeno(1,2,3-cd)pyrene	276	14.715	14.715	(1.121)	1575777	20.0000	21(MH)
24 Dibenzo(a,h)anthracene	278	14.744	14.744	(1.123)	1436245	20.0000	20(H)
25 Benzo(g,h,i)perylene	276	15.156	15.156	(1.154)	1421842	20.0000	19(H)

QC Flag Legend

M - Compound response manually integrated.
 H - Operator selected an alternate compound hit.

Data File: 1DD25003.D

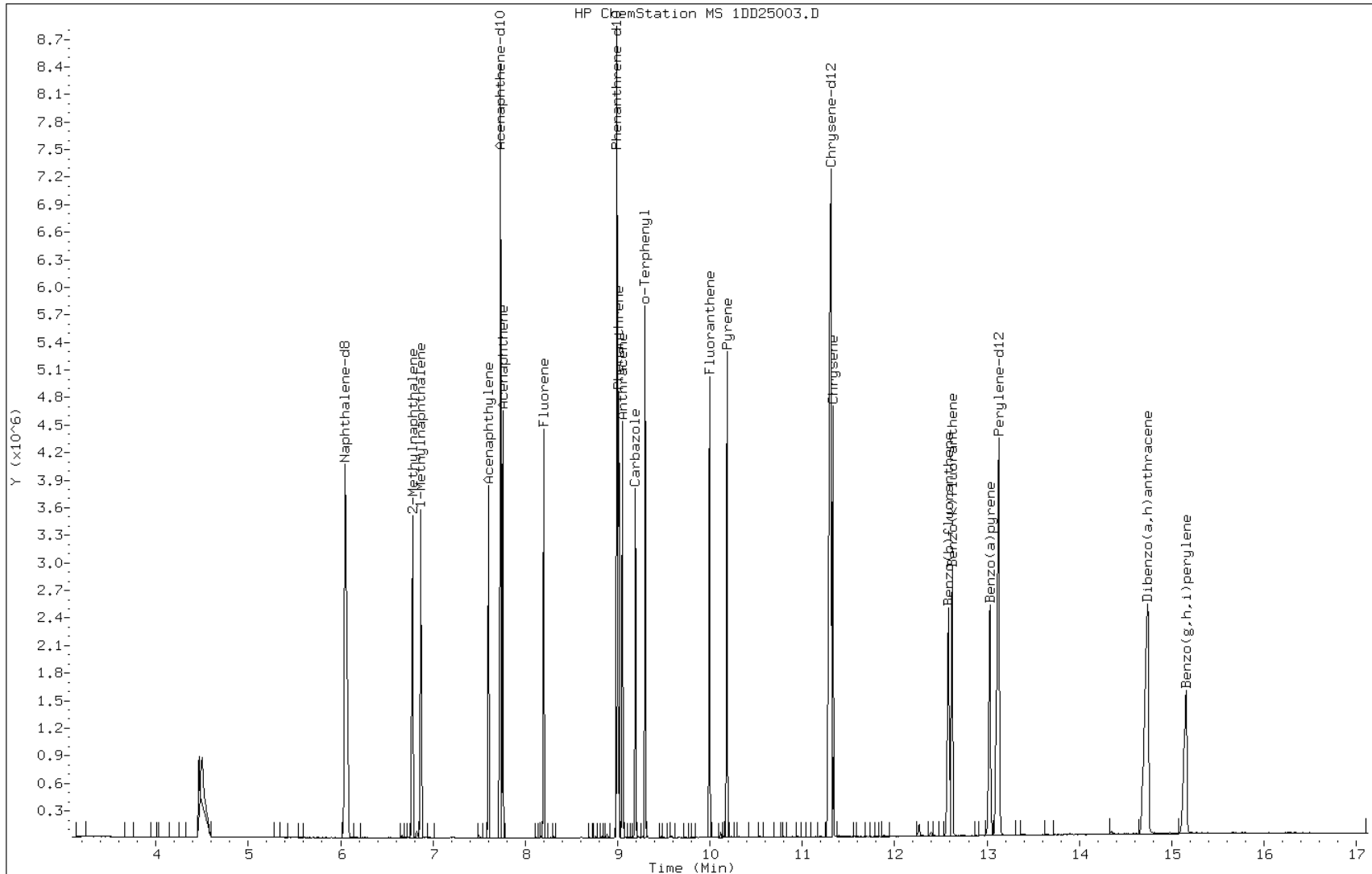
Date: 25-APR-2013 12:21

Client ID:

Instrument: BSMSD.i

Sample Info: CCV-1531401

Operator: SCC

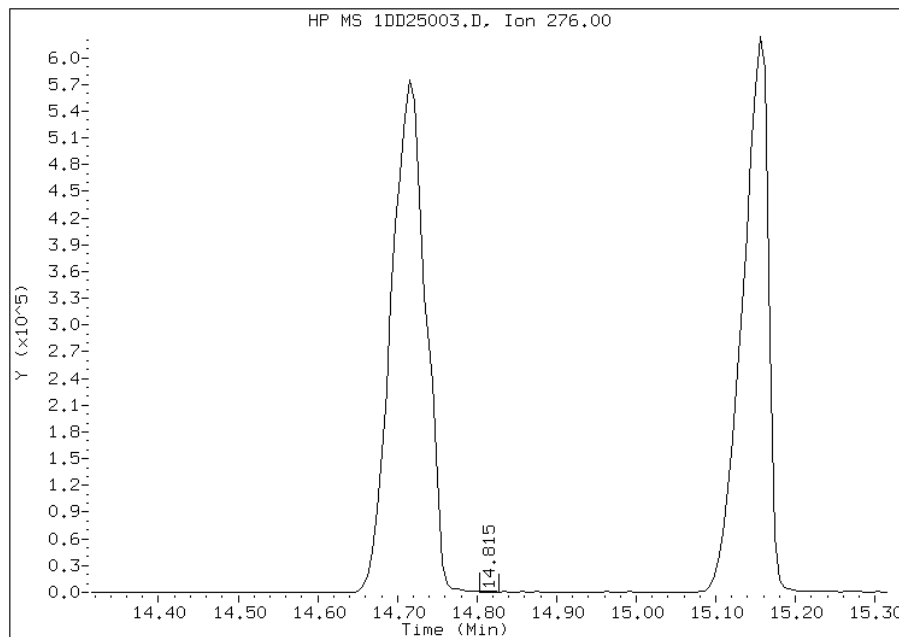


Manual Integration Report

Data File: 1DD25003.D
Inj. Date and Time: 25-APR-2013 12:21
Instrument ID: BSMMSD.i
Client ID:
Compound: 23 Indeno(1,2,3-cd)pyrene
CAS #: 193-39-5
Report Date: 04/26/2013

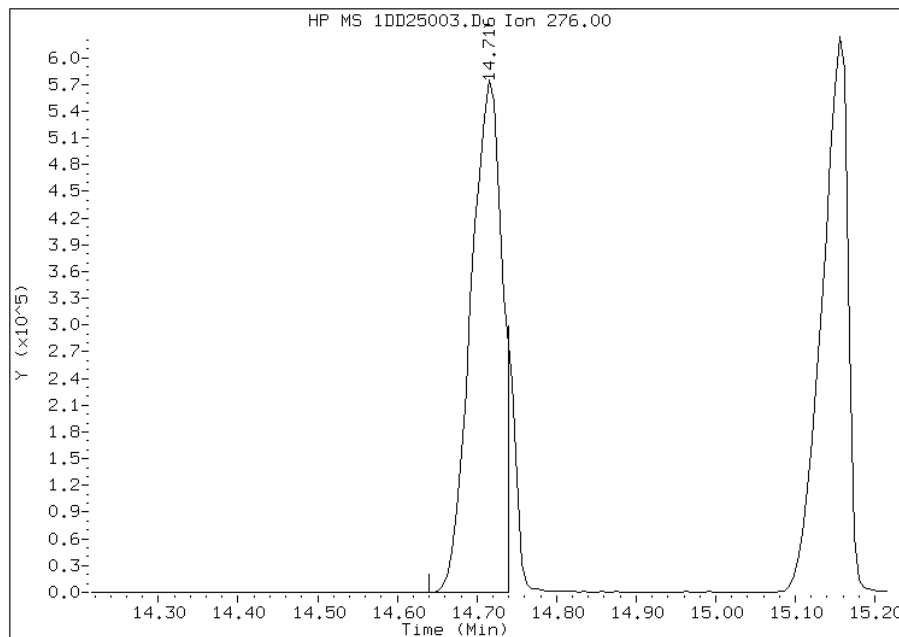
Processing Integration Results

RT: 14.82
Response: 836
Amount: 0
Conc: 0



Manual Integration Results

RT: 14.72
Response: 1575777
Amount: 21
Conc: 21



Manually Integrated By: cantins
Modification Date: 25-Apr-2013 12:44
Manual Integration Reason: Split Peak

TestAmerica Laboratories

Data file : \\tam-chemsvr\chem\SM\BSMSD.i\1D040413.b\1DD04003.D
 Lab Smp Id: DFTPP Client Smp ID: DFTPP
 Inj Date : 04-APR-2013 12:15
 Operator : SCC Inst ID: BSMSD.i
 Smp Info : DFTPP-1525850
 Misc Info :
 Comment :
 Method : \\tam-chemsvr\chem\SM\BSMSD.i\1D040413.b\d-dftpp198.m
 Meth Date : 08-Jan-2013 12:23 cantins Quant Type: ESTD
 Cal Date : Cal File:
 Als bottle: 2 QC Sample: DFTPP
 Dil Factor: 1.00000
 Integrator: HP RTE Compound Sublist: all.sub
 Target Version: 4.14 Sample Matrix: None
 Processing Host: TAM1000

CONCENTRATIONS									
ON-COL FINAL									
RT	EXP RT	DLT RT	MASS	RESPONSE	(ug/L)	(ug/L)	TARGET	RANGE	RATIO
====	=====	=====	====	=====	=====	=====	=====	=====	=====
1 dftpp					CAS #: 5074-71-5				
8.382	8.532	-0.150	198	72572			50.00-	0.00	100.00
8.382	8.532	-0.150	51	32556			10.00-	80.00	44.86
8.382	8.532	-0.150	68	0	0.0	0.0	0.00-	2.00	0.00
8.382	8.532	-0.150	69	32936			0.00-	0.00	45.38
8.382	8.532	-0.150	70	114			0.00-	2.00	0.35
8.382	8.532	-0.150	127	36680			10.00-	80.00	50.54
8.382	8.532	-0.150	197	0	0.0	0.0	0.00-	2.00	0.00
8.382	8.532	-0.150	442	48716			50.00-	0.00	67.13
8.382	8.532	-0.150	199	4977			5.00-	9.00	6.86
8.382	8.532	-0.150	275	19350			10.00-	60.00	26.66
8.382	8.532	-0.150	365	2279			1.00-	0.00	3.14
8.382	8.532	-0.150	441	2370			0.01-	99.99	23.58
8.382	8.532	-0.150	443	10052			15.00-	24.00	20.63

Data File: 1DD04003.D

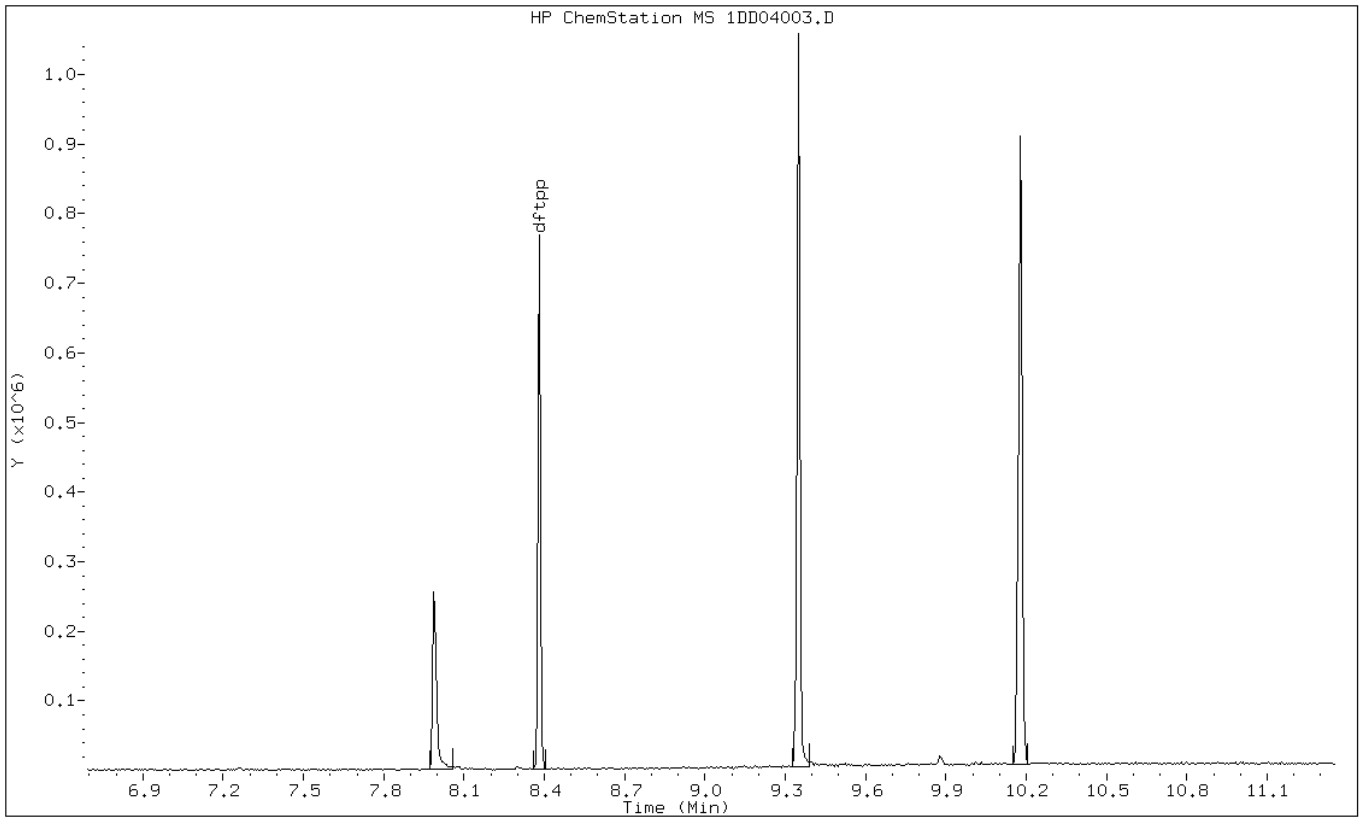
Date: 04-APR-2013 12:15

Client ID: DFTPP

Instrument: BSMSD.i

Sample Info: DFTPP-1525850

Operator: SCC



Data File: 1DD04003.D

Date: 04-APR-2013 12:15

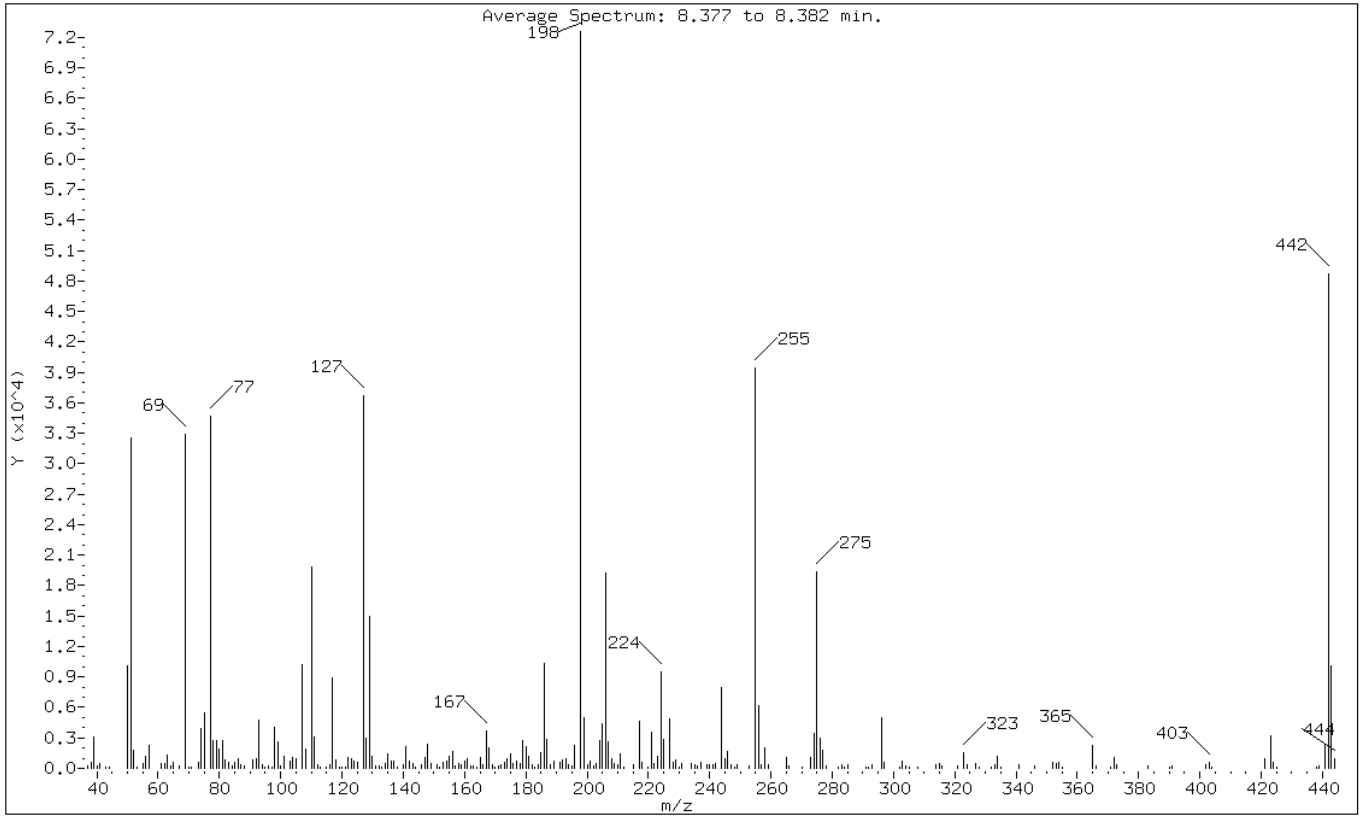
Client ID: DFTPP

Instrument: BSMSD.i

Sample Info: DFTPP-1525850

Operator: SCC

1 dftpp



m/e	ION ABUNDANCE CRITERIA	% RELATIVE ABUNDANCE
198	Base Peak, 100% relative abundance	100.00
51	10.00 - 80.00% of mass 198	44.86
68	Less than 2.00% of mass 69	0.00 (0.00)
69	Mass 69 relative abundance	45.38
70	Less than 2.00% of mass 69	0.16 (0.35)
127	10.00 - 80.00% of mass 198	50.54
197	Less than 2.00% of mass 198	0.00
442	Greater than 50.00% of mass 198	67.13
199	5.00 - 9.00% of mass 198	6.86
275	10.00 - 60.00% of mass 198	26.66
365	Greater than 1.00% of mass 198	3.14
441	Present, but less than mass 443	3.27
443	15.00 - 24.00% of mass 442	13.85 (20.63)

Data File: 1DD04003.D

Date: 04-APR-2013 12:15

Client ID: DFTPP

Instrument: BSMSD.i

Sample Info: DFTPP-1525850

Operator: SCC

Data File: \\tam-chemsvr\chem\SM\BSMSD.i\1D040413.b\1DD04003.D

Spectrum: Average Spectrum: 8.377 to 8.382 min.

Location of Maximum: 198.00

Number of points: 246

m/z	Y	m/z	Y	m/z	Y	m/z	Y
37.00	274	119.00	120	185.00	1517	270.00	78
38.00	589	120.00	118	186.00	10284	273.00	1081
39.00	3038	121.00	77	187.00	2888	274.00	3485
40.00	277	122.00	1015	188.00	332	275.00	19344
41.00	463	123.00	946	189.00	735	276.00	2999
43.00	124	124.00	666	191.00	579	277.00	1839
44.00	117	125.00	567	192.00	873	278.00	226
50.00	10128	127.00	36680	193.00	975	282.00	81
51.00	32552	128.00	2957	194.00	335	283.00	314
52.00	1767	129.00	14951	195.00	275	284.00	90
53.00	85	130.00	1205	196.00	2233	285.00	356
55.00	420	131.00	194	198.00	72568	291.00	83
56.00	1176	132.00	206	199.00	4977	292.00	80
57.00	2213	133.00	92	200.00	323	293.00	412
61.00	490	134.00	523	201.00	663	296.00	5046
62.00	459	135.00	1404	202.00	210	297.00	576
63.00	1290	136.00	674	203.00	519	302.00	157
64.00	230	137.00	709	204.00	2685	303.00	675
65.00	539	138.00	79	205.00	4398	304.00	185
67.00	251	140.00	333	206.00	19200	305.00	82
69.00	32936	141.00	2082	207.00	2631	308.00	174
70.00	114	142.00	713	208.00	974	314.00	314
71.00	81	143.00	523	209.00	499	315.00	487
73.00	647	144.00	93	210.00	329	316.00	223
74.00	3962	146.00	312	211.00	1393	321.00	206
75.00	5478	147.00	1032	212.00	165	323.00	1494
77.00	34688	148.00	2326	215.00	308	324.00	410
78.00	2711	149.00	488	217.00	4596	327.00	476
79.00	2695	151.00	320	218.00	606	328.00	99
80.00	1923	152.00	103	220.00	76	332.00	111
81.00	2677	153.00	558	221.00	3596	333.00	396
82.00	777	154.00	665	222.00	431	334.00	1163
83.00	630	155.00	1227	223.00	1208	335.00	119
84.00	185	156.00	1628	224.00	9447	341.00	297
85.00	566	157.00	240	225.00	2804	346.00	197
86.00	895	158.00	430	227.00	4861	352.00	557
87.00	384	159.00	320	228.00	637	353.00	477
88.00	184	160.00	765	229.00	843	354.00	558
91.00	856	161.00	1005	230.00	115	355.00	81
92.00	893	162.00	279	231.00	446	365.00	2279

93.00	4736	163.00	190	234.00	485	366.00	181
94.00	298	164.00	105	235.00	402	371.00	117
95.00	167	165.00	1019	236.00	243	372.00	1076
96.00	240	166.00	344	237.00	537	373.00	335
97.00	178	167.00	3671	239.00	320	383.00	219
+-----+							
98.00	4066	168.00	1997	240.00	333	390.00	136
99.00	2655	169.00	349	241.00	361	391.00	180
100.00	295	170.00	112	242.00	472	402.00	362
101.00	1142	171.00	208	244.00	7939	403.00	564
103.00	719	172.00	342	245.00	988	404.00	144
+-----+							
104.00	1122	173.00	643	246.00	1619	421.00	961
105.00	909	174.00	893	247.00	381	423.00	3222
107.00	10195	175.00	1368	248.00	80	424.00	628
108.00	1940	176.00	519	249.00	382	425.00	87
110.00	19784	177.00	713	253.00	265	438.00	129
+-----+							
111.00	3136	178.00	422	255.00	39432	439.00	214
112.00	374	179.00	2728	256.00	6151	441.00	2370
113.00	128	180.00	2151	257.00	340	442.00	48712
115.00	153	181.00	1200	258.00	2068	443.00	10052
116.00	393	182.00	314	259.00	399	444.00	994
+-----+							
117.00	8897	183.00	98	265.00	1086		
118.00	800	184.00	382	266.00	282		
+-----+							

TestAmerica Laboratories

Data file : \\tam-chemsvr\chem\SM\BSMSD.i\1D042413.b\1DD24002.D
 Lab Smp Id: DFTPP Client Smp ID: DFTPP
 Inj Date : 24-APR-2013 12:30
 Operator : SCC Inst ID: BSMSD.i
 Smp Info : DFTPP-1525850
 Misc Info :
 Comment :
 Method : \\tam-chemsvr\chem\SM\BSMSD.i\1D042413.b\d-dftpp198.m
 Meth Date : 08-Jan-2013 12:23 cantins Quant Type: ESTD
 Cal Date : Cal File:
 Als bottle: 2 QC Sample: DFTPP
 Dil Factor: 1.00000
 Integrator: HP RTE Compound Sublist: all.sub
 Target Version: 4.14 Sample Matrix: None
 Processing Host: TAM1000

CONCENTRATIONS									
ON-COL FINAL									
RT	EXP RT	DLT RT	MASS	RESPONSE	(ug/L)	(ug/L)	TARGET	RANGE	RATIO
====	=====	=====	====	=====	=====	=====	=====	=====	=====
1 dftpp					CAS #: 5074-71-5				
8.344	8.532	-0.188	198	78584			50.00-	0.00	100.00
8.344	8.532	-0.188	51	30672			10.00-	80.00	39.03
8.344	8.532	-0.188	68	0	0.0	0.0	0.00-	2.00	0.00
8.344	8.532	-0.188	69	30256			0.00-	0.00	38.50
8.344	8.532	-0.188	70	0	0.0	0.0	0.00-	2.00	0.00
8.344	8.532	-0.188	127	36600			10.00-	80.00	46.57
8.344	8.532	-0.188	197	0	0.0	0.0	0.00-	2.00	0.00
8.344	8.532	-0.188	442	71056			50.00-	0.00	90.42
8.344	8.532	-0.188	199	5585			5.00-	9.00	7.11
8.344	8.532	-0.188	275	24632			10.00-	60.00	31.34
8.344	8.532	-0.188	365	3002			1.00-	0.00	3.82
8.344	8.532	-0.188	441	10979			0.01-	99.99	72.76
8.344	8.532	-0.188	443	15089			15.00-	24.00	21.24

Data File: 1DD24002.D

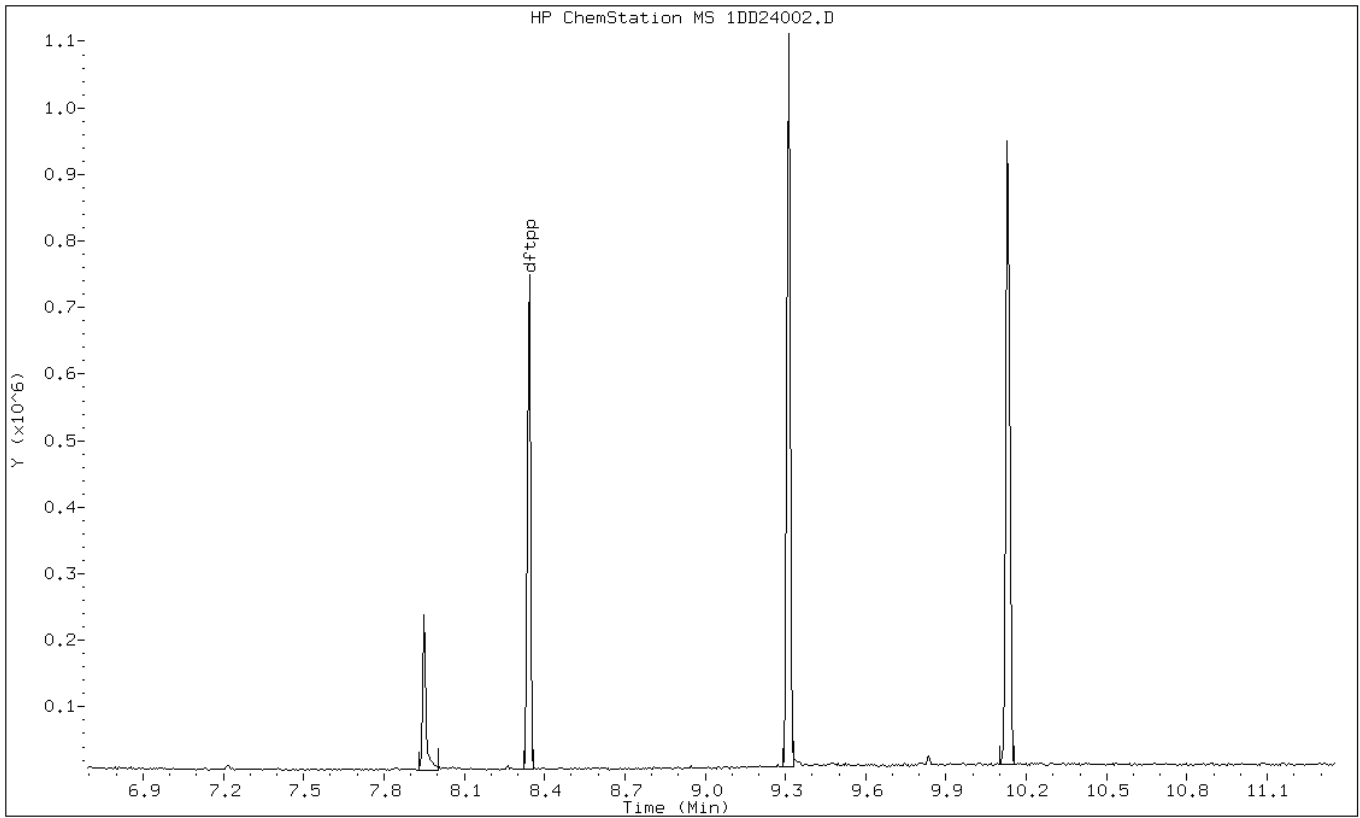
Date: 24-APR-2013 12:30

Client ID: DFTPP

Instrument: BSMSD.i

Sample Info: DFTPP-1525850

Operator: SCC



Data File: 1DD24002.D

Date: 24-APR-2013 12:30

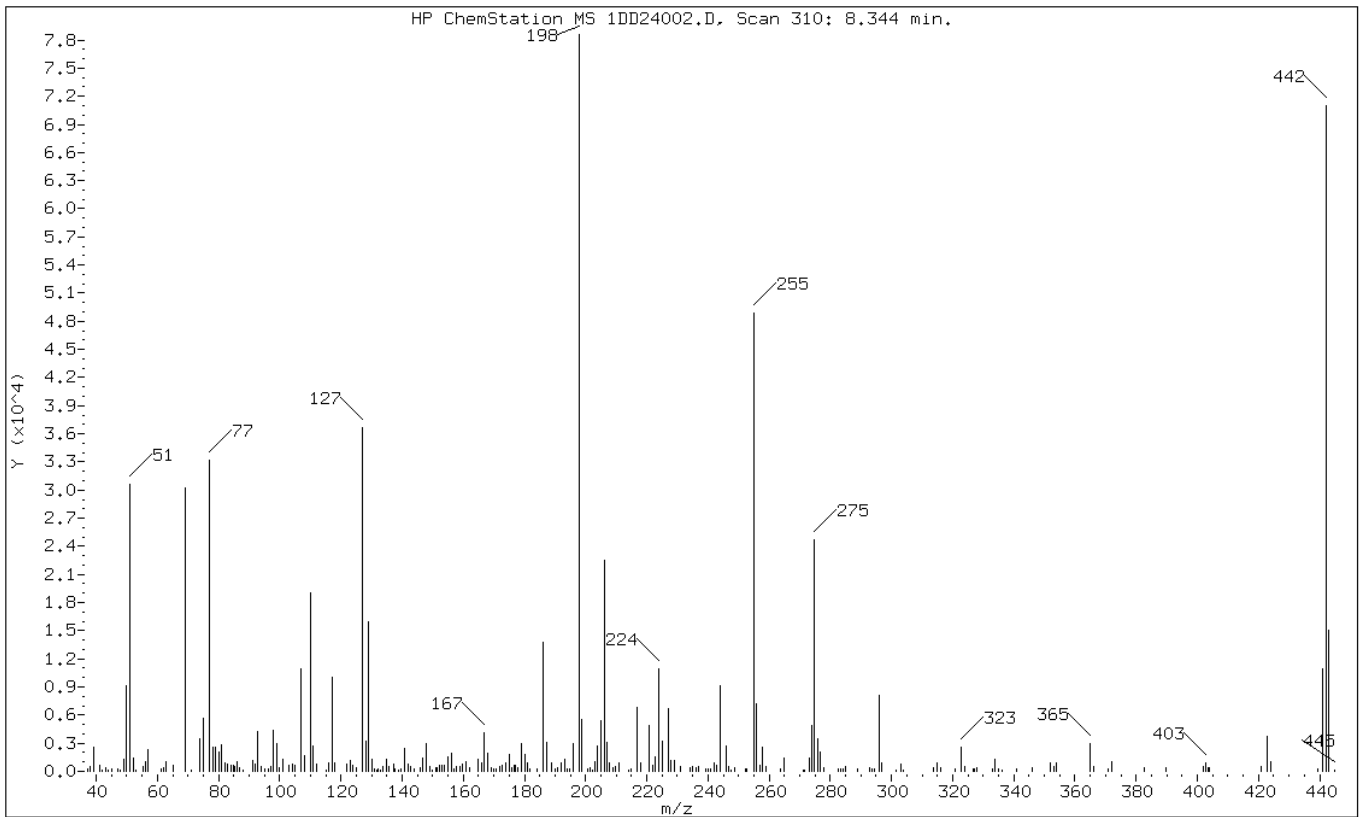
Client ID: DFTPP

Instrument: BSMSD.i

Sample Info: DFTPP-1525850

Operator: SCC

1 dftpp



m/e	ION ABUNDANCE CRITERIA	% RELATIVE ABUNDANCE
198	Base Peak, 100% relative abundance	100.00
51	10.00 - 80.00% of mass 198	39.03
68	Less than 2.00% of mass 69	0.00 (0.00)
69	Mass 69 relative abundance	38.50
70	Less than 2.00% of mass 69	0.00 (0.00)
127	10.00 - 80.00% of mass 198	46.57
197	Less than 2.00% of mass 198	0.00
442	Greater than 50.00% of mass 198	90.42
199	5.00 - 9.00% of mass 198	7.11
275	10.00 - 60.00% of mass 198	31.34
365	Greater than 1.00% of mass 198	3.82
441	Present, but less than mass 443	13.97
443	15.00 - 24.00% of mass 442	19.20 (21.24)

Data File: 1DD24002.D

Date: 24-APR-2013 12:30

Client ID: DFTPP

Instrument: BSMSD.i

Sample Info: DFTPP-1525850

Operator: SCC

Data File: \\tam-chemsvr\chem\SM\BSMSD.i\1D042413.b\1DD24002.D

Spectrum: HP ChemStation MS 1DD24002.D, Scan 310: 8.344 min.

Location of Maximum: 197.90

Number of points: 242

m/z	Y	m/z	Y	m/z	Y	m/z	Y
37.20	290	117.90	851	184.00	320	263.80	209
38.00	561	122.00	798	186.00	13821	264.90	1466
39.10	2537	123.10	1178	187.10	3028	271.00	154
41.00	590	124.00	628	189.00	881	271.70	188
42.10	176	125.10	448	190.20	275	273.10	1387
43.00	331	126.90	36600	190.80	386	273.90	4868
43.90	177	128.00	3264	191.00	392	274.90	24632
44.90	200	128.90	15953	191.90	903	276.00	3528
47.00	267	130.00	1230	193.00	1315	276.80	2072
48.00	187	131.00	225	194.00	273	278.00	336
49.10	1281	131.80	160	194.90	219	282.80	239
50.00	9106	132.30	228	196.00	2967	283.20	205
51.00	30672	133.10	176	197.90	78584	284.00	256
52.10	1470	133.90	504	198.80	5585	284.80	466
53.00	173	135.00	1306	200.50	257	288.80	234
55.20	469	135.80	557	201.30	410	292.80	429
56.00	1078	137.10	797	202.10	158	293.70	275
57.00	2297	137.80	247	203.00	980	294.50	243
61.30	246	138.80	186	204.00	2712	295.90	8047
62.00	379	139.80	246	205.00	5428	296.90	886
63.00	1044	140.90	2492	206.00	22536	301.60	169
65.00	678	141.90	736	207.00	3085	303.10	760
69.00	30256	142.90	491	207.90	867	304.00	162
71.00	191	143.90	218	208.90	419	313.70	366
74.00	3515	145.80	446	209.90	537	315.00	938
75.00	5681	146.90	1381	210.80	952	316.10	447
77.00	33136	147.90	2979	213.90	162	320.90	307
78.00	2580	149.00	544	215.00	241	322.90	2627
78.90	2550	150.00	158	217.00	6870	323.90	469
80.00	2078	151.10	413	217.90	862	326.70	278
81.00	2867	151.40	432	220.90	4832	327.10	251
82.00	901	152.30	596	222.10	583	328.00	404
83.00	810	152.90	699	222.90	1526	333.10	297
84.00	636	153.90	696	224.00	10988	333.90	1260
84.90	699	155.10	1550	224.90	3154	335.00	299
85.20	542	156.00	1897	226.90	6639	336.00	189
86.10	1051	157.10	309	228.00	1124	340.90	288
86.80	351	157.80	463	229.00	1208	346.10	418
88.10	172	158.80	495	230.90	526	352.00	866
91.00	1101	159.90	710	234.00	439	353.00	569

91.90	734	161.00	983	234.90	473	353.90	870
92.90	4181	162.10	326	236.10	406	364.90	3002
93.90	483	164.90	1295	236.80	528	366.00	503
95.00	243	166.00	892	239.10	243	370.80	293
96.10	240	166.90	4151	240.10	300	371.90	993
97.10	498	168.00	1886	240.80	311	382.70	383
98.00	4341	169.20	398	241.00	320	389.90	389
99.00	2902	170.10	297	242.00	912	402.00	506
99.90	358	170.80	289	242.90	670	402.80	879
100.90	1238	171.90	459	244.00	9087	403.50	356
103.00	636	172.90	705	245.90	2719	403.80	362
104.00	826	173.90	925	246.80	518	421.00	558
104.90	705	174.90	1809	247.40	173	423.00	3784
107.00	10950	176.00	429	248.90	408	423.90	1045
108.00	1678	176.50	592	252.20	253	439.40	229
110.00	18984	177.00	643	252.80	306	441.00	10979
111.00	2644	178.00	356	254.90	48872	442.00	71056
112.00	793	178.90	2947	255.90	7171	443.00	15089
115.20	181	180.00	1842	257.00	591	444.90	165
115.90	862	180.80	849	257.80	2635		
117.00	10093	181.90	201	259.00	553		

TestAmerica Laboratories

Data file : \\tam-chemsvr\chem\SM\BSMSD.i\1D042513.b\1DD25002.D
 Lab Smp Id: DFTPP Client Smp ID: DFTPP
 Inj Date : 25-APR-2013 12:00
 Operator : SCC Inst ID: BSMSD.i
 Smp Info : DFTPP-1525850
 Misc Info :
 Comment :
 Method : \\tam-chemsvr\chem\SM\BSMSD.i\1D042513.b\d-dftpp198.m
 Meth Date : 08-Jan-2013 12:23 cantins Quant Type: ESTD
 Cal Date : Cal File:
 Als bottle: 2 QC Sample: DFTPP
 Dil Factor: 1.00000
 Integrator: HP RTE Compound Sublist: all.sub
 Target Version: 4.14 Sample Matrix: None
 Processing Host: TAM1000

CONCENTRATIONS									
ON-COL FINAL									
RT	EXP RT	DLT RT	MASS	RESPONSE	(ug/L)	(ug/L)	TARGET	RANGE	RATIO
====	=====	=====	====	=====	=====	=====	=====	=====	=====
1 dftpp					CAS #: 5074-71-5				
8.338	8.532	-0.194	198	72240			50.00-	0.00	100.00
8.338	8.532	-0.194	51	34384			10.00-	80.00	47.60
8.338	8.532	-0.194	68	0	0.0	0.0	0.00-	2.00	0.00
8.338	8.532	-0.194	69	34336			0.00-	0.00	47.53
8.338	8.532	-0.194	70	401			0.00-	2.00	1.17
8.338	8.532	-0.194	127	37776			10.00-	80.00	52.29
8.338	8.532	-0.194	197	0	0.0	0.0	0.00-	2.00	0.00
8.338	8.532	-0.194	442	55624			50.00-	0.00	77.00
8.338	8.532	-0.194	199	5545			5.00-	9.00	7.68
8.338	8.532	-0.194	275	21896			10.00-	60.00	30.31
8.338	8.532	-0.194	365	2982			1.00-	0.00	4.13
8.338	8.532	-0.194	441	9122			0.01-	99.99	86.55
8.338	8.532	-0.194	443	10539			15.00-	24.00	18.95

Data File: 1DD25002.D

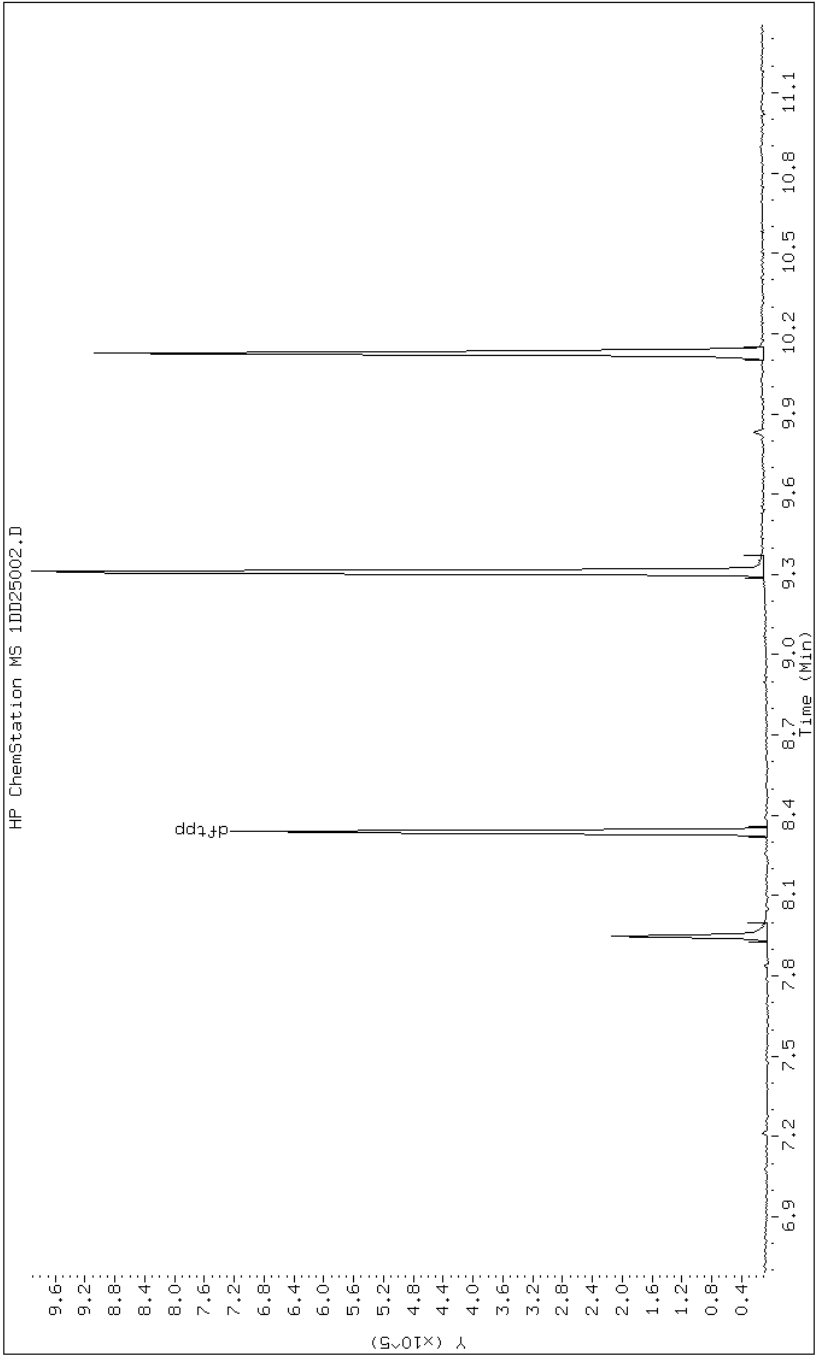
Date: 25-APR-2013 12:00

Client ID: DFTPP

Instrument: BSMSD.i

Sample Info: DFTPP-1525850

Operator: SCC



Data File: 1DD25002.D

Date: 25-APR-2013 12:00

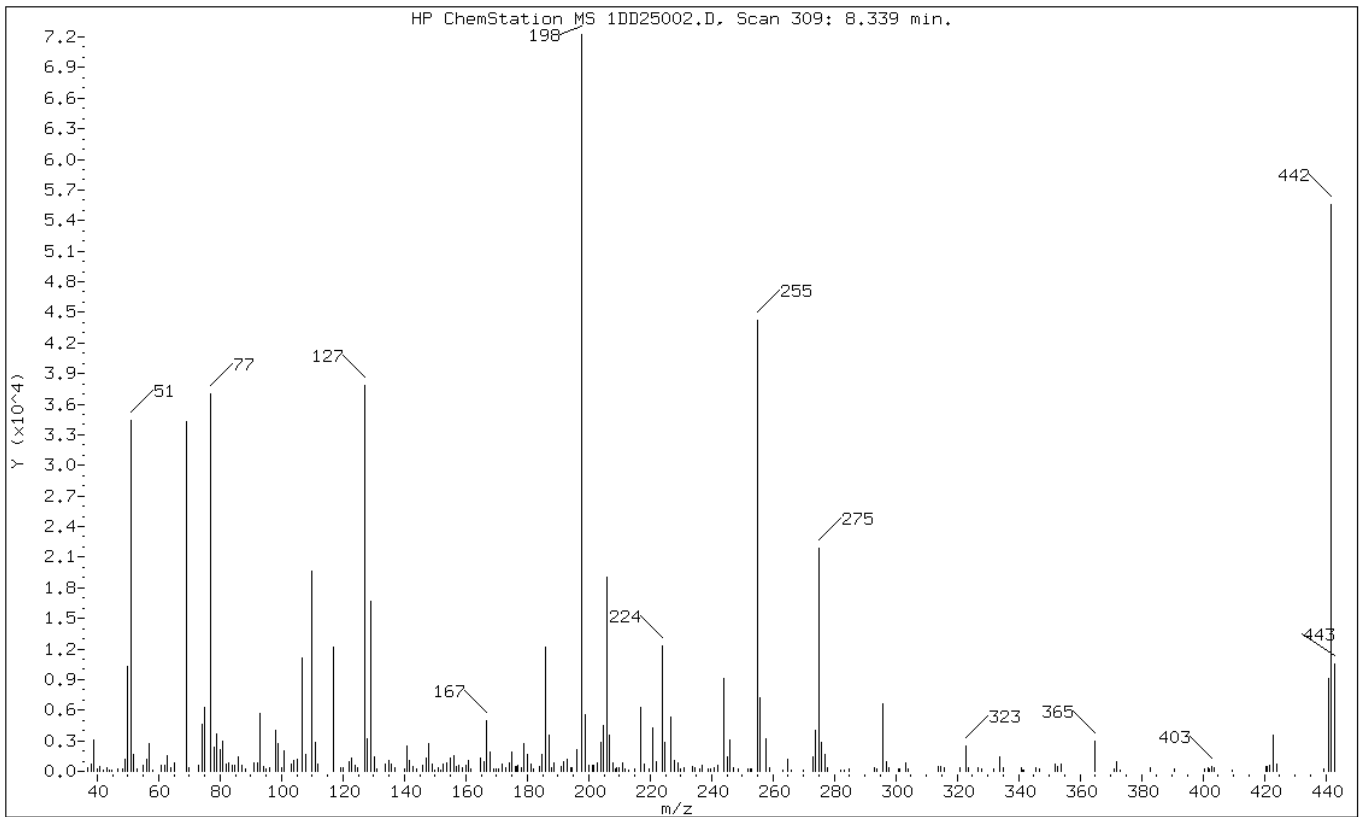
Client ID: DFTPP

Instrument: BSMSD.i

Sample Info: DFTPP-1525850

Operator: SCC

1 dftpp



m/e	ION ABUNDANCE CRITERIA	% RELATIVE ABUNDANCE
198	Base Peak, 100% relative abundance	100.00
51	10.00 - 80.00% of mass 198	47.60
68	Less than 2.00% of mass 69	0.00 (0.00)
69	Mass 69 relative abundance	47.53
70	Less than 2.00% of mass 69	0.56 (1.17)
127	10.00 - 80.00% of mass 198	52.29
197	Less than 2.00% of mass 198	0.00
442	Greater than 50.00% of mass 198	77.00
199	5.00 - 9.00% of mass 198	7.68
275	10.00 - 60.00% of mass 198	30.31
365	Greater than 1.00% of mass 198	4.13
441	Present, but less than mass 443	12.63
443	15.00 - 24.00% of mass 442	14.59 (18.95)

Data File: 1DD25002.D

Date: 25-APR-2013 12:00

Client ID: DFTPP

Instrument: BSMSD.i

Sample Info: DFTPP-1525850

Operator: SCC

Data File: \\tam-chemsvr\chem\SM\BSMSD.i\1D042513.b\1DD25002.D

Spectrum: HP ChemStation MS 1DD25002.D, Scan 309: 8.339 min.

Location of Maximum: 197.90

Number of points: 244

m/z	Y	m/z	Y	m/z	Y	m/z	Y
36.90	360	119.10	308	188.90	862	272.90	1395
38.10	721	119.90	352	191.00	525	273.90	4040
39.00	3050	122.00	930	192.00	994	275.00	21896
40.10	282	122.90	1269	193.10	1138	275.90	2818
41.00	505	123.90	598	194.10	337	276.80	1610
42.00	153	124.90	389	194.60	323	277.80	338
43.10	385	127.00	37776	196.00	2152	281.90	171
43.90	173	128.00	3147	197.90	72240	283.20	171
44.90	175	129.00	16632	198.90	5545	284.90	204
46.90	210	130.10	1381	200.10	616	292.90	385
48.10	243	131.20	231	201.40	554	294.00	181
49.10	1174	133.90	687	201.60	576	295.90	6625
50.00	10272	135.00	1065	202.90	871	296.90	972
51.00	34384	135.90	676	204.00	2886	297.70	300
52.00	1656	137.10	408	204.90	4481	301.00	204
53.00	247	139.90	267	205.90	19088	301.40	191
55.00	622	141.00	2467	206.90	3573	303.10	815
56.00	1182	141.80	1021	208.00	770	304.00	209
57.00	2765	142.80	515	208.60	265	313.70	464
57.90	162	144.10	249	209.10	351	314.80	433
60.90	628	146.00	640	209.70	408	315.90	351
61.90	594	147.00	1242	210.90	871	321.00	380
62.90	1517	147.90	2719	211.70	269	323.00	2538
64.10	323	148.90	676	213.00	168	323.80	355
65.00	785	149.90	151	214.90	247	326.90	412
69.00	34336	151.10	396	216.90	6311	327.80	233
70.00	401	151.90	171	218.00	747	331.80	211
73.00	605	152.80	652	219.80	227	334.00	1476
74.00	4579	153.90	788	221.00	4234	335.10	329
75.00	6255	155.10	1270	221.90	1001	340.80	309
77.00	37040	156.00	1509	224.00	12272	341.40	165
78.00	2312	156.90	418	224.90	2864	341.80	160
78.90	3618	157.80	634	226.90	5281	345.70	408
80.00	2137	159.00	343	227.90	1071	346.90	220
81.00	2901	160.00	624	229.00	845	351.80	683
81.90	652	160.90	1040	229.90	235	352.80	475
82.10	632	161.80	210	231.20	303	353.90	710
82.90	876	164.90	1334	233.80	414	364.90	2982
83.90	625	166.00	889	234.80	400	371.20	213
84.90	606	166.90	5007	236.10	276	372.00	994

85.90	1473	167.90	1902	236.90	564	373.00	160
87.00	633	168.90	275	238.90	228	382.90	380
88.20	205	169.10	261	239.80	184	390.90	184
91.00	789	169.70	205	240.90	348	400.70	209
92.20	817	170.80	193	242.00	604	401.70	355
92.90	5674	172.00	688	244.00	9162	402.20	248
94.10	493	172.90	356	245.10	1372	402.90	518
95.10	229	174.00	875	245.90	3077	403.50	374
96.00	405	174.90	1861	247.20	383	409.60	153
97.90	4027	176.00	475	248.80	248	420.70	429
99.00	2694	176.40	529	251.80	183	421.00	478
100.20	335	177.00	607	252.60	203	421.80	587
101.00	2011	178.00	371	252.90	180	422.90	3575
103.00	689	179.00	2754	253.20	179	423.90	733
103.90	1068	179.90	1605	254.90	44240	439.30	181
105.00	1133	181.10	762	255.90	7166	441.00	9122
106.90	11166	181.90	190	257.90	3216	441.90	55624
107.90	1653	183.90	472	259.10	373	442.90	10539
110.00	19608	184.90	1652	263.40	151		
110.90	2784	186.00	12172	264.90	1162		
111.90	651	187.00	3521	265.90	159		
116.90	12173	188.10	329	270.00	154		

FORM I
GC/MS SEMI VOA ORGANICS ANALYSIS DATA SHEET

Lab Name: TestAmerica Tampa Job No.: 680-89513-2
 SDG No.: 68089513-2
 Client Sample ID: _____ Lab Sample ID: MB 660-136752/1-A
 Matrix: Solid Lab File ID: 1DD24014.D
 Analysis Method: 8270C LL Date Collected: _____
 Extract. Method: 3546 Date Extracted: 04/23/2013 14:49
 Sample wt/vol: 15.31(g) Date Analyzed: 04/24/2013 16:55
 Con. Extract Vol.: 1(mL) Dilution Factor: 1
 Injection Volume: 1(uL) Level: (low/med) Low
 % Moisture: _____ GPC Cleanup: (Y/N) N
 Analysis Batch No.: 136826 Units: ug/Kg

CAS NO.	COMPOUND NAME	RESULT	Q	RL	MDL
83-32-9	Acenaphthene	98	U	98	20
208-96-8	Acenaphthylene	39	U	39	4.9
120-12-7	Anthracene	8.2	U	8.2	4.1
56-55-3	Benzo[a]anthracene	7.8	U	7.8	3.8
50-32-8	Benzo[a]pyrene	10	U	10	5.1
205-99-2	Benzo[b]fluoranthene	12	U	12	6.0
191-24-2	Benzo[g,h,i]perylene	20	U	20	4.3
207-08-9	Benzo[k]fluoranthene	7.8	U	7.8	3.5
218-01-9	Chrysene	8.8	U	8.8	4.4
53-70-3	Dibenz(a,h)anthracene	20	U	20	4.0
206-44-0	Fluoranthene	20	U	20	3.9
86-73-7	Fluorene	20	U	20	4.0
193-39-5	Indeno[1,2,3-cd]pyrene	20	U	20	7.0
90-12-0	1-Methylnaphthalene	39	U	39	4.3
91-57-6	2-Methylnaphthalene	39	U	39	7.0
91-20-3	Naphthalene	39	U	39	4.3
85-01-8	Phenanthrene	7.8	U	7.8	3.8
129-00-0	Pyrene	20	U	20	3.6

CAS NO.	SURROGATE	%REC	Q	LIMITS
84-15-1	o-Terphenyl	62		30-130

TestAmerica Laboratories

Semivolatiles 8270 low level PAH

Data file : \\tam-chemsvr\chem\SM\BSMSD.i\1D042413.b\1DD24014.D
 Lab Smp Id: MB 660-136752/1-A
 Inj Date : 24-APR-2013 16:55
 Operator : SCC Inst ID: BSMSD.i
 Smp Info : MB 660-136752/1-A
 Misc Info :
 Comment :
 Method : \\tam-chemsvr\chem\SM\BSMSD.i\1D042413.b\dfASTPAHi.m
 Meth Date : 24-Apr-2013 13:05 cantins Quant Type: ISTD
 Cal Date : 04-APR-2013 16:04 Cal File: 1DD04013.D
 Als bottle: 14 QC Sample: BLANK
 Dil Factor: 1.00000
 Integrator: HP RTE Compound Sublist: pah.sub
 Target Version: 4.14
 Processing Host: TAM1000

Concentration Formula:

$$\text{Amt} * \text{DF} * 1/\text{Vi} * \text{Vt}/\text{Ws} * 100/(100 - \text{M}) * \text{A} * \text{B} * \text{C} * \text{D} * \text{GPC} * \text{CpndVariable}$$

Name	Value	Description
DF	1.000	Dilution Factor
Vi	1.000	Injection Volume
Vt	1.000	Final Volume
Ws	15.310	Weight Extracted
M	0.00000	% Moisture
A	1000.000	uL to mL conversion
B	1000.000	g to kg conversion
C	0.00100	ng to ug conversion
D	1.000	ug to mg conversion(value = 1 if no conv)
GPC	1.000	GPC FACTOR
Cpnd Variable		Local Compound Variable

Compounds	QUANT	SIG	RT	EXP RT	REL RT	RESPONSE	CONCENTRATIONS	
							ON-COLUMN (ug/l)	FINAL (ug/Kg)
* 1 Naphthalene-d8	136		6.045	6.049	(1.000)	2776941	40.0000	
* 6 Acenaphthene-d10	164		7.731	7.730	(1.000)	1716814	40.0000	
* 9 Phenanthrene-d10	188		8.989	8.993	(1.000)	2751589	40.0000	
\$ 13 o-Terphenyl	230		9.294	9.298	(1.034)	255008	6.15082	400
* 17 Chrysene-d12	240		11.298	11.302	(1.000)	2681161	40.0000	
* 22 Perylene-d12	264		13.119	13.123	(1.000)	2646796	40.0000	
10 Phenanthrene	178		9.006	9.010	(1.002)	2818	0.03718	2.4(M)

QC Flag Legend

M - Compound response manually integrated.

Data File: 1DD24014.D

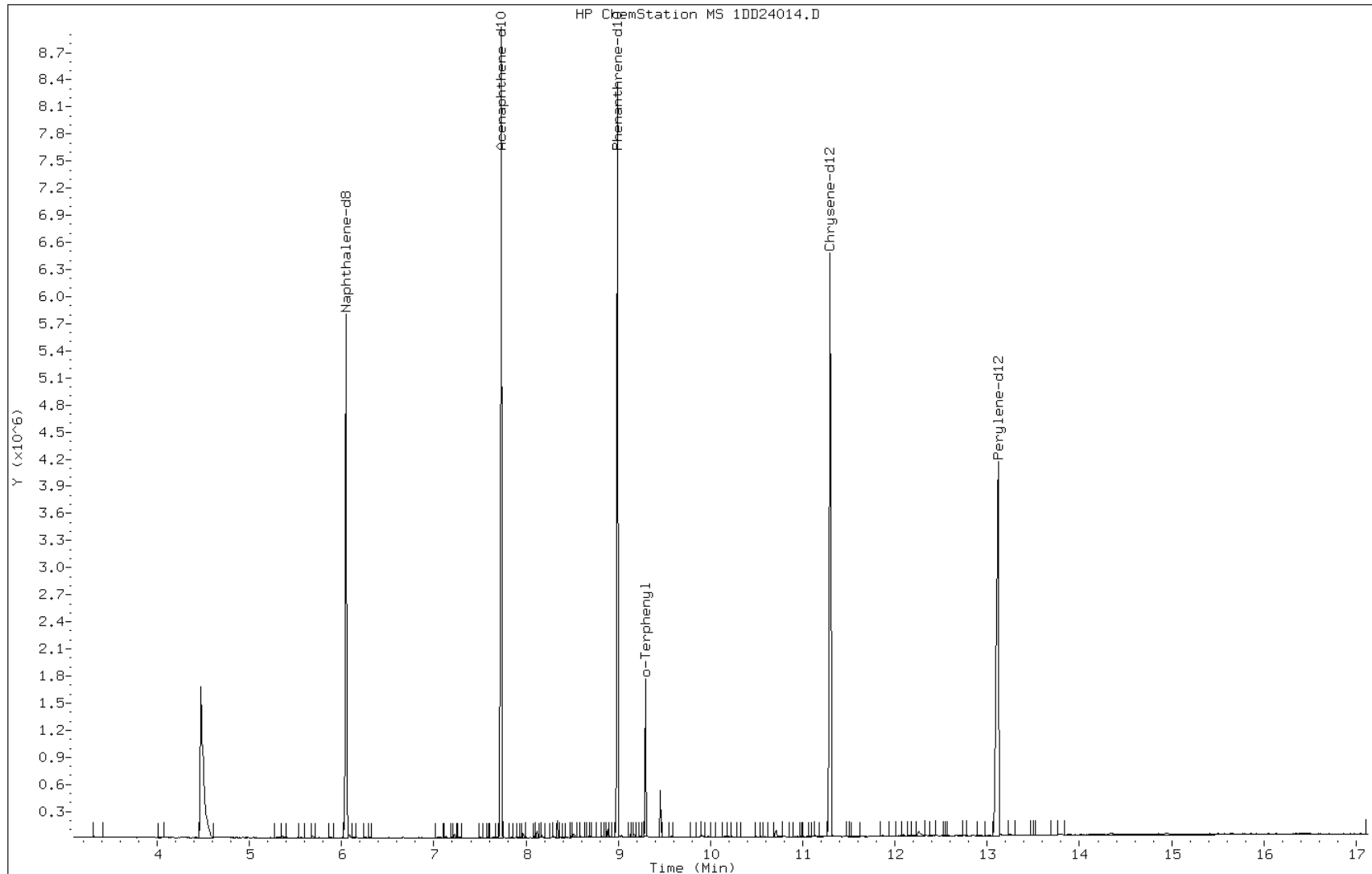
Date: 24-APR-2013 16:55

Client ID:

Instrument: BSMSD.i

Sample Info: MB 660-136752/1-A

Operator: SCC

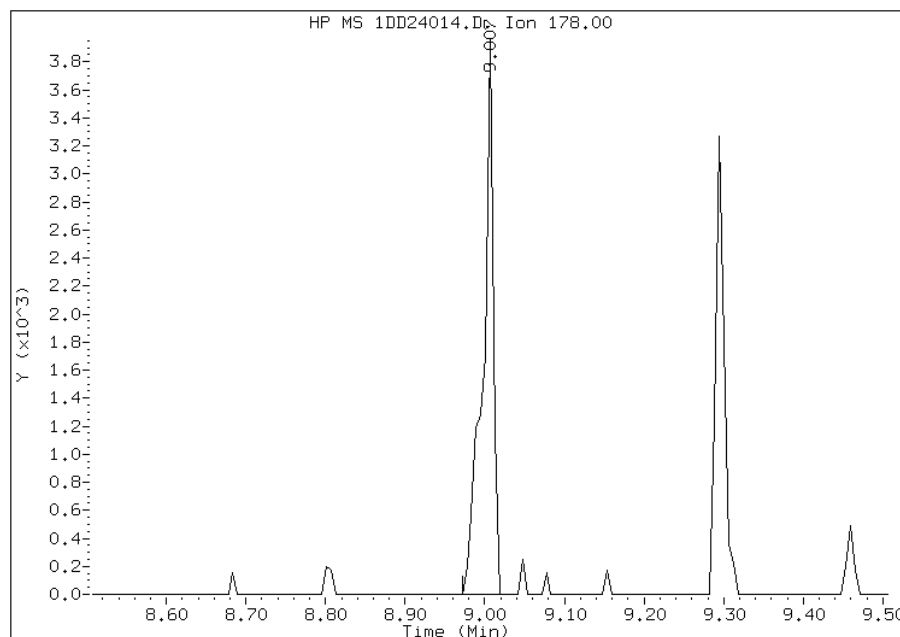


Manual Integration Report

Data File: 1DD24014.D
Inj. Date and Time: 24-APR-2013 16:55
Instrument ID: BSMSD.i
Client ID:
Compound: 10 Phenanthrene
CAS #: 85-01-8
Report Date: 04/25/2013

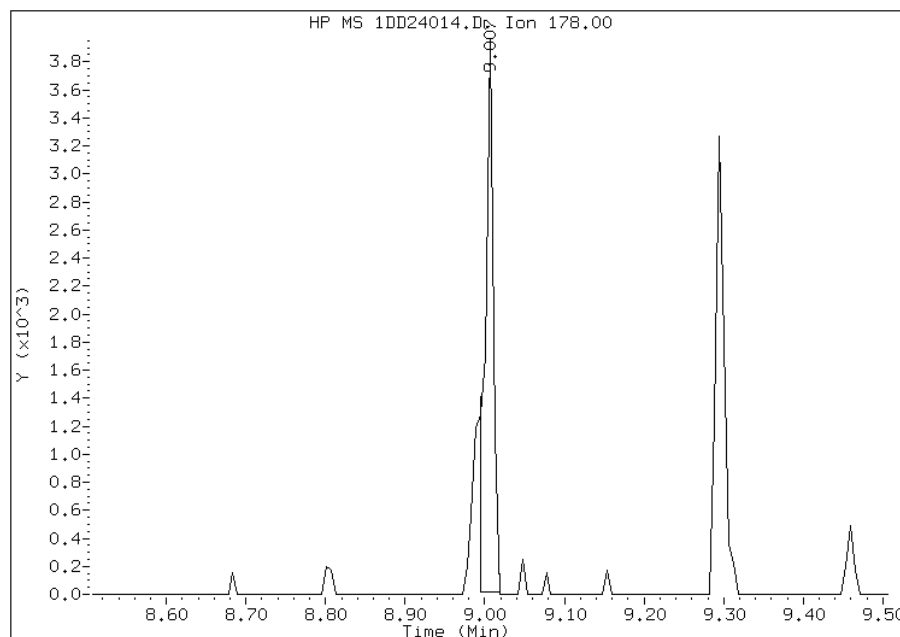
Processing Integration Results

RT: 9.01
Response: 3539
Amount: 0
Conc: 3



Manual Integration Results

RT: 9.01
Response: 2818
Amount: 0
Conc: 2



Manually Integrated By: cantins
Modification Date: 25-Apr-2013 13:09
Manual Integration Reason: Baseline Event

FORM I
GC/MS SEMI VOA ORGANICS ANALYSIS DATA SHEET

Lab Name: TestAmerica Tampa Job No.: 680-89513-2
 SDG No.: 68089513-2
 Client Sample ID: _____ Lab Sample ID: MB 660-136774/1-A
 Matrix: Solid Lab File ID: 1DD25005.D
 Analysis Method: 8270C LL Date Collected: _____
 Extract. Method: 3546 Date Extracted: 04/24/2013 09:50
 Sample wt/vol: 15.21(g) Date Analyzed: 04/25/2013 15:03
 Con. Extract Vol.: 1(mL) Dilution Factor: 1
 Injection Volume: 1(uL) Level: (low/med) Low
 % Moisture: _____ GPC Cleanup: (Y/N) N
 Analysis Batch No.: 136899 Units: ug/Kg

CAS NO.	COMPOUND NAME	RESULT	Q	RL	MDL
83-32-9	Acenaphthene	99	U	99	20
208-96-8	Acenaphthylene	39	U	39	4.9
120-12-7	Anthracene	8.3	U	8.3	4.1
56-55-3	Benzo[a]anthracene	7.9	U	7.9	3.8
50-32-8	Benzo[a]pyrene	10	U	10	5.1
205-99-2	Benzo[b]fluoranthene	12	U	12	6.0
191-24-2	Benzo[g,h,i]perylene	20	U	20	4.3
207-08-9	Benzo[k]fluoranthene	7.9	U	7.9	3.6
218-01-9	Chrysene	8.9	U	8.9	4.4
53-70-3	Dibenz(a,h)anthracene	20	U	20	4.0
206-44-0	Fluoranthene	20	U	20	3.9
86-73-7	Fluorene	20	U	20	4.0
193-39-5	Indeno[1,2,3-cd]pyrene	20	U	20	7.0
90-12-0	1-Methylnaphthalene	39	U	39	4.3
91-57-6	2-Methylnaphthalene	39	U	39	7.0
91-20-3	Naphthalene	39	U	39	4.3
85-01-8	Phenanthrene	7.9	U	7.9	3.8
129-00-0	Pyrene	20	U	20	3.6

CAS NO.	SURROGATE	%REC	Q	LIMITS
84-15-1	o-Terphenyl	73		30-130

TestAmerica Laboratories

Semivolatile 8270 low level PAH

Data file : \\tam-chemsvr\chem\SM\BSMSD.i\1D042513.b\1DD25005.D
 Lab Smp Id: MB 660-136774/1-A
 Inj Date : 25-APR-2013 15:03
 Operator : SCC Inst ID: BSMSD.i
 Smp Info : MB 660-136774/1-A
 Misc Info :
 Comment :
 Method : \\tam-chemsvr\chem\SM\BSMSD.i\1D042513.b\dFASTPAHi.m
 Meth Date : 25-Apr-2013 12:42 cantins Quant Type: ISTD
 Cal Date : 04-APR-2013 16:04 Cal File: 1DD04013.D
 Als bottle: 5 QC Sample: BLANK
 Dil Factor: 1.00000
 Integrator: HP RTE Compound Sublist: pah.sub
 Target Version: 4.14
 Processing Host: TAM1000

Concentration Formula:

$$\text{Amt} * \text{DF} * 1/\text{Vi} * \text{Vt}/\text{Ws} * 100/(100 - \text{M}) * \text{A} * \text{B} * \text{C} * \text{D} * \text{GPC} * \text{CpndVariable}$$

Name	Value	Description
DF	1.000	Dilution Factor
Vi	1.000	Injection Volume
Vt	1.000	Final Volume
Ws	15.210	Weight Extracted
M	0.00000	% Moisture
A	1000.000	uL to mL conversion
B	1000.000	g to kg conversion
C	0.00100	ng to ug conversion
D	1.000	ug to mg conversion(value = 1 if no conv)
GPC	1.000	GPC FACTOR
Cpnd Variable		Local Compound Variable

Compounds	QUANT	SIG	MASS	RT	EXP RT	REL RT	RESPONSE	CONCENTRATIONS	
								ON-COLUMN (ug/l)	FINAL (ug/Kg)
* 1 Naphthalene-d8	136		6.048	6.049	(1.000)	2384477	40.0000		
* 6 Acenaphthene-d10	164		7.728	7.729	(1.000)	1549890	40.0000		
* 9 Phenanthrene-d10	188		8.991	8.992	(1.000)	2537023	40.0000		
\$ 13 o-Terphenyl	230		9.297	9.298	(1.034)	279797	7.31950	480	
* 17 Chrysene-d12	240		11.306	11.307	(1.000)	2547187	40.0000		
* 22 Perylene-d12	264		13.128	13.129	(1.000)	2556822	40.0000		
10 Phenanthrene	178		9.009	9.010	(1.002)	2381	0.03407	2.2(Q)	
14 Fluoranthene	202		9.990	9.997	(1.111)	2263	0.03147	2.1	

QC Flag Legend

Q - Qualifier signal failed the ratio test.

Data File: 1DD25005.D

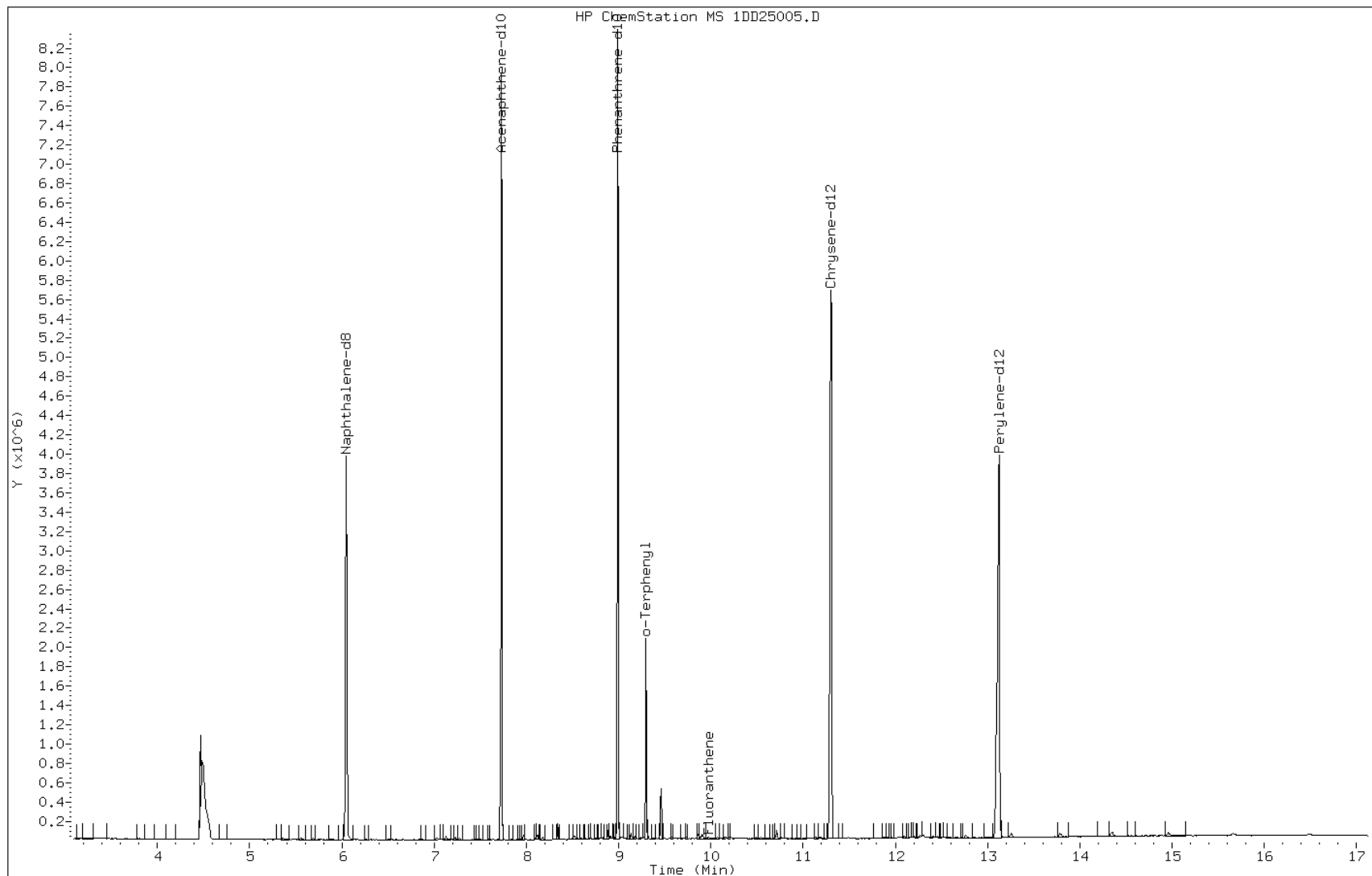
Date: 25-APR-2013 15:03

Client ID:

Instrument: BSMSD.i

Sample Info: MB 660-136774/1-A

Operator: SCC



FORM I
GC/MS SEMI VOA ORGANICS ANALYSIS DATA SHEET

Lab Name: TestAmerica Tampa Job No.: 680-89513-2
 SDG No.: 68089513-2
 Client Sample ID: _____ Lab Sample ID: LCS 660-136752/2-A
 Matrix: Solid Lab File ID: 1DD24015.D
 Analysis Method: 8270C LL Date Collected: _____
 Extract. Method: 3546 Date Extracted: 04/23/2013 14:49
 Sample wt/vol: 15.23(g) Date Analyzed: 04/24/2013 17:18
 Con. Extract Vol.: 1(mL) Dilution Factor: 1
 Injection Volume: 1(uL) Level: (low/med) Low
 % Moisture: _____ GPC Cleanup: (Y/N) N
 Analysis Batch No.: 136826 Units: ug/Kg

CAS NO.	COMPOUND NAME	RESULT	Q	RL	MDL
83-32-9	Acenaphthene	486		98	20
208-96-8	Acenaphthylene	507		39	4.9
120-12-7	Anthracene	496		8.3	4.1
56-55-3	Benzo[a]anthracene	547		7.9	3.8
50-32-8	Benzo[a]pyrene	494		10	5.1
205-99-2	Benzo[b]fluoranthene	577		12	6.0
191-24-2	Benzo[g,h,i]perylene	548		20	4.3
207-08-9	Benzo[k]fluoranthene	542		7.9	3.5
218-01-9	Chrysene	513		8.9	4.4
53-70-3	Dibenz(a,h)anthracene	574		20	4.0
206-44-0	Fluoranthene	534		20	3.9
86-73-7	Fluorene	528		20	4.0
193-39-5	Indeno[1,2,3-cd]pyrene	535		20	7.0
90-12-0	1-Methylnaphthalene	503		39	4.3
91-57-6	2-Methylnaphthalene	498		39	7.0
91-20-3	Naphthalene	478		39	4.3
85-01-8	Phenanthrene	485		7.9	3.8
129-00-0	Pyrene	518		20	3.6

CAS NO.	SURROGATE	%REC	Q	LIMITS
84-15-1	o-Terphenyl	75		30-130

TestAmerica Laboratories

Semivolatiles 8270 low level PAH

Data file : \\tam-chemsvr\chem\SM\BSMSD.i\1D042413.b\1DD24015.D
 Lab Smp Id: LCS 660-136752/2-A
 Inj Date : 24-APR-2013 17:18
 Operator : SCC Inst ID: BSMSD.i
 Smp Info : LCS 660-136752/2-A
 Misc Info :
 Comment :
 Method : \\tam-chemsvr\chem\SM\BSMSD.i\1D042413.b\dFASTPAHi.m
 Meth Date : 24-Apr-2013 13:05 cantins Quant Type: ISTD
 Cal Date : 04-APR-2013 16:04 Cal File: 1DD04013.D
 Als bottle: 15 QC Sample: LCS
 Dil Factor: 1.00000
 Integrator: HP RTE Compound Sublist: pah.sub
 Target Version: 4.14
 Processing Host: TAM1000

Concentration Formula:

$$\text{Amt} * \text{DF} * 1/\text{Vi} * \text{Vt}/\text{Ws} * 100/(100 - \text{M}) * \text{A} * \text{B} * \text{C} * \text{D} * \text{GPC} * \text{CpndVariable}$$

Name	Value	Description
DF	1.000	Dilution Factor
Vi	1.000	Injection Volume
Vt	1.000	Final Volume
Ws	15.230	Weight Extracted
M	0.00000	% Moisture
A	1000.000	uL to mL conversion
B	1000.000	g to kg conversion
C	0.00100	ng to ug conversion
D	1.000	ug to mg conversion(value = 1 if no conv)
GPC	1.000	GPC FACTOR
Cpnd Variable		Local Compound Variable

Compounds	QUANT	SIG	CONCENTRATIONS				
			ON-COLUMN	FINAL			
	MASS	RT	EXP RT	REL RT	RESPONSE	(ug/l)	(ug/Kg)
* 1 Naphthalene-d8	136	6.048	6.049	(1.000)	2121388	40.0000	
* 6 Acenaphthene-d10	164	7.729	7.730	(1.000)	1279631	40.0000	
* 9 Phenanthrene-d10	188	8.992	8.993	(1.000)	2148959	40.0000	
\$ 13 o-Terphenyl	230	9.298	9.298	(1.034)	243209	7.51128	490
* 17 Chrysene-d12	240	11.295	11.302	(1.000)	2097144	40.0000	
* 22 Perylene-d12	264	13.111	13.123	(1.000)	2063943	40.0000	
2 Naphthalene	128	6.066	6.073	(1.003)	383783	7.27852	480
3 2-Methylnaphthalene	142	6.777	6.778	(1.120)	257995	7.57968	500
4 1-Methylnaphthalene	142	6.865	6.872	(1.135)	246456	7.66738	500
5 Acenaphthylene	152	7.600	7.600	(0.983)	417875	7.71564	510
7 Acenaphthene	154	7.752	7.759	(1.003)	247219	7.39493	480
8 Fluorene	166	8.199	8.200	(1.061)	318423	8.04324	530
10 Phenanthrene	178	9.004	9.010	(1.001)	436880	7.38068	480
11 Anthracene	178	9.045	9.052	(1.006)	443462	7.54827	500

Compounds	QUANT SIG	RT	EXP RT	REL RT	RESPONSE	CONCENTRATIONS	
						ON-COLUMN (ug/l)	FINAL (ug/Kg)
12 Carbazole	167	9.186	9.193	(1.022)	329035	6.34941	420
14 Fluoranthene	202	9.991	9.997	(1.111)	495241	8.13046	530
15 Pyrene	202	10.179	10.185	(0.901)	496510	7.88398	520
16 Benzo(a)anthracene	228	11.278	11.284	(0.998)	505525	8.33751	550
18 Chrysene	228	11.319	11.331	(1.002)	444027	7.81024	510
19 Benzo(b)fluoranthene	252	12.570	12.583	(0.959)	452954	8.78537	580
20 Benzo(k)fluoranthene	252	12.605	12.618	(0.961)	448347	8.25437	540
21 Benzo(a)pyrene	252	13.011	13.029	(0.992)	390036	7.52913	490
23 Indeno(1,2,3-cd)pyrene	276	14.685	14.710	(1.120)	449770	8.14241	530(M)
24 Dibenzo(a,h)anthracene	278	14.709	14.733	(1.122)	454600	8.73949	570
25 Benzo(g,h,i)perylene	276	15.120	15.150	(1.153)	443843	8.34503	550

QC Flag Legend

M - Compound response manually integrated.

Data File: 1DD24015.D

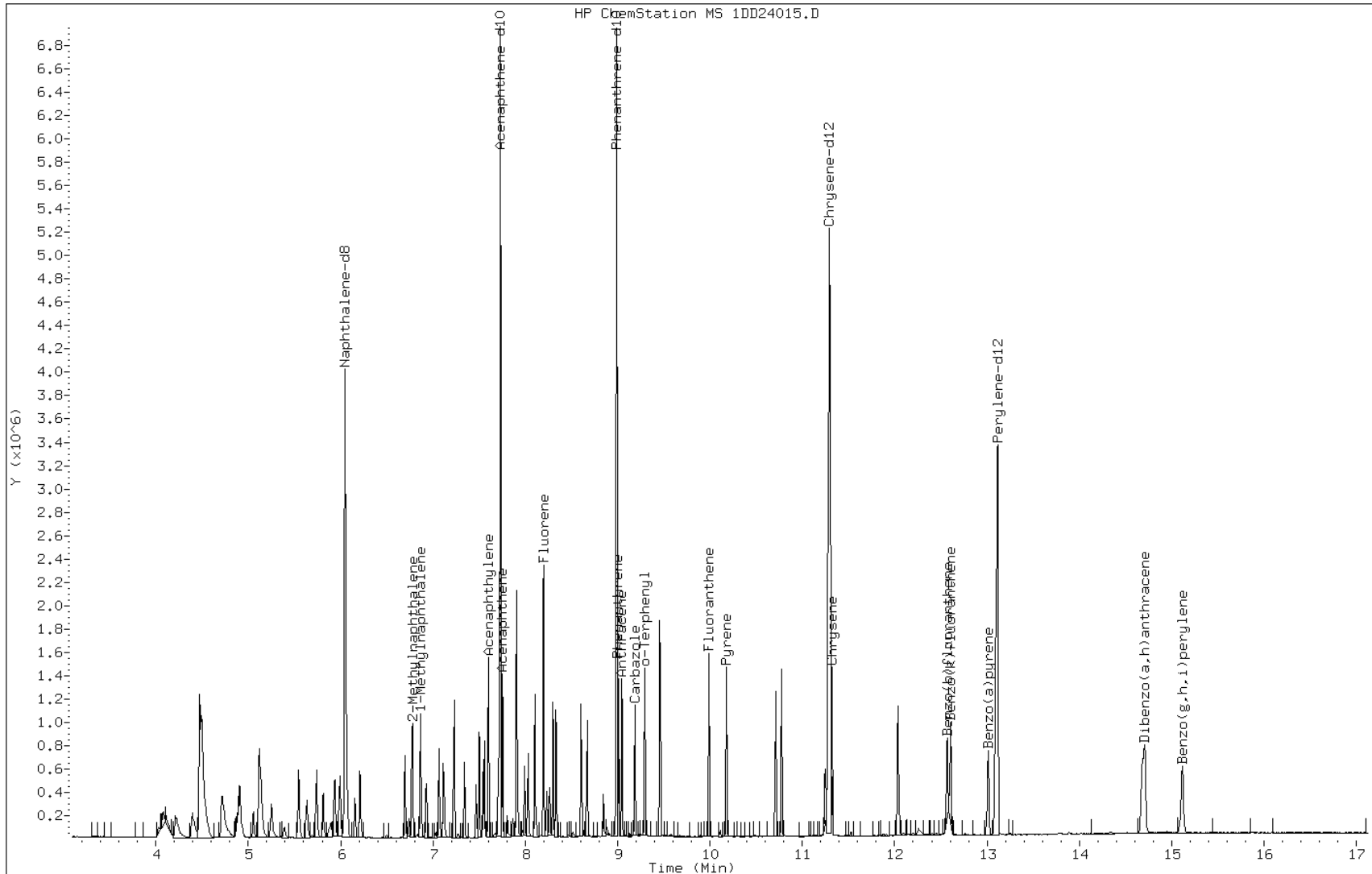
Date: 24-APR-2013 17:18

Client ID:

Instrument: BSMSD.i

Sample Info: LCS 660-136752/2-A

Operator: SCC

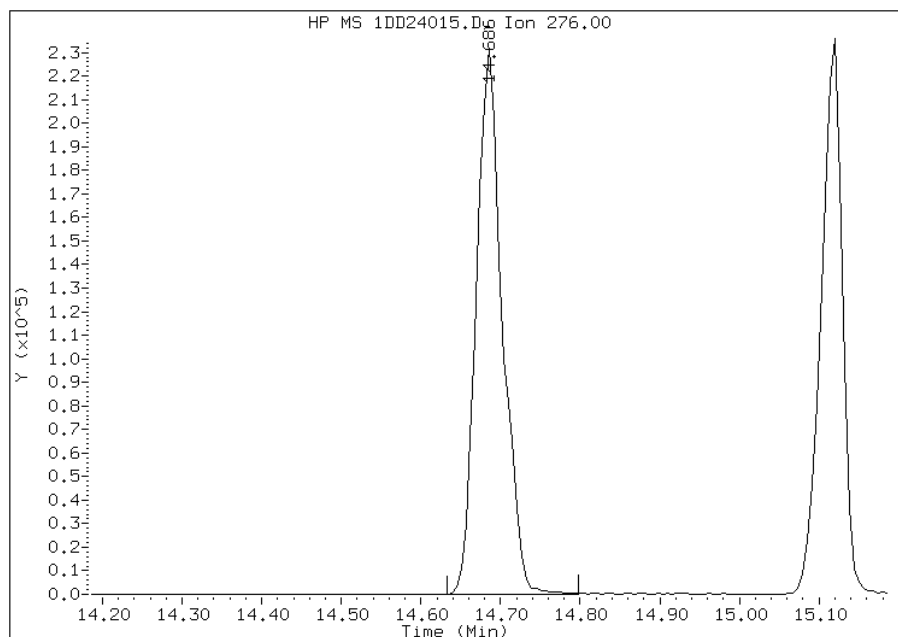


Manual Integration Report

Data File: 1DD24015.D
Inj. Date and Time: 24-APR-2013 17:18
Instrument ID: BSMSD.i
Client ID:
Compound: 23 Indeno(1,2,3-cd)pyrene
CAS #: 193-39-5
Report Date: 04/25/2013

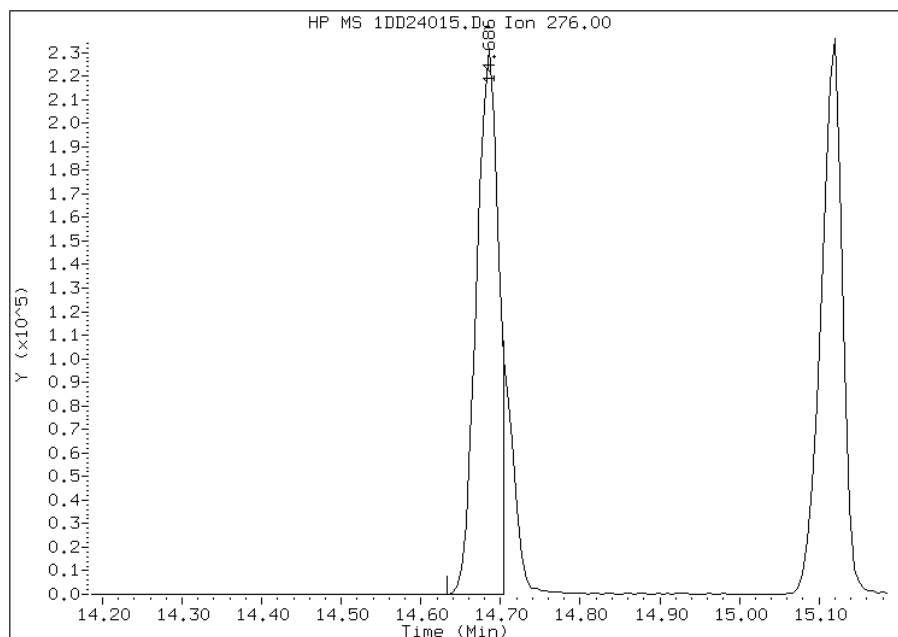
Processing Integration Results

RT: 14.69
Response: 526924
Amount: 10
Conc: 626



Manual Integration Results

RT: 14.69
Response: 449770
Amount: 8
Conc: 535



Manually Integrated By: cantins
Modification Date: 25-Apr-2013 13:10
Manual Integration Reason: Split Peak

FORM I
GC/MS SEMI VOA ORGANICS ANALYSIS DATA SHEET

Lab Name: TestAmerica Tampa Job No.: 680-89513-2
 SDG No.: 68089513-2
 Client Sample ID: _____ Lab Sample ID: LCS 660-136774/2-A
 Matrix: Solid Lab File ID: 1DD25006.D
 Analysis Method: 8270C LL Date Collected: _____
 Extract. Method: 3546 Date Extracted: 04/24/2013 09:50
 Sample wt/vol: 15.07(g) Date Analyzed: 04/25/2013 15:26
 Con. Extract Vol.: 1(mL) Dilution Factor: 1
 Injection Volume: 1(uL) Level: (low/med) Low
 % Moisture: _____ GPC Cleanup: (Y/N) N
 Analysis Batch No.: 136899 Units: ug/Kg

CAS NO.	COMPOUND NAME	RESULT	Q	RL	MDL
83-32-9	Acenaphthene	338		100	20
208-96-8	Acenaphthylene	354		40	5.0
120-12-7	Anthracene	347		8.4	4.2
56-55-3	Benzo[a]anthracene	371		8.0	3.9
50-32-8	Benzo[a]pyrene	335		10	5.2
205-99-2	Benzo[b]fluoranthene	389		12	6.1
191-24-2	Benzo[g,h,i]perylene	374		20	4.4
207-08-9	Benzo[k]fluoranthene	369		8.0	3.6
218-01-9	Chrysene	343		9.0	4.5
53-70-3	Dibenz(a,h)anthracene	390		20	4.1
206-44-0	Fluoranthene	384		20	4.0
86-73-7	Fluorene	377		20	4.1
193-39-5	Indeno[1,2,3-cd]pyrene	376		20	7.1
90-12-0	1-Methylnaphthalene	371		40	4.4
91-57-6	2-Methylnaphthalene	363		40	7.1
91-20-3	Naphthalene	343		40	4.4
85-01-8	Phenanthrene	350		8.0	3.9
129-00-0	Pyrene	329		20	3.7

CAS NO.	SURROGATE	%REC	Q	LIMITS
84-15-1	o-Terphenyl	54		30-130

TestAmerica Laboratories

Semivolatiles 8270 low level PAH

Data file : \\tam-chemsvr\chem\SM\BSMSD.i\1D042513.b\1DD25006.D
 Lab Smp Id: LCS 660-136774/2-A
 Inj Date : 25-APR-2013 15:26
 Operator : SCC Inst ID: BSMSD.i
 Smp Info : LCS 660-136774/2-A
 Misc Info :
 Comment :
 Method : \\tam-chemsvr\chem\SM\BSMSD.i\1D042513.b\dFASTPAHi.m
 Meth Date : 25-Apr-2013 12:42 cantins Quant Type: ISTD
 Cal Date : 04-APR-2013 16:04 Cal File: 1DD04013.D
 Als bottle: 6 QC Sample: LCS
 Dil Factor: 1.00000
 Integrator: HP RTE Compound Sublist: pah.sub
 Target Version: 4.14
 Processing Host: TAM1000

Concentration Formula:

$$\text{Amt} * \text{DF} * 1/\text{Vi} * \text{Vt}/\text{Ws} * 100/(100 - \text{M}) * \text{A} * \text{B} * \text{C} * \text{D} * \text{GPC} * \text{CpndVariable}$$

Name	Value	Description
DF	1.000	Dilution Factor
Vi	1.000	Injection Volume
Vt	1.000	Final Volume
Ws	15.070	Weight Extracted
M	0.00000	% Moisture
A	1000.000	uL to mL conversion
B	1000.000	g to kg conversion
C	0.00100	ng to ug conversion
D	1.000	ug to mg conversion(value = 1 if no conv)
GPC	1.000	GPC FACTOR
Cpnd Variable		Local Compound Variable

Compounds	QUANT	SIG	MASS	RT	EXP RT	REL RT	RESPONSE	CONCENTRATIONS	
								ON-COLUMN (ug/l)	FINAL (ug/Kg)
* 1 Naphthalene-d8	136		6.044	6.049	(1.000)	3082764	40.0000		
* 6 Acenaphthene-d10	164		7.730	7.729	(1.000)	1983850	40.0000		
* 9 Phenanthrene-d10	188		8.993	8.992	(1.000)	3364032	40.0000		
\$ 13 o-Terphenyl	230		9.293	9.298	(1.033)	275788	5.44099	360	
* 17 Chrysene-d12	240		11.302	11.307	(1.000)	3686793	40.0000		
* 22 Perylene-d12	264		13.129	13.129	(1.000)	3571439	40.0000		
2 Naphthalene	128		6.067	6.072	(1.004)	396407	5.17343	340	
3 2-Methylnaphthalene	142		6.772	6.777	(1.121)	270735	5.47349	360	
4 1-Methylnaphthalene	142		6.866	6.871	(1.136)	261457	5.59742	370	
5 Acenaphthylene	152		7.601	7.600	(0.983)	448367	5.33992	350	
7 Acenaphthene	154		7.753	7.759	(1.003)	263900	5.09176	340	
8 Fluorene	166		8.194	8.199	(1.060)	349070	5.68742	380	
10 Phenanthrene	178		9.005	9.010	(1.001)	488327	5.27003	350	
11 Anthracene	178		9.046	9.051	(1.006)	480624	5.22594	350	

Compounds	QUANT SIG	RT	EXP RT	REL RT	RESPONSE	CONCENTRATIONS	
						ON-COLUMN (ug/l)	FINAL (ug/Kg)
12 Carbazole	167	9.187	9.192	(1.022)	400005	4.93089	330(RM)
14 Fluoranthene	202	9.992	9.997	(1.111)	551351	5.78222	380
15 Pyrene	202	10.174	10.185	(0.900)	549257	4.96104	330
16 Benzo(a)anthracene	228	11.279	11.284	(0.998)	595540	5.58707	370
18 Chrysene	228	11.326	11.331	(1.002)	516745	5.17024	340
19 Benzo(b)fluoranthene	252	12.571	12.582	(0.957)	522558	5.85726	390
20 Benzo(k)fluoranthene	252	12.607	12.623	(0.960)	523173	5.56634	370
21 Benzo(a)pyrene	252	13.018	13.035	(0.991)	452614	5.04920	340
23 Indeno(1,2,3-cd)pyrene	276	14.686	14.715	(1.119)	542091	5.67139	380(M)
24 Dibenzo(a,h)anthracene	278	14.716	14.744	(1.121)	528807	5.87501	390
25 Benzo(g,h,i)perylene	276	15.127	15.156	(1.152)	518349	5.63217	370

QC Flag Legend

- R - Spike/Surrogate failed recovery limits.
- M - Compound response manually integrated.

Data File: 1DD25006.D

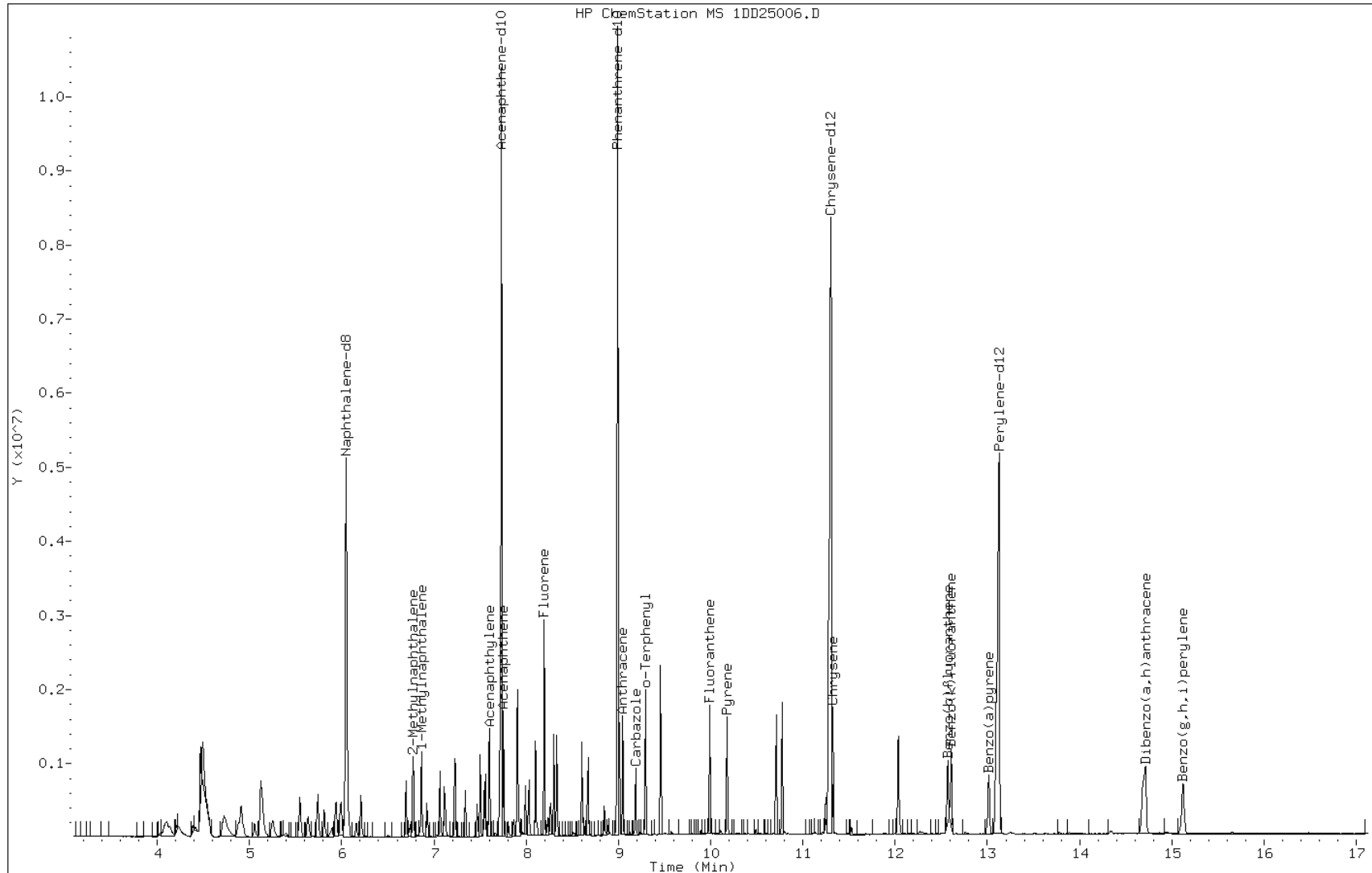
Date: 25-APR-2013 15:26

Client ID:

Instrument: BSMSD.i

Sample Info: LCS 660-136774/2-A

Operator: SCC

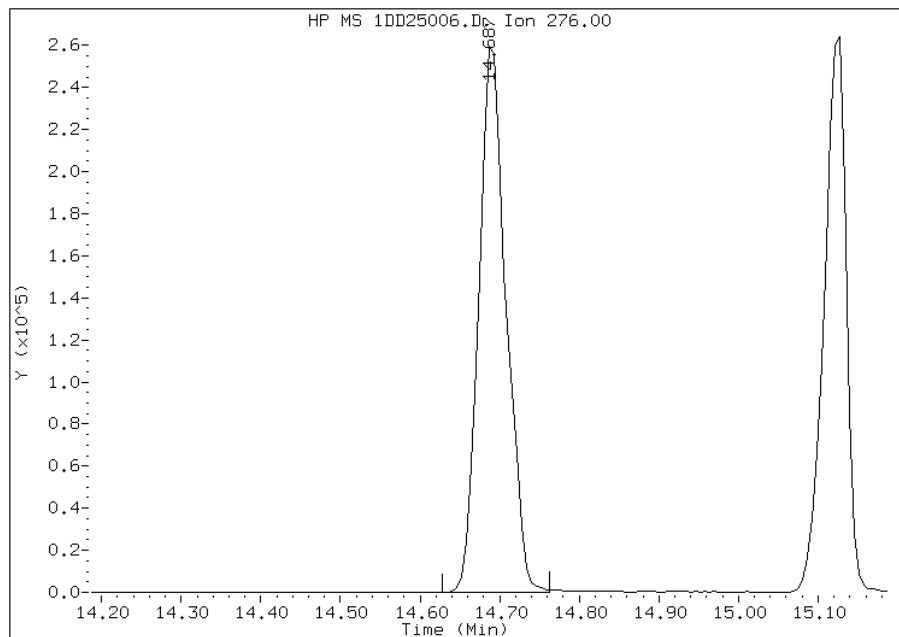


Manual Integration Report

Data File: 1DD25006.D
Inj. Date and Time: 25-APR-2013 15:26
Instrument ID: BSMSD.i
Client ID:
Compound: 23 Indeno(1,2,3-cd)pyrene
CAS #: 193-39-5
Report Date: 04/26/2013

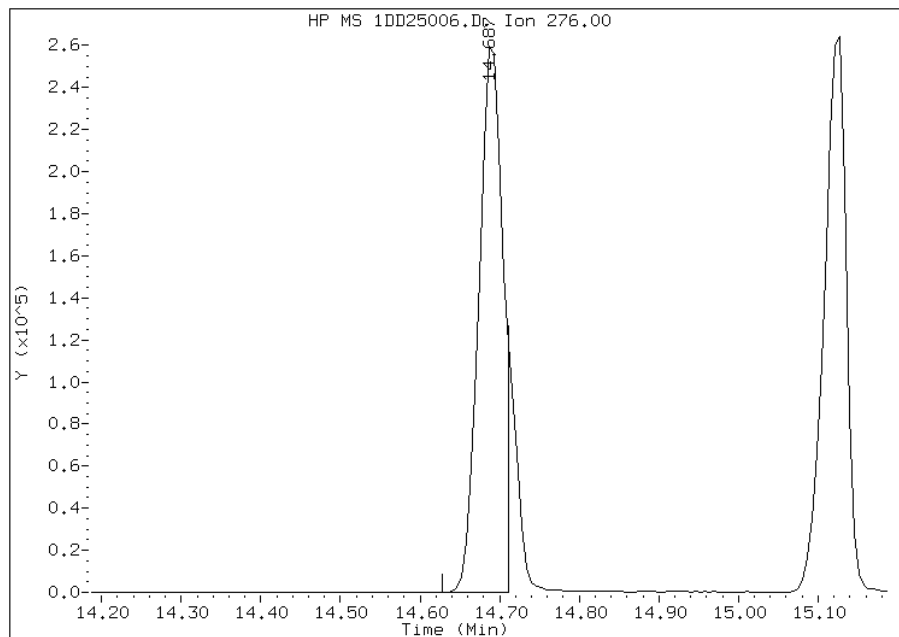
Processing Integration Results

RT: 14.69
Response: 618343
Amount: 6
Conc: 429



Manual Integration Results

RT: 14.69
Response: 542091
Amount: 6
Conc: 376



Manually Integrated By: cantins
Modification Date: 26-Apr-2013 15:47
Manual Integration Reason: Split Peak

FORM I
GC/MS SEMI VOA ORGANICS ANALYSIS DATA SHEET

Lab Name: TestAmerica Tampa Job No.: 680-89513-2
 SDG No.: 68089513-2
 Client Sample ID: _____ Lab Sample ID: 680-89459-A-22-B MS
 Matrix: Solid Lab File ID: 1DD24020.D
 Analysis Method: 8270C LL Date Collected: _____
 Extract. Method: 3546 Date Extracted: 04/23/2013 14:49
 Sample wt/vol: 15.37(g) Date Analyzed: 04/24/2013 19:10
 Con. Extract Vol.: 1(mL) Dilution Factor: 1
 Injection Volume: 1(uL) Level: (low/med) Low
 % Moisture: 23.7 GPC Cleanup: (Y/N) N
 Analysis Batch No.: 136826 Units: ug/Kg

CAS NO.	COMPOUND NAME	RESULT	Q	RL	MDL
83-32-9	Acenaphthene	531		130	26
208-96-8	Acenaphthylene	558		51	6.4
120-12-7	Anthracene	578		11	5.4
56-55-3	Benzo[a]anthracene	706		10	5.0
50-32-8	Benzo[a]pyrene	697		13	6.6
205-99-2	Benzo[b]fluoranthene	906		16	7.8
191-24-2	Benzo[g,h,i]perylene	530		26	5.6
207-08-9	Benzo[k]fluoranthene	721		10	4.6
218-01-9	Chrysene	733		12	5.8
53-70-3	Dibenz(a,h)anthracene	551		26	5.2
206-44-0	Fluoranthene	751		26	5.1
86-73-7	Fluorene	584		26	5.2
193-39-5	Indeno[1,2,3-cd]pyrene	561		26	9.1
90-12-0	1-Methylnaphthalene	605		51	5.6
91-57-6	2-Methylnaphthalene	618		51	9.1
91-20-3	Naphthalene	589		51	5.6
85-01-8	Phenanthrene	650		10	5.0
129-00-0	Pyrene	637		26	4.7

CAS NO.	SURROGATE	%REC	Q	LIMITS
84-15-1	o-Terphenyl	64		30-130

TestAmerica Laboratories

Semivolatiles 8270 low level PAH

Data file : \\tam-chemsvr\chem\SM\BSMSD.i\1D042413.b\1DD24020.D
 Lab Smp Id: 680-89459-A-22-B MS
 Inj Date : 24-APR-2013 19:10
 Operator : SCC Inst ID: BSMSD.i
 Smp Info : 680-89459-A-22-B MS
 Misc Info :
 Comment :
 Method : \\tam-chemsvr\chem\SM\BSMSD.i\1D042413.b\dFASTPAHi.m
 Meth Date : 24-Apr-2013 13:05 cantins Quant Type: ISTD
 Cal Date : 04-APR-2013 16:04 Cal File: 1DD04013.D
 Als bottle: 20 QC Sample: MS
 Dil Factor: 1.00000
 Integrator: HP RTE Compound Sublist: pah.sub
 Target Version: 4.14
 Processing Host: TAM1000

Concentration Formula:

$$\text{Amt} * \text{DF} * 1/\text{Vi} * \text{Vt}/\text{Ws} * 100/(100 - \text{M}) * \text{A} * \text{B} * \text{C} * \text{D} * \text{GPC} * \text{CpndVariable}$$

Name	Value	Description
DF	1.000	Dilution Factor
Vi	1.000	Injection Volume
Vt	1.000	Final Volume
Ws	15.370	Weight Extracted
M	0.00000	% Moisture
A	1000.000	uL to mL conversion
B	1000.000	g to kg conversion
C	0.00100	ng to ug conversion
D	1.000	ug to mg conversion(value = 1 if no conv)
GPC	1.000	GPC FACTOR
Cpnd Variable		Local Compound Variable

Compounds	QUANT	SIG	CONCENTRATIONS				ON-COLUMN (ug/l)	FINAL (ug/Kg)
			MASS	RT	EXP RT	REL RT		
* 1 Naphthalene-d8	136		6.048	6.049	(1.000)	2047873	40.0000	
* 6 Acenaphthene-d10	164		7.734	7.730	(1.000)	1241886	40.0000	
* 9 Phenanthrene-d10	188		8.992	8.993	(1.000)	2023214	40.0000	
\$ 13 o-Terphenyl	230		9.297	9.298	(1.034)	196219	6.43668	420
* 17 Chrysene-d12	240		11.301	11.302	(1.000)	2174744	40.0000	
* 22 Perylene-d12	264		13.128	13.123	(1.000)	2244148	40.0000	
2 Naphthalene	128		6.072	6.073	(1.004)	351668	6.90887	450
3 2-Methylnaphthalene	142		6.777	6.778	(1.120)	238373	7.25461	470
4 1-Methylnaphthalene	142		6.871	6.872	(1.136)	220175	7.09566	460
5 Acenaphthylene	152		7.599	7.600	(0.983)	343776	6.54039	420
7 Acenaphthene	154		7.758	7.759	(1.003)	202062	6.22787	400
8 Fluorene	166		8.199	8.200	(1.060)	263275	6.85235	440
10 Phenanthrene	178		9.009	9.010	(1.002)	425135	7.62864	500
11 Anthracene	178		9.051	9.052	(1.007)	374873	6.77738	440

Compounds	QUANT SIG	RT	EXP RT	REL RT	RESPONSE	CONCENTRATIONS	
						ON-COLUMN (ug/l)	FINAL (ug/Kg)
12 Carbazole	167	9.192	9.193	(1.022)	297155	6.09061	400
14 Fluoranthene	202	9.997	9.997	(1.112)	505387	8.81270	570
15 Pyrene	202	10.179	10.185	(0.901)	487966	7.47183	490
16 Benzo(a)anthracene	228	11.289	11.284	(0.999)	520928	8.28498	540
18 Chrysene	228	11.324	11.331	(1.002)	506929	8.59850	560
19 Benzo(b)fluoranthene	252	12.582	12.583	(0.958)	595613	10.6247	690
20 Benzo(k)fluoranthene	252	12.617	12.618	(0.961)	499747	8.46186	550
21 Benzo(a)pyrene	252	13.028	13.029	(0.992)	460503	8.17559	530
23 Indeno(1,2,3-cd)pyrene	276	14.709	14.710	(1.120)	395232	6.58053	430(M)
24 Dibenzo(a,h)anthracene	278	14.732	14.733	(1.122)	365237	6.45770	420
25 Benzo(g,h,i)perylene	276	15.143	15.150	(1.154)	359518	6.21678	400

QC Flag Legend

M - Compound response manually integrated.

Data File: 1DD24020.D

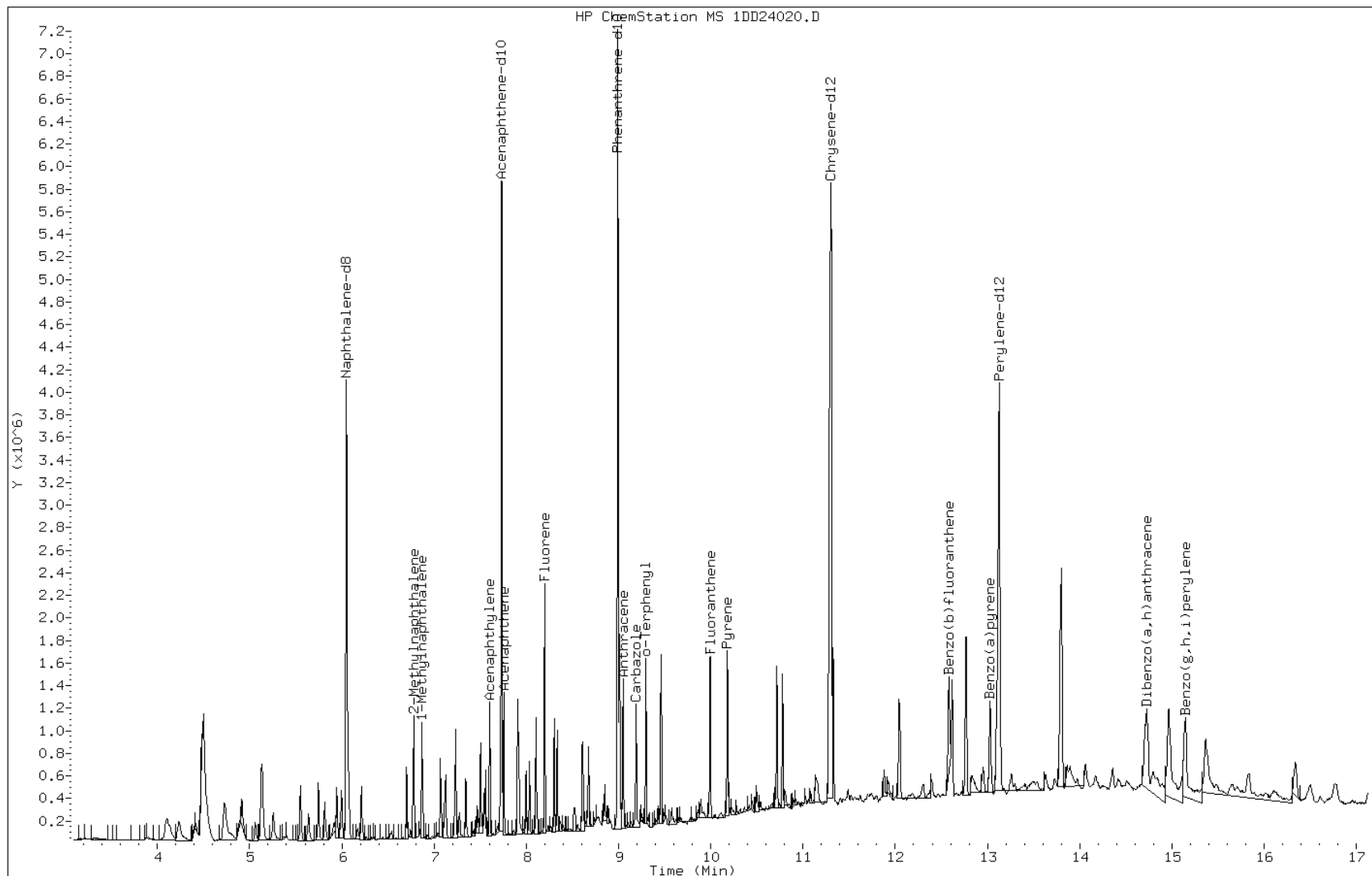
Date: 24-APR-2013 19:10

Client ID:

Instrument: BSMSD.i

Sample Info: 680-89459-A-22-B MS

Operator: SCC

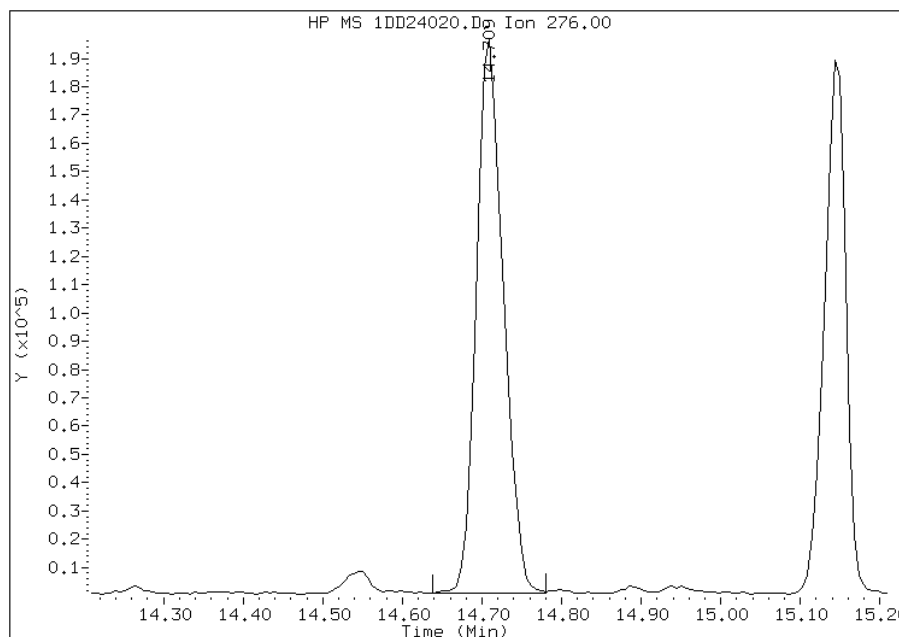


Manual Integration Report

Data File: 1DD24020.D
Inj. Date and Time: 24-APR-2013 19:10
Instrument ID: BSMSD.i
Client ID:
Compound: 23 Indeno(1,2,3-cd)pyrene
CAS #: 193-39-5
Report Date: 04/25/2013

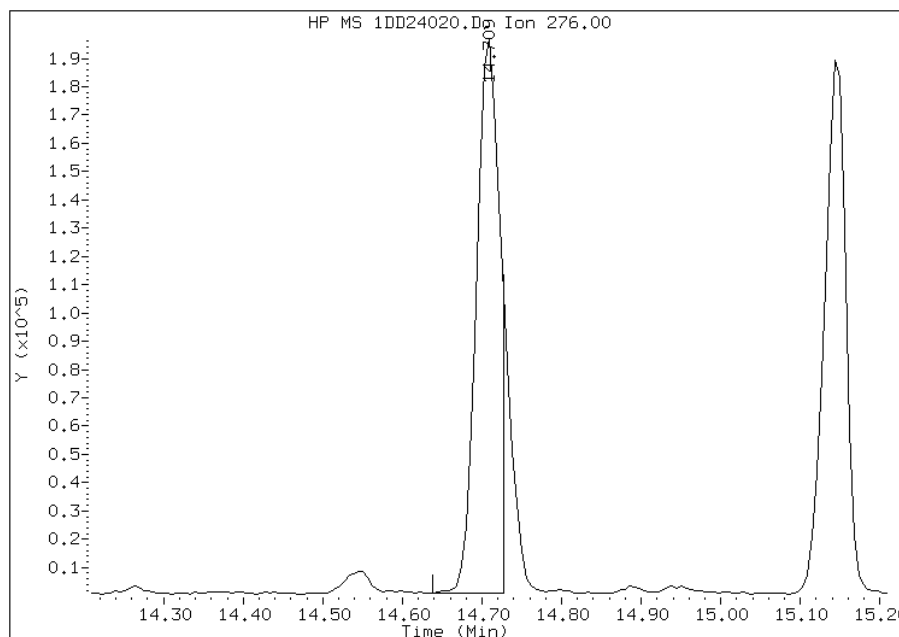
Processing Integration Results

RT: 14.71
Response: 458736
Amount: 8
Conc: 497



Manual Integration Results

RT: 14.71
Response: 395232
Amount: 7
Conc: 428



Manually Integrated By: cantins
Modification Date: 25-Apr-2013 13:14
Manual Integration Reason: Split Peak

FORM I
GC/MS SEMI VOA ORGANICS ANALYSIS DATA SHEET

Lab Name: TestAmerica Tampa Job No.: 680-89513-2
 SDG No.: 68089513-2
 Client Sample ID: CV1321A-CS MS Lab Sample ID: 680-89513-23 MS
 Matrix: Solid Lab File ID: 1DD25011.D
 Analysis Method: 8270C LL Date Collected: 04/18/2013 12:20
 Extract. Method: 3546 Date Extracted: 04/24/2013 09:50
 Sample wt/vol: 15.10(g) Date Analyzed: 04/25/2013 17:18
 Con. Extract Vol.: 1(mL) Dilution Factor: 4
 Injection Volume: 1(uL) Level: (low/med) Low
 % Moisture: 23.4 GPC Cleanup: (Y/N) N
 Analysis Batch No.: 136899 Units: ug/Kg

CAS NO.	COMPOUND NAME	RESULT	Q	RL	MDL
83-32-9	Acenaphthene	402	J	520	100
208-96-8	Acenaphthylene	425		210	26
120-12-7	Anthracene	453		44	22
56-55-3	Benzo[a]anthracene	738		42	20
50-32-8	Benzo[a]pyrene	579		54	27
205-99-2	Benzo[b]fluoranthene	779		63	32
191-24-2	Benzo[g,h,i]perylene	498		100	23
207-08-9	Benzo[k]fluoranthene	554		42	19
218-01-9	Chrysene	675		47	23
53-70-3	Dibenz(a,h)anthracene	452		100	21
206-44-0	Fluoranthene	797		100	21
86-73-7	Fluorene	411		100	21
193-39-5	Indeno[1,2,3-cd]pyrene	498		100	37
90-12-0	1-Methylnaphthalene	968		210	23
91-57-6	2-Methylnaphthalene	927		210	37
91-20-3	Naphthalene	718		210	23
85-01-8	Phenanthrene	844		42	20
129-00-0	Pyrene	717		100	19

CAS NO.	SURROGATE	%REC	Q	LIMITS
84-15-1	o-Terphenyl	46		30-130

TestAmerica Laboratories

Semivolatiles 8270 low level PAH

Data file : \\tam-chemsvr\chem\SM\BSMSD.i\1D042513.b\1DD25011.D
 Lab Smp Id: 680-89513-A-23-B MS
 Inj Date : 25-APR-2013 17:18
 Operator : SCC Inst ID: BSMSD.i
 Smp Info : 680-89513-A-23-B MS
 Misc Info : 4.0
 Comment :
 Method : \\tam-chemsvr\chem\SM\BSMSD.i\1D042513.b\dFASTPAHi.m
 Meth Date : 25-Apr-2013 12:42 cantins Quant Type: ISTD
 Cal Date : 04-APR-2013 16:04 Cal File: 1DD04013.D
 Als bottle: 11 QC Sample: MS
 Dil Factor: 4.00000
 Integrator: HP RTE Compound Sublist: pah.sub
 Target Version: 4.14
 Processing Host: TAM1000

Concentration Formula:

$$\text{Amt} * \text{DF} * 1/\text{Vi} * \text{Vt}/\text{Ws} * 100/(100 - \text{M}) * \text{A} * \text{B} * \text{C} * \text{D} * \text{GPC} * \text{CpndVariable}$$

Name	Value	Description
DF	4.000	Dilution Factor
Vi	1.000	Injection Volume
Vt	1.000	Final Volume
Ws	15.100	Weight Extracted
M	0.00000	% Moisture
A	1000.000	uL to mL conversion
B	1000.000	g to kg conversion
C	0.00100	ng to ug conversion
D	1.000	ug to mg conversion(value = 1 if no conv)
GPC	1.000	GPC FACTOR
Cpnd Variable		Local Compound Variable

Compounds	QUANT	SIG	CONCENTRATIONS				
			ON-COLUMN	FINAL			
	MASS	RT	EXP RT	REL RT	RESPONSE	(ug/l)	(ug/Kg)
* 1 Naphthalene-d8	136	6.045	6.049	(1.000)	2761452	40.0000	
* 6 Acenaphthene-d10	164	7.732	7.729	(1.000)	1846886	40.0000	
* 9 Phenanthrene-d10	188	8.995	8.992	(1.000)	3137012	40.0000	
\$ 13 o-Terphenyl	230	9.295	9.298	(1.033)	54462	1.15223	300
* 17 Chrysene-d12	240	11.304	11.307	(1.000)	3265835	40.0000	
* 22 Perylene-d12	264	13.131	13.129	(1.000)	3278993	40.0000	
2 Naphthalene	128	6.069	6.072	(1.004)	142416	2.07491	550
3 2-Methylnaphthalene	142	6.774	6.777	(1.121)	118694	2.67887	710
4 1-Methylnaphthalene	142	6.868	6.871	(1.136)	117047	2.79738	740
5 Acenaphthylene	152	7.597	7.600	(0.983)	96069	1.22900	320
7 Acenaphthene	154	7.755	7.759	(1.003)	56135	1.16340	310
8 Fluorene	166	8.196	8.199	(1.060)	67958	1.18936	320
10 Phenanthrene	178	9.007	9.010	(1.001)	210815	2.43976	650
11 Anthracene	178	9.048	9.051	(1.006)	112392	1.31050	350

Compounds	QUANT SIG	RT	EXP RT	REL RT	RESPONSE	CONCENTRATIONS	
						ON-COLUMN (ug/l)	FINAL (ug/Kg)
12 Carbazole	167	9.189	9.192 (1.022)		90942	1.20218	320(R)
14 Fluoranthene	202	9.988	9.997 (1.110)		204877	2.30411	610
15 Pyrene	202	10.176	10.185 (0.900)		203238	2.07232	550
16 Benzo(a)anthracene	228	11.292	11.284 (0.999)		201397	2.13295	560
18 Chrysene	228	11.322	11.331 (1.002)		172872	1.95260	520
19 Benzo(b)fluoranthene	252	12.573	12.582 (0.957)		184532	2.25286	600
20 Benzo(k)fluoranthene	252	12.608	12.623 (0.960)		138105	1.60043	420
21 Benzo(a)pyrene	252	13.020	13.035 (0.991)		137730	1.67350	440
23 Indeno(1,2,3-cd)pyrene	276	14.694	14.715 (1.119)		126219	1.43828	380(M)
24 Dibenzo(a,h)anthracene	278	14.724	14.744 (1.121)		108017	1.30709	350
25 Benzo(g,h,i)perylene	276	15.129	15.156 (1.152)		121756	1.44094	380(H)

QC Flag Legend

- R - Spike/Surrogate failed recovery limits.
- M - Compound response manually integrated.
- H - Operator selected an alternate compound hit.

Data File: 1DD25011.D

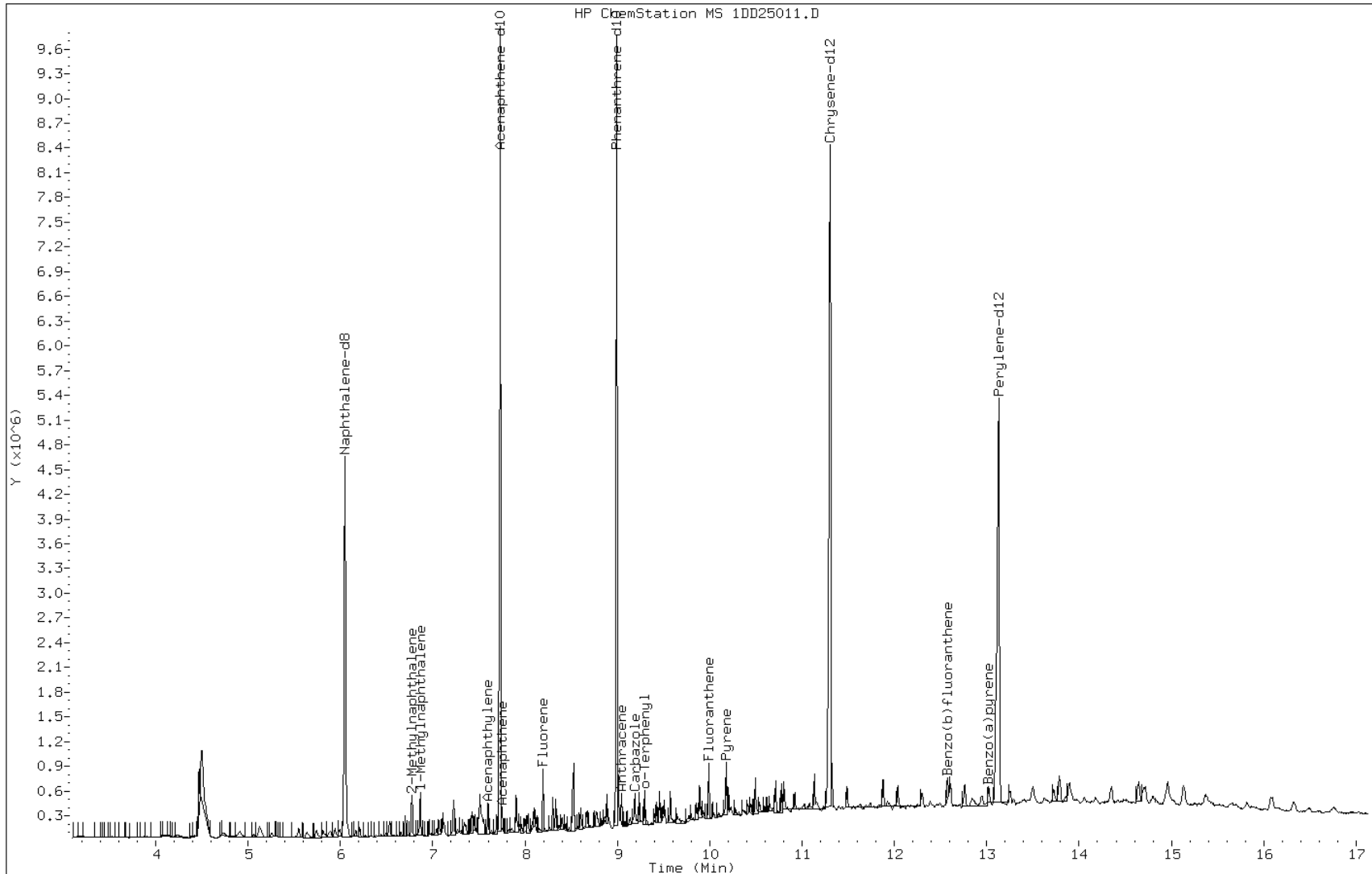
Date: 25-APR-2013 17:18

Client ID:

Instrument: BSMSD.i

Sample Info: 680-89513-A-23-B MS

Operator: SCC

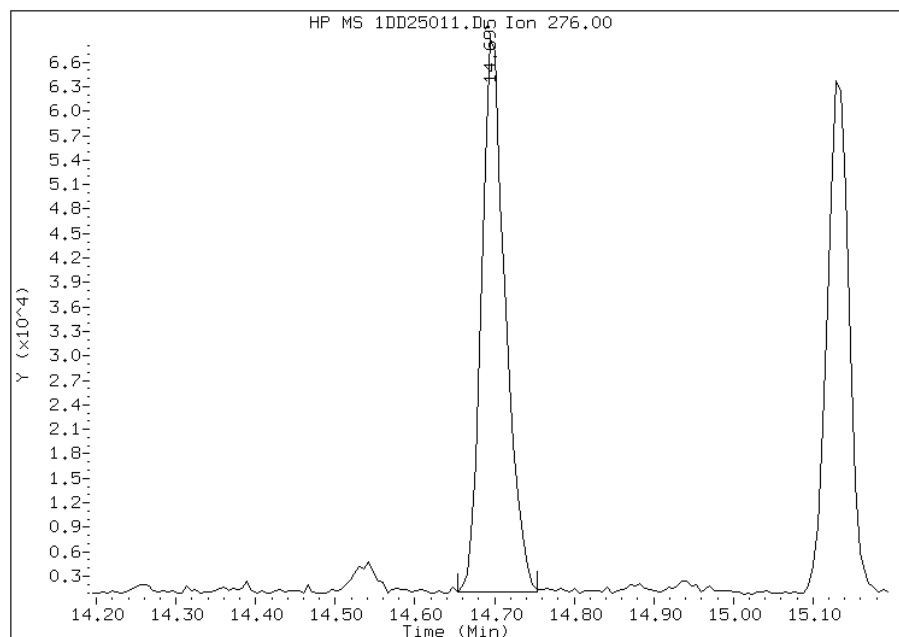


Manual Integration Report

Data File: 1DD25011.D
Inj. Date and Time: 25-APR-2013 17:18
Instrument ID: BSMSD.i
Client ID:
Compound: 23 Indeno(1,2,3-cd)pyrene
CAS #: 193-39-5
Report Date: 04/26/2013

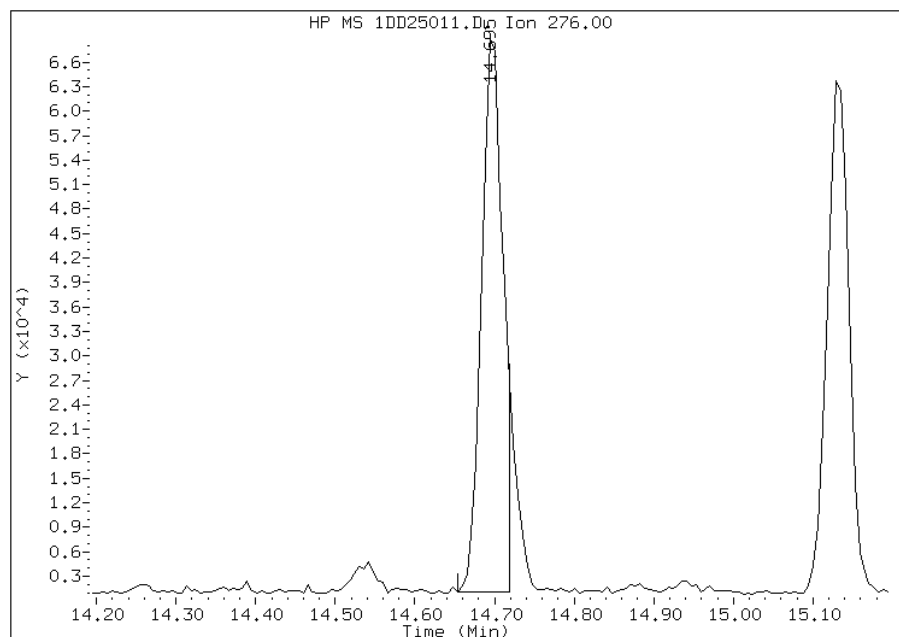
Processing Integration Results

RT: 14.69
Response: 140793
Amount: 2
Conc: 425



Manual Integration Results

RT: 14.69
Response: 126219
Amount: 1
Conc: 381



Manually Integrated By: cantins
Modification Date: 26-Apr-2013 15:52
Manual Integration Reason: Split Peak

FORM I
GC/MS SEMI VOA ORGANICS ANALYSIS DATA SHEET

Lab Name: TestAmerica Tampa Job No.: 680-89513-2
 SDG No.: 68089513-2
 Client Sample ID: _____ Lab Sample ID: 680-89459-A-22-C MSD
 Matrix: Solid Lab File ID: 1DD24021.D
 Analysis Method: 8270C LL Date Collected: _____
 Extract. Method: 3546 Date Extracted: 04/23/2013 14:49
 Sample wt/vol: 15.37(g) Date Analyzed: 04/24/2013 19:33
 Con. Extract Vol.: 1(mL) Dilution Factor: 1
 Injection Volume: 1(uL) Level: (low/med) Low
 % Moisture: 23.7 GPC Cleanup: (Y/N) N
 Analysis Batch No.: 136826 Units: ug/Kg

CAS NO.	COMPOUND NAME	RESULT	Q	RL	MDL
83-32-9	Acenaphthene	624		130	26
208-96-8	Acenaphthylene	666		51	6.4
120-12-7	Anthracene	691		11	5.4
56-55-3	Benzo[a]anthracene	855		10	5.0
50-32-8	Benzo[a]pyrene	827		13	6.6
205-99-2	Benzo[b]fluoranthene	1150		16	7.8
191-24-2	Benzo[g,h,i]perylene	619		26	5.6
207-08-9	Benzo[k]fluoranthene	835		10	4.6
218-01-9	Chrysene	833		12	5.8
53-70-3	Dibenz(a,h)anthracene	638		26	5.2
206-44-0	Fluoranthene	883		26	5.1
86-73-7	Fluorene	682		26	5.2
193-39-5	Indeno[1,2,3-cd]pyrene	647		26	9.1
90-12-0	1-Methylnaphthalene	708		51	5.6
91-57-6	2-Methylnaphthalene	705		51	9.1
91-20-3	Naphthalene	690		51	5.6
85-01-8	Phenanthrene	759		10	5.0
129-00-0	Pyrene	734		26	4.7

CAS NO.	SURROGATE	%REC	Q	LIMITS
84-15-1	o-Terphenyl	76		30-130

TestAmerica Laboratories

Semivolatiles 8270 low level PAH

Data file : \\tam-chemsvr\chem\SM\BSMSD.i\1D042413.b\1DD24021.D
 Lab Smp Id: 680-89459-A-22-C MS
 Inj Date : 24-APR-2013 19:33
 Operator : SCC Inst ID: BSMSD.i
 Smp Info : 680-89459-A-22-C MSD
 Misc Info :
 Comment :
 Method : \\tam-chemsvr\chem\SM\BSMSD.i\1D042413.b\dFASTPAHi.m
 Meth Date : 24-Apr-2013 13:05 cantins Quant Type: ISTD
 Cal Date : 04-APR-2013 16:04 Cal File: 1DD04013.D
 Als bottle: 21 QC Sample: MSD
 Dil Factor: 1.00000
 Integrator: HP RTE Compound Sublist: pah.sub
 Target Version: 4.14
 Processing Host: TAM1000

Concentration Formula:

$$\text{Amt} * \text{DF} * 1/\text{Vi} * \text{Vt}/\text{Ws} * 100/(100 - \text{M}) * \text{A} * \text{B} * \text{C} * \text{D} * \text{GPC} * \text{CpndVariable}$$

Name	Value	Description
DF	1.000	Dilution Factor
Vi	1.000	Injection Volume
Vt	1.000	Final Volume
Ws	15.370	Weight Extracted
M	0.00000	% Moisture
A	1000.000	uL to mL conversion
B	1000.000	g to kg conversion
C	0.00100	ng to ug conversion
D	1.000	ug to mg conversion(value = 1 if no conv)
GPC	1.000	GPC FACTOR
Cpnd Variable		Local Compound Variable

Compounds	QUANT	SIG	CONCENTRATIONS				
			ON-COLUMN	FINAL			
	MASS	RT	EXP RT	REL RT	RESPONSE	(ug/l)	(ug/Kg)
* 1 Naphthalene-d8	136	6.050	6.049	(1.000)	2013105	40.0000	
* 6 Acenaphthene-d10	164	7.730	7.730	(1.000)	1218867	40.0000	
* 9 Phenanthrene-d10	188	8.993	8.993	(1.000)	1994412	40.0000	
\$ 13 o-Terphenyl	230	9.299	9.298	(1.034)	229455	7.63564	500
* 17 Chrysene-d12	240	11.308	11.302	(1.000)	2213259	40.0000	
* 22 Perylene-d12	264	13.135	13.123	(1.000)	2227627	40.0000	
2 Naphthalene	128	6.073	6.073	(1.004)	404914	8.09233	530
3 2-Methylnaphthalene	142	6.778	6.778	(1.120)	267131	8.27023	540
4 1-Methylnaphthalene	142	6.872	6.872	(1.136)	253447	8.30900	540
5 Acenaphthylene	152	7.601	7.600	(0.983)	402989	7.81173	510
7 Acenaphthene	154	7.759	7.759	(1.004)	233104	7.32032	480
8 Fluorene	166	8.200	8.200	(1.061)	301757	8.00226	520
10 Phenanthrene	178	9.011	9.010	(1.002)	489120	8.90354	580
11 Anthracene	178	9.052	9.052	(1.007)	442206	8.11015	530

Compounds	QUANT SIG	RT	EXP RT	REL RT	RESPONSE	CONCENTRATIONS	
						ON-COLUMN (ug/l)	FINAL (ug/Kg)
12 Carbazole	167	9.193	9.193	(1.022)	346743	7.20962	470
14 Fluoranthene	202	9.998	9.997	(1.112)	585322	10.3540	670
15 Pyrene	202	10.180	10.185	(0.900)	571919	8.60494	560
16 Benzo(a)anthracene	228	11.290	11.284	(0.998)	641983	10.0326	650
18 Chrysene	228	11.332	11.331	(1.002)	586065	9.76781	640
19 Benzo(b)fluoranthene	252	12.589	12.583	(0.958)	753511	13.5410	880(R)
20 Benzo(k)fluoranthene	252	12.618	12.618	(0.961)	574202	9.79467	640
21 Benzo(a)pyrene	252	13.035	13.029	(0.992)	542366	9.70036	630
23 Indeno(1,2,3-cd)pyrene	276	14.716	14.710	(1.120)	452216	7.58514	490(M)
24 Dibenzo(a,h)anthracene	278	14.739	14.733	(1.122)	420457	7.48917	490
25 Benzo(g,h,i)perylene	276	15.151	15.150	(1.153)	417072	7.26549	470

QC Flag Legend

- R - Spike/Surrogate failed recovery limits.
- M - Compound response manually integrated.

Data File: 1DD24021.D

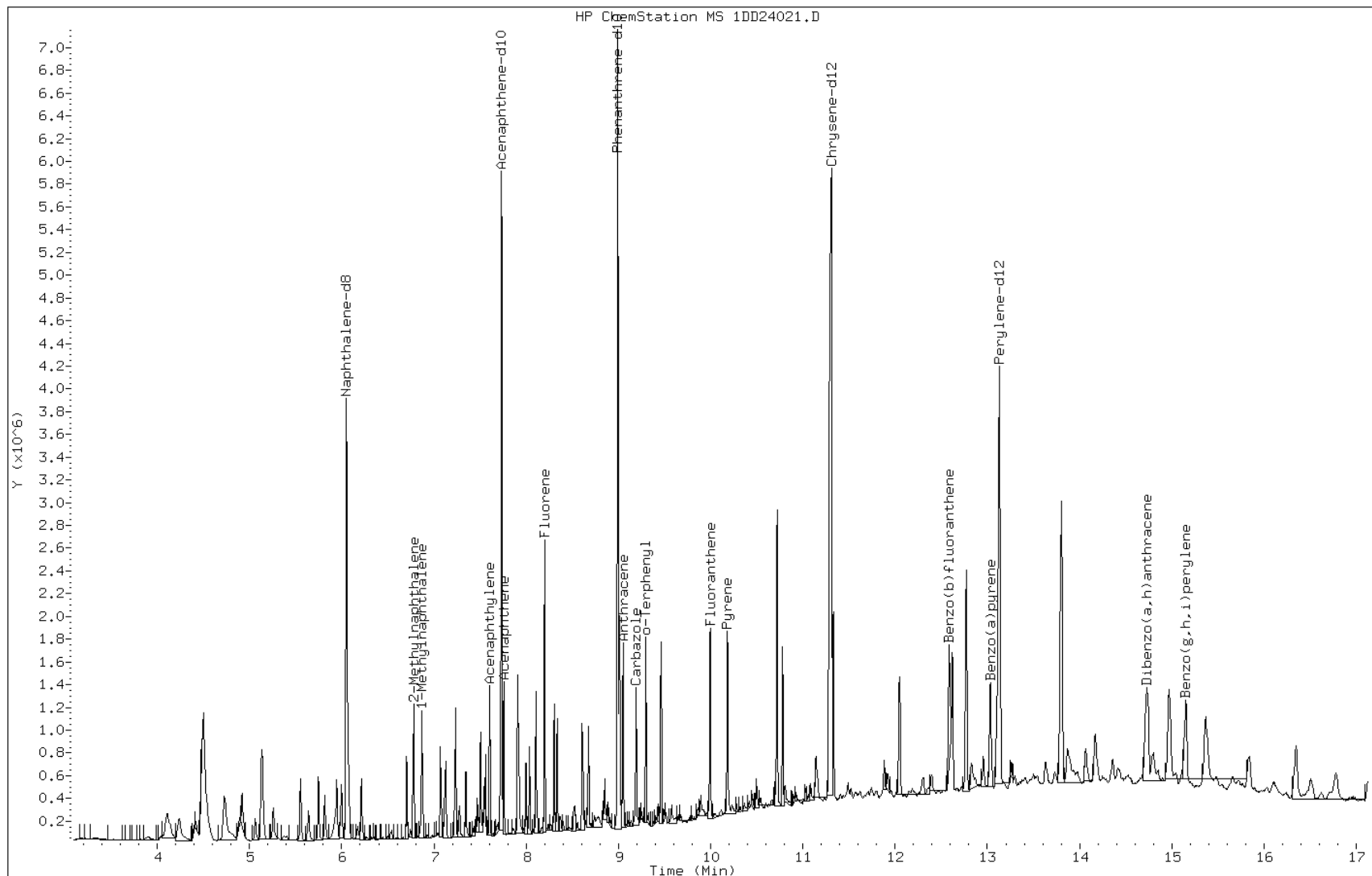
Date: 24-APR-2013 19:33

Client ID:

Instrument: BSMSD.i

Sample Info: 680-89459-A-22-C MSD

Operator: SCC

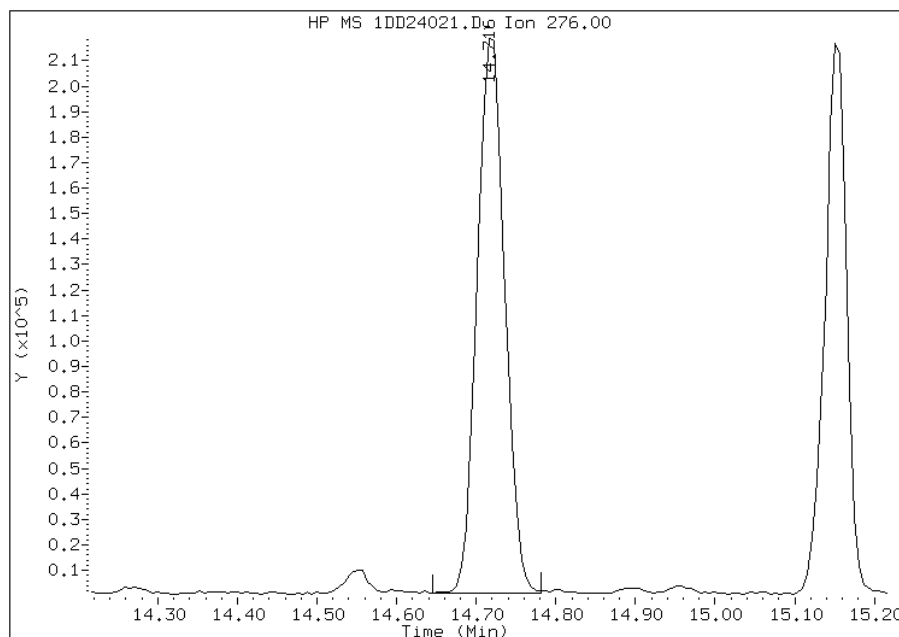


Manual Integration Report

Data File: 1DD24021.D
Inj. Date and Time: 24-APR-2013 19:33
Instrument ID: BSMDS.i
Client ID:
Compound: 23 Indeno(1,2,3-cd)pyrene
CAS #: 193-39-5
Report Date: 04/25/2013

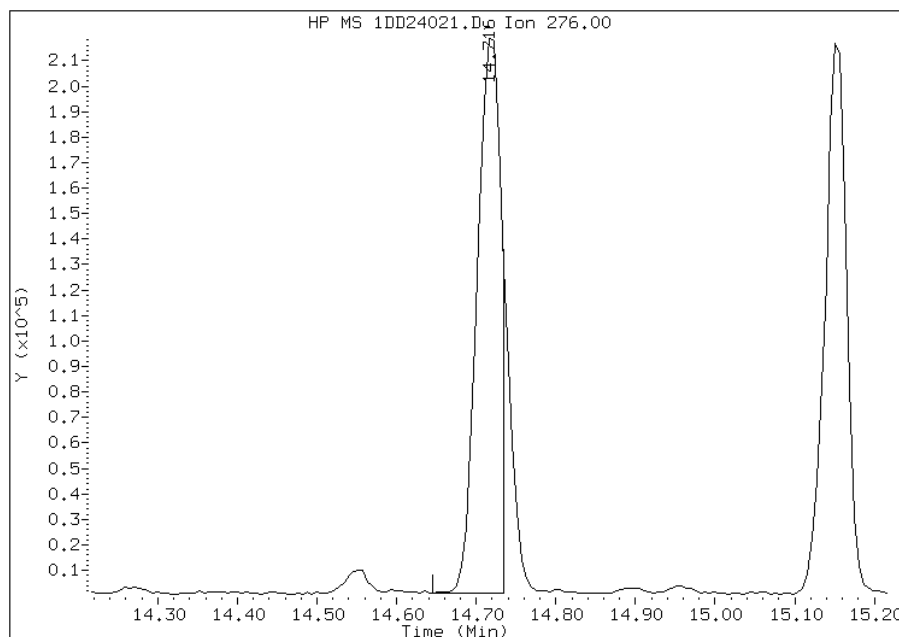
Processing Integration Results

RT: 14.72
Response: 524600
Amount: 9
Conc: 572



Manual Integration Results

RT: 14.72
Response: 452216
Amount: 8
Conc: 494



Manually Integrated By: cantins
Modification Date: 25-Apr-2013 13:14
Manual Integration Reason: Split Peak

FORM I
GC/MS SEMI VOA ORGANICS ANALYSIS DATA SHEET

Lab Name: TestAmerica Tampa Job No.: 680-89513-2
 SDG No.: 68089513-2
 Client Sample ID: CV1321A-CS MSD Lab Sample ID: 680-89513-23 MSD
 Matrix: Solid Lab File ID: 1DD25012.D
 Analysis Method: 8270C LL Date Collected: 04/18/2013 12:20
 Extract. Method: 3546 Date Extracted: 04/24/2013 09:50
 Sample wt/vol: 15.10(g) Date Analyzed: 04/25/2013 17:41
 Con. Extract Vol.: 1(mL) Dilution Factor: 4
 Injection Volume: 1(uL) Level: (low/med) Low
 % Moisture: 23.4 GPC Cleanup: (Y/N) N
 Analysis Batch No.: 136899 Units: ug/Kg

CAS NO.	COMPOUND NAME	RESULT	Q	RL	MDL
83-32-9	Acenaphthene	514	J	520	100
208-96-8	Acenaphthylene	567		210	26
120-12-7	Anthracene	607		44	22
56-55-3	Benzo[a]anthracene	945		42	20
50-32-8	Benzo[a]pyrene	764		54	27
205-99-2	Benzo[b]fluoranthene	1090		63	32
191-24-2	Benzo[g,h,i]perylene	662		100	23
207-08-9	Benzo[k]fluoranthene	741		42	19
218-01-9	Chrysene	954		47	23
53-70-3	Dibenz(a,h)anthracene	596		100	21
206-44-0	Fluoranthene	1070		100	21
86-73-7	Fluorene	585		100	21
193-39-5	Indeno[1,2,3-cd]pyrene	617		100	37
90-12-0	1-Methylnaphthalene	1140		210	23
91-57-6	2-Methylnaphthalene	1170		210	37
91-20-3	Naphthalene	858		210	23
85-01-8	Phenanthrene	1060		42	20
129-00-0	Pyrene	941		100	19

CAS NO.	SURROGATE	%REC	Q	LIMITS
84-15-1	o-Terphenyl	62		30-130

TestAmerica Laboratories

Semivolatiles 8270 low level PAH

Data file : \\tam-chemsvr\chem\SM\BSMSD.i\1D042513.b\1DD25012.D
 Lab Smp Id: 680-89513-A-23-C MS
 Inj Date : 25-APR-2013 17:41
 Operator : SCC Inst ID: BSMSD.i
 Smp Info : 680-89513-A-23-C MSD
 Misc Info : 4.0
 Comment :
 Method : \\tam-chemsvr\chem\SM\BSMSD.i\1D042513.b\dFASTPAHi.m
 Meth Date : 25-Apr-2013 12:42 cantins Quant Type: ISTD
 Cal Date : 04-APR-2013 16:04 Cal File: 1DD04013.D
 Als bottle: 12 QC Sample: MSD
 Dil Factor: 4.00000
 Integrator: HP RTE Compound Sublist: pah.sub
 Target Version: 4.14
 Processing Host: TAM1000

Concentration Formula:

$$\text{Amt} * \text{DF} * 1/\text{Vi} * \text{Vt}/\text{Ws} * 100/(100 - \text{M}) * \text{A} * \text{B} * \text{C} * \text{D} * \text{GPC} * \text{CpndVariable}$$

Name	Value	Description
DF	4.000	Dilution Factor
Vi	1.000	Injection Volume
Vt	1.000	Final Volume
Ws	15.100	Weight Extracted
M	0.00000	% Moisture
A	1000.000	uL to mL conversion
B	1000.000	g to kg conversion
C	0.00100	ng to ug conversion
D	1.000	ug to mg conversion(value = 1 if no conv)
GPC	1.000	GPC FACTOR
Cpnd Variable		Local Compound Variable

Compounds	QUANT	SIG	MASS	RT	EXP RT	REL RT	RESPONSE	CONCENTRATIONS	
								ON-COLUMN (ug/l)	FINAL (ug/Kg)
* 1 Naphthalene-d8	136		6.049	6.049	(1.000)	2381189	40.0000		
* 6 Acenaphthene-d10	164		7.729	7.729	(1.000)	1508089	40.0000		
* 9 Phenanthrene-d10	188		8.992	8.992	(1.000)	2591159	40.0000		
\$ 13 o-Terphenyl	230		9.298	9.298	(1.034)	60656	1.55361	410	
* 17 Chrysene-d12	240		11.301	11.307	(1.000)	2697275	40.0000		
* 22 Perylene-d12	264		13.128	13.129	(1.000)	2753140	40.0000		
2 Naphthalene	128		6.066	6.072	(1.003)	146749	2.47947	660	
3 2-Methylnaphthalene	142		6.771	6.777	(1.119)	129289	3.38398	900(R)	
4 1-Methylnaphthalene	142		6.865	6.871	(1.135)	118689	3.28961	870(R)	
5 Acenaphthylene	152		7.600	7.600	(0.983)	104642	1.63942	430	
7 Acenaphthene	154		7.752	7.759	(1.003)	58542	1.48586	390	
8 Fluorene	166		8.193	8.199	(1.060)	78960	1.69236	450	
10 Phenanthrene	178		9.010	9.010	(1.002)	217956	3.05378	810	
11 Anthracene	178		9.045	9.051	(1.006)	124244	1.75388	460	

Compounds	QUANT SIG	RT	EXP RT	REL RT	RESPONSE	CONCENTRATIONS	
						ON-COLUMN (ug/l)	FINAL (ug/Kg)
12 Carbazole	167	9.186	9.192	(1.022)	101865	1.63024	430
14 Fluoranthene	202	9.991	9.997	(1.111)	227707	3.10034	820
15 Pyrene	202	10.179	10.185	(0.901)	220222	2.71882	720
16 Benzo(a)anthracene	228	11.289	11.284	(0.999)	212949	2.73069	720
18 Chrysene	228	11.325	11.331	(1.002)	201549	2.75638	730
19 Benzo(b)fluoranthene	252	12.576	12.582	(0.958)	216339	3.14565	830
20 Benzo(k)fluoranthene	252	12.611	12.623	(0.961)	155210	2.14219	570
21 Benzo(a)pyrene	252	13.023	13.035	(0.992)	152615	2.20855	580
23 Indeno(1,2,3-cd)pyrene	276	14.697	14.715	(1.119)	131369	1.78289	470(M)
24 Dibenzo(a,h)anthracene	278	14.721	14.744	(1.121)	119531	1.72269	460
25 Benzo(g,h,i)perylene	276	15.138	15.156	(1.153)	135823	1.91444	510

QC Flag Legend

- R - Spike/Surrogate failed recovery limits.
- M - Compound response manually integrated.

Data File: 1DD25012.D

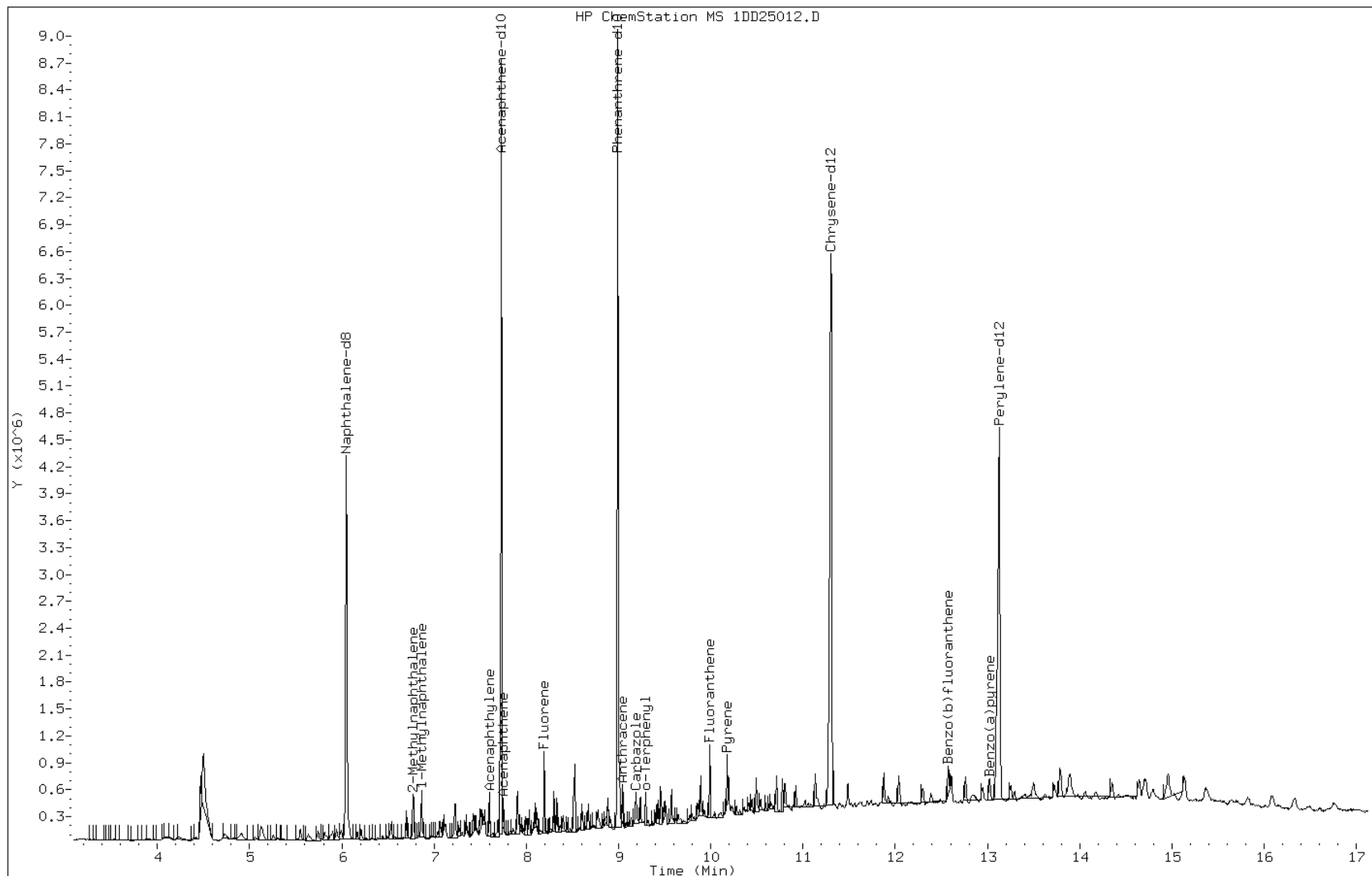
Date: 25-APR-2013 17:41

Client ID:

Instrument: BSMSD.i

Sample Info: 680-89513-A-23-C MSD

Operator: SCC

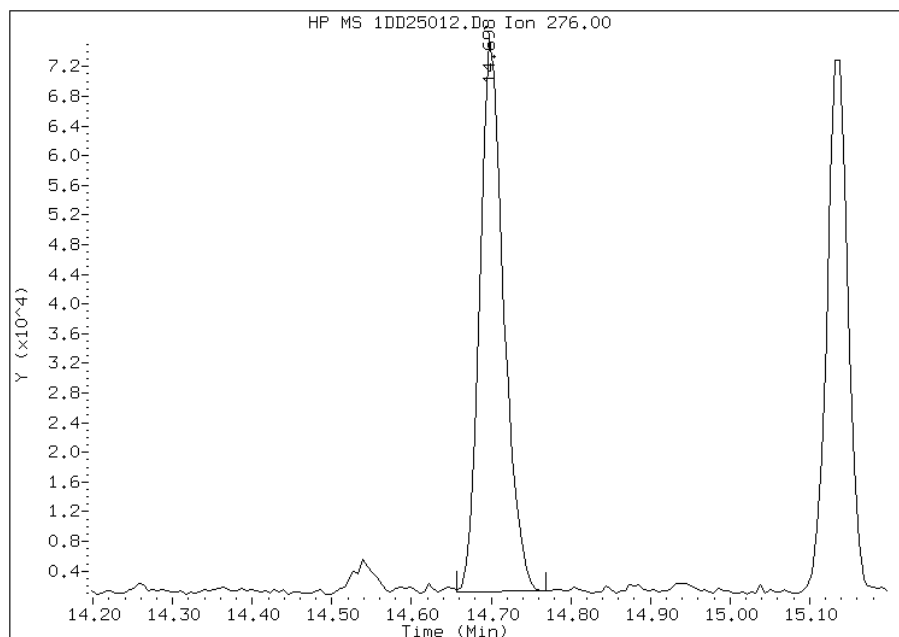


Manual Integration Report

Data File: 1DD25012.D
Inj. Date and Time: 25-APR-2013 17:41
Instrument ID: BSMSD.i
Client ID:
Compound: 23 Indeno(1,2,3-cd)pyrene
CAS #: 193-39-5
Report Date: 04/26/2013

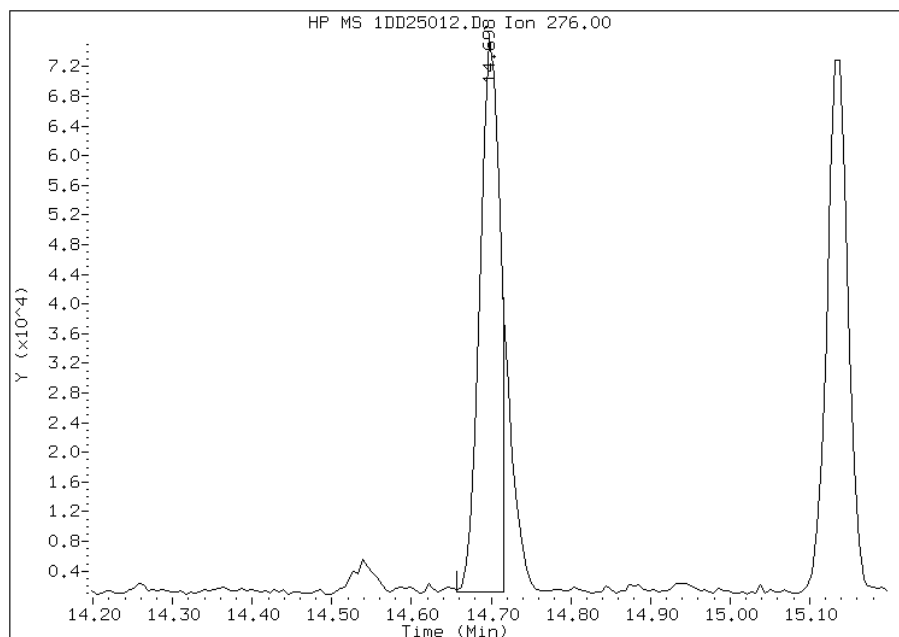
Processing Integration Results

RT: 14.70
Response: 155588
Amount: 2
Conc: 559



Manual Integration Results

RT: 14.70
Response: 131369
Amount: 2
Conc: 472



Manually Integrated By: cantins
Modification Date: 26-Apr-2013 15:53
Manual Integration Reason: Split Peak

GC/MS SEMI VOA ANALYSIS RUN LOG

Lab Name: TestAmerica Tampa Job No.: 680-89513-2SDG No.: 68089513-2Instrument ID: BSMD5973 Start Date: 04/04/2013 11:04Analysis Batch Number: 136164 End Date: 04/04/2013 20:36

LAB SAMPLE ID	CLIENT SAMPLE ID	DATE ANALYZED	DILUTION FACTOR	LAB FILE ID	COLUMN ID
ZZZZZ		04/04/2013 11:04	1		DB-5MS 250 (um)
ZZZZZ		04/04/2013 11:30	1		DB-5MS 250 (um)
DFTPP 660-136164/2		04/04/2013 11:55	1		DB-5MS 250 (um)
DFTPP 660-136164/3		04/04/2013 12:15	1	1DD04003.D	DB-5MS 250 (um)
CCVIS 660-136164/4		04/04/2013 12:34	1		DB-5MS 250 (um)
ZZZZZ		04/04/2013 13:02	1		DB-5MS 250 (um)
ZZZZZ		04/04/2013 13:26	1		DB-5MS 250 (um)
IC 660-136164/15		04/04/2013 13:49	1	1DD04007.D	DB-5MS 250 (um)
IC 660-136164/16		04/04/2013 14:11	1	1DD04008.D	DB-5MS 250 (um)
IC 660-136164/17		04/04/2013 14:34	1	1DD04009.D	DB-5MS 250 (um)
IC 660-136164/18		04/04/2013 14:57	1	1DD04010.D	DB-5MS 250 (um)
ICIS 660-136164/19		04/04/2013 15:19	1	1DD04011.D	DB-5MS 250 (um)
IC 660-136164/20		04/04/2013 15:42	1	1DD04012.D	DB-5MS 250 (um)
IC 660-136164/21		04/04/2013 16:04	1	1DD04013.D	DB-5MS 250 (um)
ICV 660-136164/22		04/04/2013 16:27	1	1DD04014.D	DB-5MS 250 (um)
ZZZZZ		04/04/2013 16:52	1		DB-5MS 250 (um)
ZZZZZ		04/04/2013 17:18	1		DB-5MS 250 (um)
ZZZZZ		04/04/2013 17:44	1		DB-5MS 250 (um)
ZZZZZ		04/04/2013 18:09	1		DB-5MS 250 (um)
ZZZZZ		04/04/2013 18:35	1		DB-5MS 250 (um)
ZZZZZ		04/04/2013 19:01	1		DB-5MS 250 (um)
ZZZZZ		04/04/2013 19:27	1		DB-5MS 250 (um)
ZZZZZ		04/04/2013 19:51	1		DB-5MS 250 (um)
ZZZZZ		04/04/2013 20:13	1		DB-5MS 250 (um)
ZZZZZ		04/04/2013 20:36	1		DB-5MS 250 (um)

GC/MS SEMI VOA ANALYSIS RUN LOG

Lab Name: TestAmerica TampaJob No.: 680-89513-2SDG No.: 68089513-2Instrument ID: BSMD5973Start Date: 04/24/2013 12:06Analysis Batch Number: 136826End Date: 04/25/2013 00:03

LAB SAMPLE ID	CLIENT SAMPLE ID	DATE ANALYZED	DILUTION FACTOR	LAB FILE ID	COLUMN ID
ZZZZZ		04/24/2013 12:06	1		DB-5MS 250 (um)
DFTPP 660-136826/2		04/24/2013 12:30	1	1DD24002.D	DB-5MS 250 (um)
CCVIS 660-136826/3		04/24/2013 12:46	1	1DD24003.D	DB-5MS 250 (um)
ZZZZZ		04/24/2013 13:10	1		DB-5MS 250 (um)
ZZZZZ		04/24/2013 13:33	1		DB-5MS 250 (um)
ZZZZZ		04/24/2013 13:55	1		DB-5MS 250 (um)
ZZZZZ		04/24/2013 14:18	1		DB-5MS 250 (um)
ZZZZZ		04/24/2013 14:40	1		DB-5MS 250 (um)
ZZZZZ		04/24/2013 15:03	1		DB-5MS 250 (um)
ZZZZZ		04/24/2013 15:25	1		DB-5MS 250 (um)
ZZZZZ		04/24/2013 15:48	1		DB-5MS 250 (um)
ZZZZZ		04/24/2013 16:10	1		DB-5MS 250 (um)
ZZZZZ		04/24/2013 16:33	1		DB-5MS 250 (um)
MB 660-136752/1-A		04/24/2013 16:55	1	1DD24014.D	DB-5MS 250 (um)
LCS 660-136752/2-A		04/24/2013 17:18	1	1DD24015.D	DB-5MS 250 (um)
ZZZZZ		04/24/2013 17:40	4		DB-5MS 250 (um)
ZZZZZ		04/24/2013 18:03	4		DB-5MS 250 (um)
ZZZZZ		04/24/2013 18:25	4		DB-5MS 250 (um)
ZZZZZ		04/24/2013 18:48	1		DB-5MS 250 (um)
680-89459-A-22-B MS		04/24/2013 19:10	1	1DD24020.D	DB-5MS 250 (um)
680-89459-A-22-C MSD		04/24/2013 19:33	1	1DD24021.D	DB-5MS 250 (um)
ZZZZZ		04/24/2013 19:55	4		DB-5MS 250 (um)
ZZZZZ		04/24/2013 20:18	4		DB-5MS 250 (um)
680-89513-21	CV1197A-CS	04/24/2013 20:40	4	1DD24024.D	DB-5MS 250 (um)
680-89513-22	CV1197B-CS	04/24/2013 21:03	4	1DD24025.D	DB-5MS 250 (um)
680-89513-24	CV1321B-CS	04/24/2013 21:26	1	1DD24026.D	DB-5MS 250 (um)
680-89513-25	CV1321B-CSD	04/24/2013 21:48	4	1DD24027.D	DB-5MS 250 (um)
ZZZZZ		04/24/2013 22:11	4		DB-5MS 250 (um)
ZZZZZ		04/24/2013 22:33	1		DB-5MS 250 (um)
ZZZZZ		04/24/2013 22:56	1		DB-5MS 250 (um)
ZZZZZ		04/24/2013 23:18	1		DB-5MS 250 (um)
ZZZZZ		04/24/2013 23:41	1		DB-5MS 250 (um)
ZZZZZ		04/25/2013 00:03	4		DB-5MS 250 (um)

GC/MS SEMI VOA ANALYSIS RUN LOG

Lab Name: TestAmerica TampaJob No.: 680-89513-2SDG No.: 68089513-2Instrument ID: BSMD5973Start Date: 04/25/2013 11:13Analysis Batch Number: 136899End Date: 04/25/2013 23:41

LAB SAMPLE ID	CLIENT SAMPLE ID	DATE ANALYZED	DILUTION FACTOR	LAB FILE ID	COLUMN ID
ZZZZZ		04/25/2013 11:13	1		DB-5MS 250 (um)
ZZZZZ		04/25/2013 11:36	1		DB-5MS 250 (um)
DFTPP 660-136899/2		04/25/2013 12:00	1	1DD25002.D	DB-5MS 250 (um)
CCVIS 660-136899/3		04/25/2013 12:21	1	1DD25003.D	DB-5MS 250 (um)
ZZZZZ		04/25/2013 12:46	1		DB-5MS 250 (um)
MB 660-136774/1-A		04/25/2013 15:03	1	1DD25005.D	DB-5MS 250 (um)
LCS 660-136774/2-A		04/25/2013 15:26	1	1DD25006.D	DB-5MS 250 (um)
ZZZZZ		04/25/2013 15:48	4		DB-5MS 250 (um)
ZZZZZ		04/25/2013 16:11	4		DB-5MS 250 (um)
ZZZZZ		04/25/2013 16:33	4		DB-5MS 250 (um)
680-89513-23	CV1321A-CS	04/25/2013 16:56	4	1DD25010.D	DB-5MS 250 (um)
680-89513-23 MS	CV1321A-CS MS	04/25/2013 17:18	4	1DD25011.D	DB-5MS 250 (um)
680-89513-23 MSD	CV1321A-CS MSD	04/25/2013 17:41	4	1DD25012.D	DB-5MS 250 (um)
ZZZZZ		04/25/2013 18:03	1		DB-5MS 250 (um)
ZZZZZ		04/25/2013 18:26	1		DB-5MS 250 (um)
ZZZZZ		04/25/2013 18:48	1		DB-5MS 250 (um)
ZZZZZ		04/25/2013 19:11	1		DB-5MS 250 (um)
ZZZZZ		04/25/2013 19:33	1		DB-5MS 250 (um)
ZZZZZ		04/25/2013 19:56	1		DB-5MS 250 (um)
ZZZZZ		04/25/2013 20:18	1		DB-5MS 250 (um)
ZZZZZ		04/25/2013 20:41	1		DB-5MS 250 (um)
ZZZZZ		04/25/2013 21:03	1		DB-5MS 250 (um)
ZZZZZ		04/25/2013 21:25	1		DB-5MS 250 (um)
ZZZZZ		04/25/2013 21:48	1		DB-5MS 250 (um)
ZZZZZ		04/25/2013 22:11	1		DB-5MS 250 (um)
ZZZZZ		04/25/2013 22:33	1		DB-5MS 250 (um)
ZZZZZ		04/25/2013 22:55	4		DB-5MS 250 (um)
ZZZZZ		04/25/2013 23:18	1		DB-5MS 250 (um)
ZZZZZ		04/25/2013 23:41	4		DB-5MS 250 (um)

GC/MS SEMI VOA BATCH WORKSHEET

Lab Name: TestAmerica Tampa Job No.: 680-89513-2SDG No.: 68089513-2Batch Number: 136752 Batch Start Date: 04/23/13 14:49 Batch Analyst: Cerome, SaurelBatch Method: 3546 Batch End Date: 04/24/13 14:10

Lab Sample ID	Client Sample ID	Method Chain	Basis	InitialAmount	FinalAmount	EX-625LVI SPK 00021	EXLLSURINT 00179		
MB 660-136752/1		3546, 8270C LL		15.31 g	1 mL		1 mL		
LCS 660-136752/2		3546, 8270C LL		15.23 g	1 mL	1 mL	1 mL		
680-89459-A-22 MS		3546, 8270C LL	T	15.37 g	1 mL	1 mL	1 mL		
680-89459-A-22 MSD		3546, 8270C LL	T	15.37 g	1 mL	1 mL	1 mL		
680-89513-A-21	CV1197A-CS	3546, 8270C LL	T	14.95 g	1 mL		1 mL		
680-89513-A-22	CV1197B-CS	3546, 8270C LL	T	15.05 g	1 mL		1 mL		
680-89513-A-24	CV1321B-CS	3546, 8270C LL	T	14.93 g	1 mL		1 mL		
680-89513-A-25	CV1321B-CSD	3546, 8270C LL	T	15.29 g	1 mL		1 mL		

The pound sign (#) in the amount added field denotes that the reagent was used undiluted. All calculations are performed using the stated concentration for this reagent.

8270C LL

Page 1 of 2

GC/MS SEMI VOA BATCH WORKSHEET

Lab Name: TestAmerica Tampa Job No.: 680-89513-2SDG No.: 68089513-2Batch Number: 136752 Batch Start Date: 04/23/13 14:49 Batch Analyst: Cerome, SaurelBatch Method: 3546 Batch End Date: 04/24/13 14:10

Batch Notes	
Acetone Lot #	EX-ACETON BOT 52
Balance ID	B001
Batch Comment	NONE
Person's name who did the concentration	RYAN
Exchange Solvent Lot #	EX-MC CYCL 56
Exchange Solvent Name	DCM
Final Concentrator Volume	1 mL
MeCL2 Lot #	EX-MC CYCL 56
MeCl2/Acetone Lot #	DCM/ACETON 72
Microwave Start Time	16:30 4/23/13
Microwave Stop Time	17:05 4/23/13
Na2SO4 Lot Number	EX-NA2S04A 66
Ottawa Sand Lot #	GE-OTTOWA SAND 15
Person's name who did the prep	SAUREL
SOP Number	TP-EX014
Person who witnessed spiking	SELF
Surrogate Lot Number	EXLLSURINT 179
Water Bath ID	TURBOVAP2 #1-4
Water Bath Temperature	40

Basis	Basis Description
T	Total/NA

The pound sign (#) in the amount added field denotes that the reagent was used undiluted. All calculations are performed using the stated concentration for this reagent.

GC/MS SEMI VOA BATCH WORKSHEET

Lab Name: TestAmerica Tampa Job No.: 680-89513-2SDG No.: 68089513-2Batch Number: 136774 Batch Start Date: 04/24/13 09:50 Batch Analyst: Cerome, SaurelBatch Method: 3546 Batch End Date: 04/25/13 10:30

Lab Sample ID	Client Sample ID	Method Chain	Basis	InitialAmount	FinalAmount	EX-625LVI SPK 00021	EXLLSURINT 00179		
MB 660-136774/1		3546, 8270C LL		15.21 g	1 mL		1 mL		
LCS 660-136774/2		3546, 8270C LL		15.07 g	1 mL	1 mL	1 mL		
680-89513-A-23	CV1321A-CS	3546, 8270C LL	T	15.10 g	1 mL		1 mL		
680-89513-A-23 MS	CV1321A-CS	3546, 8270C LL	T	15.10 g	1 mL	1 mL	1 mL		
680-89513-A-23 MSD	CV1321A-CS	3546, 8270C LL	T	15.10 g	1 mL	1 mL	1 mL		

Batch Notes	
Acetone Lot #	EX-ACETON BOT 52
Balance ID	B001
Batch Comment	NONE
Person's name who did the concentration	RYAN
Exchange Solvent Lot #	EX-MC CYCL 56
Exchange Solvent Name	DCM
Final Concentrator Volume	1 mL
MeCl2 Lot #	EX-M CYCL 56
MeCl2/Acetone Lot #	DCM/ACETON 72/73
Microwave Start Time	11:00 4/24/13
Microwave Stop Time	11:35 4/24/13
Na2SO4 Lot Number	EX-NA2S04A 66
Ottawa Sand Lot #	GE-OTTOWA SAND 15
Person's name who did the prep	SAUREL
SOP Number	TP-EX-014
Person who witnessed spiking	AG
Surrogate Lot Number	EXLLSURINT 179
Water Bath ID	TURBOVAP2 #1-4
Water Bath Temperature	40

The pound sign (#) in the amount added field denotes that the reagent was used undiluted. All calculations are performed using the stated concentration for this reagent.

GC/MS SEMI VOA BATCH WORKSHEET

Lab Name: TestAmerica Tampa Job No.: 680-89513-2

SDG No.: 68089513-2

Batch Number: 136774 Batch Start Date: 04/24/13 09:50 Batch Analyst: Cerome, Saurel

Batch Method: 3546 Batch End Date: 04/25/13 10:30

Basis	Basis Description
T	Total/NA

The pound sign (#) in the amount added field denotes that the reagent was used undiluted. All calculations are performed using the stated concentration for this reagent.

GENERAL CHEMISTRY

COVER PAGE
GENERAL CHEMISTRY

Lab Name: TestAmerica Tampa Job Number: 680-89513-2

SDG No.: 68089513-2

Project: 35th Avenue Superfund Site

Client Sample ID	Lab Sample ID
<u>CV1197A-CS</u>	<u>680-89513-21</u>
<u>CV1197B-CS</u>	<u>680-89513-22</u>
<u>CV1321A-CS</u>	<u>680-89513-23</u>
<u>CV1321B-CS</u>	<u>680-89513-24</u>
<u>CV1321B-CSD</u>	<u>680-89513-25</u>

Comments:

9-IN
DETECTION LIMITS
GENERAL CHEMISTRY

Lab Name: TestAmerica Tampa

Job Number: 680-89513-2

SDG Number: 68089513-2

Matrix: Solid

Instrument ID: NOEQUIP

Method: Moisture

RL Date: 01/01/2004 18:10

Analyte	Wavelength/ Mass	RL (%)	
Percent Moisture		0.1	

9-IN
CALIBRATION BLANK DETECTION LIMITS
GENERAL CHEMISTRY

Lab Name: TestAmerica Tampa Job Number: 680-89513-2
SDG Number: 68089513-2
Matrix: Solid Instrument ID: NOEQUIP
Method: Moisture XRL Date: 04/12/2010 08:14

Analyte	Wavelength/ Mass	XRL (%)	
Percent Moisture		0.1	

GENERAL CHEMISTRY BATCH WORKSHEET

Lab Name: TestAmerica Tampa Job No.: 680-89513-2

SDG No.: 68089513-2

Batch Number: 136656 Batch Start Date: 04/19/13 14:12 Batch Analyst: Galio, Andrew

Batch Method: Moisture Batch End Date: _____

Lab Sample ID	Client Sample ID	Method Chain	Basis	DISH#	DishWeight	SampleMassWet	SampleMassDry		
680-89513-A-21	CV1197A-CS	Moisture	T	28	0 g	4.75 g	4.04 g		
680-89513-A-22	CV1197B-CS	Moisture	T	29	0 g	5.20 g	4.33 g		
680-89513-A-23	CV1321A-CS	Moisture	T	30	0 g	5.08 g	3.89 g		
680-89513-A-23 MS	CV1321A-CS	Moisture	T	30	0 g	5.08 g	3.89 g		
680-89513-A-23 MSD	CV1321A-CS	Moisture	T	30	0 g	5.08 g	3.89 g		
680-89513-A-24	CV1321B-CS	Moisture	T	31	0 g	4.45 g	3.25 g		
680-89513-A-25	CV1321B-CSD	Moisture	T	32	0 g	4.58 g	3.52 g		

Batch Notes	
Balance ID	2 No Unit
Date samples were placed in the oven	4.19.13

Basis	Basis Description
T	Total/NA

The pound sign (#) in the amount added field denotes that the reagent was used undiluted. All calculations are performed using the stated concentration for this reagent.

Moisture

Shipping and Receiving Documents

ANALYSIS REQUEST AND CHAIN OF CUSTODY RECORD

TestAmerica

THE LEADER IN ENVIRONMENTAL TESTING

TestAmerica Savannah
5102 LaRoche Avenue
Savannah, GA 31404

Website: www.testamericainc.com
Phone: (912) 354-7858
Fax: (912) 352-0165

Alternate Laboratory Name/Location
Test Am Tampa

Phone:
Fax:

PROJECT REFERENCE <i>35th Ave Removal</i>	PROJECT NO. <i>200848-1356</i>	PROJECT LOCATION (STATE) <i>FL</i>	MATRIX TYPE	REQUIRED ANALYSIS	PAGE <i>2</i> OF <i>3</i>
--	-----------------------------------	---------------------------------------	-------------	-------------------	---------------------------

(b) (6)

COMPOSITE (C) OR GRAB (G) INDICATE	AQUEOUS (WATER)	SOLID OR SEMISOLID	AIR	NONAQUEOUS LIQUID (OIL, SOLVENT, ...)	LL PAN PCBs Metals	PRESERVATIVE	STANDARD REPORT DELIVERY <input type="radio"/>	DATE DUE _____
							EXPEDITED REPORT DELIVERY (SURCHARGE) <input type="radio"/>	DATE DUE _____
COMPANY CONTRACTING THIS WORK (if applicable)							NUMBER OF COOLERS SUBMITTED PER SHIPMENT:	

SAMPLE		SAMPLE IDENTIFICATION	COMPOSITE (C) OR GRAB (G) INDICATE	AQUEOUS (WATER)	SOLID OR SEMISOLID	AIR	NONAQUEOUS LIQUID (OIL, SOLVENT, ...)	NUMBER OF CONTAINERS SUBMITTED										REMARKS			
DATE	TIME																				
<i>4-18-13</i>	<i>1335</i>	<i>CV 1150A-CS</i>	<i>C</i>	<i>X</i>			<i>X</i>														
	<i>1215</i>	<i>CV 1332A-CS</i>	<i>C</i>	<i>X</i>			<i>X</i>														
	<i>1225</i>	<i>CV 1332B-CS</i>	<i>C</i>	<i>X</i>			<i>X</i>														
	<i>1245</i>	<i>CV 1334A-CS</i>	<i>C</i>	<i>X</i>			<i>X</i>														
	<i>1300</i>	<i>CV 1334B-CS</i>	<i>C</i>	<i>X</i>			<i>X</i>														
	<i>1350</i>	<i>CV 0998A-CS</i>	<i>C</i>	<i>X</i>			<i>X</i>	<i>X</i>													
	<i>1310</i>	<i>CV 1087A-CS</i>	<i>C</i>	<i>X</i>			<i>X</i>	<i>X</i>													
	<i>1320</i>	<i>CV 1087B-CS</i>	<i>C</i>	<i>X</i>			<i>X</i>														
	<i>1420</i>	<i>CV 1197A-CS</i>	<i>C</i>	<i>X</i>			<i>X</i>														
	<i>1430</i>	<i>CV 1197B-CS</i>	<i>C</i>	<i>X</i>			<i>X</i>														
	<i>1220</i>	<i>CV 1321A-CS</i>	<i>C</i>	<i>X</i>			<i>X</i>	<i>X</i>													
	<i>1230</i>	<i>CV 1321B-CS</i>	<i>C</i>	<i>X</i>			<i>X</i>														

RELINQUISHED BY: (SIGNATURE) <i>[Signature]</i>	DATE <i>4-18-13</i>	TIME <i>1730</i>	RELINQUISHED BY: (SIGNATURE) <i>[Signature]</i>	DATE <i>4/19/13</i>	TIME <i>1730</i>	RELINQUISHED BY: (SIGNATURE)	DATE	TIME
RECEIVED BY: (SIGNATURE) <i>[Signature]</i>	DATE <i>4/19/13</i>	TIME <i>0850</i>	RECEIVED BY: (SIGNATURE)	DATE	TIME	RECEIVED BY: (SIGNATURE)	DATE	TIME

LABORATORY USE ONLY

RECEIVED FOR LABORATORY BY: (SIGNATURE)	DATE	TIME	CUSTODY INTACT YES <input type="radio"/> NO <input type="radio"/>	CUSTODY SEAL NO.	SAVANNAH LOG NO.	LABORATORY REMARKS
---	------	------	---	------------------	------------------	--------------------

ANALYSIS REQUEST AND CHAIN OF CUSTODY RECORD

TestAmerica

THE LEADER IN ENVIRONMENTAL TESTING

TestAmerica Savannah
5102 LaRoche Avenue
Savannah, GA 31404

Website: www.testamericainc.com
Phone: (912) 354-7858
Fax: (912) 352-0165

Alternate Laboratory Name/Location
Test Am Tampa

Phone:
Fax:

PROJECT REFERENCE <i>35th Ave. Renovation</i>	PROJECT NO. <i>2005148-1356</i>	PROJECT LOCATION (STATE) <i>AL</i>	MATRIX TYPE	REQUIRED ANALYSIS	PAGE <i>3</i> OF <i>3</i>
---	------------------------------------	---------------------------------------	-------------	-------------------	---------------------------

<div style="font-size: 48px; color: red; font-weight: bold;">(b) (6)</div>	COMPOSITE (C) OR GRAB (G) INDICATE AQUEOUS (WATER) SOLID OR SEMISOLID AIR NONAQUEOUS LIQUID (OIL, SOLVENT, ...)	<input type="checkbox"/> LL PAH <input type="checkbox"/> PCBs/Metals	STANDARD REPORT DELIVERY <input type="radio"/> DATE DUE _____ EXPEDITED REPORT DELIVERY (SURCHARGE) <input type="radio"/> DATE DUE _____
		PRESERVATIVE	NUMBER OF COOLERS SUBMITTED PER SHIPMENT: _____

COMPANY CONTRACTING THIS WORK (if applicable)

SAMPLE		SAMPLE IDENTIFICATION	COMPOSITE (C) OR GRAB (G) INDICATE	AQUEOUS (WATER)	SOLID OR SEMISOLID	AIR	NONAQUEOUS LIQUID (OIL, SOLVENT, ...)	REQUIRED ANALYSIS										REMARKS		
DATE	TIME							NUMBER OF CONTAINERS SUBMITTED												
<i>4-18-13</i>	<i>1230</i>	<i>CV1321B - CSD</i>	C	X			X													
	<i>1350</i>	<i>CV0998A - CS (sieve)</i>	C	X				X												
	<i>1310</i>	<i>CV1087A - CS (sieve)</i>	C	X				X												
	<i>1220</i>	<i>CV1321A - CS (sieve)</i>	C	X				X												

RELINQUISHED BY: (SIGNATURE) <i>[Signature]</i>	DATE <i>4/18/13</i>	TIME <i>1730</i>	RELINQUISHED BY: (SIGNATURE) <i>[Signature]</i>	DATE <i>4/19/13</i>	TIME <i>1730</i>	RELINQUISHED BY: (SIGNATURE)	DATE	TIME
RECEIVED BY: (SIGNATURE) <i>[Signature]</i>	DATE <i>4/19/13</i>	TIME <i>0850</i>	RECEIVED BY: (SIGNATURE)	DATE	TIME	RECEIVED BY: (SIGNATURE)	DATE	TIME

LABORATORY USE ONLY						
RECEIVED FOR LABORATORY BY: (SIGNATURE)	DATE	TIME	CUSTODY INTACT YES <input type="radio"/> NO <input type="radio"/>	CUSTODY SEAL NO.	SAVANNAH LOG NO.	LABORATORY REMARKS

Login Sample Receipt Checklist

Client: Oneida Total Integrated Enterprises LLC

Job Number: 680-89513-2

SDG Number: 68089513-2

Login Number: 89513
List Number: 1
Creator: Daughtry, Beth

List Source: TestAmerica Savannah

Question	Answer	Comment
Radioactivity wasn't checked or is <= background as measured by a survey meter.	N/A	
The cooler's custody seal, if present, is intact.	True	
Sample custody seals, if present, are intact.	True	
The cooler or samples do not appear to have been compromised or tampered with.	True	
Samples were received on ice.	True	
Cooler Temperature is acceptable.	True	
Cooler Temperature is recorded.	True	
COC is present.	True	
COC is filled out in ink and legible.	True	
COC is filled out with all pertinent information.	True	
Is the Field Sampler's name present on COC?	N/A	
There are no discrepancies between the containers received and the COC.	True	
Samples are received within Holding Time.	True	
Sample containers have legible labels.	True	
Containers are not broken or leaking.	True	
Sample collection date/times are provided.	True	
Appropriate sample containers are used.	True	
Sample bottles are completely filled.	True	
Sample Preservation Verified.	N/A	
There is sufficient vol. for all requested analyses, incl. any requested MS/MSDs	True	
Containers requiring zero headspace have no headspace or bubble is <6mm (1/4").	True	
Multiphasic samples are not present.	True	
Samples do not require splitting or compositing.	True	
Residual Chlorine Checked.	N/A	

Login Sample Receipt Checklist

Client: Oneida Total Integrated Enterprises LLC

Job Number: 680-89513-2

SDG Number: 68089513-2

Login Number: 89513
List Number: 1
Creator: Snead, Joshua

List Source: TestAmerica Tampa
List Creation: 04/19/13 02:29 PM

Question	Answer	Comment
Radioactivity wasn't checked or is <= background as measured by a survey meter.	N/A	
The cooler's custody seal, if present, is intact.	True	
Sample custody seals, if present, are intact.	True	
The cooler or samples do not appear to have been compromised or tampered with.	True	
Samples were received on ice.	True	
Cooler Temperature is acceptable.	True	
Cooler Temperature is recorded.	True	
COC is present.	True	
COC is filled out in ink and legible.	True	
COC is filled out with all pertinent information.	True	
Is the Field Sampler's name present on COC?	True	
There are no discrepancies between the containers received and the COC.	True	
Samples are received within Holding Time.	True	
Sample containers have legible labels.	True	
Containers are not broken or leaking.	True	
Sample collection date/times are provided.	True	
Appropriate sample containers are used.	True	
Sample bottles are completely filled.	True	
Sample Preservation Verified.	N/A	
There is sufficient vol. for all requested analyses, incl. any requested MS/MSDs	True	
Containers requiring zero headspace have no headspace or bubble is <6mm (1/4").	N/A	
Multiphasic samples are not present.	True	
Samples do not require splitting or compositing.	True	
Residual Chlorine Checked.	N/A	

TestAmerica

THE LEADER IN ENVIRONMENTAL TESTING

ANALYTICAL REPORT

TestAmerica Laboratories, Inc.

TestAmerica Savannah

5102 LaRoche Avenue

Savannah, GA 31404

Tel: (912)354-7858

TestAmerica Job ID: 680-89513-2

TestAmerica Sample Delivery Group: 68089513-2

Client Project/Site: 35th Avenue Superfund Site

For:

Oneida Total Integrated Enterprises LLC

1220 Kennestone Circle

Suite 106

Marietta, Georgia 30060

Attn: Ms. Limari F Krebs



Authorized for release by:

4/30/2013 12:26:53 PM

Bernard Kirkland

Project Manager I

bernard.kirkland@testamericainc.com

Designee for

Lisa Harvey

Project Manager II

lisa.harvey@testamericainc.com

The test results in this report meet all 2003 NELAC and 2009 TNI requirements for accredited parameters, exceptions are noted in this report. This report may not be reproduced except in full, and with written approval from the laboratory. For questions please contact the Project Manager at the e-mail address or telephone number listed on this page.

This report has been electronically signed and authorized by the signatory. Electronic signature is intended to be the legally binding equivalent of a traditionally handwritten signature.

Results relate only to the items tested and the sample(s) as received by the laboratory.



LINKS

Review your project
results through

TotalAccess

Have a Question?



Visit us at:

www.testamericainc.com

1

2

3

4

5

6

7

8

9

10

11

12

Case Narrative

Client: Oneida Total Integrated Enterprises LLC
Project/Site: 35th Avenue Superfund Site

TestAmerica Job ID: 680-89513-2
SDG: 68089513-2

Job ID: 680-89513-2

Laboratory: TestAmerica Savannah

Narrative

CASE NARRATIVE

Client: Oneida Total Integrated Enterprises LLC

Project: 35th Avenue Superfund Site

Report Number: 680-89513-2

With the exceptions noted as flags or footnotes, standard analytical protocols were followed in the analysis of the samples and no problems were encountered or anomalies observed. In addition all laboratory quality control samples were within established control limits, with any exceptions noted below. Each sample was analyzed to achieve the lowest possible reporting limit within the constraints of the method. In some cases, due to interference or analytes present at high concentrations, samples were diluted. For diluted samples, the reporting limits are adjusted relative to the dilution required.

Calculations are performed before rounding to avoid round-off errors in calculated results.

All holding times were met and proper preservation noted for the methods performed on these samples, unless otherwise detailed in the individual sections below.

RECEIPT

The samples were received on 04/19/2013; the samples arrived in good condition, properly preserved and on ice. The temperature of the coolers at receipt was 3.7 C.

SEMIVOLATILE ORGANIC COMPOUNDS BY GCMS - LOW LEVEL

Samples CV1197A-CS (680-89513-21), CV1197B-CS (680-89513-22), CV1321A-CS (680-89513-23), CV1321B-CS (680-89513-24) and CV1321B-CSD (680-89513-25) were analyzed for Semivolatile Organic Compounds by GCMS - Low Level in accordance with EPA SW-846 Method 8270C. The samples were prepared on 04/23/2013 and 04/24/2013 and analyzed on 04/24/2013 and 04/25/2013.

Samples CV1197A-CS (680-89513-21)[4X], CV1197B-CS (680-89513-22)[4X], CV1321A-CS (680-89513-23)[4X] and CV1321B-CSD (680-89513-25)[4X] required dilution prior to analysis. The reporting limits have been adjusted accordingly.

Benzo[a]pyrene, Chrysene, Phenanthrene and Pyrene recovered outside the recovery criteria for the MS of sample CV1321A-CS (680-89513-23) in batch 660-136899.

No other difficulties were encountered during the SVOAs analyses.

All other quality control parameters were within the acceptance limits.

Sample Summary

Client: Oneida Total Integrated Enterprises LLC
Project/Site: 35th Avenue Superfund Site

TestAmerica Job ID: 680-89513-2
SDG: 68089513-2

Lab Sample ID	Client Sample ID	Matrix	Collected	Received
680-89513-21	CV1197A-CS	Solid	04/18/13 14:20	04/19/13 08:50
680-89513-22	CV1197B-CS	Solid	04/18/13 14:30	04/19/13 08:50
680-89513-23	CV1321A-CS	Solid	04/18/13 12:20	04/19/13 08:50
680-89513-24	CV1321B-CS	Solid	04/18/13 12:30	04/19/13 08:50
680-89513-25	CV1321B-CSD	Solid	04/18/13 12:30	04/19/13 08:50

1

2

3

4

5

6

7

8

9

10

11

12

Method Summary

Client: Oneida Total Integrated Enterprises LLC
Project/Site: 35th Avenue Superfund Site

TestAmerica Job ID: 680-89513-2
SDG: 68089513-2

Method	Method Description	Protocol	Laboratory
8270C LL	Semivolatile Organic Compounds by GCMS - Low Levels	SW846	TAL TAM
Moisture	Percent Moisture	EPA	TAL TAM

Protocol References:

EPA = US Environmental Protection Agency

SW846 = "Test Methods For Evaluating Solid Waste, Physical/Chemical Methods", Third Edition, November 1986 And Its Updates.

Laboratory References:

TAL TAM = TestAmerica Tampa, 6712 Benjamin Road, Suite 100, Tampa, FL 33634, TEL (813)885-7427

1

2

3

4

5

6

7

8

9

10

11

12

Definitions/Glossary

Client: Oneida Total Integrated Enterprises LLC
Project/Site: 35th Avenue Superfund Site

TestAmerica Job ID: 680-89513-2
SDG: 68089513-2

Qualifiers

GC/MS Semi VOA

Qualifier	Qualifier Description
J	Result is less than the RL but greater than or equal to the MDL and the concentration is an approximate value.
U	Indicates the analyte was analyzed for but not detected.
F	MS or MSD exceeds the control limits

Glossary

Abbreviation	These commonly used abbreviations may or may not be present in this report.
α	Listed under the "D" column to designate that the result is reported on a dry weight basis
%R	Percent Recovery
CNF	Contains no Free Liquid
DER	Duplicate error ratio (normalized absolute difference)
DL, RA, RE, IN	Indicates a Dilution, Re-analysis, Re-extraction, or additional Initial metals/anion analysis of the sample
DLC	Decision level concentration
MDA	Minimum detectable activity
EDL	Estimated Detection Limit
MDC	Minimum detectable concentration
MDL	Method Detection Limit
ML	Minimum Level (Dioxin)
ND	Not detected at the reporting limit (or MDL or EDL if shown)
PQL	Practical Quantitation Limit
QC	Quality Control
RER	Relative error ratio
RL	Reporting Limit or Requested Limit (Radiochemistry)
RPD	Relative Percent Difference, a measure of the relative difference between two points
TEF	Toxicity Equivalent Factor (Dioxin)
TEQ	Toxicity Equivalent Quotient (Dioxin)

Client Sample Results

Client: Oneida Total Integrated Enterprises LLC
 Project/Site: 35th Avenue Superfund Site

TestAmerica Job ID: 680-89513-2
 SDG: 68089513-2

Client Sample ID: CV1197A-CS

Lab Sample ID: 680-89513-21

Date Collected: 04/18/13 14:20

Matrix: Solid

Date Received: 04/19/13 08:50

Percent Solids: 85.1

Method: 8270C LL - Semivolatile Organic Compounds by GCMS - Low Levels

Analyte	Result	Qualifier	RL	MDL	Unit	D	Prepared	Analyzed	Dil Fac
Acenaphthene	470	U	470	94	ug/Kg	☼	04/23/13 14:49	04/24/13 20:40	4
Acenaphthylene	68	J	190	24	ug/Kg	☼	04/23/13 14:49	04/24/13 20:40	4
Anthracene	95		40	20	ug/Kg	☼	04/23/13 14:49	04/24/13 20:40	4
Benzo[a]anthracene	300		38	18	ug/Kg	☼	04/23/13 14:49	04/24/13 20:40	4
Benzo[a]pyrene	320		49	25	ug/Kg	☼	04/23/13 14:49	04/24/13 20:40	4
Benzo[b]fluoranthene	620		58	29	ug/Kg	☼	04/23/13 14:49	04/24/13 20:40	4
Benzo[g,h,i]perylene	180		94	21	ug/Kg	☼	04/23/13 14:49	04/24/13 20:40	4
Benzo[k]fluoranthene	200		38	17	ug/Kg	☼	04/23/13 14:49	04/24/13 20:40	4
Chrysene	420		42	21	ug/Kg	☼	04/23/13 14:49	04/24/13 20:40	4
Dibenz(a,h)anthracene	63	J	94	19	ug/Kg	☼	04/23/13 14:49	04/24/13 20:40	4
Fluoranthene	550		94	19	ug/Kg	☼	04/23/13 14:49	04/24/13 20:40	4
Fluorene	24	J	94	19	ug/Kg	☼	04/23/13 14:49	04/24/13 20:40	4
Indeno[1,2,3-cd]pyrene	170		94	34	ug/Kg	☼	04/23/13 14:49	04/24/13 20:40	4
1-Methylnaphthalene	150	J	190	21	ug/Kg	☼	04/23/13 14:49	04/24/13 20:40	4
2-Methylnaphthalene	210		190	34	ug/Kg	☼	04/23/13 14:49	04/24/13 20:40	4
Naphthalene	160	J	190	21	ug/Kg	☼	04/23/13 14:49	04/24/13 20:40	4
Phenanthrene	340		38	18	ug/Kg	☼	04/23/13 14:49	04/24/13 20:40	4
Pyrene	430		94	17	ug/Kg	☼	04/23/13 14:49	04/24/13 20:40	4

Surrogate	%Recovery	Qualifier	Limits	Prepared	Analyzed	Dil Fac
<i>o</i> -Terphenyl	66		30 - 130	04/23/13 14:49	04/24/13 20:40	4

Client Sample ID: CV1197B-CS

Lab Sample ID: 680-89513-22

Date Collected: 04/18/13 14:30

Matrix: Solid

Date Received: 04/19/13 08:50

Percent Solids: 83.3

Method: 8270C LL - Semivolatile Organic Compounds by GCMS - Low Levels

Analyte	Result	Qualifier	RL	MDL	Unit	D	Prepared	Analyzed	Dil Fac
Acenaphthene	480	U	480	96	ug/Kg	☼	04/23/13 14:49	04/24/13 21:03	4
Acenaphthylene	100	J	190	24	ug/Kg	☼	04/23/13 14:49	04/24/13 21:03	4
Anthracene	140		40	20	ug/Kg	☼	04/23/13 14:49	04/24/13 21:03	4
Benzo[a]anthracene	420		38	19	ug/Kg	☼	04/23/13 14:49	04/24/13 21:03	4
Benzo[a]pyrene	410		50	25	ug/Kg	☼	04/23/13 14:49	04/24/13 21:03	4
Benzo[b]fluoranthene	790		58	29	ug/Kg	☼	04/23/13 14:49	04/24/13 21:03	4
Benzo[g,h,i]perylene	210		96	21	ug/Kg	☼	04/23/13 14:49	04/24/13 21:03	4
Benzo[k]fluoranthene	250		38	17	ug/Kg	☼	04/23/13 14:49	04/24/13 21:03	4
Chrysene	580		43	22	ug/Kg	☼	04/23/13 14:49	04/24/13 21:03	4
Dibenz(a,h)anthracene	89	J	96	20	ug/Kg	☼	04/23/13 14:49	04/24/13 21:03	4
Fluoranthene	790		96	19	ug/Kg	☼	04/23/13 14:49	04/24/13 21:03	4
Fluorene	39	J	96	20	ug/Kg	☼	04/23/13 14:49	04/24/13 21:03	4
Indeno[1,2,3-cd]pyrene	190		96	34	ug/Kg	☼	04/23/13 14:49	04/24/13 21:03	4
1-Methylnaphthalene	470		190	21	ug/Kg	☼	04/23/13 14:49	04/24/13 21:03	4
2-Methylnaphthalene	590		190	34	ug/Kg	☼	04/23/13 14:49	04/24/13 21:03	4
Naphthalene	360		190	21	ug/Kg	☼	04/23/13 14:49	04/24/13 21:03	4
Phenanthrene	780		38	19	ug/Kg	☼	04/23/13 14:49	04/24/13 21:03	4
Pyrene	620		96	18	ug/Kg	☼	04/23/13 14:49	04/24/13 21:03	4

Surrogate	%Recovery	Qualifier	Limits	Prepared	Analyzed	Dil Fac
<i>o</i> -Terphenyl	62		30 - 130	04/23/13 14:49	04/24/13 21:03	4

TestAmerica Savannah

Client Sample Results

Client: Oneida Total Integrated Enterprises LLC
 Project/Site: 35th Avenue Superfund Site

TestAmerica Job ID: 680-89513-2
 SDG: 68089513-2

Client Sample ID: CV1321A-CS

Lab Sample ID: 680-89513-23

Date Collected: 04/18/13 12:20

Matrix: Solid

Date Received: 04/19/13 08:50

Percent Solids: 76.6

Method: 8270C LL - Semivolatile Organic Compounds by GCMS - Low Levels

Analyte	Result	Qualifier	RL	MDL	Unit	D	Prepared	Analyzed	Dil Fac
Acenaphthene	520	U	520	100	ug/Kg	☼	04/24/13 09:50	04/25/13 16:56	4
Acenaphthylene	38	J	210	26	ug/Kg	☼	04/24/13 09:50	04/25/13 16:56	4
Anthracene	70		44	22	ug/Kg	☼	04/24/13 09:50	04/25/13 16:56	4
Benzo[a]anthracene	310		42	20	ug/Kg	☼	04/24/13 09:50	04/25/13 16:56	4
Benzo[a]pyrene	240	F	54	27	ug/Kg	☼	04/24/13 09:50	04/25/13 16:56	4
Benzo[b]fluoranthene	450		63	32	ug/Kg	☼	04/24/13 09:50	04/25/13 16:56	4
Benzo[g,h,i]perylene	220		100	23	ug/Kg	☼	04/24/13 09:50	04/25/13 16:56	4
Benzo[k]fluoranthene	130		42	19	ug/Kg	☼	04/24/13 09:50	04/25/13 16:56	4
Chrysene	400	F	47	23	ug/Kg	☼	04/24/13 09:50	04/25/13 16:56	4
Dibenz(a,h)anthracene	64	J	100	21	ug/Kg	☼	04/24/13 09:50	04/25/13 16:56	4
Fluoranthene	420		100	21	ug/Kg	☼	04/24/13 09:50	04/25/13 16:56	4
Fluorene	21	J	100	21	ug/Kg	☼	04/24/13 09:50	04/25/13 16:56	4
Indeno[1,2,3-cd]pyrene	150		100	37	ug/Kg	☼	04/24/13 09:50	04/25/13 16:56	4
1-Methylnaphthalene	500		210	23	ug/Kg	☼	04/24/13 09:50	04/25/13 16:56	4
2-Methylnaphthalene	470		210	37	ug/Kg	☼	04/24/13 09:50	04/25/13 16:56	4
Naphthalene	270		210	23	ug/Kg	☼	04/24/13 09:50	04/25/13 16:56	4
Phenanthrene	490	F	42	20	ug/Kg	☼	04/24/13 09:50	04/25/13 16:56	4
Pyrene	360	F	100	19	ug/Kg	☼	04/24/13 09:50	04/25/13 16:56	4
Surrogate	%Recovery	Qualifier	Limits				Prepared	Analyzed	Dil Fac
<i>o</i> -Terphenyl	48		30 - 130				04/24/13 09:50	04/25/13 16:56	4

Client Sample ID: CV1321B-CS

Lab Sample ID: 680-89513-24

Date Collected: 04/18/13 12:30

Matrix: Solid

Date Received: 04/19/13 08:50

Percent Solids: 73.0

Method: 8270C LL - Semivolatile Organic Compounds by GCMS - Low Levels

Analyte	Result	Qualifier	RL	MDL	Unit	D	Prepared	Analyzed	Dil Fac
Acenaphthene	140	U	140	28	ug/Kg	☼	04/23/13 14:49	04/24/13 21:26	1
Acenaphthylene	25	J	55	6.9	ug/Kg	☼	04/23/13 14:49	04/24/13 21:26	1
Anthracene	56		12	5.8	ug/Kg	☼	04/23/13 14:49	04/24/13 21:26	1
Benzo[a]anthracene	200		11	5.4	ug/Kg	☼	04/23/13 14:49	04/24/13 21:26	1
Benzo[a]pyrene	180		14	7.2	ug/Kg	☼	04/23/13 14:49	04/24/13 21:26	1
Benzo[b]fluoranthene	390		17	8.4	ug/Kg	☼	04/23/13 14:49	04/24/13 21:26	1
Benzo[g,h,i]perylene	94		28	6.1	ug/Kg	☼	04/23/13 14:49	04/24/13 21:26	1
Benzo[k]fluoranthene	120		11	5.0	ug/Kg	☼	04/23/13 14:49	04/24/13 21:26	1
Chrysene	260		12	6.2	ug/Kg	☼	04/23/13 14:49	04/24/13 21:26	1
Dibenz(a,h)anthracene	33		28	5.6	ug/Kg	☼	04/23/13 14:49	04/24/13 21:26	1
Fluoranthene	320		28	5.5	ug/Kg	☼	04/23/13 14:49	04/24/13 21:26	1
Fluorene	12	J	28	5.6	ug/Kg	☼	04/23/13 14:49	04/24/13 21:26	1
Indeno[1,2,3-cd]pyrene	85		28	9.8	ug/Kg	☼	04/23/13 14:49	04/24/13 21:26	1
1-Methylnaphthalene	180		55	6.1	ug/Kg	☼	04/23/13 14:49	04/24/13 21:26	1
2-Methylnaphthalene	200		55	9.8	ug/Kg	☼	04/23/13 14:49	04/24/13 21:26	1
Naphthalene	130		55	6.1	ug/Kg	☼	04/23/13 14:49	04/24/13 21:26	1
Phenanthrene	260		11	5.4	ug/Kg	☼	04/23/13 14:49	04/24/13 21:26	1
Pyrene	230		28	5.1	ug/Kg	☼	04/23/13 14:49	04/24/13 21:26	1
Surrogate	%Recovery	Qualifier	Limits				Prepared	Analyzed	Dil Fac
<i>o</i> -Terphenyl	63		30 - 130				04/23/13 14:49	04/24/13 21:26	1

TestAmerica Savannah

Client Sample Results

Client: Oneida Total Integrated Enterprises LLC
 Project/Site: 35th Avenue Superfund Site

TestAmerica Job ID: 680-89513-2
 SDG: 68089513-2

Client Sample ID: CV1321B-CSD

Lab Sample ID: 680-89513-25

Date Collected: 04/18/13 12:30

Matrix: Solid

Date Received: 04/19/13 08:50

Percent Solids: 76.9

Method: 8270C LL - Semivolatile Organic Compounds by GCMS - Low Levels

Analyte	Result	Qualifier	RL	MDL	Unit	D	Prepared	Analyzed	Dil Fac
Acenaphthene	510	U	510	100	ug/Kg	☼	04/23/13 14:49	04/24/13 21:48	4
Acenaphthylene	32	J	200	26	ug/Kg	☼	04/23/13 14:49	04/24/13 21:48	4
Anthracene	54		43	21	ug/Kg	☼	04/23/13 14:49	04/24/13 21:48	4
Benzo[a]anthracene	200		41	20	ug/Kg	☼	04/23/13 14:49	04/24/13 21:48	4
Benzo[a]pyrene	160		53	27	ug/Kg	☼	04/23/13 14:49	04/24/13 21:48	4
Benzo[b]fluoranthene	370		62	31	ug/Kg	☼	04/23/13 14:49	04/24/13 21:48	4
Benzo[g,h,i]perylene	93	J	100	22	ug/Kg	☼	04/23/13 14:49	04/24/13 21:48	4
Benzo[k]fluoranthene	100		41	18	ug/Kg	☼	04/23/13 14:49	04/24/13 21:48	4
Chrysene	270		46	23	ug/Kg	☼	04/23/13 14:49	04/24/13 21:48	4
Dibenz(a,h)anthracene	31	J	100	21	ug/Kg	☼	04/23/13 14:49	04/24/13 21:48	4
Fluoranthene	260		100	20	ug/Kg	☼	04/23/13 14:49	04/24/13 21:48	4
Fluorene	24	J	100	21	ug/Kg	☼	04/23/13 14:49	04/24/13 21:48	4
Indeno[1,2,3-cd]pyrene	80	J	100	36	ug/Kg	☼	04/23/13 14:49	04/24/13 21:48	4
1-Methylnaphthalene	270		200	22	ug/Kg	☼	04/23/13 14:49	04/24/13 21:48	4
2-Methylnaphthalene	290		200	36	ug/Kg	☼	04/23/13 14:49	04/24/13 21:48	4
Naphthalene	180	J	200	22	ug/Kg	☼	04/23/13 14:49	04/24/13 21:48	4
Phenanthrene	280		41	20	ug/Kg	☼	04/23/13 14:49	04/24/13 21:48	4
Pyrene	200		100	19	ug/Kg	☼	04/23/13 14:49	04/24/13 21:48	4
Surrogate	%Recovery	Qualifier	Limits				Prepared	Analyzed	Dil Fac
<i>o</i> -Terphenyl	74		30 - 130				04/23/13 14:49	04/24/13 21:48	4

QC Sample Results

Client: Oneida Total Integrated Enterprises LLC
 Project/Site: 35th Avenue Superfund Site

TestAmerica Job ID: 680-89513-2
 SDG: 68089513-2

Method: 8270C LL - Semivolatile Organic Compounds by GCMS - Low Levels

Lab Sample ID: MB 660-136752/1-A

Matrix: Solid

Analysis Batch: 136826

Client Sample ID: Method Blank

Prep Type: Total/NA

Prep Batch: 136752

Analyte	MB Result	MB Qualifier	RL	MDL	Unit	D	Prepared	Analyzed	Dil Fac
Acenaphthene	98	U	98	20	ug/Kg		04/23/13 14:49	04/24/13 16:55	1
Acenaphthylene	39	U	39	4.9	ug/Kg		04/23/13 14:49	04/24/13 16:55	1
Anthracene	8.2	U	8.2	4.1	ug/Kg		04/23/13 14:49	04/24/13 16:55	1
Benzo[a]anthracene	7.8	U	7.8	3.8	ug/Kg		04/23/13 14:49	04/24/13 16:55	1
Benzo[a]pyrene	10	U	10	5.1	ug/Kg		04/23/13 14:49	04/24/13 16:55	1
Benzo[b]fluoranthene	12	U	12	6.0	ug/Kg		04/23/13 14:49	04/24/13 16:55	1
Benzo[g,h,i]perylene	20	U	20	4.3	ug/Kg		04/23/13 14:49	04/24/13 16:55	1
Benzo[k]fluoranthene	7.8	U	7.8	3.5	ug/Kg		04/23/13 14:49	04/24/13 16:55	1
Chrysene	8.8	U	8.8	4.4	ug/Kg		04/23/13 14:49	04/24/13 16:55	1
Dibenz(a,h)anthracene	20	U	20	4.0	ug/Kg		04/23/13 14:49	04/24/13 16:55	1
Fluoranthene	20	U	20	3.9	ug/Kg		04/23/13 14:49	04/24/13 16:55	1
Fluorene	20	U	20	4.0	ug/Kg		04/23/13 14:49	04/24/13 16:55	1
Indeno[1,2,3-cd]pyrene	20	U	20	7.0	ug/Kg		04/23/13 14:49	04/24/13 16:55	1
1-Methylnaphthalene	39	U	39	4.3	ug/Kg		04/23/13 14:49	04/24/13 16:55	1
2-Methylnaphthalene	39	U	39	7.0	ug/Kg		04/23/13 14:49	04/24/13 16:55	1
Naphthalene	39	U	39	4.3	ug/Kg		04/23/13 14:49	04/24/13 16:55	1
Phenanthrene	7.8	U	7.8	3.8	ug/Kg		04/23/13 14:49	04/24/13 16:55	1
Pyrene	20	U	20	3.6	ug/Kg		04/23/13 14:49	04/24/13 16:55	1

Surrogate	MB %Recovery	MB Qualifier	Limits	Prepared	Analyzed	Dil Fac
<i>o</i> -Terphenyl	62		30 - 130	04/23/13 14:49	04/24/13 16:55	1

Lab Sample ID: LCS 660-136752/2-A

Matrix: Solid

Analysis Batch: 136826

Client Sample ID: Lab Control Sample

Prep Type: Total/NA

Prep Batch: 136752

Analyte	Spike Added	LCS Result	LCS Qualifier	Unit	D	%Rec	%Rec. Limits
Acenaphthene	657	486		ug/Kg		74	39 - 130
Acenaphthylene	657	507		ug/Kg		77	38 - 130
Anthracene	657	496		ug/Kg		75	37 - 130
Benzo[a]anthracene	657	547		ug/Kg		83	40 - 130
Benzo[a]pyrene	657	494		ug/Kg		75	49 - 130
Benzo[b]fluoranthene	657	577		ug/Kg		88	37 - 130
Benzo[g,h,i]perylene	657	548		ug/Kg		83	32 - 130
Benzo[k]fluoranthene	657	542		ug/Kg		83	32 - 130
Chrysene	657	513		ug/Kg		78	41 - 130
Dibenz(a,h)anthracene	657	574		ug/Kg		87	27 - 130
Fluoranthene	657	534		ug/Kg		81	40 - 130
Fluorene	657	528		ug/Kg		80	40 - 130
Indeno[1,2,3-cd]pyrene	657	535		ug/Kg		81	30 - 130
1-Methylnaphthalene	657	503		ug/Kg		77	31 - 130
2-Methylnaphthalene	657	498		ug/Kg		76	33 - 130
Naphthalene	657	478		ug/Kg		73	36 - 130
Phenanthrene	657	485		ug/Kg		74	42 - 130
Pyrene	657	518		ug/Kg		79	44 - 130

TestAmerica Savannah

QC Sample Results

Client: Oneida Total Integrated Enterprises LLC
 Project/Site: 35th Avenue Superfund Site

TestAmerica Job ID: 680-89513-2
 SDG: 68089513-2

Method: 8270C LL - Semivolatile Organic Compounds by GCMS - Low Levels (Continued)

Lab Sample ID: LCS 660-136752/2-A
Matrix: Solid
Analysis Batch: 136826

Client Sample ID: Lab Control Sample
Prep Type: Total/NA
Prep Batch: 136752

Surrogate	LCS LCS		Limits
	%Recovery	Qualifier	
<i>o</i> -Terphenyl	75		30 - 130

Lab Sample ID: MB 660-136774/1-A
Matrix: Solid
Analysis Batch: 136899

Client Sample ID: Method Blank
Prep Type: Total/NA
Prep Batch: 136774

Analyte	MB MB		RL	MDL	Unit	D	Prepared	Analyzed	Dil Fac
	Result	Qualifier							
Acenaphthene	99	U	99	20	ug/Kg		04/24/13 09:50	04/25/13 15:03	1
Acenaphthylene	39	U	39	4.9	ug/Kg		04/24/13 09:50	04/25/13 15:03	1
Anthracene	8.3	U	8.3	4.1	ug/Kg		04/24/13 09:50	04/25/13 15:03	1
Benzo[a]anthracene	7.9	U	7.9	3.8	ug/Kg		04/24/13 09:50	04/25/13 15:03	1
Benzo[a]pyrene	10	U	10	5.1	ug/Kg		04/24/13 09:50	04/25/13 15:03	1
Benzo[b]fluoranthene	12	U	12	6.0	ug/Kg		04/24/13 09:50	04/25/13 15:03	1
Benzo[g,h,i]perylene	20	U	20	4.3	ug/Kg		04/24/13 09:50	04/25/13 15:03	1
Benzo[k]fluoranthene	7.9	U	7.9	3.6	ug/Kg		04/24/13 09:50	04/25/13 15:03	1
Chrysene	8.9	U	8.9	4.4	ug/Kg		04/24/13 09:50	04/25/13 15:03	1
Dibenz(a,h)anthracene	20	U	20	4.0	ug/Kg		04/24/13 09:50	04/25/13 15:03	1
Fluoranthene	20	U	20	3.9	ug/Kg		04/24/13 09:50	04/25/13 15:03	1
Fluorene	20	U	20	4.0	ug/Kg		04/24/13 09:50	04/25/13 15:03	1
Indeno[1,2,3-cd]pyrene	20	U	20	7.0	ug/Kg		04/24/13 09:50	04/25/13 15:03	1
1-Methylnaphthalene	39	U	39	4.3	ug/Kg		04/24/13 09:50	04/25/13 15:03	1
2-Methylnaphthalene	39	U	39	7.0	ug/Kg		04/24/13 09:50	04/25/13 15:03	1
Naphthalene	39	U	39	4.3	ug/Kg		04/24/13 09:50	04/25/13 15:03	1
Phenanthrene	7.9	U	7.9	3.8	ug/Kg		04/24/13 09:50	04/25/13 15:03	1
Pyrene	20	U	20	3.6	ug/Kg		04/24/13 09:50	04/25/13 15:03	1

Surrogate	MB MB		Limits	Prepared	Analyzed	Dil Fac
	%Recovery	Qualifier				
<i>o</i> -Terphenyl	73		30 - 130	04/24/13 09:50	04/25/13 15:03	1

Lab Sample ID: LCS 660-136774/2-A
Matrix: Solid
Analysis Batch: 136899

Client Sample ID: Lab Control Sample
Prep Type: Total/NA
Prep Batch: 136774

Analyte	Spike Added	LCS LCS		Unit	D	%Rec	%Rec. Limits
		Result	Qualifier				
Acenaphthene	664	338		ug/Kg		51	39 - 130
Acenaphthylene	664	354		ug/Kg		53	38 - 130
Anthracene	664	347		ug/Kg		52	37 - 130
Benzo[a]anthracene	664	371		ug/Kg		56	40 - 130
Benzo[a]pyrene	664	335		ug/Kg		50	49 - 130
Benzo[b]fluoranthene	664	389		ug/Kg		59	37 - 130
Benzo[g,h,i]perylene	664	374		ug/Kg		56	32 - 130
Benzo[k]fluoranthene	664	369		ug/Kg		56	32 - 130
Chrysene	664	343		ug/Kg		52	41 - 130
Dibenz(a,h)anthracene	664	390		ug/Kg		59	27 - 130
Fluoranthene	664	384		ug/Kg		58	40 - 130
Fluorene	664	377		ug/Kg		57	40 - 130
Indeno[1,2,3-cd]pyrene	664	376		ug/Kg		57	30 - 130
1-Methylnaphthalene	664	371		ug/Kg		56	31 - 130

TestAmerica Savannah

QC Sample Results

Client: Oneida Total Integrated Enterprises LLC
 Project/Site: 35th Avenue Superfund Site

TestAmerica Job ID: 680-89513-2
 SDG: 68089513-2

Method: 8270C LL - Semivolatile Organic Compounds by GCMS - Low Levels (Continued)

Lab Sample ID: LCS 660-136774/2-A

Matrix: Solid

Analysis Batch: 136899

Client Sample ID: Lab Control Sample

Prep Type: Total/NA

Prep Batch: 136774

Analyte	Spike Added	LCS Result	LCS Qualifier	Unit	D	%Rec	%Rec. Limits
2-Methylnaphthalene	664	363		ug/Kg		55	33 - 130
Naphthalene	664	343		ug/Kg		52	36 - 130
Phenanthrene	664	350		ug/Kg		53	42 - 130
Pyrene	664	329		ug/Kg		50	44 - 130

Surrogate	LCS %Recovery	LCS Qualifier	Limits
<i>o</i> -Terphenyl	54		30 - 130

Lab Sample ID: 680-89513-23 MS

Matrix: Solid

Analysis Batch: 136899

Client Sample ID: CV1321A-CS

Prep Type: Total/NA

Prep Batch: 136774

Analyte	Sample Result	Sample Qualifier	Spike Added	MS Result	MS Qualifier	Unit	D	%Rec	%Rec. Limits
Acenaphthene	520	U	865	402	J	ug/Kg	☼	47	39 - 130
Acenaphthylene	38	J	865	425		ug/Kg	☼	45	38 - 130
Anthracene	70		865	453		ug/Kg	☼	44	37 - 130
Benzo[a]anthracene	310		865	738		ug/Kg	☼	50	40 - 130
Benzo[a]pyrene	240	F	865	579	F	ug/Kg	☼	39	49 - 130
Benzo[b]fluoranthene	450		865	779		ug/Kg	☼	38	37 - 130
Benzo[g,h,i]perylene	220		865	498		ug/Kg	☼	33	32 - 130
Benzo[k]fluoranthene	130		865	554		ug/Kg	☼	50	32 - 130
Chrysene	400	F	865	675	F	ug/Kg	☼	32	41 - 130
Dibenz(a,h)anthracene	64	J	865	452		ug/Kg	☼	45	27 - 130
Fluoranthene	420		865	797		ug/Kg	☼	43	40 - 130
Fluorene	21	J	865	411		ug/Kg	☼	45	40 - 130
Indeno[1,2,3-cd]pyrene	150		865	498		ug/Kg	☼	41	30 - 130
1-Methylnaphthalene	500		865	968		ug/Kg	☼	54	31 - 130
2-Methylnaphthalene	470		865	927		ug/Kg	☼	53	33 - 130
Naphthalene	270		865	718		ug/Kg	☼	52	36 - 130
Phenanthrene	490	F	865	844	F	ug/Kg	☼	41	42 - 130
Pyrene	360	F	865	717	F	ug/Kg	☼	41	44 - 130

Surrogate	MS %Recovery	MS Qualifier	Limits
<i>o</i> -Terphenyl	46		30 - 130

Lab Sample ID: 680-89513-23 MSD

Matrix: Solid

Analysis Batch: 136899

Client Sample ID: CV1321A-CS

Prep Type: Total/NA

Prep Batch: 136774

Analyte	Sample Result	Sample Qualifier	Spike Added	MSD Result	MSD Qualifier	Unit	D	%Rec	%Rec. Limits	RPD	Limit
Acenaphthene	520	U	865	514	J	ug/Kg	☼	59	39 - 130	24	40
Acenaphthylene	38	J	865	567		ug/Kg	☼	61	38 - 130	29	40
Anthracene	70		865	607		ug/Kg	☼	62	37 - 130	29	40
Benzo[a]anthracene	310		865	945		ug/Kg	☼	74	40 - 130	25	40
Benzo[a]pyrene	240	F	865	764		ug/Kg	☼	61	49 - 130	28	40
Benzo[b]fluoranthene	450		865	1090		ug/Kg	☼	74	37 - 130	33	40
Benzo[g,h,i]perylene	220		865	662		ug/Kg	☼	52	32 - 130	28	40
Benzo[k]fluoranthene	130		865	741		ug/Kg	☼	71	32 - 130	29	40

TestAmerica Savannah

QC Sample Results

Client: Oneida Total Integrated Enterprises LLC
 Project/Site: 35th Avenue Superfund Site

TestAmerica Job ID: 680-89513-2
 SDG: 68089513-2

Method: 8270C LL - Semivolatile Organic Compounds by GCMS - Low Levels (Continued)

Lab Sample ID: 680-89513-23 MSD

Matrix: Solid

Analysis Batch: 136899

Client Sample ID: CV1321A-CS

Prep Type: Total/NA

Prep Batch: 136774

Analyte	Sample	Sample	Spike	MSD	MSD	Unit	D	%Rec	%Rec.	RPD	Limit
	Result	Qualifier	Added	Result	Qualifier				Limits		
Chrysene	400	F	865	954		ug/Kg	*	64	41 - 130	34	40
Dibenz(a,h)anthracene	64	J	865	596		ug/Kg	*	61	27 - 130	27	40
Fluoranthene	420		865	1070		ug/Kg	*	75	40 - 130	29	40
Fluorene	21	J	865	585		ug/Kg	*	65	40 - 130	35	40
Indeno[1,2,3-cd]pyrene	150		865	617		ug/Kg	*	54	30 - 130	21	40
1-Methylnaphthalene	500		865	1140		ug/Kg	*	74	31 - 130	16	40
2-Methylnaphthalene	470		865	1170		ug/Kg	*	81	33 - 130	23	40
Naphthalene	270		865	858		ug/Kg	*	68	36 - 130	18	40
Phenanthrene	490	F	865	1060		ug/Kg	*	65	42 - 130	22	40
Pyrene	360	F	865	941		ug/Kg	*	67	44 - 130	27	40
				MSD	MSD						
Surrogate	%Recovery	Qualifier	Limits								
<i>o</i> -Terphenyl	62		30 - 130								

QC Association Summary

Client: Oneida Total Integrated Enterprises LLC
Project/Site: 35th Avenue Superfund Site

TestAmerica Job ID: 680-89513-2
SDG: 68089513-2

GC/MS Semi VOA

Prep Batch: 136752

Lab Sample ID	Client Sample ID	Prep Type	Matrix	Method	Prep Batch
680-89513-21	CV1197A-CS	Total/NA	Solid	3546	
680-89513-22	CV1197B-CS	Total/NA	Solid	3546	
680-89513-24	CV1321B-CS	Total/NA	Solid	3546	
680-89513-25	CV1321B-CSD	Total/NA	Solid	3546	
LCS 660-136752/2-A	Lab Control Sample	Total/NA	Solid	3546	
MB 660-136752/1-A	Method Blank	Total/NA	Solid	3546	

Prep Batch: 136774

Lab Sample ID	Client Sample ID	Prep Type	Matrix	Method	Prep Batch
680-89513-23	CV1321A-CS	Total/NA	Solid	3546	
680-89513-23 MS	CV1321A-CS	Total/NA	Solid	3546	
680-89513-23 MSD	CV1321A-CS	Total/NA	Solid	3546	
LCS 660-136774/2-A	Lab Control Sample	Total/NA	Solid	3546	
MB 660-136774/1-A	Method Blank	Total/NA	Solid	3546	

Analysis Batch: 136826

Lab Sample ID	Client Sample ID	Prep Type	Matrix	Method	Prep Batch
680-89513-21	CV1197A-CS	Total/NA	Solid	8270C LL	136752
680-89513-22	CV1197B-CS	Total/NA	Solid	8270C LL	136752
680-89513-24	CV1321B-CS	Total/NA	Solid	8270C LL	136752
680-89513-25	CV1321B-CSD	Total/NA	Solid	8270C LL	136752
LCS 660-136752/2-A	Lab Control Sample	Total/NA	Solid	8270C LL	136752
MB 660-136752/1-A	Method Blank	Total/NA	Solid	8270C LL	136752

Analysis Batch: 136899

Lab Sample ID	Client Sample ID	Prep Type	Matrix	Method	Prep Batch
680-89513-23	CV1321A-CS	Total/NA	Solid	8270C LL	136774
680-89513-23 MS	CV1321A-CS	Total/NA	Solid	8270C LL	136774
680-89513-23 MSD	CV1321A-CS	Total/NA	Solid	8270C LL	136774
LCS 660-136774/2-A	Lab Control Sample	Total/NA	Solid	8270C LL	136774
MB 660-136774/1-A	Method Blank	Total/NA	Solid	8270C LL	136774

General Chemistry

Analysis Batch: 136656

Lab Sample ID	Client Sample ID	Prep Type	Matrix	Method	Prep Batch
680-89513-21	CV1197A-CS	Total/NA	Solid	Moisture	
680-89513-22	CV1197B-CS	Total/NA	Solid	Moisture	
680-89513-23	CV1321A-CS	Total/NA	Solid	Moisture	
680-89513-23 MS	CV1321A-CS	Total/NA	Solid	Moisture	
680-89513-23 MSD	CV1321A-CS	Total/NA	Solid	Moisture	
680-89513-24	CV1321B-CS	Total/NA	Solid	Moisture	
680-89513-25	CV1321B-CSD	Total/NA	Solid	Moisture	

Lab Chronicle

Client: Oneida Total Integrated Enterprises LLC
 Project/Site: 35th Avenue Superfund Site

TestAmerica Job ID: 680-89513-2
 SDG: 68089513-2

Client Sample ID: CV1197A-CS

Lab Sample ID: 680-89513-21

Date Collected: 04/18/13 14:20

Matrix: Solid

Date Received: 04/19/13 08:50

Percent Solids: 85.1

Prep Type	Batch Type	Batch Method	Run	Dilution Factor	Batch Number	Prepared or Analyzed	Analyst	Lab
Total/NA	Prep	3546			136752	04/23/13 14:49	SC	TAL TAM
Total/NA	Analysis	8270C LL		4	136826	04/24/13 20:40	SCC	TAL TAM
Total/NA	Analysis	Moisture		1	136656	04/19/13 14:12	AG	TAL TAM

Client Sample ID: CV1197B-CS

Lab Sample ID: 680-89513-22

Date Collected: 04/18/13 14:30

Matrix: Solid

Date Received: 04/19/13 08:50

Percent Solids: 83.3

Prep Type	Batch Type	Batch Method	Run	Dilution Factor	Batch Number	Prepared or Analyzed	Analyst	Lab
Total/NA	Prep	3546			136752	04/23/13 14:49	SC	TAL TAM
Total/NA	Analysis	8270C LL		4	136826	04/24/13 21:03	SCC	TAL TAM
Total/NA	Analysis	Moisture		1	136656	04/19/13 14:12	AG	TAL TAM

Client Sample ID: CV1321A-CS

Lab Sample ID: 680-89513-23

Date Collected: 04/18/13 12:20

Matrix: Solid

Date Received: 04/19/13 08:50

Percent Solids: 76.6

Prep Type	Batch Type	Batch Method	Run	Dilution Factor	Batch Number	Prepared or Analyzed	Analyst	Lab
Total/NA	Prep	3546			136774	04/24/13 09:50	SC	TAL TAM
Total/NA	Analysis	8270C LL		4	136899	04/25/13 16:56	SCC	TAL TAM
Total/NA	Analysis	Moisture		1	136656	04/19/13 14:12	AG	TAL TAM

Client Sample ID: CV1321B-CS

Lab Sample ID: 680-89513-24

Date Collected: 04/18/13 12:30

Matrix: Solid

Date Received: 04/19/13 08:50

Percent Solids: 73.0

Prep Type	Batch Type	Batch Method	Run	Dilution Factor	Batch Number	Prepared or Analyzed	Analyst	Lab
Total/NA	Prep	3546			136752	04/23/13 14:49	SC	TAL TAM
Total/NA	Analysis	8270C LL		1	136826	04/24/13 21:26	SCC	TAL TAM
Total/NA	Analysis	Moisture		1	136656	04/19/13 14:12	AG	TAL TAM

Client Sample ID: CV1321B-CSD

Lab Sample ID: 680-89513-25

Date Collected: 04/18/13 12:30

Matrix: Solid

Date Received: 04/19/13 08:50

Percent Solids: 76.9

Prep Type	Batch Type	Batch Method	Run	Dilution Factor	Batch Number	Prepared or Analyzed	Analyst	Lab
Total/NA	Prep	3546			136752	04/23/13 14:49	SC	TAL TAM
Total/NA	Analysis	8270C LL		4	136826	04/24/13 21:48	SCC	TAL TAM
Total/NA	Analysis	Moisture		1	136656	04/19/13 14:12	AG	TAL TAM

Laboratory References:

TAL TAM = TestAmerica Tampa, 6712 Benjamin Road, Suite 100, Tampa, FL 33634, TEL (813)885-7427

TestAmerica Savannah

ANALYSIS REQUEST AND CHAIN OF CUSTODY RECORD

TestAmerica

THE LEADER IN ENVIRONMENTAL TESTING

TestAmerica Savannah
5102 LaRoche Avenue
Savannah, GA 31404

Website: www.testamericainc.com
Phone: (912) 354-7858
Fax: (912) 352-0165

Alternate Laboratory Name/Location
Test Am Tampa

Phone:
Fax:

PROJECT REFERENCE <i>35th Ave Removal</i>	PROJECT NO. <i>2005148-1356</i>	PROJECT LOCATION (STATE) <i>AL</i>	MATRIX TYPE	REQUIRED ANALYSIS	PAGE <i>2</i> OF <i>3</i>
--	------------------------------------	---------------------------------------	-------------	-------------------	---------------------------

(b) (6)	COMPOSITE (C) OR GRAB (G) INDICATE	AQUEOUS (WATER)	SOLID OR SEMISOLID	AIR	NONAQUEOUS LIQUID (OIL, SOLVENT, ...)	<i>LL PAN</i> <i>PCRA 8 Metals</i>	STANDARD REPORT DELIVERY <input type="radio"/>	DATE DUE _____
	PRESERVATIVE						EXPEDITED REPORT DELIVERY (SURCHARGE) <input type="radio"/>	DATE DUE _____

COMPANY CONTRACTING THIS WORK (if applicable)

SAMPLE		SAMPLE IDENTIFICATION <i>(b) limit 4.22.13</i>	COMPOSITE (C) OR GRAB (G) INDICATE	AQUEOUS (WATER)	SOLID OR SEMISOLID	AIR	NONAQUEOUS LIQUID (OIL, SOLVENT, ...)	REQUIRED ANALYSIS										NUMBER OF COOLERS SUBMITTED PER SHIPMENT:			
DATE	TIME							NUMBER OF CONTAINERS SUBMITTED										REMARKS			
<i>4-18-13</i>	<i>1335</i>	<i>CV 1150A-CS</i>	<i>C</i>	<i>X</i>			<i>X</i>														
	<i>1215</i>	<i>CV 1332A-CS</i>	<i>C</i>	<i>X</i>			<i>X</i>														
	<i>1225</i>	<i>CV 1332B-CS</i>	<i>C</i>	<i>X</i>			<i>X</i>														
	<i>1245</i>	<i>CV 1334A-CS</i>	<i>C</i>	<i>X</i>			<i>X</i>														
	<i>1300</i>	<i>CV 1334B-CS</i>	<i>C</i>	<i>X</i>			<i>X</i>														
	<i>1350</i>	<i>CV 0998A-CS</i>	<i>C</i>	<i>X</i>			<i>X</i>	<i>X</i>													
	<i>1310</i>	<i>CV 1087A-CS</i>	<i>C</i>	<i>X</i>			<i>X</i>	<i>X</i>													
	<i>1320</i>	<i>CV 1087B-CS</i>	<i>C</i>	<i>X</i>			<i>X</i>														
	<i>1420</i>	<i>CV 1197A-CS</i>	<i>C</i>	<i>X</i>			<i>X</i>														
	<i>1430</i>	<i>CV 1197B-CS</i>	<i>C</i>	<i>X</i>			<i>X</i>														
	<i>1220</i>	<i>CV 1321A-CS</i>	<i>C</i>	<i>X</i>			<i>X</i>	<i>X</i>													
	<i>1230</i>	<i>CV 1321B-CS</i>	<i>C</i>	<i>X</i>			<i>X</i>														

RELINQUISHED BY: (SIGNATURE) <i>[Signature]</i>	DATE <i>4-18-13</i>	TIME <i>1730</i>	RELINQUISHED BY: (SIGNATURE) <i>[Signature]</i>	DATE <i>4/19/13</i>	TIME <i>1730</i>	RELINQUISHED BY: (SIGNATURE)	DATE	TIME
RECEIVED BY: (SIGNATURE) <i>[Signature]</i>	DATE <i>4/19/13</i>	TIME <i>0850</i>	RECEIVED BY: (SIGNATURE)	DATE	TIME	RECEIVED BY: (SIGNATURE)	DATE	TIME

RECEIVED FOR LABORATORY BY: (SIGNATURE)	DATE	TIME	CUSTODY INTACT YES <input type="radio"/> NO <input type="radio"/>	CUSTODY SEAL NO.	SAVANNAH LOG NO.	LABORATORY REMARKS
---	------	------	---	------------------	------------------	--------------------

Page 45 of 20

4/30/13

ANALYSIS REQUEST AND CHAIN OF CUSTODY RECORD

TestAmerica

THE LEADER IN ENVIRONMENTAL TESTING

TestAmerica Savannah
5102 LaRoche Avenue
Savannah, GA 31404

Website: www.testamericainc.com
Phone: (912) 354-7858
Fax: (912) 352-0165

Alternate Laboratory Name/Location
Test Am Tampa

Phone:
Fax:

PROJECT REFERENCE <i>35th Ave. Renovation</i>	PROJECT NO. <i>2005148-1356</i>	PROJECT LOCATION (STATE) <i>AL</i>	MATRIX TYPE	REQUIRED ANALYSIS	PAGE <i>3</i>	OF <i>3</i>
--	------------------------------------	---------------------------------------	-------------	-------------------	------------------	----------------

<div style="font-size: 48px; color: red; font-weight: bold;">(b) (6)</div>	<div style="font-size: 48px; color: red; font-weight: bold;">(6)</div>	COMPOSITE (C) OR GRAB (G) INDICATE	AQUEOUS (WATER)	SOLID OR SEMISOLID	AIR	NONAQUEOUS LIQUID (OIL, SOLVENT, ...)	<i>LL PAH</i> <i>PCBAs/mercury</i>	STANDARD REPORT DELIVERY <input type="radio"/>	DATE DUE _____	EXPEDITED REPORT DELIVERY (SURCHARGE) <input type="radio"/>	DATE DUE _____
		PRESERVATIVE						NUMBER OF COOLERS SUBMITTED PER SHIPMENT:			

COMPANY CONTRACTING THIS WORK (if applicable)

SAMPLE		SAMPLE IDENTIFICATION	COMPOSITE (C) OR GRAB (G) INDICATE	AQUEOUS (WATER)	SOLID OR SEMISOLID	AIR	NONAQUEOUS LIQUID (OIL, SOLVENT, ...)	REQUIRED ANALYSIS										REMARKS			
DATE	TIME							NUMBER OF CONTAINERS SUBMITTED													
<i>4-18-13</i>	<i>1230</i>	<i>CV1321B - CSD</i>	<i>C</i>	<i>X</i>			<i>X</i>														
	<i>1350</i>	<i>CV0998A - CS (sieve)</i>	<i>C</i>	<i>X</i>				<i>X</i>													
	<i>1310</i>	<i>CV1087A - CS (sieve)</i>	<i>C</i>	<i>X</i>				<i>X</i>													
	<i>1220</i>	<i>CV1321A - CS (sieve)</i>	<i>C</i>	<i>X</i>				<i>X</i>													

RELINQUISHED BY: (SIGNATURE) <i>[Signature]</i>	DATE <i>4/18/13</i>	TIME <i>1730</i>	RELINQUISHED BY: (SIGNATURE) <i>[Signature]</i>	DATE <i>4/19/13</i>	TIME <i>1730</i>	RELINQUISHED BY: (SIGNATURE)	DATE	TIME
RECEIVED BY: (SIGNATURE) <i>[Signature]</i>	DATE <i>4/19/13</i>	TIME <i>0850</i>	RECEIVED BY: (SIGNATURE)	DATE	TIME	RECEIVED BY: (SIGNATURE)	DATE	TIME

LABORATORY USE ONLY						
RECEIVED FOR LABORATORY BY: (SIGNATURE)	DATE	TIME	CUSTODY INTACT YES <input type="radio"/> NO <input type="radio"/>	CUSTODY SEAL NO.	SAVANNAH LOG NO.	LABORATORY REMARKS

Page 16 of 20

4/30/2013



Login Sample Receipt Checklist

Client: Oneida Total Integrated Enterprises LLC

Job Number: 680-89513-2

SDG Number: 68089513-2

Login Number: 89513

List Number: 1

Creator: Daughtry, Beth

List Source: TestAmerica Savannah

Question	Answer	Comment
Radioactivity wasn't checked or is <=/ background as measured by a survey meter.	N/A	
The cooler's custody seal, if present, is intact.	True	
Sample custody seals, if present, are intact.	True	
The cooler or samples do not appear to have been compromised or tampered with.	True	
Samples were received on ice.	True	
Cooler Temperature is acceptable.	True	
Cooler Temperature is recorded.	True	
COC is present.	True	
COC is filled out in ink and legible.	True	
COC is filled out with all pertinent information.	True	
Is the Field Sampler's name present on COC?	N/A	
There are no discrepancies between the containers received and the COC.	True	
Samples are received within Holding Time.	True	
Sample containers have legible labels.	True	
Containers are not broken or leaking.	True	
Sample collection date/times are provided.	True	
Appropriate sample containers are used.	True	
Sample bottles are completely filled.	True	
Sample Preservation Verified.	N/A	
There is sufficient vol. for all requested analyses, incl. any requested MS/MSDs	True	
Containers requiring zero headspace have no headspace or bubble is <6mm (1/4").	True	
Multiphasic samples are not present.	True	
Samples do not require splitting or compositing.	True	
Residual Chlorine Checked.	N/A	



Login Sample Receipt Checklist

Client: Oneida Total Integrated Enterprises LLC

Job Number: 680-89513-2

SDG Number: 68089513-2

Login Number: 89513

List Number: 1

Creator: Snead, Joshua

List Source: TestAmerica Tampa

List Creation: 04/19/13 02:29 PM

Question	Answer	Comment
Radioactivity wasn't checked or is <=/ background as measured by a survey meter.	N/A	
The cooler's custody seal, if present, is intact.	True	
Sample custody seals, if present, are intact.	True	
The cooler or samples do not appear to have been compromised or tampered with.	True	
Samples were received on ice.	True	
Cooler Temperature is acceptable.	True	
Cooler Temperature is recorded.	True	
COC is present.	True	
COC is filled out in ink and legible.	True	
COC is filled out with all pertinent information.	True	
Is the Field Sampler's name present on COC?	True	
There are no discrepancies between the containers received and the COC.	True	
Samples are received within Holding Time.	True	
Sample containers have legible labels.	True	
Containers are not broken or leaking.	True	
Sample collection date/times are provided.	True	
Appropriate sample containers are used.	True	
Sample bottles are completely filled.	True	
Sample Preservation Verified.	N/A	
There is sufficient vol. for all requested analyses, incl. any requested MS/MSDs	True	
Containers requiring zero headspace have no headspace or bubble is <6mm (1/4").	N/A	
Multiphasic samples are not present.	True	
Samples do not require splitting or compositing.	True	
Residual Chlorine Checked.	N/A	

Certification Summary

Client: Oneida Total Integrated Enterprises LLC
 Project/Site: 35th Avenue Superfund Site

TestAmerica Job ID: 680-89513-2
 SDG: 68089513-2

Laboratory: TestAmerica Savannah

All certifications held by this laboratory are listed. Not all certifications are applicable to this report.

Authority	Program	EPA Region	Certification ID	Expiration Date
A2LA	DoD ELAP		0399-01	05-31-13
Alabama	State Program	4	41450	06-30-13
Alaska (UST)	State Program	10	UST-104	06-19-13
California	NELAP	9	3217CA	07-31-13
Colorado	State Program	8	N/A	12-31-13
Florida	NELAP	4	E87052	06-30-13
GA Dept. of Agriculture	State Program	4	N/A	12-31-13
Georgia	State Program	4	N/A	06-30-13
Georgia	State Program	4	803	06-30-13
Hawaii	State Program	9	N/A	06-30-13
Illinois	NELAP	5	200022	11-30-13
Indiana	State Program	5	N/A	06-30-13
Iowa	State Program	7	353	07-01-13
Kentucky	State Program	4	90084	12-31-12 *
Kentucky (UST)	State Program	4	18	03-31-13 *
Louisiana	NELAP	6	30690	06-30-13
Louisiana	NELAP	6	LA100015	12-31-13
Maine	State Program	1	GA00006	08-16-14
Maryland	State Program	3	250	12-31-13
Massachusetts	State Program	1	M-GA006	06-30-13
Michigan	State Program	5	9925	06-30-13
Mississippi	State Program	4	N/A	06-30-13
Montana	State Program	8	CERT0081	01-01-14
Nebraska	State Program	7	TestAmerica-Savannah	06-30-13
New Jersey	NELAP	2	GA769	06-30-13
New Mexico	State Program	6	N/A	06-30-13
New York	NELAP	2	10842	04-01-14
North Carolina DENR	State Program	4	269	12-31-13
North Carolina DHHS	State Program	4	13701	07-31-13
Oklahoma	State Program	6	9984	08-31-13
Pennsylvania	NELAP	3	68-00474	06-30-13
Puerto Rico	State Program	2	GA00006	01-01-14
South Carolina	State Program	4	98001	06-30-13
Tennessee	State Program	4	TN02961	06-30-13
Texas	NELAP	6	T104704185-08-TX	11-30-13
USDA	Federal		SAV 3-04	04-07-14
Virginia	NELAP	3	460161	06-14-13
Washington	State Program	10	C1794	06-10-13
West Virginia	State Program	3	9950C	12-31-13
West Virginia DEP	State Program	3	94	06-30-13
Wisconsin	State Program	5	999819810	08-31-13
Wyoming	State Program	8	8TMS-Q	06-30-13

Laboratory: TestAmerica Tampa

All certifications held by this laboratory are listed. Not all certifications are applicable to this report.

Authority	Program	EPA Region	Certification ID	Expiration Date
Alabama	State Program	4	40610	06-30-13
Florida	NELAP	4	E84282	06-30-13
Georgia	State Program	4	905	06-30-13

* Expired certification is currently pending renewal and is considered valid.

TestAmerica Savannah

Certification Summary

Client: Oneida Total Integrated Enterprises LLC
Project/Site: 35th Avenue Superfund Site

TestAmerica Job ID: 680-89513-2
SDG: 68089513-2

Laboratory: TestAmerica Tampa (Continued)

All certifications held by this laboratory are listed. Not all certifications are applicable to this report.

Authority	Program	EPA Region	Certification ID	Expiration Date
USDA	Federal		P330-11-00177	04-20-14

1

2

3

4

5

6

7

8

9

10

11

12