

**Data Validation Checklist  
Inorganic Analyses**

Project: 35<sup>TH</sup> Avenue Superfund Site  
 Laboratory: TestAmerica - Savannah, GA  
 Method: SW-846 6010C and 7471B  
 Matrix: Soil  
 Reviewer: Karen Marie Trujillo, URS Group, Inc.  
 Concurrence<sup>1</sup>: Martha Meyers-Lee, URS Group, Inc.

Project No: 15268508.20000  
 Job ID.: 680-89791-4  
 Associated Samples: Refer to Attachment A (Sample Summary)  
 Date Collected: 04/24/2013 through 04/26/13  
 Date: 05/22/2013  
 Date: 05/30/2013

Review Questions	Yes	No	N/A	Samples (Analytes) Affected/Comments	Flag
1. Were sample preservation requirements met? If pH of aqueous sample >2 and was not adjusted by laboratory prior to analysis, J- flag positive results and R- flag non-detect results.	✓				
2. Were all COC records signed and integrity seals intact, indicating that COC was maintained for all samples?	✓				
3. Were there any problems noted in laboratory data package concerning condition of samples upon receipt?	✓			There was a discrepancy between the sample ID on the container label (CV0709C-CS-SP (Sieve)) and COC record (CV0790C-CS-SP (Sieve)) for 680-89791-17. The sample was logged-in per the COC record as CV0790C-CS-SP (sieve).	
4. Do any soil/sediment samples contain more than 50% water? If yes, then results are to be reported on a wet-weight basis.		✓			
5. Have any technical holding times, determined from date of collection to date of analysis, been exceeded? (Hg: ≤28 days, other metals: ≤6 months). If not, then J- flag positive results and R- flag non-detect aqueous results.		✓			
6. Were results for all project-specified target analytes reported?	✓				
7. Were project-specified Reporting Limits achieved for undiluted sample analyses?		✓		The MDL (0.59 mg/Kg) for arsenic is greater than the Resident Soil RSL (0.39 mg/Kg). A RSL does not exist for total chromium; however, the total chromium MDL (0.5 mg/Kg) is greater than the hexavalent chromium Resident Soil RSL (0.29 mg/Kg).	
8. Were method blank (MB) prepared at the appropriate frequency (one per 20 samples, batch, matrix, and level)?	✓				
9. Was a calibration blank (ICB/CCB) analyzed at the beginning, after every 10 <sup>th</sup> sample, and at the end of each analytical run?	✓				

<sup>1</sup> Independent technical reviewer

## Data Validation Checklist (Continued)

Review Questions	Yes	No	N/A	Samples (Analytes) Affected/Comments	Flag
10. Were target analytes detected in the method and/or calibration blanks?	✓			Except arsenic, target analytes were not detected in the method blanks. Arsenic was detected during the SW-846 6010C analysis of method blank MB 680-274956/1-B at 0.772 mg/Kg (RL 2, MDL 0.59). Calibration blanks were not evaluated.	
11. Were target analytes reported in equipment/rinsate blanks analyses above the DL?	✓			According to the QAPP, a rinsate blank is to be collected after each decontamination event, which occurs once per week per the client. Rinsate blank 042313-RB-Sieve (680-89695-35) was collected during the week of 4/22/13. The rinsate blank was analyzed for metals by EPA Methods 200.7 and 245.1 under Test America Job ID 680-89695-3. Lead was detected during the EPA 200.7 analysis of the rinsate blank at 120 µg/L (RL 10, MDL 4.0).	
12. Were contaminants detected in samples below the blank contamination action level? <ul style="list-style-type: none"> <li>○ If blank result &gt; RL, <ul style="list-style-type: none"> <li>• Flag sample results ≤ RL with a U</li> <li>• Flag positive sample results &gt; RL and ≤10x blank result , as J+ positive results</li> </ul> </li> <li>○ If blank result ≤RL, <ul style="list-style-type: none"> <li>• Flag sample results ≤ RL with a U</li> <li>• Flag positive sample results &gt; RL and &lt;10x blank result , as J+ positive results</li> </ul> </li> </ul>		✓		An evaluation of the effect of blank contamination on soil sample results was based on method and rinsate blank results, and not calibration blank results.  Blank contamination action levels (BCALs) were developed for arsenic and lead by multiplying the amount observed in the blanks by a factor of 10. Sample-specific BCALs were developed by taking into account sample preparation factors, dilution factors, and percent solids (refer to <b>Attachment B</b> ). Qualification of data is not warranted, as all sample results were greater than sample-specific BCALs.	
13. Are there negative laboratory blank results with the absolute value ≤RL? If yes, then flag positive and non-detect sample results that are < 10x absolute blank value as J- and UJ, respectively.			✓		
14. Was a field duplicate analyzed?			✓		
15. Was precision deemed acceptable as defined by the project plans?			✓		
16. Were initial and continuing calibration standards analyzed at the lab/project-specified frequency for each instrument?	✓			<ul style="list-style-type: none"> <li>• 6010C: 05/02/2013-05/03/2013, instrument ICPF. One blank and one standard initially</li> </ul>	

**Data Validation Checklist (Continued)**

Review Questions	Yes	No	N/A	Samples (Analytes) Affected/Comments	Flag
<ul style="list-style-type: none"> <li>○ 6010C:                             <ul style="list-style-type: none"> <li>● ICAL: Blank and one standard</li> <li>● ICV initially, and CCV every 10<sup>th</sup> sample and at the end of the analytical run</li> <li>● Lower Limit of Quantitation Check Sample (CRI) to be analyzed after establishing lower laboratory reporting limits and as needed</li> </ul> </li> <li>○ 7471A:                             <ul style="list-style-type: none"> <li>● ICAL: Blank and five standards</li> <li>● ICV initially, and CCV every 10<sup>th</sup> sample and at the end of the analytical run</li> </ul> </li> <li>○ 7196A:                             <ul style="list-style-type: none"> <li>● ICAL: Blank and minimum of five standards</li> <li>● ICV initially, and CCV every 10<sup>th</sup> sample (15<sup>th</sup> per Method) and at the end of the analytical run</li> </ul> </li> </ul>				<ul style="list-style-type: none"> <li>● 7471B: 05/06/2013-05/07/2013, instrument LEEMAN2. 6-Point ICAL per analytical batch. ICV initially, CCV every 10 samples and at end of run. CRI after initial calibration blank analysis.</li> </ul>	
<p>17. Were these results within lab/project specifications?</p> <ul style="list-style-type: none"> <li>○ 6010C                             <ul style="list-style-type: none"> <li>● ICV/CCV (Criteria: 90-110%R):                                     <ul style="list-style-type: none"> <li>▪ If %R &lt;75, then J- flag positive results and R-flag non-detects</li> <li>▪ If 75-89%R, then J- flag positive results and UJ flag non-detects</li> <li>▪ If 111-125%R, then J flag positive results</li> <li>▪ If &gt;125%R, then J+ flag positive results</li> <li>▪ If &gt;160%R, then R flag positive results</li> </ul> </li> <li>● CRI (Method: 70-130%R, Laboratory: 50-150%R; Project: 50-150%R for Sb, Pb, and Tl, and 70-130%R for all other analytes):                                     <ul style="list-style-type: none"> <li>▪ If CRI %R &lt;50 (&lt;30% for Sb, Pb, TL), then R flag results ≤ 2x RL and J flag positive results &gt;2x RL</li> <li>▪ If CRI %R 50-69% (30-49% for Sb, Pb, TL), then J- and UJ flag positive results &lt;2x RL and ND, respectively</li> <li>▪ If CRI %R &gt;130% and ≤180% (&gt;150%, but ≤200% for Sb, Pb, TL), then J+ flag positive results &lt;2x RL</li> <li>▪ If CRI %R &gt;180% (&gt;200% for Sb, Pb, TL), then R flag positive results</li> </ul> </li> </ul> </li> <li>○ 7471A                             <ul style="list-style-type: none"> <li>● ICV/CCV (Criteria: 80-120%R):                                     <ul style="list-style-type: none"> <li>▪ If correlation coefficients &lt;0.995, then J and UJ flag positive and non-detect results.</li> <li>▪ If %R &lt;65, then J- flag positive results and R-flag non-detects</li> <li>▪ If 65-79%R, then J- flag positive results and UJ flag non-</li> </ul> </li> </ul> </li> </ul>	✓			Mercury correlation coefficient associated with the ICAL of 05/06/2013 is 0.9999546 (page 624)	

Data Validation Checklist (Continued)

Review Questions	Yes	No	N/A	Samples (Analytes) Affected/Comments	Flag
<ul style="list-style-type: none"> <li>detects                             <ul style="list-style-type: none"> <li>▪ If 121-135%R, then J flag positive results</li> <li>▪ If &gt;135%R, then J+ flag positive results</li> <li>▪ If &gt;170%R, then R flag positive results</li> </ul> </li> <li>• CRI (Method: Not required, Laboratory: 50-150%R, Project: 70-130%R):                             <ul style="list-style-type: none"> <li>▪ If CRI %R &lt;50, then R flag results ≤ 2x RL and J flag positive results &gt;2x RL</li> <li>▪ If CRI %R 50-69%, then J- and UJ flag positive results &lt;2x RL and ND, respectively</li> <li>▪ If CRI %R &gt;130% and ≤180%, then J+ flag positive results &lt;2x RL</li> <li>▪ If CRI %R &gt;180%, then R flag positive result</li> </ul> </li> <li>○ 7196A:                             <ul style="list-style-type: none"> <li>• ICV/CCV (Criteria: 90-110%R):                                     <ul style="list-style-type: none"> <li>▪ If correlation coefficients &lt;0.995, then J and UJ flag positive and non-detect results.</li> <li>▪ If %R &lt;65, then J- flag positive results and R-flag non-detects</li> <li>▪ If 65-90%R, then J- flag positive results and UJ flag non-detects</li> <li>▪ If 110-135%R, then J flag positive results</li> <li>▪ If &gt;135%R, then J+ flag positive results</li> <li>▪ If &gt;170%R, then R flag positive results</li> </ul> </li> </ul> </li> </ul>					
18. Was the interference check sample (ICS) analyzed at the beginning of each ICP analytical run?	✓				
19. Are ICS recoveries within 80-120% of the true value? If not, qualify data as follows when native Al, Fe, Ca, and Mg sample concentrations are equal to or greater than the ICS spiking level: <ul style="list-style-type: none"> <li>○ If &gt;120%R (or &gt;true value plus 2x CRQL), J+ flag positive results</li> <li>○ If 50-79%R (or less than true value – 2x the CRQL), J- flag positive results and UJ flag non-detects</li> <li>○ If &lt;50%R, J- flag positive results and R-flag non-detects</li> </ul>	✓				
20. Was a LCS analyzed for each preparation batch (one per 20 samples per matrix and level)?	✓				
21. Did LCS recoveries meet method/laboratory/project (80-120%R) specifications? <ul style="list-style-type: none"> <li>○ Soil:                             <ul style="list-style-type: none"> <li>• LCS result &gt; Upper control limit (UCL): J+ flag positive results</li> <li>• LCS result &lt; Lower control limit (LCL): J- flag positive results and UJ flag non-detects</li> </ul> </li> </ul>	✓				

## Data Validation Checklist (Continued)

Review Questions	Yes	No	N/A	Samples (Analytes) Affected/Comments	Flag
<ul style="list-style-type: none"> <li>○ Aqueous: <ul style="list-style-type: none"> <li>• If &lt;50%R, then J- and R flag positive and ND results, respectively</li> <li>• If 50-LCL%R, J- and UJ flag positive and ND results, respectively</li> <li>• &gt;UCL: J+ Flag positive results</li> <li>• &gt;150%R: R Flag results</li> </ul> </li> </ul>					
22. Was the RPD between LCS and LCSD results within method/laboratory /project control limits ( $\leq 20\%$ RPD)? If not, J and UJ flag positive and non-detect results, respectively			✓	LCS only	
23. Was a Matrix Spike (MS) and Matrix Spike Duplicate (MSD) analyzed once per preparation batch?	✓				
24. Is the MS and MSD parent sample a project-specific sample?	✓	✓		<ul style="list-style-type: none"> <li>• 6010C, Prep Batch 274956: 680-89791-2 (HP0200B-CS-SP), MS/MSD</li> <li>• 7471B, Prep Batch 275370: 680-89791-2 (HP0200B-CS-SP), MS/MSD</li> </ul>	
25. Was a post-digestion spike (PDS) analysis conducted when MS and/or MSD results did not meet control limits (Note: PDS is not required for silver)?	✓			6010C: 680-89791-2 (HP0200B-CS-SP)	
26. For all analytes with sample concentration $< 4 \times$ spike concentration, are spike recoveries within method (6010C: 75-125%R MS/MSD and 80-120%R PDS; 7471B: 80-120%R MS/MSD and PDS not required), laboratory (MS, MSD, and PDS: 75-125%R), and project (as noted below) specifications? <i>Only QC results for project samples that are reported under this Job ID are evaluated.</i> If not, ○ 6010C: <ul style="list-style-type: none"> <li>• If MS %R <math>&lt; 30</math> and PDS %R <math>&lt; 75</math>, then J- and R Flag positive and ND results, respectively</li> <li>• If MS %R <math>&lt; 30</math> and PDS %R <math>&gt; 75</math>, then J flag positive and UJ flag non-detect results</li> <li>• If MS and MSD %R 30-74 and PDS%R <math>&lt; 75</math>, then J- flag positive and UJ flag non-detect results</li> <li>• If MS and MSD %R 30-74 and PDS%R <math>\geq 75</math>, then J flag positive and UJ flag non-detect results</li> <li>• If MS, MSD, and PDS %R <math>&gt; 125</math>, J+ flag positive results</li> </ul>		✓		HP0200B-CS-SP (680-89791-2): <ul style="list-style-type: none"> <li>• 6010C: <ul style="list-style-type: none"> <li>○ Arsenic MS and MSD @ 147 and 10 %R (75-125). Qualification of data not required based on MS and MSD results<sup>2</sup>. PDS @ 98 %R (75-125).</li> <li>○ Barium MS and MSD @ 24 and 3 %R (75-125). An evaluation of interference is not possible based on MS and MSD results<sup>3</sup>. PDS @ 91%R (75-125).</li> <li>○ Cadmium MS and MSD @ 64 and 101 %R (75-125). Qualification of data not required based on MS and MSD results<sup>2</sup>. PDS recovery (91%) fell within control limits (75-125).</li> <li>○ Chromium MS and MSD @ 361 and -17 %R (75-125). An evaluation of interference</li> </ul> </li> </ul>	

<sup>2</sup> The recovery of either the MS or MSD met control limits.

<sup>3</sup> The native sample concentration is greater than 4x the MS/MSD spiking level. In addition, the native lead sample concentration is greater than 4x the PDS spiking level.

## Data Validation Checklist (Continued)

Review Questions	Yes	No	N/A	Samples (Analytes) Affected/Comments	Flag
<ul style="list-style-type: none"> <li>• If MS and MSD %R &gt;125 and PDS %R ≤125, then J flag positive results</li> <li>• If MS and MSD %R &lt;30 and no PDS, then J- flag positive and R-flag non-detect results</li> <li>• If MS and MSD %R 30-74 and no PDS, then J- and UJ flag positive and non-detect results, respectively</li> <li>• If MS and MSD %R &gt;125 and no PDS, then J+ flag positive results</li> <li>○ 7471B: <ul style="list-style-type: none"> <li>• If MS %R &lt;30, then J- and R Flag positive and ND results, respectively</li> <li>• If MS and MSD %R 30-74, then J- flag positive and UJ flag non-detect results</li> <li>• If MS and MSD %R &gt;125, then J+ flag positive results</li> </ul> </li> </ul>				<p>is not possible based on MS and MSD results<sup>3</sup>. PDS @ 90 %R (75-125).</p> <ul style="list-style-type: none"> <li>○ Lead MS and MSD @ -22,171 and -19,966 %R (75-125). PDS @ 68%R (75-125). An evaluation of interference is not possible<sup>3</sup>.</li> <li>○ Selenium MS and MSD @ 65 and 74 %R (75-125). PDS @ 95 %R (75-125). J Flag positive result.</li> <li>○ Silver MS and MSD @ 95 and 7 %R (75-125). Qualification of data not required based on MS and MSD results<sup>2</sup>. PDS @ 87 %R (75-125).</li> </ul> <ul style="list-style-type: none"> <li>• 7471B: Mercury @ 157 and 245 %R (80-120). An evaluation of interference is not possible<sup>3</sup>.</li> </ul>	
<p>27. Were laboratory/project (≤20%RPD) criteria met for precision during the MS and MSD analysis? <i>Only QC results for project samples that are reported under this Job ID are evaluated.</i></p> <ul style="list-style-type: none"> <li>○ If RPD &gt;20%, J and UJ flag positive and non-detect results.</li> </ul>		✓		<p>HP0200B-CS-SP (680-89791-2):</p> <ul style="list-style-type: none"> <li>• Arsenic @ 45%RPD (≤20). J Flag</li> <li>• Chromium @ 60%RPD (≤20). An evaluation of interference is not possible based on MS and MSD results<sup>3</sup>.</li> <li>• Silver @ 25%RPD (≤20). J Flag</li> </ul>	J
28. Was a serial dilution conducted for 6010C?	✓			6010C: 680-89791-2 (HP0200B-CS-SP)	
29. Is the serial dilution parent sample a project-specific sample?	✓			See above	
<p>30. Is the percent difference between the serially diluted result and undiluted result less 10% (for those analytes with native concentrations greater than 50x the DL)? <i>Only QC results for project samples that are reported under this Job ID are evaluated.</i></p> <ul style="list-style-type: none"> <li>○ If %D &gt;10, J and UJ flag positive and non-detect results, respectively.</li> </ul>	✓				
31. Was a laboratory duplicate analyzed?		✓			
32. Was the lab duplicate analysis conducted on a project-specific sample?			✓		
<p>33. Were criteria for laboratory/project precision met? <i>Only QC results for project samples that are reported under this Job ID are evaluated.</i></p> <ul style="list-style-type: none"> <li>○ If RPD values &gt;20% (35% for soil/sediment) or absolute</li> </ul>			✓		

## Data Validation Checklist (Continued)

Review Questions	Yes	No	N/A	Samples (Analytes) Affected/Comments	Flag
difference > RL (2x RL for soil/sediment), then J and UJ flag positive and non-detect results, respectively.					
34. Were lab comments included in report? If yes, summarize contents or attach a copy of the narrative.	✓			Refer to <b>Attachment C</b> (Case Narrative)	
<p><b>Comments:</b> The data validation was conducted in accordance with the <i>Non-Industrial Use Property Sampling Event QAPP for the 35th Avenue Removal Site, Birmingham, Alabama, Revision 1</i> (OTIE, October 2012). The data review process was modeled after the <i>USEPA Contract Laboratory Program (CLP) National Functional Guidelines (NFG) for Inorganic Data Review</i> (EPA 540-R-04-004, October 2004). Sample results have been qualified based on the results of the data review process (<b>Attachment D</b>). Criteria for acceptability of data were based upon available site information, analytical method requirements, guidance documents, and professional judgment.</p>					

**DV Flag Definitions:**

- J- The result is an estimated quantity, but the result may be biased low.
- J The result is an estimated quantity. The associated numerical value is the approximate concentration of the analyte in the sample.
- J+ The result is an estimated quantity, but the result may be biased high.
- R The data are unusable. The sample results are rejected due to serious deficiencies in meeting Quality Control (QC) criteria. The analyte may or may not be present in the sample.
- U The analyte was analyzed for, but was not detected above the associated level; blank contamination may exist.
- UJ The analyte was analyzed for, but was not detected. The reported limit is approximate and may be inaccurate or imprecise.

**ATTACHMENT A**  
**SAMPLE SUMMARY**



# Sample Summary

Client: Oneida Total Integrated Enterprises LLC  
Project/Site: 35th Avenue Superfund Site

TestAmerica Job ID: 680-89791-4  
SDG: 68089791-4

Lab Sample ID	Client Sample ID	Matrix	Collected	Received
680-89791-1	HP0200A-CS-SP	Solid	04/24/13 10:17	04/27/13 08:25
680-89791-2	HP0200B-CS-SP	Solid	04/24/13 10:30	04/27/13 08:25
680-89791-7	CV1342B-CS-SP	Solid	04/24/13 11:27	04/27/13 08:25
680-89791-15	CV0790C-CS-SP	Solid	04/24/13 13:54	04/27/13 08:25
680-89791-16	CV1342B-CS-SP (sieve)	Solid	04/24/13 11:27	04/27/13 08:25
680-89791-17	CV0790C-CS-SP (sieve)	Solid	04/24/13 13:54	04/27/13 08:25
680-89791-21	CV0752B-CS-SP	Solid	04/25/13 09:13	04/27/13 08:25
680-89791-30	CV1227C-CS	Solid	04/25/13 10:50	04/27/13 08:25
680-89791-32	CV1228B-CS	Solid	04/25/13 11:20	04/27/13 08:25
680-89791-50	CV1142B-CS	Solid	04/26/13 08:51	04/27/13 08:25
680-89791-55	CV1142B-CS (sieve)	Solid	04/26/13 08:51	04/27/13 08:25
680-89791-56	CV1227C-CS (sieve)	Solid	04/25/13 10:50	04/27/13 08:25
680-89791-57	CV1228B-CS (sieve)	Solid	04/25/13 11:20	04/27/13 08:25
680-89791-58	CV0752B-CS-SP (sieve)	Solid	04/25/13 09:13	04/27/13 08:25

**ATTACHMENT C**

**BLANK CONTAMINATION EVALUATION**

Sample-Specific Blank Contamination Action Levels

Attachment B

6010C:					HP0200B-CS-SP	CV1342B-CS-SP	CV0790C-CS-SP	CV1342B-CS-SP (sieve)	CV0790C-CS-SP (sieve)	CV0752B-CS-SP	CV1227C-CS	CV1228B-CS
Sample ID:												
Lab Sample ID:	680-89791-2	680-89791-7	680-89791-15	680-89791-16	680-89791-17	680-89791-21	680-89791-30	680-89791-32				
%S:	84.1	81.1	74.2	81.0	80.9	80.8	70.7	77.5				
DF:	10	1	1	1	1	1	1	1				
Wt, g:	1.03	1.08	1.14	1.08	1.07	1.11	1.02	1.03				
Analyte	RL, µg/L	042313-RB-Sieve, µg/L	Maximum Amount Detected <sup>1</sup> , µg/L	Vol, ml:	100	100	100	100	100	100	100	100
				Action Level <sup>2</sup> , µg/L	Sample-Specific Blank Contamination Action Levels, mg/Kg							
Lead (Pb)	10	120	120	1200	1,385	137	142	137	139	134	166	150
<b>Reported Sample Result, mg/Kg:</b>					2,900	240	220	240	220	380	380	310
<b>Reporting Limit, mg/Kg:</b>					12	1.1	1.2	1.1	1.2	1.1	1.4	1.3
<b>Blank Contamination Action:</b>					None <sup>3</sup>	None <sup>3</sup>	None <sup>3</sup>	None <sup>3</sup>	None <sup>3</sup>	None <sup>3</sup>	None <sup>3</sup>	None <sup>3</sup>

					HP0200B-CS-SP	CV1342B-CS-SP	CV0790C-CS-SP	CV1342B-CS-SP (sieve)	CV0790C-CS-SP (sieve)	CV0752B-CS-SP	CV1227C-CS	CV1228B-CS
Sample ID:												
Lab Sample ID:	680-89791-2	680-89791-7	680-89791-15	680-89791-16	680-89791-17	680-89791-21	680-89791-30	680-89791-32				
%S:	84.1	81.1	74.2	81.0	80.9	80.8	70.7	77.5				
DF:	1	1	1	1	1	1	1	1				
Analyte	RL, mg/Kg	MB 680-274956/1-B, mg/Kg	Amount Detected <sup>1</sup> , mg/Kg	Action Level <sup>2</sup> , mg/Kg	Sample-Specific Blank Contamination Action Levels, mg/Kg							
				Arsenic (As)	2	0.772	0.772	7.72	9.2	9.5	10.4	9.5
<b>Reported Sample Result, mg/Kg:</b>					26	24	53	24	36	29	34	33
<b>Reporting Limit, mg/Kg:</b>					2.3	2.3	2.4	2.3	2.3	2.2	2.8	2.5
<b>Blank Contamination Action:</b>					None <sup>3</sup>	None <sup>3</sup>	None <sup>3</sup>	None <sup>3</sup>	None <sup>3</sup>	None <sup>3</sup>	None <sup>3</sup>	None <sup>3</sup>

Sample-Specific Blank Contamination Action Levels

6010C:					Sample ID:	CV1142B-CS (sieve)	CV1227C-CS (sieve)	CV1228B-CS (sieve)	CV0752B-CS- SP (sieve)
					Lab Sample ID:	680-89791-50	680-89791-55	680-89791-56	680-89791-58
					%S:	79.0	76.7	78.2	89.0
					DF:	1	1	1	1
					Wt, g:	1.16	1.12	1.04	1.01
Analyte	RL, µg/L	042313-RB- Sieve, µg/L	Maximum Amount Detected <sup>1</sup> , µg/L	Vol, ml:	100	100	100	100	100
				Action Level <sup>2</sup> , µg/L					
Lead (Pb)	10	120	120	1200	131	140	148	154	133
<b>Reported Sample Result, mg/Kg:</b>					280	280	320	410	410
<b>Reporting Limit, mg/Kg:</b>					1.1	1.2	1.2	1.3	1.1
<b>Blank Contamination Action:</b>					None <sup>3</sup>	None <sup>3</sup>	None <sup>3</sup>	None <sup>3</sup>	None <sup>3</sup>

					Sample ID:	CV1142B-CS (sieve)	CV1227C-CS (sieve)	CV1228B-CS (sieve)	CV0752B-CS- SP (sieve)
					Lab Sample ID:	680-89791-50	680-89791-55	680-89791-56	680-89791-58
					%S:	79.0	76.7	78.2	89.0
					DF:	1	1	1	1
Analyte	RL, mg/Kg	MB 680- 274956/1-B, mg/Kg	Amount Detected <sup>1</sup> , mg/Kg	Action Level <sup>2</sup> , mg/Kg					
				Arsenic (As)	2	0.772	0.772	7.72	9.8
<b>Reported Sample Result, mg/Kg:</b>					30	26	30	31	25
<b>Reporting Limit, mg/Kg:</b>					2.2	2.3	2.5	2.6	2.2
<b>Blank Contamination Action:</b>					None <sup>3</sup>	None <sup>3</sup>	None <sup>3</sup>	None <sup>3</sup>	None <sup>3</sup>

## Sample-Specific Blank Contamination Action Levels

## Attachment B

Rinsate blank results reported in micrograms per liter ( $\mu\text{g/L}$ ). Laboratory blank results and sample-specific blank contamination action levels reported in milligrams per kilogram ( $\text{mg/Kg}$ ).

<sup>1</sup> Maximum amount detected in among all blanks

<sup>2</sup> Maximum amount detected in blanks multiplied by a factor of 10

<sup>3</sup> Qualification of data is not warranted, because the sample concentration is greater than the sample-specific BCAL

### Blank Contamination Actions:

- o If blank result  $> \text{RL}$ ,
  - Flag sample results  $\leq \text{RL}$  with a U
  - Flag positive sample results  $> \text{RL}$  and  $\leq 10\text{x}$  blank result , as J+ positive results
- o If blank result  $\leq \text{RL}$ ,
  - Flag sample results  $\leq \text{RL}$  with a U
  - Flag positive sample results  $> \text{RL}$  and  $\leq 10\text{x}$  blank result , as J+ positive results

**ATTACHMENT C**

**CASE NARRATIVE**

## Case Narrative

Client: Oneida Total Integrated Enterprises LLC  
Project/Site: 35th Avenue Superfund Site

TestAmerica Job ID: 680-89791-4  
SDG: 68089791-4

**Job ID: 680-89791-4**

**Laboratory: TestAmerica Savannah**

Narrative

### CASE NARRATIVE

**Client: Oneida Total Integrated Enterprises LLC**

**Project: 35th Avenue Superfund Site**

**Report Number: 680-89791-4**

With the exceptions noted as flags or footnotes, standard analytical protocols were followed in the analysis of the samples and no problems were encountered or anomalies observed. In addition all laboratory quality control samples were within established control limits, with any exceptions noted below. Each sample was analyzed to achieve the lowest possible reporting limit within the constraints of the method. In some cases, due to interference or analytes present at high concentrations, samples were diluted. For diluted samples, the reporting limits are adjusted relative to the dilution required.

Calculations are performed before rounding to avoid round-off errors in calculated results.

All holding times were met and proper preservation noted for the methods performed on these samples, unless otherwise detailed in the individual sections below.

#### RECEIPT

The samples were received on 04/27/2013; the samples arrived in good condition, properly preserved and on ice. The temperatures of the 2 coolers at receipt time were 2.4° C and 2.8° C.

The container label for the following sample did not match the information listed on the Chain-of-Custody (COC): CV0790C-CS-SP (sieve) (680-89791-17). The container labels list CV0709C-CS-SP(Sieve). The COC lists CV0790C-CS-SP(Sieve).

#### PESTICIDES AND PCBS

Samples HP0200A-CS-SP (680-89791-1) and HP0200B-CS-SP (680-89791-2) were analyzed for Pesticides and PCBs in accordance with EPA SW-846 Method 8081B\_8082A. The samples were prepared on 05/01/2013 and analyzed on 05/07/2013.

Samples HP0200A-CS-SP (680-89791-1)[25X] and HP0200B-CS-SP (680-89791-2)[100X] required dilution prior to analysis. The reporting limits have been adjusted accordingly.

This method incorporates 2nd column confirmation. Corrective action is not taken for surrogate/spike compounds unless results from both columns are unacceptable. Results outside criteria are qualified.

Surrogates recovered outside the surrogate recovery criteria for HP0200A-CS-SP (680-89791-1), HP0200B-CS-SP (680-89791-2), and associated MS/MSD

PCB-1016 and PCB-1260 recovered outside the recovery criteria for the MS/MSD of sample HP0200B-CS-SPMS (680-89791-2) in batch 680-275897.

No other difficulties were encountered during the Pesticides and PCBs analyses.

All other quality control parameters were within the acceptance limits.

#### METALS (ICP)

Samples HP0200B-CS-SP (680-89791-2), CV1342B-CS-SP (680-89791-7), CV0790C-CS-SP (680-89791-15), CV1342B-CS-SP (sieve) (680-89791-16), CV0790C-CS-SP (sieve) (680-89791-17), CV0752B-CS-SP (680-89791-21), CV1227C-CS (680-89791-30), CV1228B-CS (680-89791-32), CV1142B-CS (680-89791-50), CV1142B-CS (sieve) (680-89791-55), CV1227C-CS (sieve) (680-89791-56), CV1228B-CS (sieve) (680-89791-57) and CV0752B-CS-SP (sieve) (680-89791-58) were analyzed for Metals (ICP) in accordance with EPA SW-846 Method 6010C. The samples were prepared on 04/30/2013 and analyzed on 05/03/2013.

## Case Narrative

Client: Oneida Total Integrated Enterprises LLC  
Project/Site: 35th Avenue Superfund Site

TestAmerica Job ID: 680-89791-4  
SDG: 68089791-4

---

### Job ID: 680-89791-4 (Continued)

---

#### Laboratory: TestAmerica Savannah (Continued)

Sample HP0200B-CS-SP (680-89791-2)[10X] required dilution prior to analysis. The reporting limits have been adjusted accordingly.

Arsenic was detected in method blank MB 680-274956/1-B at a level that was above the method detection limit but below the reporting limit. The value should be considered an estimate, and has been flagged "J". If the associated sample reported a result above the MDL and/or RL, the result has been "B" flagged. Refer to the QC report for details.

Several analytes recovered outside the recovery criteria for the MS/MSD of sample HP0200B-CS-SP (680-89791-2) in batch 680-275458. Arsenic, Chromium and Silver exceeded the rpd limit.

No other difficulties were encountered during the metals analyses.

All other quality control parameters were within the acceptance limits.

#### **TOTAL MERCURY**

Samples HP0200B-CS-SP (680-89791-2), CV1342B-CS-SP (680-89791-7), CV0790C-CS-SP (680-89791-15), CV1342B-CS-SP (sieve) (680-89791-16), CV0790C-CS-SP (sieve) (680-89791-17), CV0752B-CS-SP (680-89791-21), CV1227C-CS (680-89791-30), CV1228B-CS (680-89791-32), CV1142B-CS (680-89791-50), CV1142B-CS (sieve) (680-89791-55), CV1227C-CS (sieve) (680-89791-56), CV1228B-CS (sieve) (680-89791-57) and CV0752B-CS-SP (sieve) (680-89791-58) were analyzed for total mercury in accordance with EPA SW-846 Method 7471B. The samples were prepared on 05/03/2013 and analyzed on 05/06/2013 and 05/07/2013.

Samples HP0200B-CS-SP (680-89791-2)[5X], CV1342B-CS-SP (680-89791-7)[5X], CV1342B-CS-SP (sieve) (680-89791-16)[5X] and CV1228B-CS (680-89791-32)[5X] required dilution prior to analysis. The reporting limits have been adjusted accordingly.

Mercury recovered outside the recovery criteria for the MS/MSD of sample HP0200B-CS-SP (680-89791-2) in batch 680-275744.

The presence of the '4' qualifier in the data indicates analytes where the concentration in the unspiked sample exceeded four times the spiking amount.



**ATTACHMENT D**  
**QUALIFIED SAMPLE RESULTS**

1A-IN  
INORGANIC ANALYSIS DATA SHEET  
METALS

Client Sample ID: HP0200B-CS-SP Lab Sample ID: 680-89791-2  
 Lab Name: TestAmerica Savannah Job No.: 680-89791-4  
 SDG ID.: 68089791-4  
 Matrix: Solid Date Sampled: 04/24/2013 10:30  
 Reporting Basis: DRY Date Received: 04/27/2013 08:25  
 % Solids: 84.1

CAS No.	Analyte	Result	RL	MDL	Units	C	Q	DIL	Method
7440-38-2	Arsenic	26	2.3	0.68	mg/Kg		<del>E</del> J	1	6010C
7440-39-3	Barium	300	1.2	0.35	mg/Kg			1	6010C
7440-43-9	Cadmium	6.4	0.58	0.12	mg/Kg			1	6010C
7440-47-3	Chromium	54	1.2	0.58	mg/Kg			1	6010C
7439-92-1	Lead	2900	12	6.1	mg/Kg			10	6010C
7782-49-2	Selenium	2.0	2.9	1.2	mg/Kg	<del>J</del>	J	1	6010C
7440-22-4	Silver	18	1.2	0.11	mg/Kg		J	1	6010C
7439-97-6	Mercury	0.48	0.11	0.045	mg/Kg			5	7471B

Sample results have been qualified by URS in accordance with the Non-Industrial Use Property Sampling Event QAPP for the 35<sup>th</sup> Avenue Removal Site, Birmingham, Alabama, Revision 1 (OTIE, October 2012)

1A-IN  
INORGANIC ANALYSIS DATA SHEET  
METALS

Client Sample ID: CV1342B-CS-SP

Lab Sample ID: 680-89791-7

Lab Name: TestAmerica Savannah

Job No.: 680-89791-4

SDG ID.: 68089791-4

Matrix: Solid

Date Sampled: 04/24/2013 11:27

Reporting Basis: DRY

Date Received: 04/27/2013 08:25

% Solids: 81.1

CAS No.	Analyte	Result	RL	MDL	Units	C	Q	DIL	Method
7440-38-2	Arsenic	24	2.3	0.67	mg/Kg		<del>E</del>	1	6010C
7440-39-3	Barium	330	1.1	0.34	mg/Kg			1	6010C
7440-43-9	Cadmium	1.6	0.57	0.11	mg/Kg			1	6010C
7440-47-3	Chromium	69	1.1	0.57	mg/Kg			1	6010C
7439-92-1	Lead	240	1.1	0.61	mg/Kg			1	6010C
7782-49-2	Selenium	2.9	2.9	1.1	mg/Kg	U		1	6010C
7440-22-4	Silver	1.1	1.1	0.11	mg/Kg	U		1	6010C
7439-97-6	Mercury	0.91	0.11	0.044	mg/Kg			5	7471B

Sample results have been qualified by URS in accordance with the Non-Industrial Use Property Sampling Event QAPP for the 35<sup>th</sup> Avenue Removal Site, Birmingham, Alabama, Revision 1 (OTIE, October 2012)

1A-IN  
INORGANIC ANALYSIS DATA SHEET  
METALS

Client Sample ID: CV0790C-CS-SP Lab Sample ID: 680-89791-15  
 Lab Name: TestAmerica Savannah Job No.: 680-89791-4  
 SDG ID.: 68089791-4  
 Matrix: Solid Date Sampled: 04/24/2013 13:54  
 Reporting Basis: DRY Date Received: 04/27/2013 08:25  
 % Solids: 74.2

CAS No.	Analyte	Result	RL	MDL	Units	C	Q	DIL	Method
7440-38-2	Arsenic	53	2.4	0.70	mg/Kg		<del>P</del>	1	6010C
7440-39-3	Barium	1100	1.2	0.35	mg/Kg			1	6010C
7440-43-9	Cadmium	0.40	0.59	0.12	mg/Kg	J		1	6010C
7440-47-3	Chromium	75	1.2	0.59	mg/Kg			1	6010C
7439-92-1	Lead	220	1.2	0.63	mg/Kg			1	6010C
7782-49-2	Selenium	2.1	3.0	1.2	mg/Kg	J		1	6010C
7440-22-4	Silver	1.2	1.2	0.11	mg/Kg	U		1	6010C
7439-97-6	Mercury	0.39	0.025	0.010	mg/Kg			1	7471B

Sample results have been qualified by URS in accordance with the Non-Industrial Use Property Sampling Event QAPP for the 35<sup>th</sup> Avenue Removal Site, Birmingham, Alabama, Revision 1 (OTIE, October 2012)

1A-IN  
INORGANIC ANALYSIS DATA SHEET  
METALS

Client Sample ID: CV1342B-CS-SP (sieve)

Lab Sample ID: 680-89791-16

Lab Name: TestAmerica Savannah

Job No.: 680-89791-4

SDG ID.: 68089791-4

Matrix: Solid

Date Sampled: 04/24/2013 11:27

Reporting Basis: DRY

Date Received: 04/27/2013 08:25

% Solids: 81.0

CAS No.	Analyte	Result	RL	MDL	Units	C	Q	DIL	Method
7440-38-2	Arsenic	24	2.3	0.67	mg/Kg		<del>P</del>	1	6010C
7440-39-3	Barium	320	1.1	0.34	mg/Kg			1	6010C
7440-43-9	Cadmium	1.7	0.57	0.11	mg/Kg			1	6010C
7440-47-3	Chromium	62	1.1	0.57	mg/Kg			1	6010C
7439-92-1	Lead	240	1.1	0.61	mg/Kg			1	6010C
7782-49-2	Selenium	2.9	2.9	1.1	mg/Kg	U		1	6010C
7440-22-4	Silver	1.1	1.1	0.11	mg/Kg	U		1	6010C
7439-97-6	Mercury	0.79	0.11	0.044	mg/Kg			5	7471B

Sample results have been qualified by URS in accordance with the Non-Industrial Use Property Sampling Event QAPP for the 35<sup>th</sup> Avenue Removal Site, Birmingham, Alabama, Revision 1 (OTIE, October 2012)



1A-IN  
INORGANIC ANALYSIS DATA SHEET  
METALS

Client Sample ID: CV0752B-CS-SP Lab Sample ID: 680-89791-21  
 Lab Name: TestAmerica Savannah Job No.: 680-89791-4  
 SDG ID.: 68089791-4  
 Matrix: Solid Date Sampled: 04/25/2013 09:13  
 Reporting Basis: DRY Date Received: 04/27/2013 08:25  
 % Solids: 80.8

CAS No.	Analyte	Result	RL	MDL	Units	C	Q	DIL	Method
7440-38-2	Arsenic	29	2.2	0.66	mg/Kg		<del>P</del>	1	6010C
7440-39-3	Barium	270	1.1	0.33	mg/Kg			1	6010C
7440-43-9	Cadmium	2.3	0.56	0.11	mg/Kg			1	6010C
7440-47-3	Chromium	76	1.1	0.56	mg/Kg			1	6010C
7439-92-1	Lead	380	1.1	0.59	mg/Kg			1	6010C
7782-49-2	Selenium	2.8	2.8	1.1	mg/Kg	U		1	6010C
7440-22-4	Silver	1.1	1.1	0.11	mg/Kg	U		1	6010C
7439-97-6	Mercury	0.42	0.023	0.0096	mg/Kg			1	7471B

Sample results have been qualified by URS in accordance with the Non-Industrial Use Property Sampling Event QAPP for the 35<sup>th</sup> Avenue Removal Site, Birmingham, Alabama, Revision 1 (OTIE, October 2012)

1A-IN  
INORGANIC ANALYSIS DATA SHEET  
METALS

Client Sample ID: CV1227C-CS Lab Sample ID: 680-89791-30  
 Lab Name: TestAmerica Savannah Job No.: 680-89791-4  
 SDG ID.: 68089791-4  
 Matrix: Solid Date Sampled: 04/25/2013 10:50  
 Reporting Basis: DRY Date Received: 04/27/2013 08:25  
 % Solids: 70.7

CAS No.	Analyte	Result	RL	MDL	Units	C	Q	DIL	Method
7440-38-2	Arsenic	34	2.8	0.82	mg/Kg		<del>P</del>	1	6010C
7440-39-3	Barium	410	1.4	0.42	mg/Kg			1	6010C
7440-43-9	Cadmium	2.9	0.69	0.14	mg/Kg			1	6010C
7440-47-3	Chromium	47	1.4	0.69	mg/Kg			1	6010C
7439-92-1	Lead	380	1.4	0.73	mg/Kg			1	6010C
7782-49-2	Selenium	3.5	3.5	1.4	mg/Kg	U		1	6010C
7440-22-4	Silver	0.15	1.4	0.13	mg/Kg	J		1	6010C
7439-97-6	Mercury	0.34	0.027	0.011	mg/Kg			1	7471B

Sample results have been qualified by URS in accordance with the Non-Industrial Use Property Sampling Event QAPP for the 35<sup>th</sup> Avenue Removal Site, Birmingham, Alabama, Revision 1 (OTIE, October 2012)



1A-IN  
INORGANIC ANALYSIS DATA SHEET  
METALS

Client Sample ID: CV1228B-CS Lab Sample ID: 680-89791-32  
 Lab Name: TestAmerica Savannah Job No.: 680-89791-4  
 SDG ID.: 68089791-4  
 Matrix: Solid Date Sampled: 04/25/2013 11:20  
 Reporting Basis: DRY Date Received: 04/27/2013 08:25  
 % Solids: 77.5

CAS No.	Analyte	Result	RL	MDL	Units	C	Q	DIL	Method
7440-38-2	Arsenic	33	2.5	0.74	mg/Kg		<del>P</del>	1	6010C
7440-39-3	Barium	330	1.3	0.38	mg/Kg			1	6010C
7440-43-9	Cadmium	1.1	0.63	0.13	mg/Kg			1	6010C
7440-47-3	Chromium	68	1.3	0.63	mg/Kg			1	6010C
7439-92-1	Lead	310	1.3	0.66	mg/Kg			1	6010C
7782-49-2	Selenium	3.1	3.1	1.3	mg/Kg	U		1	6010C
7440-22-4	Silver	1.3	1.3	0.12	mg/Kg	U		1	6010C
7439-97-6	Mercury	1.4	0.11	0.045	mg/Kg			5	7471B

Sample results have been qualified by URS in accordance with the Non-Industrial Use Property Sampling Event QAPP for the 35<sup>th</sup> Avenue Removal Site, Birmingham, Alabama, Revision 1 (OTIE, October 2012)

1A-IN  
INORGANIC ANALYSIS DATA SHEET  
METALS

Client Sample ID: CV1142B-CS Lab Sample ID: 680-89791-50  
 Lab Name: TestAmerica Savannah Job No.: 680-89791-4  
 SDG ID.: 68089791-4  
 Matrix: Solid Date Sampled: 04/26/2013 08:51  
 Reporting Basis: DRY Date Received: 04/27/2013 08:25  
 % Solids: 79.0

CAS No.	Analyte	Result	RL	MDL	Units	C	Q	DIL	Method
7440-38-2	Arsenic	30	2.2	0.64	mg/Kg		<del>P</del>	1	6010C
7440-39-3	Barium	240	1.1	0.33	mg/Kg			1	6010C
7440-43-9	Cadmium	1.3	0.55	0.11	mg/Kg			1	6010C
7440-47-3	Chromium	61	1.1	0.55	mg/Kg			1	6010C
7439-92-1	Lead	280	1.1	0.58	mg/Kg			1	6010C
7782-49-2	Selenium	2.7	2.7	1.1	mg/Kg	U		1	6010C
7440-22-4	Silver	0.16	1.1	0.10	mg/Kg	J		1	6010C
7439-97-6	Mercury	0.36	0.023	0.0093	mg/Kg			1	7471B

Sample results have been qualified by URS in accordance with the Non-Industrial Use Property Sampling Event QAPP for the 35<sup>th</sup> Avenue Removal Site, Birmingham, Alabama, Revision 1 (OTIE, October 2012)

1A-IN  
INORGANIC ANALYSIS DATA SHEET  
METALS

Client Sample ID: CV1142B-CS (sieve) Lab Sample ID: 680-89791-55  
 Lab Name: TestAmerica Savannah Job No.: 680-89791-4  
 SDG ID.: 68089791-4  
 Matrix: Solid Date Sampled: 04/26/2013 08:51  
 Reporting Basis: DRY Date Received: 04/27/2013 08:25  
 % Solids: 76.7

CAS No.	Analyte	Result	RL	MDL	Units	C	Q	DIL	Method
7440-38-2	Arsenic	26	2.3	0.69	mg/Kg		<del>Q</del>	1	6010C
7440-39-3	Barium	250	1.2	0.35	mg/Kg			1	6010C
7440-43-9	Cadmium	1.3	0.58	0.12	mg/Kg			1	6010C
7440-47-3	Chromium	62	1.2	0.58	mg/Kg			1	6010C
7439-92-1	Lead	280	1.2	0.62	mg/Kg			1	6010C
7782-49-2	Selenium	2.9	2.9	1.2	mg/Kg	U		1	6010C
7440-22-4	Silver	0.11	1.2	0.11	mg/Kg	J		1	6010C
7439-97-6	Mercury	0.36	0.024	0.0097	mg/Kg			1	7471B

Sample results have been qualified by URS in accordance with the Non-Industrial Use Property Sampling Event QAPP for the 35<sup>th</sup> Avenue Removal Site, Birmingham, Alabama, Revision 1 (OTIE, October 2012)

1A-IN  
INORGANIC ANALYSIS DATA SHEET  
METALS

Client Sample ID: CV1227C-CS (sieve) Lab Sample ID: 680-89791-56  
 Lab Name: TestAmerica Savannah Job No.: 680-89791-4  
 SDG ID.: 68089791-4  
 Matrix: Solid Date Sampled: 04/25/2013 10:50  
 Reporting Basis: DRY Date Received: 04/27/2013 08:25  
 % Solids: 78.2

CAS No.	Analyte	Result	RL	MDL	Units	C	Q	DIL	Method
7440-38-2	Arsenic	30	2.5	0.73	mg/Kg		<del>P</del>	1	6010C
7440-39-3	Barium	470	1.2	0.37	mg/Kg			1	6010C
7440-43-9	Cadmium	2.8	0.62	0.12	mg/Kg			1	6010C
7440-47-3	Chromium	45	1.2	0.62	mg/Kg			1	6010C
7439-92-1	Lead	320	1.2	0.65	mg/Kg			1	6010C
7782-49-2	Selenium	3.1	3.1	1.2	mg/Kg	U		1	6010C
7440-22-4	Silver	0.26	1.2	0.12	mg/Kg	J		1	6010C
7439-97-6	Mercury	0.36	0.023	0.0095	mg/Kg			1	7471B

Sample results have been qualified by URS in accordance with the Non-Industrial Use Property Sampling Event QAPP for the 35<sup>th</sup> Avenue Removal Site, Birmingham, Alabama, Revision 1 (OTIE, October 2012)

1A-IN  
INORGANIC ANALYSIS DATA SHEET  
METALS

Client Sample ID: CV1228B-CS (sieve)

Lab Sample ID: 680-89791-57

Lab Name: TestAmerica Savannah

Job No.: 680-89791-4

SDG ID.: 68089791-4

Matrix: Solid

Date Sampled: 04/25/2013 11:20

Reporting Basis: DRY

Date Received: 04/27/2013 08:25

% Solids: 78.0

CAS No.	Analyte	Result	RL	MDL	Units	C	Q	DIL	Method
7440-38-2	Arsenic	31	2.6	0.76	mg/Kg		<del>P</del>	1	6010C
7440-39-3	Barium	350	1.3	0.38	mg/Kg			1	6010C
7440-43-9	Cadmium	1.7	0.64	0.13	mg/Kg			1	6010C
7440-47-3	Chromium	79	1.3	0.64	mg/Kg			1	6010C
7439-92-1	Lead	410	1.3	0.68	mg/Kg			1	6010C
7782-49-2	Selenium	3.2	3.2	1.3	mg/Kg	U		1	6010C
7440-22-4	Silver	1.3	1.3	0.12	mg/Kg	U		1	6010C
7439-97-6	Mercury	0.56	0.023	0.0094	mg/Kg			1	7471B

Sample results have been qualified by URS in accordance with the Non-Industrial Use Property Sampling Event QAPP for the 35<sup>th</sup> Avenue Removal Site, Birmingham, Alabama, Revision 1 (OTIE, October 2012)

1A-IN  
INORGANIC ANALYSIS DATA SHEET  
METALS

Client Sample ID: CV0752B-CS-SP (sieve)

Lab Sample ID: 680-89791-58

Lab Name: TestAmerica Savannah

Job No.: 680-89791-4

SDG ID.: 68089791-4

Matrix: Solid

Date Sampled: 04/25/2013 09:13

Reporting Basis: DRY

Date Received: 04/27/2013 08:25

% Solids: 89.0

CAS No.	Analyte	Result	RL	MDL	Units	C	Q	DIL	Method
7440-38-2	Arsenic	25	2.2	0.66	mg/Kg		<del>E</del>	1	6010C
7440-39-3	Barium	340	1.1	0.33	mg/Kg			1	6010C
7440-43-9	Cadmium	2.7	0.56	0.11	mg/Kg			1	6010C
7440-47-3	Chromium	84	1.1	0.56	mg/Kg			1	6010C
7439-92-1	Lead	410	1.1	0.59	mg/Kg			1	6010C
7782-49-2	Selenium	2.8	2.8	1.1	mg/Kg	U		1	6010C
7440-22-4	Silver	1.1	1.1	0.11	mg/Kg	U		1	6010C
7439-97-6	Mercury	0.27	0.021	0.0085	mg/Kg			1	7471B

Sample results have been qualified by URS in accordance with the Non-Industrial Use Property Sampling Event QAPP for the 35<sup>th</sup> Avenue Removal Site, Birmingham, Alabama, Revision 1 (OTIE, October 2012)

## Data Validation Checklist Semivolatile Organic Analyses

Project: 35<sup>TH</sup> Avenue Superfund Site  
 Laboratory: TestAmerica - Savannah, GA<sup>1</sup>  
 Method: SW-846 8081B/8082A (PCBs)  
 Matrix: Soil  
 Reviewer: Nicole Lancaster, URS Group, Inc.  
 Concurrence<sup>2</sup>: Martha Meyers-Lee, URS Group, Inc.

Project No: 15268508.20000  
 Job ID.: 680-89791-4  
 Associated Samples: Refer to **Attachment A** (Sample Summary)  
 Date Collected: 04/24/2013 through 04/26/2013  
 Date: 06/05/2013  
 Date: 06/06/2013

Review Questions	Yes	No	N/A	Samples (Analytes) Affected/Comments	Flag
1. Were sample storage and preservation requirements met? If temperature >6°C, then J/UJ-flag results.	✓				
2. Were all COC records signed and integrity seals intact, indicating that COC was maintained for all samples?	✓				
3. Were there any problems noted in laboratory data package concerning condition of samples upon receipt?		✓			
4. Do any soil samples contain more than 50% water? If yes, then results are to be reported on a wet-weight basis.		✓			
5. Were holding times met (≤7 and 14 days from collection to extraction for aqueous and solid samples, respectively; ≤40 days from extraction to analysis)? If not, then J/UJ-flag sample results. If grossly (2x) exceeded, then flag J/R.	✓				
6. Were results for all project-specified target analytes reported?	✓				
7. Were project-specified Reporting Limits achieved for undiluted sample analyses?	✓				
8. Were samples with analyte concentrations exceeding the calibration range of the instrument re-analyzed at a higher dilution? If not, then J-flag sample result.			✓		
9. Was a method blank extracted with each batch (i.e., one per 20 samples, per batch, per matrix and per level)?	✓				
10. Were target analytes detected in the method blank?		✓			
11. Were target analytes detected in equipment/rinsate blanks?			✓		

<sup>1</sup> All analytical work subcontracted to TestAmerica of Tallahassee, FL

<sup>2</sup> Independent technical reviewer

## Data Validation Checklist (Continued)

Review Questions	Yes	No	N/A	Samples (Analytes) Affected/Comments	Flag
12. Are equipment/rinsate blanks associated with every sample? If no, note in DV report.			✓	According to the QAPP, a rinsate blank is to be collected after each decontamination event, which occurs once per week per the client. Rinsate blank 050113-RB-Bowls&Spoons (680-89896-23) was collected during the week of 04/29/2013 (refer to Test America Job ID 680-89896-1 and 2); however, it was not analyzed for PCBs.	
13. Were analytes detected in samples below the blank contamination action level? If yes, U-flag positive sample results <5x associated blank concentration (10x for common blank contaminants – phthalates)			✓	Blank contamination does not exist	
14. Is a field duplicate associated with this Job?		✓			
15. Was precision deemed acceptable as defined by the project plans?			✓		
16. Were DFTPP ion abundance criteria (i.e., Table 3 of SW-846 8270C) met? If no, professional judgment may be applied to determine to what extent the data may be utilized.			✓		
17. Were samples analyzed within 12 hours of the DFTPP tune? If no, professional judgment may be applied to determine to what extent the data may be utilized.			✓		
18. Were initial and continuing calibration standards analyzed at the proper frequency for each instrument? <ul style="list-style-type: none"> <li>Ensure that a minimum of five standards are used for the initial calibration. If no, use professional judgment to determine the effect on the data and note in the reviewer narrative.</li> <li>An initial calibration is to be associated with each sample analysis.</li> <li>A continuing calibration standard is to be analyzed for every 12 hours of sample analysis per instrument.</li> </ul>	✓			Instrument ID: SGZ <ul style="list-style-type: none"> <li>Initial Calibration: 05/04/2013 (6-point curve for 1016/1260 and single point for all others on Columns 1 and 2)</li> <li>ICV: 05/05/2013 @19:01 (680-275673/42) (1016/1260)</li> <li>CCV: 05/07/2013 @11:38 (680-275897/1) (1016/1260)</li> <li>CCV: 05/07/2013 @19:51 (680-275897/10) (1016/1260)</li> </ul> Quantitation is based on the PCB 1016/1260 standards, which were analyzed at the proper frequency.	
19. Were calibration results within laboratory/project specifications? <p><b>8082A</b></p> <ul style="list-style-type: none"> <li>ICAL (Criteria: Minimum 5-point curve for PCB 1016 and 1260; single point for all other PCBs detected in a sample;</li> </ul>	✓				



## Data Validation Checklist (Continued)

Review Questions	Yes	No	N/A	Samples (Analytes) Affected/Comments	Flag
<p>≤20 mean %RSD)</p> <ul style="list-style-type: none"> <li>○ If %RSD&gt;20, then J-flag positive results and UJ-flag non-detects</li> <li>• CCV (Criteria: ≤20%D) <ul style="list-style-type: none"> <li>○ If %D&gt;20, then J-flag positive results and UJ-flag non-detects</li> </ul> </li> </ul>					
20. A DDT/Endrin check standard was analyzed at the beginning of each 12-hour shift to verify the breakdown of each compound. The percent breakdown of DDT and Endrin was less than 15 on each column during all check standard analyses.			✓	SW-846 8081B only	
21. Sample results were confirmed using a second gas chromatograph column of dissimilar stationary phase and the %D between results was less than 40 for all detected analytes.		✓		%D between columns was greater than 40% during the following sample analyses: <ul style="list-style-type: none"> <li>• HP0200A-CS-SP (680-89791-1): PCB-1254 (44.0 %RPD)</li> <li>• HP0200B-CS-SP (680-89791-2): <ul style="list-style-type: none"> <li>○ PCB-1254 (122.9 %RPD)</li> <li>○ PCB-1260 (50.2 %RPD)</li> </ul> </li> </ul> <p>The lower result has been reported by the laboratory. Flag results with J.</p>	J
22. Was a LCS prepared for each batch and matrix?	✓				
23. Were LCS recoveries within lab control limits? If no, J-flag positive results when %R >Upper Control Limit (UCL) and J/R-flag results when %R <Lower Control Limit (LCL).	✓				
24. Were LCS/LCSD RPD within lab specifications? If no, J-flag positive results and UJ-flag non-detects			✓	LCS only	
25. Was a MS/MSD pair extracted at the proper frequency (one per 20 samples per batch)?	✓				
26. Is the MS/MSD parent sample a project-specific sample?	✓			Prep Batch 275119: 680-89791-2 (HP0200B-CS-SP), MS/MSD	
27. Were MS/MSD recoveries within laboratory/project specifications? <i>Only QC results for project samples are evaluated.</i> <ul style="list-style-type: none"> <li>• If the native sample concentration &gt; 4x spiking level, then an evaluation of interference is not possible.</li> <li>• If either MS or MSD recovery meets control limits, qualification of data is not warranted.</li> <li>• MS and MSD %R&lt;10: J and R Flag positive and ND</li> </ul>		✓		HP0200B-CS-SP (680-89791-2): <ul style="list-style-type: none"> <li>• PCB-1016 @0 and 0%R (43-130). Zero recovery due to sample dilution; qualification of data is not warranted.</li> <li>• PCB-1260 @ -485 and -573%R (45-130). Qualification of data is not warranted, because the native sample concentration is greater than 4x the MS and MSD spiking level.</li> </ul>	

## Data Validation Checklist (Continued)

Review Questions	Yes	No	N/A	Samples (Analytes) Affected/Comments	Flag
<p>results, respectively</p> <ul style="list-style-type: none"> <li>MS and MSD %R &gt;10 and &lt;LCL: J-Flag positive and UJ-flag non-detect results</li> <li>MS and MSD R% &gt;UCL: J-Flag positive results</li> </ul>					
<p>28. Were laboratory criteria met for precision during the MS/MSD analysis? <i>Only QC results for project samples are evaluated.</i></p> <ul style="list-style-type: none"> <li>If the native sample concentration &gt; 4x spiking level, then an evaluation of interference is not possible.</li> <li>If %RPD &gt; UCL, J-flag positive result and UJ-flag non-detect result</li> </ul>	✓				
<p>29. Were surrogate recoveries within lab/project specifications?</p> <ul style="list-style-type: none"> <li>If %R &lt;10, then J-flag positive and R-flag non-detect associated sample results</li> <li>If %R ≥10%, but &lt;LCL, then J-flag positive results and UJ-flag non-detect results</li> <li>If %R &gt;UCL, then J-flag positive results</li> </ul>		✓		HP0200A-CS-SP (680-89791-1) and HP0200B-CS-SP (680-89791-2): Surrogates tetrachloro-m-xylene and decachlorobiphenyl were not recovered on both columns. Qualification of results is not warranted, because of sample dilution.	
<p>30. Were internal standard (IS) results within lab/project specifications?</p> <ul style="list-style-type: none"> <li>If IS area counts are less than 50% of the midpoint calibration standard, then J-flag positive and UJ-flag non-detect associated sample results</li> <li>If IS area counts are greater than 100% of the midpoint calibration standard, then J-flag positive results</li> <li>If extremely low area counts are reported or performance exhibits a major abrupt drop-off, then a severe loss of sensitivity is indicated, J-flag positive and R-flag non-detect results</li> <li>If retention time of sample's internal standard is not within 30 seconds of the associated calibration standard, R-flag associated data.</li> <li>The chromatographic profile for that sample must be examined to determine if any false positives or negatives exists. For shifts of large magnitude, the reviewer may consider partial or total rejection of the data for that sample fraction. Positive results need not be qualified as R, if mass spectral criteria are met.</li> </ul>	✓				
<p>31. Were lab comments included in report?</p>	✓			Refer to <b>Attachment B</b> (Case Narrative)	

**Data Validation Checklist (Continued)**

Review Questions	Yes	No	N/A	Samples (Analytes) Affected/Comments	Flag
<p><b>Comments:</b> The data validation was conducted in accordance with the <i>Non-Industrial Use Property Sampling Event QAPP for the 35th Avenue Removal Site, Birmingham, Alabama, Revision 1</i> (OTIE, October 2012). The data review process was modeled after the <i>USEPA Contract Laboratory Program (CLP) National Functional Guidelines (NFG) for Organic Methods Data Review</i> (EPA, October 1999) and <i>USEPA CLP NFG for Low Concentration Organic Methods Data Review</i> (EPA, June 2001). Sample results have been qualified based on the results of the data review process (<b>Attachment C</b>). Criteria for acceptability of data were based upon available site information, analytical method requirements, guidance documents, and professional judgment.</p>					

**DV Flag Definitions:**

- J The analyte was positively identified; the associated numerical value is the approximate concentration of the analyte in the sample.
- R The sample results are unusable. The analyte may or may not be present in the sample.
- U The analyte was analyzed for, but was not detected above the associated level; blank contamination may exist.
- UJ The analyte was not detected above the limit, and the limit is approximate and may be inaccurate or imprecise.

**ATTACHMENT A**  
**SAMPLE SUMMARY**

## SAMPLE SUMMARY

Client: Oneida Total Integrated Enterprises LLC

Job Number: 680-89791-4

Sdg Number: 68089791-4

<b>Lab Sample ID</b>	<b>Client Sample ID</b>	<b>Client Matrix</b>	<b>Date/Time Sampled</b>	<b>Date/Time Received</b>
680-89791-1	HP0200A-CS-SP	Solid	04/24/2013 1017	04/27/2013 0825
680-89791-2	HP0200B-CS-SP	Solid	04/24/2013 1030	04/27/2013 0825
680-89791-2MS	HP0200B-CS-SP	Solid	04/24/2013 1030	04/27/2013 0825
680-89791-2MSD	HP0200B-CS-SP	Solid	04/24/2013 1030	04/27/2013 0825
680-89791-7	CV1342B-CS-SP	Solid	04/24/2013 1127	04/27/2013 0825
680-89791-15	CV0790C-CS-SP	Solid	04/24/2013 1354	04/27/2013 0825
680-89791-16	CV1342B-CS-SP (sieve)	Solid	04/24/2013 1127	04/27/2013 0825
680-89791-17	CV0790C-CS-SP (sieve)	Solid	04/24/2013 1354	04/27/2013 0825
680-89791-21	CV0752B-CS-SP	Solid	04/25/2013 0913	04/27/2013 0825
680-89791-30	CV1227C-CS	Solid	04/25/2013 1050	04/27/2013 0825
680-89791-32	CV1228B-CS	Solid	04/25/2013 1120	04/27/2013 0825
680-89791-50	CV1142B-CS	Solid	04/26/2013 0851	04/27/2013 0825
680-89791-55	CV1142B-CS (sieve)	Solid	04/26/2013 0851	04/27/2013 0825
680-89791-56	CV1227C-CS (sieve)	Solid	04/25/2013 1050	04/27/2013 0825
680-89791-57	CV1228B-CS (sieve)	Solid	04/25/2013 1120	04/27/2013 0825
680-89791-58	CV0752B-CS-SP (sieve)	Solid	04/25/2013 0913	04/27/2013 0825

**ATTACHMENT B**  
**CASE NARRATIVE**

## CASE NARRATIVE

**Client: Oneida Total Integrated Enterprises LLC**

**Project: 35th Avenue Superfund Site**

**Report Number: 680-89791-4**

With the exceptions noted as flags or footnotes, standard analytical protocols were followed in the analysis of the samples and no problems were encountered or anomalies observed. In addition all laboratory quality control samples were within established control limits, with any exceptions noted below. Each sample was analyzed to achieve the lowest possible reporting limit within the constraints of the method. In some cases, due to interference or analytes present at high concentrations, samples were diluted. For diluted samples, the reporting limits are adjusted relative to the dilution required.

Calculations are performed before rounding to avoid round-off errors in calculated results.

All holding times were met and proper preservation noted for the methods performed on these samples, unless otherwise detailed in the individual sections below.

### RECEIPT

The samples were received on 04/27/2013; the samples arrived in good condition, properly preserved and on ice. The temperatures of the 2 coolers at receipt time were 2.4° C and 2.8° C.

The container label for the following sample did not match the information listed on the Chain-of-Custody (COC): CV0790C-CS-SP (sieve) (680-89791-17). The container labels list CV0709C-CS-SP(Sieve). The COC lists CV0790C-CS-SP(Sieve).

### PESTICIDES AND PCBS

Samples HP0200A-CS-SP (680-89791-1) and HP0200B-CS-SP (680-89791-2) were analyzed for Pesticides and PCBs in accordance with EPA SW-846 Method 8081B\_8082A. The samples were prepared on 05/01/2013 and analyzed on 05/07/2013.

Samples HP0200A-CS-SP (680-89791-1)[25X] and HP0200B-CS-SP (680-89791-2)[100X] required dilution prior to analysis. The reporting limits have been adjusted accordingly.

This method incorporates 2nd column confirmation. Corrective action is not taken for surrogate/spike compounds unless results from both columns are unacceptable. Results outside criteria are qualified.

Surrogates recovered outside the surrogate recovery criteria for HP0200A-CS-SP (680-89791-1), HP0200B-CS-SP (680-89791-2), and associated MS/MSD

PCB-1016 and PCB-1260 recovered outside the recovery criteria for the MS/MSD of sample HP0200B-CS-SPMS (680-89791-2) in batch 680-275897.

No other difficulties were encountered during the Pesticides and PCBs analyses.

All other quality control parameters were within the acceptance limits.

### METALS (ICP)

Samples HP0200B-CS-SP (680-89791-2), CV1342B-CS-SP (680-89791-7), CV0790C-CS-SP (680-89791-15), CV1342B-CS-SP (sieve) (680-89791-16), CV0790C-CS-SP (sieve) (680-89791-17), CV0752B-CS-SP (680-89791-21), CV1227C-CS (680-89791-30), CV1228B-CS (680-89791-32), CV1142B-CS (680-89791-50), CV1142B-CS (sieve) (680-89791-55), CV1227C-CS (sieve) (680-89791-56), CV1228B-CS (sieve) (680-89791-57) and CV0752B-CS-SP (sieve) (680-89791-58) were analyzed for Metals (ICP) in accordance with EPA SW-846 Method 6010C. The samples were prepared on 04/30/2013 and analyzed on 05/03/2013.

Sample HP0200B-CS-SP (680-89791-2)[10X] required dilution prior to analysis. The reporting limits have been adjusted accordingly.

Arsenic was detected in method blank MB 680-274956/1-B at a level that was above the method detection limit but below the reporting limit. The value should be considered an estimate, and has been flagged "J". If the associated sample reported a result above the MDL and/or RL, the result has been "B" flagged. Refer to the QC report for details.

Several analytes recovered outside the recovery criteria for the MS/MSD of sample HP0200B-CS-SP (680-89791-2) in batch 680-275458. Arsenic, Chromium and Silver exceeded the rpd limit.

No other difficulties were encountered during the metals analyses.

All other quality control parameters were within the acceptance limits.

**TOTAL MERCURY**

Samples HP0200B-CS-SP (680-89791-2), CV1342B-CS-SP (680-89791-7), CV0790C-CS-SP (680-89791-15), CV1342B-CS-SP (sieve) (680-89791-16), CV0790C-CS-SP (sieve) (680-89791-17), CV0752B-CS-SP (680-89791-21), CV1227C-CS (680-89791-30), CV1228B-CS (680-89791-32), CV1142B-CS (680-89791-50), CV1142B-CS (sieve) (680-89791-55), CV1227C-CS (sieve) (680-89791-56), CV1228B-CS (sieve) (680-89791-57) and CV0752B-CS-SP (sieve) (680-89791-58) were analyzed for total mercury in accordance with EPA SW-846 Method 7471B. The samples were prepared on 05/03/2013 and analyzed on 05/06/2013 and 05/07/2013.

Samples HP0200B-CS-SP (680-89791-2)[5X], CV1342B-CS-SP (680-89791-7)[5X], CV1342B-CS-SP (sieve) (680-89791-16)[5X] and CV1228B-CS (680-89791-32)[5X] required dilution prior to analysis. The reporting limits have been adjusted accordingly.

Mercury recovered outside the recovery criteria for the MS/MSD of sample HP0200B-CS-SP (680-89791-2) in batch 680-275744.

The presence of the '4' qualifier in the data indicates analytes where the concentration in the unspiked sample exceeded four times the spiking amount.



**ATTACHMENT C**  
**QUALIFIED SAMPLE RESULTS**

FORM I  
GC SEMI VOA ORGANICS ANALYSIS DATA SHEET

Lab Name: TestAmerica Savannah Job No.: 680-89791-4  
 SDG No.: 68089791-4  
 Client Sample ID: HP0200A-CS-SP Lab Sample ID: 680-89791-1  
 Matrix: Solid Lab File ID: ze06066.d  
 Analysis Method: 8081B/8082A Date Collected: 04/24/2013 10:17  
 Extraction Method: 3546 Date Extracted: 05/01/2013 17:35  
 Sample wt/vol: 15.02(g) Date Analyzed: 05/07/2013 15:44  
 Con. Extract Vol.: 5(mL) Dilution Factor: 25  
 Injection Volume: 2(uL) GC Column: CLP I ID: 0.32 (mm)  
 % Moisture: 14.0 GPC Cleanup: (Y/N) N  
 Analysis Batch No.: 275897 Units: ug/Kg

CAS NO.	COMPOUND NAME	RESULT	Q	RL	MDL
12674-11-2	PCB-1016	960	U	960	84
11104-28-2	PCB-1221	1900	U	1900	140
11141-16-5	PCB-1232	960	U	960	96
53469-21-9	PCB-1242	960	U	960	81

CAS NO.	SURROGATE	%REC	Q	LIMITS
2051-24-3	DCB Decachlorobiphenyl	0	D	54-133
877-09-8	Tetrachloro-m-xylene	0	D	46-130

Sample results have been qualified by URS in accordance with the Non-Industrial Use Property Sampling Event QAPP for the 35<sup>th</sup> Avenue Removal Site, Birmingham, Alabama. Revision 1 (OTIE, October 2012)

FORM I  
GC SEMI VOA ORGANICS ANALYSIS DATA SHEET

Lab Name: TestAmerica Savannah Job No.: 680-89791-4  
 SDG No.: 68089791-4  
 Client Sample ID: HP0200A-CS-SP Lab Sample ID: 680-89791-1  
 Matrix: Solid Lab File ID: ze06066.d  
 Analysis Method: 8081B/8082A Date Collected: 04/24/2013 10:17  
 Extraction Method: 3546 Date Extracted: 05/01/2013 17:35  
 Sample wt/vol: 15.02(g) Date Analyzed: 05/07/2013 15:44  
 Con. Extract Vol.: 5(mL) Dilution Factor: 25  
 Injection Volume: 2(uL) GC Column: CLP II ID: 0.32 (mm)  
 % Moisture: 14.0 GPC Cleanup: (Y/N) N  
 Analysis Batch No.: 275897 Units: ug/Kg

CAS NO.	COMPOUND NAME	RESULT	Q	RL	MDL
12672-29-6	PCB-1248	1500		960	210
11097-69-1	PCB-1254	3000	J	960	67
11096-82-5	PCB-1260	4600		960	190

CAS NO.	SURROGATE	%REC	Q	LIMITS
2051-24-3	DCB Decachlorobiphenyl	0	D	54-133
877-09-8	Tetrachloro-m-xylene	0	D	46-130

Sample results have been qualified by URS in accordance with the Non-Industrial Use Property Sampling Event QAPP for the 35<sup>th</sup> Avenue Removal Site, Birmingham, Alabama, Revision 1 (OTIE, October 2012)

FORM I  
GC SEMI VOA ORGANICS ANALYSIS DATA SHEET

Lab Name: TestAmerica Savannah Job No.: 680-89791-4  
 SDG No.: 68089791-4  
 Client Sample ID: HP0200B-CS-SP Lab Sample ID: 680-89791-2  
 Matrix: Solid Lab File ID: ze06067.d  
 Analysis Method: 8081B/8082A Date Collected: 04/24/2013 10:30  
 Extraction Method: 3546 Date Extracted: 05/01/2013 17:35  
 Sample wt/vol: 15.05(g) Date Analyzed: 05/07/2013 16:07  
 Con. Extract Vol.: 5(mL) Dilution Factor: 100  
 Injection Volume: 2(uL) GC Column: CLP I ID: 0.32 (mm)  
 % Moisture: 15.9 GPC Cleanup: (Y/N) N  
 Analysis Batch No.: 275897 Units: ug/Kg

CAS NO.	COMPOUND NAME	RESULT	Q	RL	MDL
12674-11-2	PCB-1016	3900	U	3900	340
11104-28-2	PCB-1221	7900	U	7900	570
11141-16-5	PCB-1232	3900	U	3900	390
53469-21-9	PCB-1242	3900	U	3900	330
11096-82-5	PCB-1260	15000	<del>U</del> J	3900	790

CAS NO.	SURROGATE	%REC	Q	LIMITS
2051-24-3	DCB Decachlorobiphenyl	0	D	54-133
877-09-8	Tetrachloro-m-xylene	0	D	46-130

Sample results have been qualified by URS in accordance with the Non-Industrial Use Property Sampling Event QAPP for the 35<sup>th</sup> Avenue Removal Site, Birmingham, Alabama, Revision 1 (OTIE, October 2012)

FORM I  
GC SEMI VOA ORGANICS ANALYSIS DATA SHEET

Lab Name: TestAmerica Savannah Job No.: 680-89791-4  
 SDG No.: 68089791-4  
 Client Sample ID: HP0200B-CS-SP Lab Sample ID: 680-89791-2  
 Matrix: Solid Lab File ID: ze06067.d  
 Analysis Method: 8081B/8082A Date Collected: 04/24/2013 10:30  
 Extraction Method: 3546 Date Extracted: 05/01/2013 17:35  
 Sample wt/vol: 15.05(g) Date Analyzed: 05/07/2013 16:07  
 Con. Extract Vol.: 5(mL) Dilution Factor: 100  
 Injection Volume: 2(uL) GC Column: CLP II ID: 0.32 (mm)  
 % Moisture: 15.9 GPC Cleanup: (Y/N) N  
 Analysis Batch No.: 275897 Units: ug/Kg

CAS NO.	COMPOUND NAME	RESULT	Q	RL	MDL
12672-29-6	PCB-1248	2500	J	3900	850
11097-69-1	PCB-1254	8300	<del>J</del>	3900	270

CAS NO.	SURROGATE	%REC	Q	LIMITS
2051-24-3	DCB Decachlorobiphenyl	0	D	54-133
877-09-8	Tetrachloro-m-xylene	0	D	46-130

Sample results have been qualified by URS in accordance with the Non-Industrial Use Property Sampling Event QAPP for the 35<sup>th</sup> Avenue Removal Site, Birmingham, Alabama, Revision 1 (OTIE, October 2012)

## ANALYTICAL REPORT

Job Number: 680-89791-4

SDG Number: 68089791-4

Job Description: 35th Avenue Superfund Site

For:

Oneida Total Integrated Enterprises LLC  
1220 Kennestone Circle  
Suite 106  
Marietta, GA 30060

Attention: Ms. Limari F Krebs



Approved for release.  
Bernard Kirkland  
Project Manager I  
5/14/2013 3:28 PM

---

Designee for  
Lisa Harvey, Project Manager II  
5102 LaRoche Avenue, Savannah, GA, 31404  
(912)354-7858 e.3221  
lisa.harvey@testamericainc.com  
05/14/2013

The test results in this report meet NELAP requirements for parameters for which accreditation is required or available. Any exceptions to the NELAP requirements are noted. Results pertain only to samples listed in this report. This report may not be reproduced, except in full, without the written approval of the laboratory. Questions should be directed to the person who signed this report.

Savannah Certifications and ID #: A2LA: 0399.01; AL: 41450; ARDEQ: 88-0692; ARDOH; AZ: AZ0741; CA: 03217CA; CO; CT: PH0161; DE; FL: E87052; GA: 803; Guam; HI; IL: 200022; IN: C-GA-02; IA: 353; KS: E-10322; KY EPPC: 90084; KY UST; LA DEQ: 30690; LA DHH: LA080008; ME: 2008022; MD: 250; MA: M-GA006; MI: 9925; MS; NFESC: 249; NV: GA00006; NJ: GA769; NM; NY: 10842; NC DWQ: 269; NC DHHS: 13701; PA: 68-00474; PR: GA00006; RI: LAO00244; SC: 98001001; TN: TN0296; TX: T104704185; USEPA: GA00006; VT: VT-87052; VA: 00302; WA; WV DEP: 094; WV DHHR: 9950 C; WI DNR: 999819810; WY/EPAR8: 8TMS-Q

**TestAmerica Laboratories, Inc.**

TestAmerica Savannah 5102 LaRoche Avenue, Savannah, GA 31404  
Tel (912) 354-7858 Fax (912) 352-0165 [www.testamericainc.com](http://www.testamericainc.com)



# Table of Contents

Cover Title Page .....	1
Data Summaries .....	4
Report Narrative .....	4
Sample Summary .....	6
Method Summary .....	7
Method / Analyst Summary .....	8
Data Qualifiers .....	9
QC Association Summary .....	10
Manual Integration Summary .....	14
Organic Sample Data .....	18
GC Semi VOA .....	18
Method 8081B-8082A .....	18
Method 8081B-8082A QC Summary .....	19
Method 8081B-8082A Sample Data .....	33
Standards Data .....	49
Method 8081B-8082A ICAL Data .....	49
Method 8081B-8082A CCAL Data .....	185
Raw QC Data .....	240
Method 8081B-8082A Blank Data .....	240
Method 8081B-8082A LCS/LCSD Data .....	262
Method 8081B-8082A MS/MSD Data .....	270
Method 8081B-8082A Run Logs .....	286
Method 8081B-8082A Prep Data .....	289
Inorganic Sample Data .....	290
Metals Data .....	290
Met Cover Page .....	291

# Table of Contents

Met Sample Data .....	292
Met QC Data .....	305
Met ICV/CCV .....	305
Met CRQL .....	310
Met Blanks .....	312
Met ICSA/ICSAB .....	318
Met MS/MSD/PDS .....	320
Met LCS/LCSD .....	323
Met Serial Dilution .....	325
Met MDL .....	326
Met IECF .....	330
Met Preparation Log .....	332
Met Analysis Run Log .....	334
Met Raw Data .....	345
Met Prep Data .....	628
Shipping and Receiving Documents .....	632
Client Chain of Custody .....	633
Sample Receipt Checklist .....	637



## CASE NARRATIVE

**Client: Oneida Total Integrated Enterprises LLC**

**Project: 35th Avenue Superfund Site**

**Report Number: 680-89791-4**

With the exceptions noted as flags or footnotes, standard analytical protocols were followed in the analysis of the samples and no problems were encountered or anomalies observed. In addition all laboratory quality control samples were within established control limits, with any exceptions noted below. Each sample was analyzed to achieve the lowest possible reporting limit within the constraints of the method. In some cases, due to interference or analytes present at high concentrations, samples were diluted. For diluted samples, the reporting limits are adjusted relative to the dilution required.

Calculations are performed before rounding to avoid round-off errors in calculated results.

All holding times were met and proper preservation noted for the methods performed on these samples, unless otherwise detailed in the individual sections below.

### **RECEIPT**

The samples were received on 04/27/2013; the samples arrived in good condition, properly preserved and on ice. The temperatures of the 2 coolers at receipt time were 2.4° C and 2.8° C.

The container label for the following sample did not match the information listed on the Chain-of-Custody (COC): CV0790C-CS-SP (sieve) (680-89791-17). The container labels list CV0709C-CS-SP(Sieve). The COC lists CV0790C-CS-SP(Sieve).

### **PESTICIDES AND PCBS**

Samples HP0200A-CS-SP (680-89791-1) and HP0200B-CS-SP (680-89791-2) were analyzed for Pesticides and PCBs in accordance with EPA SW-846 Method 8081B\_8082A. The samples were prepared on 05/01/2013 and analyzed on 05/07/2013.

Samples HP0200A-CS-SP (680-89791-1)[25X] and HP0200B-CS-SP (680-89791-2)[100X] required dilution prior to analysis. The reporting limits have been adjusted accordingly.

This method incorporates 2nd column confirmation. Corrective action is not taken for surrogate/spike compounds unless results from both columns are unacceptable. Results outside criteria are qualified.

Surrogates recovered outside the surrogate recovery criteria for HP0200A-CS-SP (680-89791-1), HP0200B-CS-SP (680-89791-2), and associated MS/MSD

PCB-1016 and PCB-1260 recovered outside the recovery criteria for the MS/MSD of sample HP0200B-CS-SPMS (680-89791-2) in batch 680-275897.

No other difficulties were encountered during the Pesticides and PCBs analyses.

All other quality control parameters were within the acceptance limits.

### **METALS (ICP)**

Samples HP0200B-CS-SP (680-89791-2), CV1342B-CS-SP (680-89791-7), CV0790C-CS-SP (680-89791-15), CV1342B-CS-SP (sieve) (680-89791-16), CV0790C-CS-SP (sieve) (680-89791-17), CV0752B-CS-SP (680-89791-21), CV1227C-CS (680-89791-30), CV1228B-CS (680-89791-32), CV1142B-CS (680-89791-50), CV1142B-CS (sieve) (680-89791-55), CV1227C-CS (sieve) (680-89791-56), CV1228B-CS (sieve) (680-89791-57) and CV0752B-CS-SP (sieve) (680-89791-58) were analyzed for Metals (ICP) in accordance with EPA SW-846 Method 6010C. The samples were prepared on 04/30/2013 and analyzed on 05/03/2013.

Sample HP0200B-CS-SP (680-89791-2)[10X] required dilution prior to analysis. The reporting limits have been adjusted accordingly.

Arsenic was detected in method blank MB 680-274956/1-B at a level that was above the method detection limit but below the reporting limit. The value should be considered an estimate, and has been flagged "J". If the associated sample reported a result above the MDL and/or RL, the result has been "B" flagged. Refer to the QC report for details.

Several analytes recovered outside the recovery criteria for the MS/MSD of sample HP0200B-CS-SP (680-89791-2) in batch 680-275458. Arsenic, Chromium and Silver exceeded the rpd limit.

No other difficulties were encountered during the metals analyses.

All other quality control parameters were within the acceptance limits.

**TOTAL MERCURY**

Samples HP0200B-CS-SP (680-89791-2), CV1342B-CS-SP (680-89791-7), CV0790C-CS-SP (680-89791-15), CV1342B-CS-SP (sieve) (680-89791-16), CV0790C-CS-SP (sieve) (680-89791-17), CV0752B-CS-SP (680-89791-21), CV1227C-CS (680-89791-30), CV1228B-CS (680-89791-32), CV1142B-CS (680-89791-50), CV1142B-CS (sieve) (680-89791-55), CV1227C-CS (sieve) (680-89791-56), CV1228B-CS (sieve) (680-89791-57) and CV0752B-CS-SP (sieve) (680-89791-58) were analyzed for total mercury in accordance with EPA SW-846 Method 7471B. The samples were prepared on 05/03/2013 and analyzed on 05/06/2013 and 05/07/2013.

Samples HP0200B-CS-SP (680-89791-2)[5X], CV1342B-CS-SP (680-89791-7)[5X], CV1342B-CS-SP (sieve) (680-89791-16)[5X] and CV1228B-CS (680-89791-32)[5X] required dilution prior to analysis. The reporting limits have been adjusted accordingly.

Mercury recovered outside the recovery criteria for the MS/MSD of sample HP0200B-CS-SP (680-89791-2) in batch 680-275744.

The presence of the '4' qualifier in the data indicates analytes where the concentration in the unspiked sample exceeded four times the spiking amount.

## SAMPLE SUMMARY

Client: Oneida Total Integrated Enterprises LLC

Job Number: 680-89791-4

Sdg Number: 68089791-4

<b>Lab Sample ID</b>	<b>Client Sample ID</b>	<b>Client Matrix</b>	<b>Date/Time Sampled</b>	<b>Date/Time Received</b>
680-89791-1	HP0200A-CS-SP	Solid	04/24/2013 1017	04/27/2013 0825
680-89791-2	HP0200B-CS-SP	Solid	04/24/2013 1030	04/27/2013 0825
680-89791-2MS	HP0200B-CS-SP	Solid	04/24/2013 1030	04/27/2013 0825
680-89791-2MSD	HP0200B-CS-SP	Solid	04/24/2013 1030	04/27/2013 0825
680-89791-7	CV1342B-CS-SP	Solid	04/24/2013 1127	04/27/2013 0825
680-89791-15	CV0790C-CS-SP	Solid	04/24/2013 1354	04/27/2013 0825
680-89791-16	CV1342B-CS-SP (sieve)	Solid	04/24/2013 1127	04/27/2013 0825
680-89791-17	CV0790C-CS-SP (sieve)	Solid	04/24/2013 1354	04/27/2013 0825
680-89791-21	CV0752B-CS-SP	Solid	04/25/2013 0913	04/27/2013 0825
680-89791-30	CV1227C-CS	Solid	04/25/2013 1050	04/27/2013 0825
680-89791-32	CV1228B-CS	Solid	04/25/2013 1120	04/27/2013 0825
680-89791-50	CV1142B-CS	Solid	04/26/2013 0851	04/27/2013 0825
680-89791-55	CV1142B-CS (sieve)	Solid	04/26/2013 0851	04/27/2013 0825
680-89791-56	CV1227C-CS (sieve)	Solid	04/25/2013 1050	04/27/2013 0825
680-89791-57	CV1228B-CS (sieve)	Solid	04/25/2013 1120	04/27/2013 0825
680-89791-58	CV0752B-CS-SP (sieve)	Solid	04/25/2013 0913	04/27/2013 0825

## METHOD SUMMARY

Client: Oneida Total Integrated Enterprises LLC

Job Number: 680-89791-4

Sdg Number: 68089791-4

Description	Lab Location	Method	Preparation Method
<b>Matrix: Solid</b>			
Organochlorine Pesticides and Polychlorinated Biphenyls by Gas Chromatography	TAL SAV	SW846 8081B/8082A	
Microwave Extraction	TAL SAV		SW846 3546
Metals (ICP)	TAL SAV	SW846 6010C	
Preparation, Metals	TAL SAV		SW846 3050B
Mercury in Solid or Semisolid Waste (Manual Cold Vapor Technique)	TAL SAV	SW846 7471B	
Preparation, Mercury	TAL SAV		SW846 7471B
Percent Moisture	TAL SAV	EPA Moisture	
Percent Moisture	TAL TAM	EPA Moisture	

### Lab References:

TAL SAV = TestAmerica Savannah

TAL TAM = TestAmerica Tampa

### Method References:

EPA = US Environmental Protection Agency

SW846 = "Test Methods For Evaluating Solid Waste, Physical/Chemical Methods", Third Edition, November 1986 And Its Updates.

## METHOD / ANALYST SUMMARY

Client: Oneida Total Integrated Enterprises LLC

Job Number: 680-89791-4

Sdg Number: 68089791-4

<b>Method</b>	<b>Analyst</b>	<b>Analyst ID</b>
SW846 8081B/8082A	Kellar, Joshua	JK
SW846 6010C	Bland, Brian	BCB
SW846 7471B	Bland, Brian	BCB
EPA Moisture	Galio, Andrew	AG
EPA Moisture	Swafford, Frances	FS

## DATA REPORTING QUALIFIERS

Client: Oneida Total Integrated Enterprises LLC

Job Number: 680-89791-4

Sdg Number: 68089791-4

Lab Section	Qualifier	Description
GC Semi VOA		
	U	Indicates the analyte was analyzed for but not detected.
	F	MS or MSD exceeds the control limits
	4	MS, MSD: The analyte present in the original sample is 4 times greater than the matrix spike concentration; therefore, control limits are not applicable.
	J	Result is less than the RL but greater than or equal to the MDL and the concentration is an approximate value.
	D	Surrogate or matrix spike recoveries were not obtained because the extract was diluted for analysis; also compounds analyzed at a dilution may be flagged with a D.
	p	The %RPD between the primary and confirmation column/detector is >40%. The lower value has been reported.
Metals		
	B	Compound was found in the blank and sample.
	U	Indicates the analyte was analyzed for but not detected.
	F	MS or MSD exceeds the control limits
	4	MS, MSD: The analyte present in the original sample is 4 times greater than the matrix spike concentration; therefore, control limits are not applicable.
	W	PS: Post-digestion spike was outside control limits
	J	Result is less than the RL but greater than or equal to the MDL and the concentration is an approximate value.
	F	RPD of the MS and MSD exceeds the control limits

## Quality Control Results

Client: Oneida Total Integrated Enterprises LLC

Job Number: 680-89791-4

Sdg Number: 68089791-4

### QC Association Summary

Lab Sample ID	Client Sample ID	Report Basis	Client Matrix	Method	Prep Batch
<b>GC Semi VOA</b>					
<b>Prep Batch: 680-275119</b>					
LCS 680-275119/11-A	Lab Control Sample	T	Solid	3546	
MB 680-275119/10-A	Method Blank	T	Solid	3546	
680-89791-1	HP0200A-CS-SP	T	Solid	3546	
680-89791-2	HP0200B-CS-SP	T	Solid	3546	
680-89791-2MS	Matrix Spike	T	Solid	3546	
680-89791-2MSD	Matrix Spike Duplicate	T	Solid	3546	
<b>Analysis Batch:680-275897</b>					
LCS 680-275119/11-A	Lab Control Sample	T	Solid	8081B/8082A	680-275119
MB 680-275119/10-A	Method Blank	T	Solid	8081B/8082A	680-275119
680-89791-1	HP0200A-CS-SP	T	Solid	8081B/8082A	680-275119
680-89791-2	HP0200B-CS-SP	T	Solid	8081B/8082A	680-275119
680-89791-2MS	Matrix Spike	T	Solid	8081B/8082A	680-275119
680-89791-2MSD	Matrix Spike Duplicate	T	Solid	8081B/8082A	680-275119

**Report Basis**

T = Total

## Quality Control Results

Client: Oneida Total Integrated Enterprises LLC

Job Number: 680-89791-4

Sdg Number: 68089791-4

### QC Association Summary

Lab Sample ID	Client Sample ID	Report		Method	Prep Batch
		Basis	Client Matrix		
<b>Metals</b>					
<b>Prep Batch: 680-274956</b>					
LCS 680-274956/2-B	Lab Control Sample	T	Solid	3050B	
MB 680-274956/1-B	Method Blank	T	Solid	3050B	
680-89791-2	HP0200B-CS-SP	T	Solid	3050B	
680-89791-2MS	Matrix Spike	T	Solid	3050B	
680-89791-2MSD	Matrix Spike Duplicate	T	Solid	3050B	
680-89791-7	CV1342B-CS-SP	T	Solid	3050B	
680-89791-15	CV0790C-CS-SP	T	Solid	3050B	
680-89791-16	CV1342B-CS-SP (sieve)	T	Solid	3050B	
680-89791-17	CV0790C-CS-SP (sieve)	T	Solid	3050B	
680-89791-21	CV0752B-CS-SP	T	Solid	3050B	
680-89791-30	CV1227C-CS	T	Solid	3050B	
680-89791-32	CV1228B-CS	T	Solid	3050B	
680-89791-50	CV1142B-CS	T	Solid	3050B	
680-89791-55	CV1142B-CS (sieve)	T	Solid	3050B	
680-89791-56	CV1227C-CS (sieve)	T	Solid	3050B	
680-89791-57	CV1228B-CS (sieve)	T	Solid	3050B	
680-89791-58	CV0752B-CS-SP (sieve)	T	Solid	3050B	
<b>Prep Batch: 680-275370</b>					
LCS 680-275370/2-A	Lab Control Sample	T	Solid	7471B	
MB 680-275370/1-A	Method Blank	T	Solid	7471B	
680-89791-2	HP0200B-CS-SP	T	Solid	7471B	
680-89791-2MS	Matrix Spike	T	Solid	7471B	
680-89791-2MSD	Matrix Spike Duplicate	T	Solid	7471B	
680-89791-7	CV1342B-CS-SP	T	Solid	7471B	
680-89791-15	CV0790C-CS-SP	T	Solid	7471B	
680-89791-16	CV1342B-CS-SP (sieve)	T	Solid	7471B	
680-89791-17	CV0790C-CS-SP (sieve)	T	Solid	7471B	
680-89791-21	CV0752B-CS-SP	T	Solid	7471B	
680-89791-30	CV1227C-CS	T	Solid	7471B	
680-89791-32	CV1228B-CS	T	Solid	7471B	
680-89791-50	CV1142B-CS	T	Solid	7471B	
680-89791-55	CV1142B-CS (sieve)	T	Solid	7471B	
680-89791-56	CV1227C-CS (sieve)	T	Solid	7471B	
680-89791-57	CV1228B-CS (sieve)	T	Solid	7471B	
680-89791-58	CV0752B-CS-SP (sieve)	T	Solid	7471B	



## Quality Control Results

Client: Oneida Total Integrated Enterprises LLC

Job Number: 680-89791-4

Sdg Number: 68089791-4

### QC Association Summary

Lab Sample ID	Client Sample ID	Report		Method	Prep Batch
		Basis	Client Matrix		
<b>Metals</b>					
<b>Analysis Batch:680-275458</b>					
LCS 680-274956/2-B	Lab Control Sample	T	Solid	6010C	680-274956
MB 680-274956/1-B	Method Blank	T	Solid	6010C	680-274956
680-89791-2	HP0200B-CS-SP	T	Solid	6010C	680-274956
680-89791-2MS	Matrix Spike	T	Solid	6010C	680-274956
680-89791-2MSD	Matrix Spike Duplicate	T	Solid	6010C	680-274956
680-89791-7	CV1342B-CS-SP	T	Solid	6010C	680-274956
680-89791-15	CV0790C-CS-SP	T	Solid	6010C	680-274956
680-89791-16	CV1342B-CS-SP (sieve)	T	Solid	6010C	680-274956
680-89791-17	CV0790C-CS-SP (sieve)	T	Solid	6010C	680-274956
680-89791-21	CV0752B-CS-SP	T	Solid	6010C	680-274956
680-89791-30	CV1227C-CS	T	Solid	6010C	680-274956
680-89791-32	CV1228B-CS	T	Solid	6010C	680-274956
680-89791-50	CV1142B-CS	T	Solid	6010C	680-274956
680-89791-55	CV1142B-CS (sieve)	T	Solid	6010C	680-274956
680-89791-56	CV1227C-CS (sieve)	T	Solid	6010C	680-274956
680-89791-57	CV1228B-CS (sieve)	T	Solid	6010C	680-274956
680-89791-58	CV0752B-CS-SP (sieve)	T	Solid	6010C	680-274956
<b>Analysis Batch:680-275744</b>					
LCS 680-275370/2-A	Lab Control Sample	T	Solid	7471B	680-275370
MB 680-275370/1-A	Method Blank	T	Solid	7471B	680-275370
680-89791-2	HP0200B-CS-SP	T	Solid	7471B	680-275370
680-89791-2MS	Matrix Spike	T	Solid	7471B	680-275370
680-89791-2MSD	Matrix Spike Duplicate	T	Solid	7471B	680-275370
680-89791-7	CV1342B-CS-SP	T	Solid	7471B	680-275370
680-89791-15	CV0790C-CS-SP	T	Solid	7471B	680-275370
680-89791-16	CV1342B-CS-SP (sieve)	T	Solid	7471B	680-275370
680-89791-17	CV0790C-CS-SP (sieve)	T	Solid	7471B	680-275370
680-89791-21	CV0752B-CS-SP	T	Solid	7471B	680-275370
680-89791-30	CV1227C-CS	T	Solid	7471B	680-275370
680-89791-32	CV1228B-CS	T	Solid	7471B	680-275370
680-89791-50	CV1142B-CS	T	Solid	7471B	680-275370
680-89791-55	CV1142B-CS (sieve)	T	Solid	7471B	680-275370
680-89791-56	CV1227C-CS (sieve)	T	Solid	7471B	680-275370
680-89791-57	CV1228B-CS (sieve)	T	Solid	7471B	680-275370
680-89791-58	CV0752B-CS-SP (sieve)	T	Solid	7471B	680-275370

**Report Basis**

T = Total

## Quality Control Results

Client: Oneida Total Integrated Enterprises LLC

Job Number: 680-89791-4

Sdg Number: 68089791-4

### QC Association Summary

Lab Sample ID	Client Sample ID	Report Basis	Client Matrix	Method	Prep Batch
<b>General Chemistry</b>					
<b>Analysis Batch:660-136953</b>					
680-89791-2	HP0200B-CS-SP	T	Solid	Moisture	
680-89791-7	CV1342B-CS-SP	T	Solid	Moisture	
680-89791-15	CV0790C-CS-SP	T	Solid	Moisture	
680-89791-21	CV0752B-CS-SP	T	Solid	Moisture	
680-89791-A-22 MS	Matrix Spike	T	Solid	Moisture	
680-89791-A-22 MSD	Matrix Spike Duplicate	T	Solid	Moisture	
680-89791-30	CV1227C-CS	T	Solid	Moisture	
680-89791-32	CV1228B-CS	T	Solid	Moisture	
680-89791-A-41 MS	Matrix Spike	T	Solid	Moisture	
680-89791-A-41 MSD	Matrix Spike Duplicate	T	Solid	Moisture	
680-89791-50	CV1142B-CS	T	Solid	Moisture	
<b>Analysis Batch:680-274911</b>					
680-89791-16	CV1342B-CS-SP (sieve)	T	Solid	Moisture	
680-89791-17	CV0790C-CS-SP (sieve)	T	Solid	Moisture	
680-89791-55	CV1142B-CS (sieve)	T	Solid	Moisture	
680-89791-56	CV1227C-CS (sieve)	T	Solid	Moisture	
680-89791-57	CV1228B-CS (sieve)	T	Solid	Moisture	
680-89791-58	CV0752B-CS-SP (sieve)	T	Solid	Moisture	

**Report Basis**

T = Total

GC SEMI VOA MANUAL INTEGRATION SUMMARY

Lab Name: TestAmerica Savannah Job No.: 680-89791-4

SDG No.: 68089791-4

Instrument ID: SGZ Analysis Batch Number: 275673

Lab Sample ID: IC 680-275673/14 Client Sample ID: \_\_\_\_\_

Date Analyzed: 05/04/13 20:30 Lab File ID: ze04019.d GC Column: CLP I ID: 0.32 (mm)

COMPOUND NAME	RETENTION TIME	MANUAL INTEGRATION		
		REASON	ANALYST	DATE
Aroclor-1248		Unspecified		
PCB-1248 Peak 1	7.48	Unspecified		
PCB-1248 Peak 2	7.84	Unspecified		
PCB-1248 Peak 3	8.28	Unspecified		
PCB-1248 Peak 4	8.50	Unspecified		
PCB-1248 Peak 5	8.60	Unspecified		

Lab Sample ID: IC 680-275673/15 Client Sample ID: \_\_\_\_\_

Date Analyzed: 05/04/13 20:53 Lab File ID: ze04020.d GC Column: CLP I ID: 0.32 (mm)

COMPOUND NAME	RETENTION TIME	MANUAL INTEGRATION		
		REASON	ANALYST	DATE
Heptachlor	8.60	Unspecified		
Heptachlor epoxide	10.11	Unspecified		
Endrin aldehyde	12.51	Unspecified		

Lab Sample ID: IC 680-275673/15 Client Sample ID: \_\_\_\_\_

Date Analyzed: 05/04/13 20:53 Lab File ID: ze04020.d GC Column: CLP II ID: 0.32 (mm)

COMPOUND NAME	RETENTION TIME	MANUAL INTEGRATION		
		REASON	ANALYST	DATE
beta-BHC	8.08	Unspecified		

Lab Sample ID: IC 680-275673/16 Client Sample ID: \_\_\_\_\_

Date Analyzed: 05/04/13 21:15 Lab File ID: ze04021.d GC Column: CLP I ID: 0.32 (mm)

COMPOUND NAME	RETENTION TIME	MANUAL INTEGRATION		
		REASON	ANALYST	DATE
Heptachlor	8.60	Unspecified		
Heptachlor epoxide	10.11	Unspecified		

GC SEMI VOA MANUAL INTEGRATION SUMMARY

Lab Name: TestAmerica Savannah Job No.: 680-89791-4

SDG No.: 68089791-4

Instrument ID: SGZ Analysis Batch Number: 275673

Lab Sample ID: IC 680-275673/16 Client Sample ID: \_\_\_\_\_

Date Analyzed: 05/04/13 21:15 Lab File ID: ze04021.d GC Column: CLP II ID: 0.32 (mm)

COMPOUND NAME	RETENTION TIME	MANUAL INTEGRATION		
		REASON	ANALYST	DATE
beta-BHC	8.08	Unspecified		

Lab Sample ID: ICIS 680-275673/17 Client Sample ID: \_\_\_\_\_

Date Analyzed: 05/04/13 21:38 Lab File ID: ze04022.d GC Column: CLP I ID: 0.32 (mm)

COMPOUND NAME	RETENTION TIME	MANUAL INTEGRATION		
		REASON	ANALYST	DATE
Heptachlor	8.60	Unspecified		
Heptachlor epoxide	10.11	Unspecified		

Lab Sample ID: ICIS 680-275673/17 Client Sample ID: \_\_\_\_\_

Date Analyzed: 05/04/13 21:38 Lab File ID: ze04022.d GC Column: CLP II ID: 0.32 (mm)

COMPOUND NAME	RETENTION TIME	MANUAL INTEGRATION		
		REASON	ANALYST	DATE
beta-BHC	8.08	Unspecified		

Lab Sample ID: IC 680-275673/18 Client Sample ID: \_\_\_\_\_

Date Analyzed: 05/04/13 22:00 Lab File ID: ze04023.d GC Column: CLP I ID: 0.32 (mm)

COMPOUND NAME	RETENTION TIME	MANUAL INTEGRATION		
		REASON	ANALYST	DATE
Heptachlor	8.60	Unspecified		
Heptachlor epoxide	10.11	Unspecified		

Lab Sample ID: IC 680-275673/18 Client Sample ID: \_\_\_\_\_

Date Analyzed: 05/04/13 22:00 Lab File ID: ze04023.d GC Column: CLP II ID: 0.32 (mm)

COMPOUND NAME	RETENTION TIME	MANUAL INTEGRATION		
		REASON	ANALYST	DATE
beta-BHC	8.08	Unspecified		

## GC SEMI VOA MANUAL INTEGRATION SUMMARY

Lab Name: TestAmerica Savannah Job No.: 680-89791-4SDG No.: 68089791-4Instrument ID: SGZ Analysis Batch Number: 275673Lab Sample ID: IC 680-275673/19 Client Sample ID: \_\_\_\_\_Date Analyzed: 05/04/13 22:22 Lab File ID: ze04024.d GC Column: CLP I ID: 0.32 (mm)

COMPOUND NAME	RETENTION TIME	MANUAL INTEGRATION		
		REASON	ANALYST	DATE
Heptachlor	8.60	Unspecified		
Heptachlor epoxide	10.11	Unspecified		

Lab Sample ID: IC 680-275673/19 Client Sample ID: \_\_\_\_\_Date Analyzed: 05/04/13 22:22 Lab File ID: ze04024.d GC Column: CLP II ID: 0.32 (mm)

COMPOUND NAME	RETENTION TIME	MANUAL INTEGRATION		
		REASON	ANALYST	DATE
beta-BHC	8.08	Unspecified		

Lab Sample ID: IC 680-275673/20 Client Sample ID: \_\_\_\_\_Date Analyzed: 05/04/13 22:45 Lab File ID: ze04025.d GC Column: CLP I ID: 0.32 (mm)

COMPOUND NAME	RETENTION TIME	MANUAL INTEGRATION		
		REASON	ANALYST	DATE
Heptachlor	8.60	Unspecified		
Heptachlor epoxide	10.11	Unspecified		

Lab Sample ID: IC 680-275673/20 Client Sample ID: \_\_\_\_\_Date Analyzed: 05/04/13 22:45 Lab File ID: ze04025.d GC Column: CLP II ID: 0.32 (mm)

COMPOUND NAME	RETENTION TIME	MANUAL INTEGRATION		
		REASON	ANALYST	DATE
beta-BHC	8.08	Unspecified		

GC SEMI VOA MANUAL INTEGRATION SUMMARY

Lab Name: TestAmerica Savannah Job No.: 680-89791-4

SDG No.: 68089791-4

Instrument ID: SGZ Analysis Batch Number: 275673

Lab Sample ID: ICV 680-275673/21 Client Sample ID: \_\_\_\_\_

Date Analyzed: 05/04/13 23:07 Lab File ID: ze04026.d GC Column: CLP I ID: 0.32 (mm)

COMPOUND NAME	RETENTION TIME	MANUAL INTEGRATION		
		REASON	ANALYST	DATE
Heptachlor	8.60	Unspecified		
Heptachlor epoxide	10.11	Unspecified		

Lab Sample ID: ICV 680-275673/21 Client Sample ID: \_\_\_\_\_

Date Analyzed: 05/04/13 23:07 Lab File ID: ze04026.d GC Column: CLP II ID: 0.32 (mm)

COMPOUND NAME	RETENTION TIME	MANUAL INTEGRATION		
		REASON	ANALYST	DATE
beta-BHC	8.08	Unspecified		

# Method 8081B-8082A

---

Organochlorine Pesticides & PCBs  
(GC) by Method 8081B/8082A

FORM II  
GC SEMI VOA SURROGATE RECOVERY

Lab Name: TestAmerica Savannah Job No.: 680-89791-4

SDG No.: 68089791-4

Matrix: Solid Level: Low

GC Column (1): CLP I ID: 0.32 (mm) GC Column (2): CLP II ID: 0.32 (mm)

Client Sample ID	Lab Sample ID	TCX1 #	TCX2 #	DCB1 #	DCB2 #
HP0200A-CS-SP	680-89791-1	0 D	0 D	0 D	0 D
HP0200B-CS-SP	680-89791-2	0 D	0 D	0 D	0 D
	MB 680-275119/10-A	90	94	99	98
	LCS 680-275119/11-A	80	84	96	97
HP0200B-CS-SP MS	680-89791-2 MS	0 D	0 D	0 D	0 D
HP0200B-CS-SP MSD	680-89791-2 MSD	0 D	0 D	0 D	0 D

TCX = Tetrachloro-m-xylene  
DCB = DCB Decachlorobiphenyl

QC LIMITS  
46-130  
54-133

# Column to be used to flag recovery values

FORM II 8081B/8082A



FORM III  
GC SEMI VOA LAB CONTROL SAMPLE RECOVERY

Lab Name: TestAmerica Savannah Job No.: 680-89791-4  
 SDG No.: 68089791-4  
 Matrix: Solid Level: Low Lab File ID: ze06064.d  
 Lab ID: LCS 680-275119/11-A Client ID: \_\_\_\_\_

COMPOUND	SPIKE ADDED (ug/Kg)	LCS CONCENTRATION (ug/Kg)	LCS % REC	QC LIMITS REC	#
PCB-1016	329	305	93	43-130	
PCB-1260	329	341	104	45-130	

# Column to be used to flag recovery and RPD values

FORM III  
GC SEMI VOA MATRIX SPIKE RECOVERY

Lab Name: TestAmerica Savannah Job No.: 680-89791-4  
 SDG No.: 68089791-4  
 Matrix: Solid Level: Low Lab File ID: ze06068.d  
 Lab ID: 680-89791-2 MS Client ID: HP0200B-CS-SP MS

COMPOUND	SPIKE ADDED (ug/Kg)	SAMPLE CONCENTRATION (ug/Kg)	MS CONCENTRATION (ug/Kg)	MS % REC	QC LIMITS REC	#
PCB-1016	396	3900 U	3900 U	0	43-130	F
PCB-1260	396	15000	13500	-485	45-130	p 4

# Column to be used to flag recovery and RPD values

FORM III  
GC SEMI VOA MATRIX SPIKE DUPLICATE RECOVERY

Lab Name: TestAmerica Savannah Job No.: 680-89791-4  
 SDG No.: 68089791-4  
 Matrix: Solid Level: Low Lab File ID: ze06069.d  
 Lab ID: 680-89791-2 MSD Client ID: HP0200B-CS-SP MSD

COMPOUND	SPIKE ADDED (ug/Kg)	MSD CONCENTRATION (ug/Kg)	MSD % REC	% RPD	QC LIMITS		#
					RPD	REC	
PCB-1016	393	3900 U	0	NC	50	43-130	F
PCB-1260	393	13200	-573	3	50	45-130	p 4

# Column to be used to flag recovery and RPD values

FORM IV  
GC SEMI VOA METHOD BLANK SUMMARY

Lab Name: TestAmerica Savannah Job No.: 680-89791-4  
 SDG No.: 68089791-4  
 Lab Sample ID: MB 680-275119/10-A  
 Matrix: Solid Date Extracted: 05/01/2013 17:35  
 Lab File ID: (1) ze06063.d Lab File ID: (2) ze06063.d  
 Date Analyzed: (1) 05/07/2013 14:37 Date Analyzed: (2) 05/07/2013 14:37  
 Instrument ID: (1) SGZ Instrument ID: (2) SGZ  
 GC Column: (1) CLP I ID: 0.32 (mm) GC Column: (2) CLP II ID: 0.32 (mm)

THIS METHOD BLANK APPLIES TO THE FOLLOWING SAMPLES:

CLIENT SAMPLE ID	LAB SAMPLE ID	DATE	
		ANALYZED 1	ANALYZED 2
	LCS 680-275119/11-A	05/07/2013 14:59	05/07/2013 14:59
HP0200A-CS-SP	680-89791-1	05/07/2013 15:44	05/07/2013 15:44
HP0200B-CS-SP	680-89791-2	05/07/2013 16:07	05/07/2013 16:07
HP0200B-CS-SP MS	680-89791-2 MS	05/07/2013 16:29	05/07/2013 16:29
HP0200B-CS-SP MSD	680-89791-2 MSD	05/07/2013 16:51	05/07/2013 16:51

FORM VIII  
GC SEMI VOA INTERNAL STANDARD AREA AND RETENTION TIME SUMMARY

Lab Name: TestAmerica Savannah Job No.: 680-89791-4  
 SDG No.: 68089791-4  
 Sample No.: ICIS 680-275673/17 Date Analyzed: 05/04/2013 21:38  
 Instrument ID: SGZ GC Column: CLP I ID: 0.32 (mm)  
 Lab File ID (Standard): ze04022.d Heated Purge: (Y/N) N  
 Calibration ID: 17677

	BNB		AREA #	RT #	AREA #	RT #
	AREA #	RT #				
INITIAL CALIBRATION MID-POINT	135561396	4.86				
UPPER LIMIT	271122792	5.36				
LOWER LIMIT	67780698	4.36				
LAB SAMPLE ID	CLIENT SAMPLE ID					
ICV 680-275673/21		113723946	4.86			

BNB = 1-Bromo-2-nitrobenzene

Area Limit = 50%-200% of internal standard area  
 RT Limit = ± 0.5 minutes of internal standard RT

# Column used to flag values outside QC limits

FORM VIII  
GC SEMI VOA INTERNAL STANDARD AREA AND RETENTION TIME SUMMARY

Lab Name: TestAmerica Savannah Job No.: 680-89791-4  
 SDG No.: 68089791-4  
 Sample No.: ICIS 680-275673/17 Date Analyzed: 05/04/2013 21:38  
 Instrument ID: SGZ GC Column: CLP II ID: 0.32 (mm)  
 Lab File ID (Standard): ze04022.d Heated Purge: (Y/N) N  
 Calibration ID: 17686

	BNB		AREA #	RT #	AREA #	RT #
	AREA #	RT #				
INITIAL CALIBRATION MID-POINT	110210732	4.66				
UPPER LIMIT	220421464	5.16				
LOWER LIMIT	55105366	4.16				
LAB SAMPLE ID	CLIENT SAMPLE ID					
ICV 680-275673/21		91328032	4.66			

BNB = 1-Bromo-2-nitrobenzene

Area Limit = 50%-200% of internal standard area  
 RT Limit = ± 0.5 minutes of internal standard RT

# Column used to flag values outside QC limits

FORM VIII  
GC SEMI VOA INTERNAL STANDARD AREA AND RETENTION TIME SUMMARY

Lab Name: TestAmerica Savannah Job No.: 680-89791-4  
 SDG No.: 68089791-4  
 Sample No.: CCVIS 680-275897/1 Date Analyzed: 05/07/2013 11:38  
 Instrument ID: SGZ GC Column: CLP I ID: 0.32 (mm)  
 Lab File ID (Standard): ze06055.d Heated Purge: (Y/N) N  
 Calibration ID: 17680

	BNB		AREA #	RT #	AREA #	RT #	AREA #	RT #
	AREA #	RT #						
12/24 HOUR STD	116320971	4.86						
UPPER LIMIT	232641942	5.36						
LOWER LIMIT	58160486	4.36						
LAB SAMPLE ID	CLIENT SAMPLE ID							
MB 680-275119/10-A		124236756	4.86					
LCS 680-275119/11-A		132208201	4.86					
680-89791-1	HP0200A-CS-SP	116932115	4.86					
680-89791-2	HP0200B-CS-SP	112740143	4.86					
680-89791-2 MS	HP0200B-CS-SP MS	121271636	4.86					
680-89791-2 MSD	HP0200B-CS-SP MSD	118001021	4.86					
CCV 680-275897/10		120650160	4.86					

BNB = 1-Bromo-2-nitrobenzene

Area Limit = 50%-200% of internal standard area  
 RT Limit = ± 0.5 minutes of internal standard RT

# Column used to flag values outside QC limits

FORM VIII  
GC SEMI VOA INTERNAL STANDARD AREA AND RETENTION TIME SUMMARY

Lab Name: TestAmerica Savannah Job No.: 680-89791-4  
 SDG No.: 68089791-4  
 Sample No.: CCVIS 680-275897/1 Date Analyzed: 05/07/2013 11:38  
 Instrument ID: SGZ GC Column: CLP II ID: 0.32 (mm)  
 Lab File ID (Standard): ze06055.d Heated Purge: (Y/N) N  
 Calibration ID: 17689

		BNB					
		AREA #	RT #	AREA #	RT #	AREA #	RT #
12/24 HOUR STD		91484785	4.66				
UPPER LIMIT		182969570	5.16				
LOWER LIMIT		45742393	4.16				
LAB SAMPLE ID	CLIENT SAMPLE ID						
MB 680-275119/10-A		96543726	4.66				
LCS 680-275119/11-A		102272293	4.66				
680-89791-1	HP0200A-CS-SP	89722316	4.66				
680-89791-2	HP0200B-CS-SP	86548412	4.66				
680-89791-2 MS	HP0200B-CS-SP MS	92047788	4.66				
680-89791-2 MSD	HP0200B-CS-SP MSD	89690502	4.66				
CCV 680-275897/10		94436896	4.66				

BNB = 1-Bromo-2-nitrobenzene

Area Limit = 50%-200% of internal standard area  
 RT Limit = ± 0.5 minutes of internal standard RT

# Column used to flag values outside QC limits



FORM X  
IDENTIFICATION SUMMARY

Lab Name: TestAmerica Savannah Job No.: 680-89791-4  
 SDG No.: 68089791-4  
 Client Sample ID: HP0200A-CS-SP Lab Sample ID: 680-89791-1  
 Instrument ID (1): SGZ Instrument ID (2): SGZ  
 Date Analyzed (1): 05/07/2013 15:44 Date Analyzed (2): 05/07/2013 15:44  
 GC Column (1): CLP I ID: 0.32 (mm) GC Column (2): CLP II ID: 0.32 (mm)

ANALYTE	COL	PEAK	RT	RT WINDOW		CONCENTRATION		RPD
				FROM	TO	PEAK	MEAN	
PCB-1248	1	1	7.48	7.43	7.53	1330	1400	11.0
		2	7.84	7.79	7.89	971		
		3	8.28	8.23	8.33	1770		
		4	8.49	8.45	8.55	1440		
	2	1	7.74	7.69	7.79	1130	1500	
		2	8.51	8.46	8.56	1810		
		3	9.92	9.87	9.97	1390		
		4	9.99	9.94	10.04	1200		
		5	10.09	10.04	10.14	2160		
	PCB-1254	1	1	9.78	9.73	9.83	2290	
2			10.19	10.15	10.25	2710		
3			10.80	10.78	10.88	9540		
4			11.27	11.22	11.32	2270		
5			11.70	11.66	11.76	6380		
2		1	10.15	10.10	10.20	2440	3000	
		2	10.45	10.40	10.50	3920		
		3	11.18	11.13	11.23	2290		
		4	11.54	11.49	11.59	2270		
		5	12.09	12.04	12.14	3890		
PCB-1260	1	1	12.17	12.12	12.22	5430	4200	7.9
		2	12.25	12.20	12.30	4570		
		3	12.63	12.58	12.68	2970		
		4	13.04	12.99	13.09	4000		
	2	2	12.60	12.55	12.65	5690	4600	
		3	12.98	12.93	13.03	4130		
		4	13.37	13.32	13.42	3950		
		5	13.37	13.32	13.42	3950		

FORM X  
IDENTIFICATION SUMMARY

Lab Name: TestAmerica Savannah Job No.: 680-89791-4  
 SDG No.: 68089791-4  
 Client Sample ID: HP0200B-CS-SP Lab Sample ID: 680-89791-2  
 Instrument ID (1): SGZ Instrument ID (2): SGZ  
 Date Analyzed (1): 05/07/2013 16:07 Date Analyzed (2): 05/07/2013 16:07  
 GC Column (1): CLP I ID: 0.32 (mm) GC Column (2): CLP II ID: 0.32 (mm)

ANALYTE	COL	PEAK	RT	RT WINDOW		CONCENTRATION		RPD
				FROM	TO	PEAK	MEAN	
PCB-1248	1	1	7.48	7.43	7.53	1270	2100	13.7
		3	8.28	8.23	8.33	3490		
		4	8.49	8.45	8.55	3490		
	2	2	8.51	8.46	8.56	3500	2500	
		4	9.99	9.94	10.04	3110		
PCB-1254	1	1	9.78	9.73	9.83	16900	35000	122.9
		2	10.20	10.15	10.25	52200		
		3	10.80	10.78	10.88	71100		
		4	11.27	11.22	11.32	6980		
		5	11.70	11.66	11.76	25800		
	2	1	10.15	10.10	10.20	5850	8300	
		2	10.45	10.40	10.50	9240		
		3	11.18	11.13	11.23	6040		
		4	11.54	11.49	11.59	8200		
		5	12.10	12.04	12.14	12000		
PCB-1260	1	1	12.17	12.12	12.22	18600	15000	50.2
		2	12.25	12.20	12.30	15100		
		3	12.63	12.58	12.68	13500		
		4	13.04	12.99	13.09	15600		
		5	13.49	13.44	13.54	14400		
	2	2	12.60	12.55	12.65	23000	26000	
		3	12.98	12.93	13.03	17000		
		5	13.37	13.32	13.42	37400		

FORM X  
IDENTIFICATION SUMMARY

Lab Name: TestAmerica Savannah Job No.: 680-89791-4  
 SDG No.: 68089791-4  
 Client Sample ID: HP0200B-CS-SP MS Lab Sample ID: 680-89791-2 MS  
 Instrument ID (1): SGZ Instrument ID (2): SGZ  
 Date Analyzed (1): 05/07/2013 16:29 Date Analyzed (2): 05/07/2013 16:29  
 GC Column (1): CLP I ID: 0.32 (mm) GC Column (2): CLP II ID: 0.32 (mm)

ANALYTE	COL	PEAK	RT	RT WINDOW		CONCENTRATION		RPD
				FROM	TO	PEAK	MEAN	
PCB-1248	1	1	7.48	7.43	7.53	2910	7910	70.8
		3	8.28	8.23	8.33	4510		
		4	8.49	8.45	8.55	5740		
		5	8.61	8.55	8.65	25700		
		2	1	7.74	7.69	7.79		
	2	2	8.51	8.46	8.56	3290		
	3	3	9.91	9.87	9.97	4400		
	4	4	9.99	9.94	10.04	2880		
	5	5	10.09	10.04	10.14	6650		
	PCB-1254	1	1	9.78	9.73	9.83	15200	
2			10.20	10.15	10.25	46800		
3			10.80	10.78	10.88	63800		
4			11.27	11.22	11.32	7340		
5			11.70	11.66	11.76	25900		
2		1	10.15	10.10	10.20	5840	8020	
2		2	10.45	10.40	10.50	9650		
3		3	11.18	11.13	11.23	6020		
4		4	11.54	11.49	11.59	6050		
5		5	12.09	12.04	12.14	12600		
PCB-1260	1	1	12.17	12.12	12.22	17300	13500	130.9
		2	12.25	12.20	12.30	12500		
		3	12.63	12.58	12.68	11000		
		4	13.04	12.99	13.09	14800		
		5	13.49	13.44	13.54	11900		
	2	1	12.53	12.47	12.57	91400	64700	
	2	2	12.60	12.55	12.65	22300		
	3	3	12.98	12.93	13.03	16500		
	4	4	13.09	13.04	13.14	158000		
	5	5	13.37	13.32	13.42	35800		

FORM X  
IDENTIFICATION SUMMARY

Lab Name: TestAmerica Savannah Job No.: 680-89791-4  
 SDG No.: 68089791-4  
 Client Sample ID: HP0200B-CS-SP MSD Lab Sample ID: 680-89791-2 MSD  
 Instrument ID (1): SGZ Instrument ID (2): SGZ  
 Date Analyzed (1): 05/07/2013 16:51 Date Analyzed (2): 05/07/2013 16:51  
 GC Column (1): CLP I ID: 0.32 (mm) GC Column (2): CLP II ID: 0.32 (mm)

ANALYTE	COL	PEAK	RT	RT WINDOW		CONCENTRATION		RPD
				FROM	TO	PEAK	MEAN	
PCB-1248	1	1	7.48	7.43	7.53	1910	6890	74.8
		3	8.28	8.23	8.33	4150		
		4	8.49	8.45	8.55	4070		
		5	8.61	8.55	8.65	23700		
		2	1	7.75	7.69	7.79		
	2	8.51	8.46	8.56	2550			
	3	9.91	9.87	9.97	3400			
	4	9.99	9.94	10.04	2640			
	5	10.09	10.04	10.14	5740			
	PCB-1254	1	1	9.78	9.73	9.83	12000	
2			10.20	10.15	10.25	33500		
3			10.80	10.78	10.88	49900		
4			11.27	11.22	11.32	6620		
5			11.70	11.66	11.76	25200		
2		1	10.15	10.10	10.20	5120	7420	
		2	10.45	10.40	10.50	8350		
		3	11.18	11.13	11.23	5490		
		4	11.54	11.49	11.59	5870		
		5	12.09	12.04	12.14	12300		
PCB-1260	1	1	12.17	12.12	12.22	16300	13200	135.4
		2	12.25	12.20	12.30	13300		
		3	12.63	12.58	12.68	11800		
		4	13.04	12.99	13.09	13400		
		5	13.49	13.44	13.54	11100		
	2	1	12.53	12.47	12.57	84200	68400	
		2	12.60	12.55	12.65	22900		
		3	12.98	12.93	13.03	17300		
		4	13.09	13.04	13.14	152000		
		5	13.37	13.32	13.42	64900		

FORM X  
IDENTIFICATION SUMMARY

Lab Name: TestAmerica Savannah Job No.: 680-89791-4  
 SDG No.: 68089791-4  
 Client Sample ID: \_\_\_\_\_ Lab Sample ID: LCS 680-275119/11-A  
 Instrument ID (1): SGZ Instrument ID (2): SGZ  
 Date Analyzed (1): 05/07/2013 14:59 Date Analyzed (2): 05/07/2013 14:59  
 GC Column (1): CLP I ID: 0.32 (mm) GC Column (2): CLP II ID: 0.32 (mm)

ANALYTE	COL	PEAK	RT	RT WINDOW		CONCENTRATION		RPD
				FROM	TO	PEAK	MEAN	
PCB-1016	1	1	7.48	7.43	7.53	302	305	3.3
		2	7.84	7.79	7.89	304		
		3	8.24	8.19	8.29	298		
		4	8.28	8.23	8.33	306		
		5	9.17	9.12	9.22	315		
	2	1	7.75	7.69	7.79	286	295	
		2	8.48	8.43	8.53	288		
		3	8.51	8.46	8.56	309		
		4	8.72	8.67	8.77	293		
		5	8.89	8.84	8.94	301		
PCB-1260	1	1	12.17	12.12	12.22	334	341	0.6
		2	12.25	12.20	12.30	346		
		3	12.63	12.58	12.68	342		
		4	13.04	12.99	13.09	340		
		5	13.49	13.44	13.54	343		
	2	1	12.52	12.47	12.57	331	339	
		2	12.61	12.55	12.65	332		
		3	12.98	12.93	13.03	338		
		4	13.09	13.04	13.14	334		
		5	13.37	13.32	13.42	358		

FORM I  
GC SEMI VOA ORGANICS ANALYSIS DATA SHEET

Lab Name: TestAmerica Savannah Job No.: 680-89791-4  
 SDG No.: 68089791-4  
 Client Sample ID: HP0200A-CS-SP Lab Sample ID: 680-89791-1  
 Matrix: Solid Lab File ID: ze06066.d  
 Analysis Method: 8081B/8082A Date Collected: 04/24/2013 10:17  
 Extraction Method: 3546 Date Extracted: 05/01/2013 17:35  
 Sample wt/vol: 15.02(g) Date Analyzed: 05/07/2013 15:44  
 Con. Extract Vol.: 5(mL) Dilution Factor: 25  
 Injection Volume: 2(uL) GC Column: CLP I ID: 0.32(mm)  
 % Moisture: 14.0 GPC Cleanup: (Y/N) N  
 Analysis Batch No.: 275897 Units: ug/Kg

CAS NO.	COMPOUND NAME	RESULT	Q	RL	MDL
12674-11-2	PCB-1016	960	U	960	84
11104-28-2	PCB-1221	1900	U	1900	140
11141-16-5	PCB-1232	960	U	960	96
53469-21-9	PCB-1242	960	U	960	81

CAS NO.	SURROGATE	%REC	Q	LIMITS
2051-24-3	DCB Decachlorobiphenyl	0	D	54-133
877-09-8	Tetrachloro-m-xylene	0	D	46-130

TESTAMERICA SAVANNAH

8081/8082 PESTICIDE/PCB

Data file : /chem/SG/SGZECD1.i/3Z050613.b/ze06066.d  
 Lab Smp Id: 680-89791-A-1-A Client Smp ID: HP0200A-CS-SP  
 Inj Date : 07-MAY-2013 15:44  
 Operator : Inst ID: SGZECD1.i  
 Smp Info : 680-89791-A-1-A~3Z050613~DL=25  
 Misc Info : 680-89791-A-1-A  
 Comment :  
 Method : /chem/SG/SGZECD1.i/3Z050613.b/z3-808182-e1.m  
 Meth Date : 08-May-2013 09:09 kellarj Quant Type: ISTD  
 Cal Date : 05-MAY-2013 05:27 Cal File: ze04043.d  
 Als bottle: 66  
 Dil Factor: 25.00000  
 Integrator: Falcon Compound Sublist: pcb.sub  
 Target Version: 3.50 Sample Matrix: SOLID  
 Processing Host: savchem3

Concentration Formula: Amt \* DF \* Vt/Ws \* 100/(100 - M) \* A \* E \* CpndVariable

Name	Value	Description
DF	25.00000	Dilution Factor
Vt	5.00000	Volume of final extract
Ws	15.02000	Weight of sample extract
M	0.00000	% Moisture
A	1000.00000	g to kg conversion
E	1.00000	ug to mg conversion (1 if no conversion)

Cpnd Variable Local Compound Variable

CONCENTRATIONS								
		ON-COL	FINAL					
RT	EXP RT (REL RT)	RESPONSE (ug/mL)	(ug/kg)	TARGET	RANGE			RATIO
==	=====	=====	=====	=====	=====			=====
* 1 Bromonitrobenzene CAS #:								
4.857	4.857 (1.000)	116932115	116932115	0.08000	0.0800	80.00-	120.00	100.00
-----								
38 Aroclor-1248 CAS #: 12672-29-6								
7.480	7.480 (1.540)	2935674	2935674	0.13769	1140	80.00-	120.00	100.00
7.837	7.837 (1.614)	671280	671280	0.10035	835	13.95-	53.95	22.87
8.277	8.277 (1.704)	5444770	5444770	0.18288	1520	124.69-	164.69	185.47
8.495	8.495 (1.749)	2345215	2345215	0.14891	1240	26.38-	66.38	79.89
8.599	8.599 (0.000)	0	0			41.23-	81.23	0.00
Average of Peak Concentrations =				1180				
-----								

CONCENTRATIONS							
RT	EXP RT (REL RT)	RESPONSE	ON-COL (ug/mL)	FINAL (ug/kg)	TARGET RANGE	RATIO	
==	=====	=====	=====	=====	=====	=====	
39 Aroclor-1254		CAS #: 11097-69-1					
9.780	9.782 (2.014)	10732001	10732001	0.23619	1960 80.00- 120.00	100.00	
10.195	10.197 (2.099)	17277884	17277884	0.28025	2330 110.79- 150.79	160.99	
10.803	10.832 (2.224)	79074728	79074728	0.98593	8200 147.87- 187.87	736.81	
11.270	11.272 (2.321)	14404599	14404599	0.23471	1950 35.73- 75.73	134.22	
11.702	11.709 (2.409)	22477525	22477525	0.65880	5480 0.00- 20.00	209.44	
Average of Peak Concentrations =				3990			
-----							
40 Aroclor-1260		CAS #: 11096-82-5					
12.173	12.174 (2.507)	30927256	30927256	0.56128	4670 80.00- 120.00	100.00	
12.247	12.249 (2.522)	13912550	13912550	0.47243	3930 33.05- 73.05	44.98	
12.627	12.629 (2.600)	8617832	8617832	0.30677	2550 31.49- 71.49	27.86	
13.042	13.042 (2.685)	55257100	55257100	0.41307	3440 198.60- 238.60	178.67	
13.489	13.489 (0.000)	0	0		88.76- 128.76	0.00	
Average of Peak Concentrations =				3650			
-----							



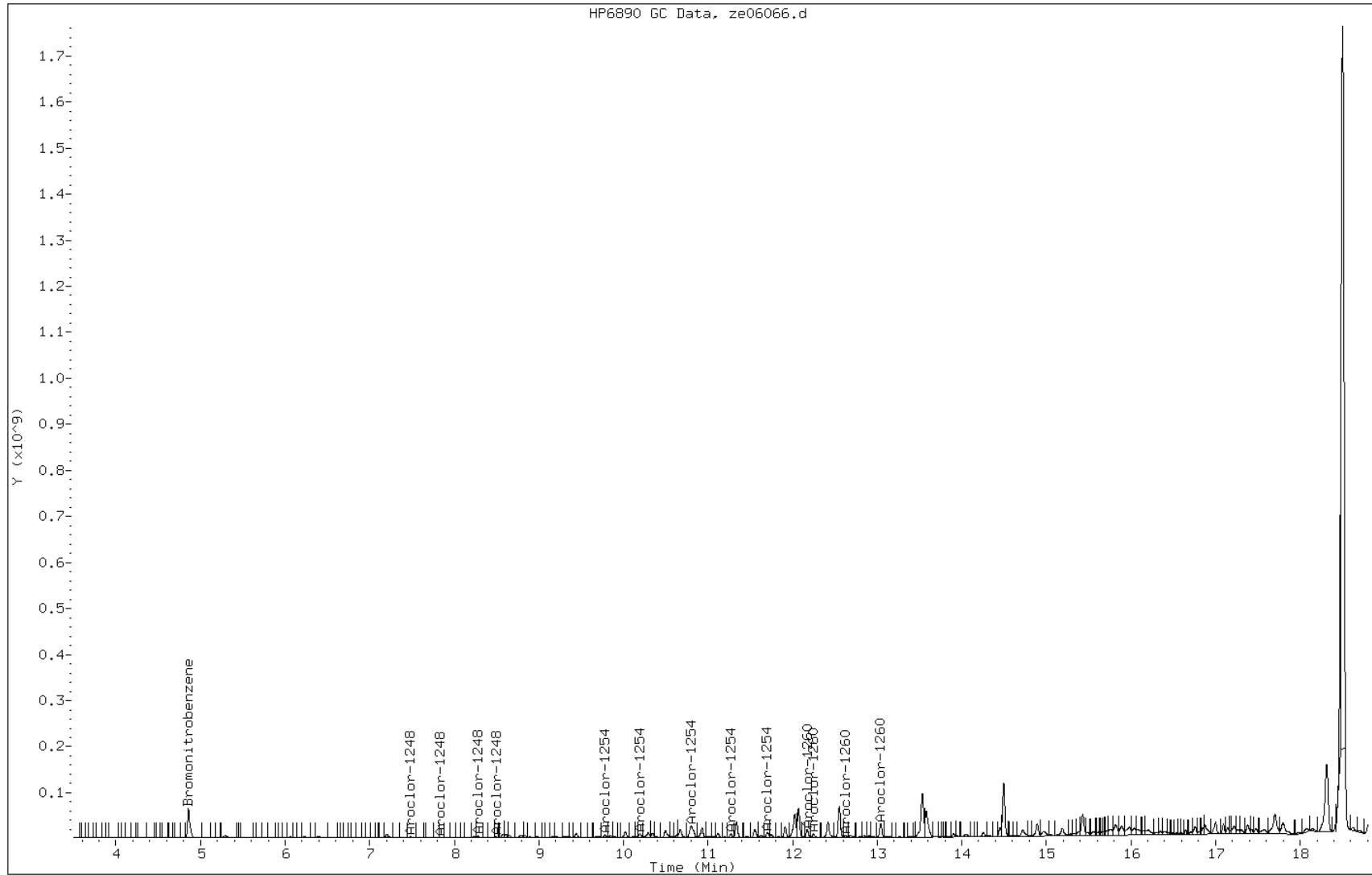
Data File: ze06066.d

Date: 07-MAY-2013 15:44

Client ID: HP0200A-CS-SP

Instrument: SGZECD1.i

Sample Info: 680-89791-A-1-A~3Z050613~DL=25 Operator:



FORM I  
GC SEMI VOA ORGANICS ANALYSIS DATA SHEET

Lab Name: TestAmerica Savannah Job No.: 680-89791-4  
 SDG No.: 68089791-4  
 Client Sample ID: HP0200A-CS-SP Lab Sample ID: 680-89791-1  
 Matrix: Solid Lab File ID: ze06066.d  
 Analysis Method: 8081B/8082A Date Collected: 04/24/2013 10:17  
 Extraction Method: 3546 Date Extracted: 05/01/2013 17:35  
 Sample wt/vol: 15.02(g) Date Analyzed: 05/07/2013 15:44  
 Con. Extract Vol.: 5(mL) Dilution Factor: 25  
 Injection Volume: 2(uL) GC Column: CLP II ID: 0.32(mm)  
 % Moisture: 14.0 GPC Cleanup: (Y/N) N  
 Analysis Batch No.: 275897 Units: ug/Kg

CAS NO.	COMPOUND NAME	RESULT	Q	RL	MDL
12672-29-6	PCB-1248	1500		960	210
11097-69-1	PCB-1254	3000	p	960	67
11096-82-5	PCB-1260	4600		960	190

CAS NO.	SURROGATE	%REC	Q	LIMITS
2051-24-3	DCB Decachlorobiphenyl	0	D	54-133
877-09-8	Tetrachloro-m-xylene	0	D	46-130

TESTAMERICA SAVANNAH

8081/8082 PESTICIDE/PCB

Data file : /chem/SG/SGZECD2.i/3Z050613.b/ze06066.d  
 Lab Smp Id: 680-89791-A-1-A Client Smp ID: HP0200A-CS-SP  
 Inj Date : 07-MAY-2013 15:44  
 Operator : Inst ID: SGZECD2.i  
 Smp Info : 680-89791-A-1-A~3Z050613~DL=25  
 Misc Info : 680-89791-A-1-A  
 Comment :  
 Method : /chem/SG/SGZECD2.i/3Z050613.b/z3-808182-e2.m  
 Meth Date : 08-May-2013 09:09 kellarj Quant Type: ISTD  
 Cal Date : 05-MAY-2013 05:27 Cal File: ze04043.d  
 Als bottle: 66  
 Dil Factor: 25.00000  
 Integrator: Falcon Compound Sublist: pcb.sub  
 Target Version: 3.50 Sample Matrix: SOLID  
 Processing Host: savchem3

Concentration Formula: Amt \* DF \* Vt/Ws \* 100/(100 - M) \* A \* E \* CpndVariable

Name	Value	Description
DF	25.00000	Dilution Factor
Vt	5.00000	Volume of final extract
Ws	15.02000	Weight of sample extract
M	0.00000	% Moisture
A	1000.00000	g to kg conversion
E	1.00000	ug to mg conversion (1 if no conversion)

Cpnd Variable Local Compound Variable

CONCENTRATIONS						
RT	EXP RT (REL RT)	RESPONSE (ug/mL)	ON-COL	FINAL	TARGET RANGE	RATIO
==	=====	=====	=====	=====	=====	=====
* 1	1	Bromonitrobenzene			CAS #:	
4.659	4.658 (1.000)	89722316	89722316	0.08000	0.0800 80.00- 120.00	100.00
-----						
38	38	Aroclor-1248			CAS #: 12672-29-6	
7.744	7.745 (1.662)	1513979	1513979	0.11646	969 80.00- 120.00	100.00
8.507	8.510 (1.826)	4501804	4501804	0.18700	1560 165.07- 205.07	297.35
9.916	9.918 (2.128)	1552576	1552576	0.14391	1200 237.97- 277.97	102.55
9.987	9.986 (2.144)	2880772	2880772	0.12427	1030 43.26- 83.26	190.28
10.091	10.090 (2.166)	10481979	10481979	0.22335	1860 98.87- 138.87	692.35
-----						
Average of Peak Concentrations =				1320		

CONCENTRATIONS								
RT	EXP RT (REL RT)	ON-COL	FINAL	TARGET	RANGE	RATIO		
==	=====	=====	=====	=====	=====	=====		
39 Aroclor-1254			CAS #: 11097-69-1					
10.154	10.155 (2.179)	11597059	11597059	0.25261	2100	80.00-	120.00	100.00
10.452	10.455 (2.243)	21013560	21013560	0.40537	3370	77.34-	117.34	181.20
11.184	11.185 (2.400)	17450076	17450076	0.23710	1970	116.51-	156.51	150.47
11.539	11.540 (2.477)	12881369	12881369	0.23441	1950	83.59-	123.59	111.07
12.094	12.088 (2.596)	17826309	17826309	0.40198	3340	19.72-	59.72	153.71
Average of Peak Concentrations =			2550					
-----								
40 Aroclor-1260			CAS #: 11096-82-5					
12.518	12.518 (0.000)	0	0			80.00-	120.00	0.00
12.604	12.603 (2.705)	18307965	18307965	0.58832	4900	36.84-	76.84	13.40
12.981	12.980 (2.786)	25622174	25622174	0.42632	3550	84.02-	124.02	18.76
13.091	13.091 (0.000)	0	0			29.57-	69.57	0.00
13.367	13.366 (2.869)	57255399	57255399	0.40855	3400	196.99-	236.99	41.91
Average of Peak Concentrations =			3950					
-----								

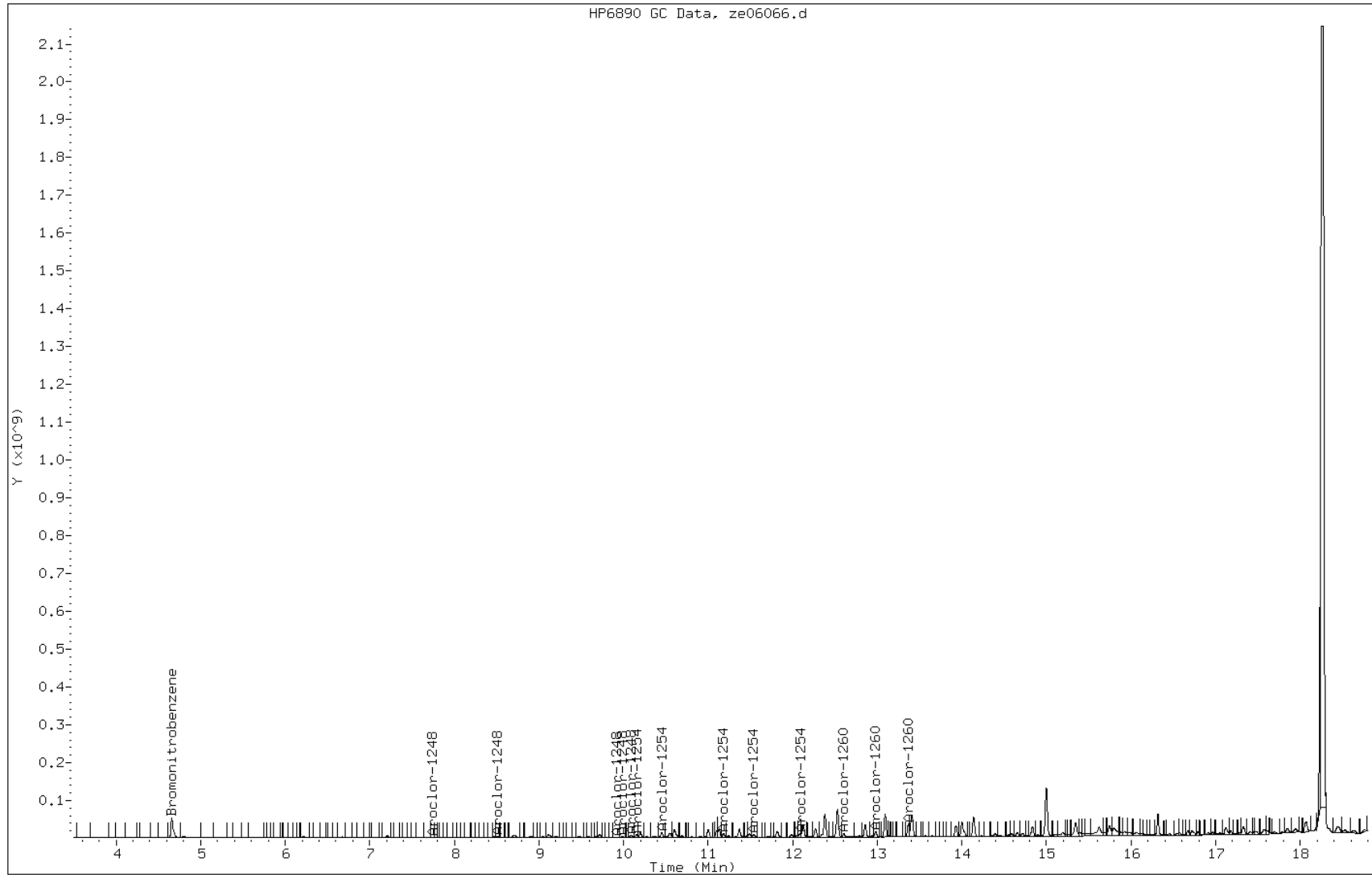
Data File: ze06066.d

Date: 07-MAY-2013 15:44

Client ID: HP0200A-CS-SP

Instrument: SGZECD2.i

Sample Info: 680-89791-A-1-A~3Z050613~DL=25 Operator:



FORM I  
GC SEMI VOA ORGANICS ANALYSIS DATA SHEET

Lab Name: TestAmerica Savannah Job No.: 680-89791-4  
 SDG No.: 68089791-4  
 Client Sample ID: HP0200B-CS-SP Lab Sample ID: 680-89791-2  
 Matrix: Solid Lab File ID: ze06067.d  
 Analysis Method: 8081B/8082A Date Collected: 04/24/2013 10:30  
 Extraction Method: 3546 Date Extracted: 05/01/2013 17:35  
 Sample wt/vol: 15.05(g) Date Analyzed: 05/07/2013 16:07  
 Con. Extract Vol.: 5(mL) Dilution Factor: 100  
 Injection Volume: 2(uL) GC Column: CLP I ID: 0.32(mm)  
 % Moisture: 15.9 GPC Cleanup: (Y/N) N  
 Analysis Batch No.: 275897 Units: ug/Kg

CAS NO.	COMPOUND NAME	RESULT	Q	RL	MDL
12674-11-2	PCB-1016	3900	U	3900	340
11104-28-2	PCB-1221	7900	U	7900	570
11141-16-5	PCB-1232	3900	U	3900	390
53469-21-9	PCB-1242	3900	U	3900	330
11096-82-5	PCB-1260	15000	p	3900	790

CAS NO.	SURROGATE	%REC	Q	LIMITS
2051-24-3	DCB Decachlorobiphenyl	0	D	54-133
877-09-8	Tetrachloro-m-xylene	0	D	46-130

TESTAMERICA SAVANNAH

8081/8082 PESTICIDE/PCB

Data file : /chem/SG/SGZECD1.i/3Z050613.b/ze06067.d  
 Lab Smp Id: 680-89791-A-2-A Client Smp ID: HP0200B-CS-SP  
 Inj Date : 07-MAY-2013 16:07  
 Operator : Inst ID: SGZECD1.i  
 Smp Info : 680-89791-A-2-A~3Z050613~DL=100  
 Misc Info : 680-89791-A-2-A  
 Comment :  
 Method : /chem/SG/SGZECD1.i/3Z050613.b/z3-808182-e1.m  
 Meth Date : 08-May-2013 09:09 kellarj Quant Type: ISTD  
 Cal Date : 05-MAY-2013 05:27 Cal File: ze04043.d  
 Als bottle: 67  
 Dil Factor: 100.00000  
 Integrator: Falcon Compound Sublist: pcb.sub  
 Target Version: 3.50 Sample Matrix: SOLID  
 Processing Host: savchem3

Concentration Formula: Amt \* DF \* Vt/Ws \* 100/(100 - M) \* A \* E \* CpndVariable

Name	Value	Description
DF	100.00000	Dilution Factor
Vt	5.00000	Volume of final extract
Ws	15.05000	Weight of sample extract
M	0.00000	% Moisture
A	1000.00000	g to kg conversion
E	1.00000	ug to mg conversion (1 if no conversion)

Cpnd Variable Local Compound Variable

CONCENTRATIONS								
		ON-COL	FINAL					
RT	EXP RT (REL RT)	RESPONSE (ug/mL)	(ug/kg)	TARGET	RANGE			RATIO
==	=====	=====	=====	=====	=====			=====
* 1 Bromonitrobenzene CAS #:								
4.857	4.857 (1.000)	112740143	112740143	0.08000	0.0800	80.00-	120.00	100.00
-----								
38 Aroclor-1248 CAS #: 12672-29-6								
7.483	7.480 (1.541)	663440	663440	0.03227	1070	80.00-	120.00	100.00(a)
7.835	7.837 (1.613)	48341	48341	0.00750	249	13.95-	53.95	7.29
8.277	8.277 (1.704)	2532429	2532429	0.08822	2930	124.69-	164.69	381.71
8.495	8.495 (1.749)	1342263	1342263	0.08840	2940	26.38-	66.38	202.32
8.599	8.599 (0.000)	0	0			41.23-	81.23	0.00
Average of Peak Concentrations =				1800				
-----								

CONCENTRATIONS							
RT	EXP RT (REL RT)	ON-COL		FINAL	TARGET RANGE	RATIO	
		RESPONSE (ug/mL)	(ug/kg)				
==	=====	=====	=====	=====	=====	=====	=====
39 Aroclor-1254				CAS #: 11097-69-1			
9.780	9.782 (2.014)	18743623	18743623	0.42784	14200 80.00- 120.00	100.00	
10.197	10.197 (2.100)	78609063	78609063	1.32247	43900 110.79- 150.79	419.39	
10.805	10.832 (2.225)	139136156	139136156	1.79930	59800 147.87- 187.87	742.31	
11.272	11.272 (2.321)	10456466	10456466	0.17672	5870 35.73- 75.73	55.79	
11.702	11.709 (2.409)	21520714	21520714	0.65421	21700 0.00- 20.00	114.82	
Average of Peak Concentrations =				29100			
-----							
40 Aroclor-1260				CAS #: 11096-82-5			
12.173	12.174 (2.507)	25016206	25016206	0.47089	15600 80.00- 120.00	100.00	
12.248	12.249 (2.522)	10819873	10819873	0.38107	12700 33.05- 73.05	43.25	
12.628	12.629 (2.600)	9268644	9268644	0.34220	11400 31.49- 71.49	37.05	
13.043	13.042 (2.686)	50782478	50782478	0.39374	13100 198.60- 238.60	203.00	
13.490	13.489 (2.778)	23637553	23637553	0.36514	12100 88.76- 128.76	94.49	
Average of Peak Concentrations =				13000			
-----							

QC Flag Legend

a - Target compound detected but, quantitated amount  
 Below Limit Of Quantitation(BLOQ).



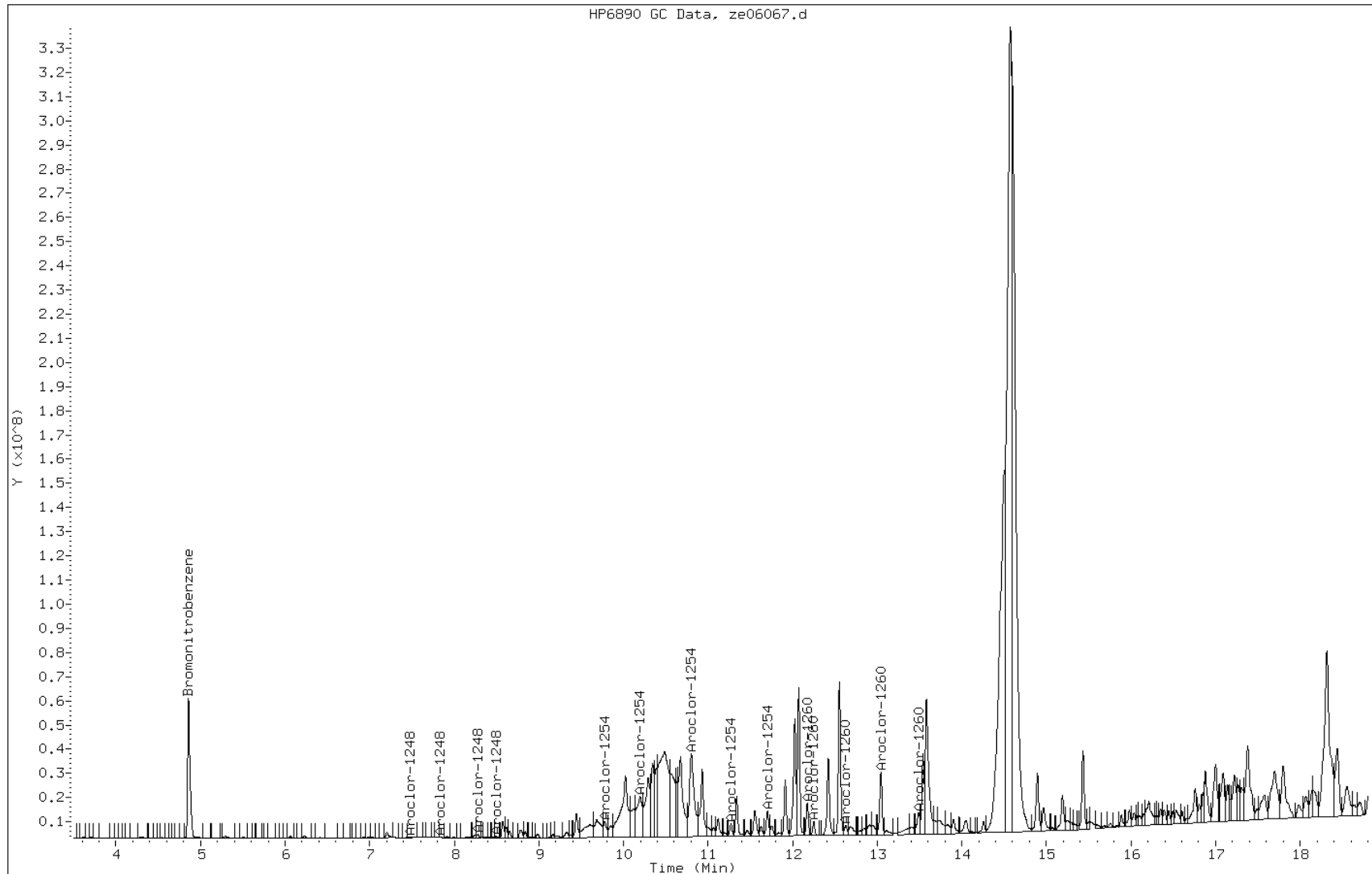
Data File: ze06067.d

Date: 07-MAY-2013 16:07

Client ID: HP0200B-CS-SP

Instrument: SGZECD1.i

Sample Info: 680-89791-A-2-A~3Z050613~DL=100 Operator:



FORM I  
GC SEMI VOA ORGANICS ANALYSIS DATA SHEET

Lab Name: TestAmerica Savannah Job No.: 680-89791-4  
 SDG No.: 68089791-4  
 Client Sample ID: HP0200B-CS-SP Lab Sample ID: 680-89791-2  
 Matrix: Solid Lab File ID: ze06067.d  
 Analysis Method: 8081B/8082A Date Collected: 04/24/2013 10:30  
 Extraction Method: 3546 Date Extracted: 05/01/2013 17:35  
 Sample wt/vol: 15.05(g) Date Analyzed: 05/07/2013 16:07  
 Con. Extract Vol.: 5(mL) Dilution Factor: 100  
 Injection Volume: 2(uL) GC Column: CLP II ID: 0.32(mm)  
 % Moisture: 15.9 GPC Cleanup: (Y/N) N  
 Analysis Batch No.: 275897 Units: ug/Kg

CAS NO.	COMPOUND NAME	RESULT	Q	RL	MDL
12672-29-6	PCB-1248	2500	J	3900	850
11097-69-1	PCB-1254	8300	p	3900	270

CAS NO.	SURROGATE	%REC	Q	LIMITS
2051-24-3	DCB Decachlorobiphenyl	0	D	54-133
877-09-8	Tetrachloro-m-xylene	0	D	46-130

TESTAMERICA SAVANNAH

8081/8082 PESTICIDE/PCB

Data file : /chem/SG/SGZECD2.i/3Z050613.b/ze06067.d  
 Lab Smp Id: 680-89791-A-2-A Client Smp ID: HP0200B-CS-SP  
 Inj Date : 07-MAY-2013 16:07  
 Operator : Inst ID: SGZECD2.i  
 Smp Info : 680-89791-A-2-A~3Z050613~DL=100  
 Misc Info : 680-89791-A-2-A  
 Comment :  
 Method : /chem/SG/SGZECD2.i/3Z050613.b/z3-808182-e2.m  
 Meth Date : 08-May-2013 09:09 kellarj Quant Type: ISTD  
 Cal Date : 05-MAY-2013 05:27 Cal File: ze04043.d  
 Als bottle: 67  
 Dil Factor: 100.00000  
 Integrator: Falcon Compound Sublist: pcb.sub  
 Target Version: 3.50 Sample Matrix: SOLID  
 Processing Host: savchem3

Concentration Formula: Amt \* DF \* Vt/Ws \* 100/(100 - M) \* A \* E \* CpndVariable

Name	Value	Description
DF	100.00000	Dilution Factor
Vt	5.00000	Volume of final extract
Ws	15.05000	Weight of sample extract
M	0.00000	% Moisture
A	1000.00000	g to kg conversion
E	1.00000	ug to mg conversion (1 if no conversion)

Cpnd Variable Local Compound Variable

CONCENTRATIONS							
RT	EXP RT (REL RT)	ON-COL		FINAL	TARGET RANGE	RATIO	
		RESPONSE	(ug/mL)				
==	=====	=====	=====	=====	=====	=====	=====
* 1	Bromonitrobenzene			CAS #:			
4.659	4.658 (1.000)	86548412	86548412	0.08000	0.0800 80.00- 120.00	100.00	
-----							
38	Aroclor-1248			CAS #: 12672-29-6			
7.744	7.745 (1.662)	238346	238346	0.01901	631 80.00- 120.00	100.00(a)	
8.509	8.510 (1.826)	2057463	2057463	0.08860	2940 165.07- 205.07	863.22	
9.918	9.918 (0.000)	0	0		237.97- 277.97	0.00	
9.987	9.986 (2.144)	1758298	1758298	0.07863	2610 43.26- 83.26	737.71	
10.090	10.090 (0.000)	0	0		98.87- 138.87	0.00	
-----							
Average of Peak Concentrations =				2060			

CONCENTRATIONS							
RT	EXP RT (REL RT)	ON-COL		FINAL	TARGET RANGE	RATIO	
		RESPONSE (ug/mL)	(ug/kg)				
==	=====	=====	=====	=====	=====	=====	=====
39 Aroclor-1254				CAS #: 11097-69-1			
10.154	10.155 (2.179)	6561648	6561648	0.14817	4920 80.00-	120.00	100.00
10.452	10.455 (2.243)	11696880	11696880	0.23392	7770 77.34-	117.34	178.26
11.184	11.185 (2.400)	10859460	10859460	0.15296	5080 116.51-	156.51	165.50
11.539	11.540 (2.477)	11006564	11006564	0.20763	6900 83.59-	123.59	167.74
12.096	12.088 (2.596)	12968231	12968231	0.30315	10100 19.72-	59.72	197.64
Average of Peak Concentrations =				6950			
-----							
40 Aroclor-1260				CAS #: 11096-82-5			
12.518	12.518 (0.000)	0	0		80.00-	120.00	0.00
12.604	12.603 (2.705)	17440329	17440329	0.58099	19300 36.84-	76.84	13.04
12.981	12.980 (2.786)	24945360	24945360	0.43028	14300 84.02-	124.02	18.65
13.091	13.091 (0.000)	0	0		29.57-	69.57	0.00
13.367	13.366 (2.869)	127899367	127899367	0.94610	31400 196.99-	236.99	95.62
Average of Peak Concentrations =				21700			
-----							

QC Flag Legend

a - Target compound detected but, quantitated amount  
 Below Limit Of Quantitation(BLOQ).

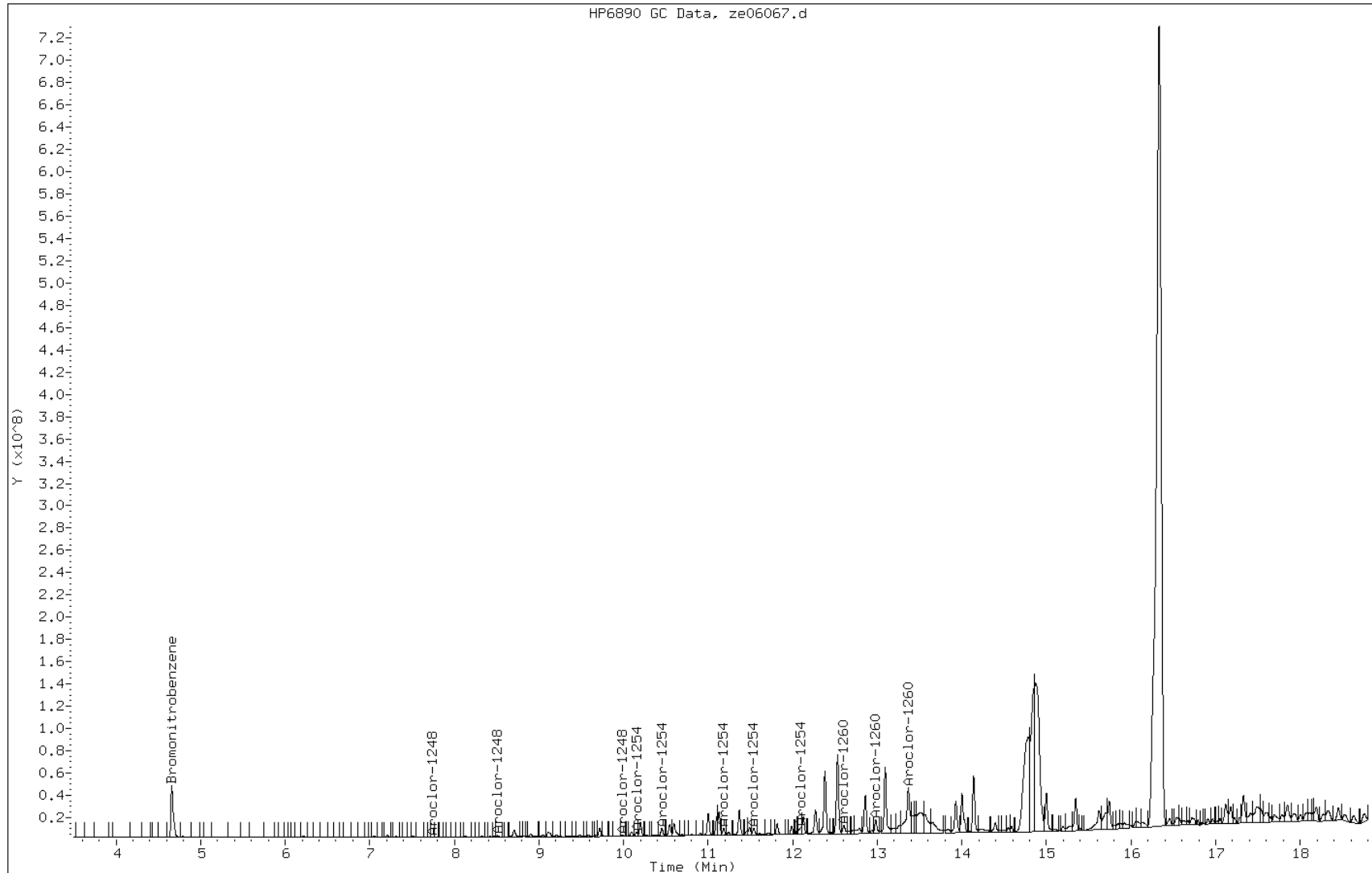
Data File: ze06067.d

Date: 07-MAY-2013 16:07

Client ID: HP0200B-CS-SP

Instrument: SGZECD2.i

Sample Info: 680-89791-A-2-A~3Z050613~DL=100 Operator:



FORM VI  
GC SEMI VOA INITIAL CALIBRATION DATA  
INTERNAL STANDARD CURVE EVALUATION

Lab Name: TestAmerica Savannah Job No.: 680-89791-4 Analy Batch No.: 275673

SDG No.: 68089791-4

Instrument ID: SGZ GC Column: CLP I ID: 0.32 (mm) Heated Purge: (Y/N) N

Calibration Start Date: 05/04/2013 16:47 Calibration End Date: 05/04/2013 18:39 Calibration ID: 17672

Calibration Files:

LEVEL:	LAB SAMPLE ID:	LAB FILE ID:
Level 1	IC 680-275673/9	ze04014.d
Level 2	IC 680-275673/8	ze04013.d
Level 3	IC 680-275673/7	ze04012.d
Level 4	IC 680-275673/6	ze04011.d
Level 5	IC 680-275673/5	ze04010.d
Level 6	IC 680-275673/4	ze04009.d

ANALYTE	RRF					CURVE TYPE	COEFFICIENT			#	MIN RRF	%RSD	#	MAX %RSD	R <sup>2</sup> OR COD	#	MIN R <sup>2</sup> OR COD
	LVL 1 LVL 6	LVL 2	LVL 3	LVL 4	LVL 5		B	M1	M2								
PCB-1016 Peak 1	0.0438 0.0320	0.0406	0.0355	0.0339	0.0328	LinF		0.0325						0.9985		0.9900	
PCB-1016 Peak 2	0.0176 0.0119	0.0161	0.0137	0.0129	0.0124	LinF		0.0122						0.9972		0.9900	
PCB-1016 Peak 3	0.0418 0.0320	0.0387	0.0342	0.0336	0.0330	LinF		0.0325						0.9989		0.9900	
PCB-1016 Peak 4	0.0519 0.0408	0.0486	0.0429	0.0417	0.0415	LinF		0.0411						0.9995		0.9900	
PCB-1016 Peak 5	0.0279 0.0215	0.0272	0.0235	0.0228	0.0221	LinF		0.0218						0.9985		0.9900	
PCB-1260 Peak 1	0.0490 0.0375	0.0448	0.0389	0.0385	0.0378	LinF		0.0377						0.9995		0.9900	
PCB-1260 Peak 2	0.0291 0.0199	0.0249	0.0215	0.0208	0.0203	LinF		0.0201						0.9988		0.9900	
PCB-1260 Peak 3	0.0255 0.0190	0.0234	0.0202	0.0201	0.0193	LinF		0.0192						0.9990		0.9900	
PCB-1260 Peak 4	0.1036 0.0919	0.0967	0.0858	0.0912	0.0911	LinF		0.0915						0.9998		0.9900	
PCB-1260 Peak 5	0.0536 0.0459	0.0504	0.0436	0.0463	0.0460	LinF		0.0459						0.9998		0.9900	
Tetrachloro-m-xylene	1.0373 0.9869	1.0289	0.9240	0.9955	0.9881	Ave		0.9934			4.0	20.0					
DCB Decachlorobiphenyl	0.9637 0.7338	0.8604	0.6855	0.7892	0.7259	LinF		0.7353						0.9990		0.9900	

Note: The m1 coefficient is the same as Ave RRF for an Ave curve type.

FORM VI  
GC SEMI VOA INITIAL CALIBRATION DATA  
INTERNAL STANDARD RESPONSE AND CONCENTRATION

Lab Name: TestAmerica Savannah Job No.: 680-89791-4 Analy Batch No.: 275673

SDG No.: 68089791-4

Instrument ID: SGZ GC Column: CLP I ID: 0.32 (mm) Heated Purge: (Y/N) N

Calibration Start Date: 05/04/2013 16:47 Calibration End Date: 05/04/2013 18:39 Calibration ID: 17672

Calibration Files:

LEVEL:	LAB SAMPLE ID:	LAB FILE ID:
Level 1	IC 680-275673/9	ze04014.d
Level 2	IC 680-275673/8	ze04013.d
Level 3	IC 680-275673/7	ze04012.d
Level 4	IC 680-275673/6	ze04011.d
Level 5	IC 680-275673/5	ze04010.d
Level 6	IC 680-275673/4	ze04009.d

ANALYTE	IS REF	CURVE TYPE	RESPONSE					CONCENTRATION (UG/ML)				
			LVL 1 LVL 6	LVL 2	LVL 3	LVL 4	LVL 5	LVL 1 LVL 6	LVL 2	LVL 3	LVL 4	LVL 5
PCB-1016 Peak 1	BNB	LinF	3122140 69465385	6079940	14326925	24429377	48134787	0.0500 1.50	0.100	0.250	0.500	1.00
PCB-1016 Peak 2	BNB	LinF	1256344 25916017	2403059	5533514	9300018	18179388	0.0500 1.50	0.100	0.250	0.500	1.00
PCB-1016 Peak 3	BNB	LinF	2979452 69453928	5792560	13813134	24239048	48465855	0.0500 1.50	0.100	0.250	0.500	1.00
PCB-1016 Peak 4	BNB	LinF	3702442 88557170	7280182	17297457	30014105	60886600	0.0500 1.50	0.100	0.250	0.500	1.00
PCB-1016 Peak 5	BNB	LinF	1989025 46605057	4072742	9504099	16398388	32476391	0.0500 1.50	0.100	0.250	0.500	1.00
PCB-1260 Peak 1	BNB	LinF	3492889 81305531	6703079	15702387	27759202	55471660	0.0500 1.50	0.100	0.250	0.500	1.00
PCB-1260 Peak 2	BNB	LinF	2076810 43236345	3723113	8687072	15022895	29758666	0.0500 1.50	0.100	0.250	0.500	1.00
PCB-1260 Peak 3	BNB	LinF	1816462 41280692	3497856	8172998	14448402	28322136	0.0500 1.50	0.100	0.250	0.500	1.00
PCB-1260 Peak 4	BNB	LinF	7392007 199401339	14466660	34649320	65684093	133566199	0.0500 1.50	0.100	0.250	0.500	1.00
PCB-1260 Peak 5	BNB	LinF	3823062 99645656	7544403	17610579	33391113	67407757	0.0500 1.50	0.100	0.250	0.500	1.00
Tetrachloro-m-xylene	BNB	Ave	5920917 182783389	12318871	23870620	45909212	92754748	0.00400 0.128	0.00800	0.0160	0.0320	0.0640
DCB Decachlorobiphenyl	BNB	LinF	5500873 135913096	10301697	17709887	36398343	68141579	0.00400 0.128	0.00800	0.0160	0.0320	0.0640

Curve Type Legend:

Ave = Average ISTD
LinF = Linear ISTD forced zero

TESTAMERICA SAVANNAH

8081/8082 PESTICIDE/PCB

Data file : /chem/SG/SGZECD1.i/1Z050413.b/ze04009.d  
 Lab Smp Id: IC-2981127;1660-6  
 Inj Date : 04-MAY-2013 16:47  
 Operator : Inst ID: SGZECD1.i  
 Smp Info : IC-2981127;1660-6~1Z050413  
 Misc Info :  
 Comment :  
 Method : /chem/SG/SGZECD1.i/1Z050413.b/z3-808182-e1.m  
 Meth Date : 06-May-2013 10:59 meinckeg Quant Type: ISTD  
 Cal Date : 05-MAY-2013 04:42 Cal File: ze04041.d  
 Als bottle: 9 Calibration Sample, Level: 6  
 Dil Factor: 1.00000  
 Integrator: Falcon Compound Sublist: SG1660.sub  
 Target Version: 3.50 Sample Matrix: None  
 Processing Host: savchem3

AMOUNTS						
RT	EXP RT (REL RT)	RESPONSE (ug/mL)	CAL-AMT (ug/mL)	ON-COL (ug/mL)	TARGET RANGE	RATIO
==	=====	=====	=====	=====	=====	=====
-----						
* 1	Bromonitrobenzene				CAS #: 108-91-3	
4.856	4.856 (1.000)	115754410	115754410	0.08000	0.0800 80.00- 120.00	100.00
-----						
\$ 3	Tetrachloro-m-xylene #				CAS #: 877-09-8	
6.230	6.230 (1.283)	182783389	182783389	0.12800	0.127 80.00- 120.00	100.00
-----						
34	Aroclor-1016				CAS #: 12674-11-2	
7.480	7.480 (1.540)	69465385	69465385	1.50000	1.32 80.00- 120.00	100.00
7.838	7.838 (1.614)	25916017	25916017	1.50000	1.27 105.00- 145.00	37.31
8.240	8.240 (1.697)	69453928	69453928	1.50000	1.35 69.49- 109.49	99.98
8.278	8.278 (1.705)	88557170	88557170	1.50000	1.37 39.45- 79.45	127.48
9.166	9.166 (1.887)	46605057	46605057	1.50000	1.33 32.13- 72.13	67.09
Average of Peak Amounts =		1.33				
-----						
40	Aroclor-1260				CAS #: 11096-82-5	
12.175	12.175 (2.507)	81305531	81305531	1.50000	1.37 80.00- 120.00	100.00
12.250	12.250 (2.522)	43236345	43236345	1.50000	1.31 33.05- 73.05	53.18
12.630	12.630 (2.601)	41280692	41280692	1.50000	1.34 31.49- 71.49	50.77
13.045	13.045 (2.686)	199401339	199401339	1.50000	1.48 198.60- 238.60	245.25
13.490	13.490 (2.778)	99645656	99645656	1.50000	1.44 88.76- 128.76	122.56
Average of Peak Amounts =		1.39				
-----						
\$ 33	DCB Decachlorobiphenyl #				CAS #: 2051-24-3	
15.191	15.191 (3.128)	135913096	135913096	0.12800	0.118 80.00- 120.00	100.00
-----						



Data File: ze04009.d

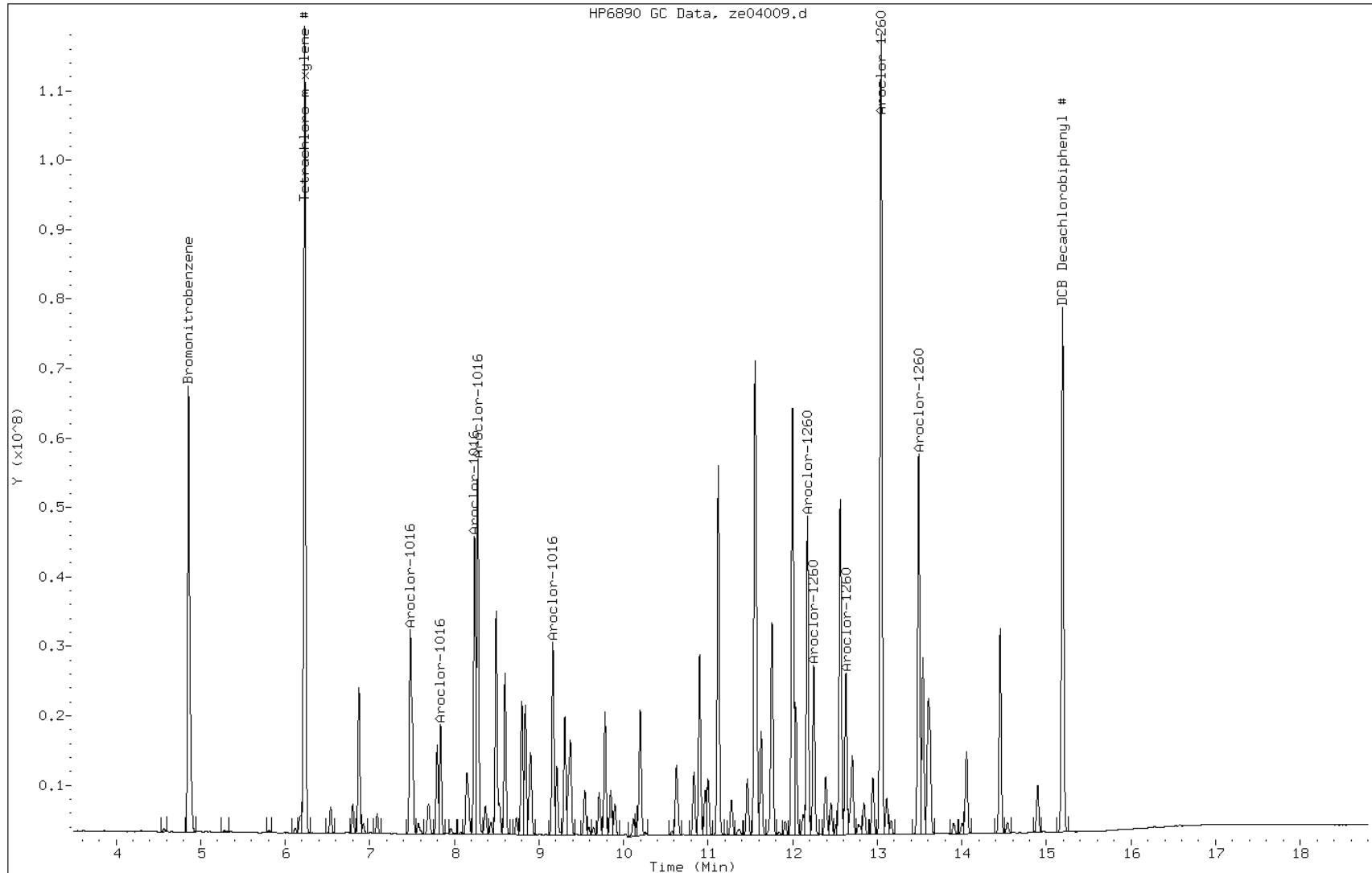
Date: 04-MAY-2013 16:47

Client ID:

Instrument: SGZECD1.i

Sample Info: IC-2981127;1660-6~1Z050413

Operator:



TESTAMERICA SAVANNAH

8081/8082 PESTICIDE/PCB

Data file : /chem/SG/SGZECD1.i/1Z050413.b/ze04010.d  
 Lab Smp Id: IC-2981128;1660-5  
 Inj Date : 04-MAY-2013 17:09  
 Operator : Inst ID: SGZECD1.i  
 Smp Info : IC-2981128;1660-5~1Z050413  
 Misc Info :  
 Comment :  
 Method : /chem/SG/SGZECD1.i/1Z050413.b/z3-808182-e1.m  
 Meth Date : 06-May-2013 10:59 meinckeg Quant Type: ISTD  
 Cal Date : 05-MAY-2013 05:04 Cal File: ze04042.d  
 Als bottle: 10 Calibration Sample, Level: 5  
 Dil Factor: 1.00000  
 Integrator: Falcon Compound Sublist: SG1660.sub  
 Target Version: 3.50 Sample Matrix: None  
 Processing Host: savchem3

AMOUNTS							
RT	EXP RT (REL RT)	RESPONSE	CAL-AMT (ug/mL)	ON-COL (ug/mL)	TARGET RANGE	RATIO	
==	=====	=====	=====	=====	=====	=====	
-----							
* 1	Bromonitrobenzene					CAS #:	
4.857	4.857 (1.000)	117344324	117344324	0.08000	0.0800 80.00-	120.00	100.00
-----							
\$ 3	Tetrachloro-m-xylene #					CAS #: 877-09-8	
6.230	6.230 (1.283)	92754748	92754748	0.06400	0.0636 80.00-	120.00	100.00
-----							
34	Aroclor-1016					CAS #: 12674-11-2	
7.482	7.482 (1.540)	48134787	48134787	1.00000	0.901 80.00-	120.00	100.00
7.839	7.839 (1.614)	18179388	18179388	1.00000	0.879 105.00-	145.00	37.77
8.240	8.240 (1.697)	48465855	48465855	1.00000	0.929 69.49-	109.49	100.69
8.279	8.279 (1.704)	60886600	60886600	1.00000	0.932 39.45-	79.45	126.49
9.167	9.167 (1.887)	32476391	32476391	1.00000	0.916 32.13-	72.13	67.47
Average of Peak Amounts =				0.911			
-----							
40	Aroclor-1260					CAS #: 11096-82-5	
12.175	12.175 (2.507)	55471660	55471660	1.00000	0.921 80.00-	120.00	100.00
12.249	12.249 (2.522)	29758666	29758666	1.00000	0.891 33.05-	73.05	53.65
12.629	12.629 (2.600)	28322136	28322136	1.00000	0.909 31.49-	71.49	51.06
13.045	13.045 (2.686)	133566199	133566199	1.00000	0.975 198.60-	238.60	240.78
13.492	13.492 (2.778)	67407757	67407757	1.00000	0.965 88.76-	128.76	121.52
Average of Peak Amounts =				0.932			
-----							
\$ 33	DCB Decachlorobiphenyl #					CAS #: 2051-24-3	
15.192	15.192 (3.128)	68141579	68141579	0.06400	0.0586 80.00-	120.00	100.00
-----							

Data File: ze04010.d

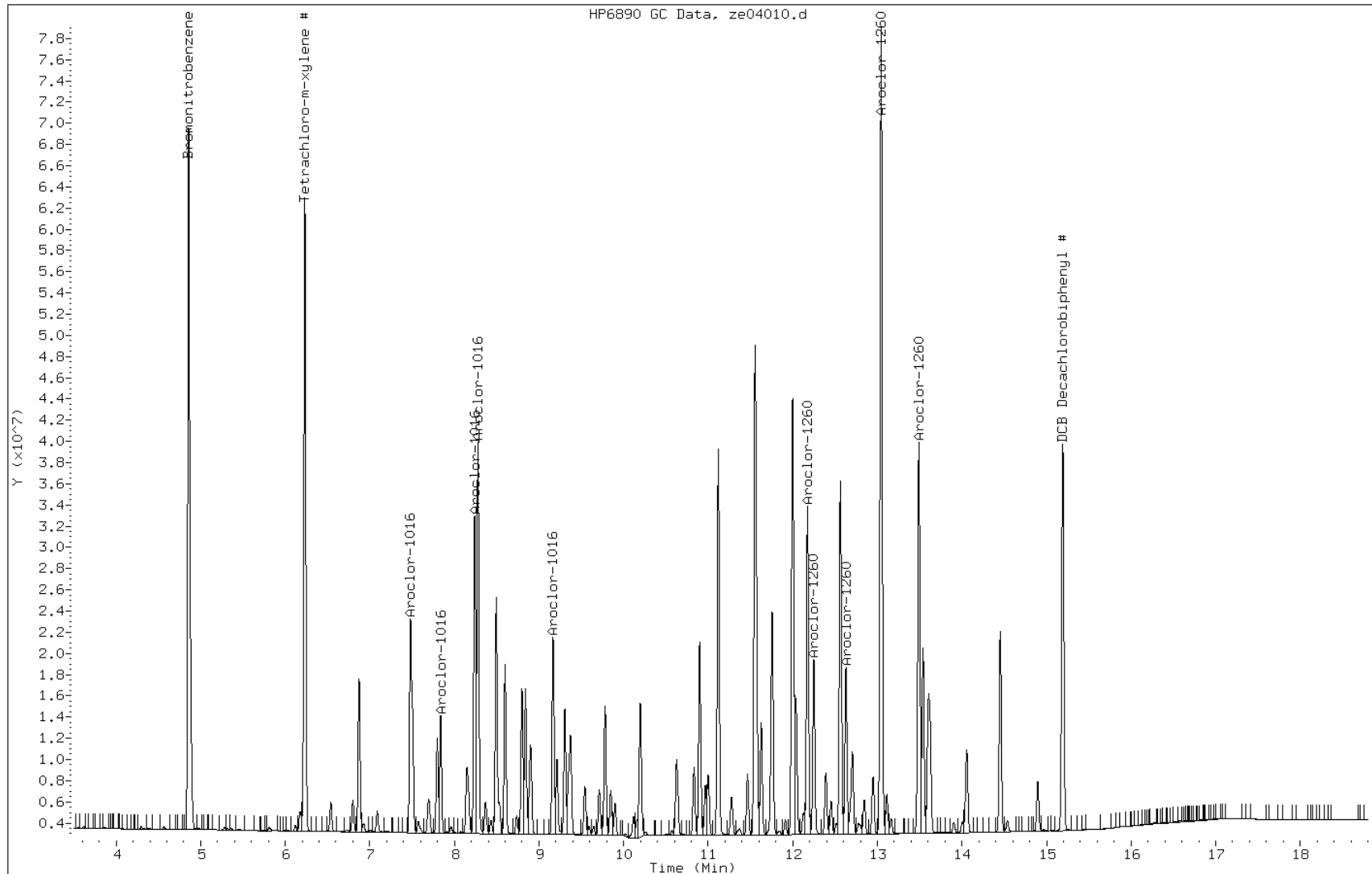
Date: 04-MAY-2013 17:09

Client ID:

Instrument: SGZECD1.i

Sample Info: IC-2981128;1660-5~1Z050413

Operator:



TESTAMERICA SAVANNAH

8081/8082 PESTICIDE/PCB

Data file : /chem/SG/SGZECD1.i/1Z050413.b/ze04011.d  
Lab Smp Id: IC-2981129;1660-4  
Inj Date : 04-MAY-2013 17:32  
Operator : Inst ID: SGZECD1.i  
Smp Info : IC-2981129;1660-4~1Z050413  
Misc Info :  
Comment :  
Method : /chem/SG/SGZECD1.i/1Z050413.b/z3-808182-e1.m  
Meth Date : 06-May-2013 10:59 meinckeg Quant Type: ISTD  
Cal Date : 05-MAY-2013 05:27 Cal File: ze04043.d  
Als bottle: 11 Calibration Sample, Level: 4  
Dil Factor: 1.00000  
Integrator: Falcon Compound Sublist: SG1660.sub  
Target Version: 3.50 Sample Matrix: None  
Processing Host: savchem3

AMOUNTS						
RT	EXP RT (REL RT)	RESPONSE	CAL-AMT (ug/mL)	ON-COL (ug/mL)	TARGET RANGE	RATIO
==	=====	=====	=====	=====	=====	=====
-----						
* 1	Bromonitrobenzene				CAS #: 108-91-3	
4.857	4.857 (1.000)	115297447	115297447	0.08000	0.0800 80.00- 120.00	100.00
-----						
\$ 3	Tetrachloro-m-xylene #				CAS #: 877-09-8	
6.230	6.230 (1.283)	45909212	45909212	0.03200	0.0321 80.00- 120.00	100.00
-----						
34	Aroclor-1016				CAS #: 12674-11-2	
7.480	7.480 (1.540)	24429377	24429377	0.50000	0.465 80.00- 120.00	100.00
7.837	7.837 (1.614)	9300018	9300018	0.50000	0.458 105.00- 145.00	38.07
8.240	8.240 (1.697)	24239048	24239048	0.50000	0.473 69.49- 109.49	99.22
8.277	8.277 (1.704)	30014105	30014105	0.50000	0.467 39.45- 79.45	122.86
9.165	9.165 (1.887)	16398388	16398388	0.50000	0.471 32.13- 72.13	67.13
Average of Peak Amounts =				0.467		
-----						
40	Aroclor-1260				CAS #: 11096-82-5	
12.175	12.175 (2.507)	27759202	27759202	0.50000	0.469 80.00- 120.00	100.00
12.250	12.250 (2.522)	15022895	15022895	0.50000	0.458 33.05- 73.05	54.12
12.629	12.629 (2.600)	14448402	14448402	0.50000	0.472 31.49- 71.49	52.05
13.045	13.045 (2.686)	65684093	65684093	0.50000	0.488 198.60- 238.60	236.62
13.490	13.490 (2.777)	33391113	33391113	0.50000	0.486 88.76- 128.76	120.29
Average of Peak Amounts =				0.475		
-----						
\$ 33	DCB Decachlorobiphenyl #				CAS #: 2051-24-3	
15.192	15.192 (3.128)	36398343	36398343	0.03200	0.0318 80.00- 120.00	100.00
-----						



TESTAMERICA SAVANNAH

8081/8082 PESTICIDE/PCB

Data file : /chem/SG/SGZECD1.i/1Z050413.b/ze04012.d  
Lab Smp Id: IC-2981131;1660-3  
Inj Date : 04-MAY-2013 17:54  
Operator : Inst ID: SGZECD1.i  
Smp Info : IC-2981131;1660-3~1Z050413  
Misc Info :  
Comment :  
Method : /chem/SG/SGZECD1.i/1Z050413.b/z3-808182-e1.m  
Meth Date : 06-May-2013 10:59 meinckeg Quant Type: ISTD  
Cal Date : 05-MAY-2013 05:49 Cal File: ze04044.d  
Als bottle: 12 Calibration Sample, Level: 3  
Dil Factor: 1.00000  
Integrator: Falcon Compound Sublist: SG1660.sub  
Target Version: 3.50 Sample Matrix: None  
Processing Host: savchem3

AMOUNTS						
RT	EXP RT (REL RT)	CAL-AMT	ON-COL	TARGET RANGE	RATIO	
==	=====	RESPONSE (ug/mL)	(ug/mL)	=====	=====	
* 1	Bromonitrobenzene	CAS #: 108-91-3				
4.858	4.858 (1.000)	129171541	129171541	0.08000 0.0800	80.00- 120.00	100.00
-----						
\$ 3	Tetrachloro-m-xylene #	CAS #: 877-09-8				
6.230	6.230 (1.282)	23870620	23870620	0.01600 0.0149	80.00- 120.00	100.00
-----						
34	Aroclor-1016	CAS #: 12674-11-2				
7.482	7.482 (1.540)	14326925	14326925	0.25000 0.244	80.00- 120.00	100.00
7.838	7.838 (1.613)	5533514	5533514	0.25000 0.243	105.00- 145.00	38.62
8.240	8.240 (1.696)	13813134	13813134	0.25000 0.240	69.49- 109.49	96.41
8.278	8.278 (1.704)	17297457	17297457	0.25000 0.240	39.45- 79.45	120.73
9.167	9.167 (1.887)	9504099	9504099	0.25000 0.244	32.13- 72.13	66.34
Average of Peak Amounts =		0.242				
-----						
40	Aroclor-1260	CAS #: 11096-82-5				
12.175	12.175 (2.506)	15702387	15702387	0.25000 0.237	80.00- 120.00	100.00
12.248	12.248 (2.521)	8687072	8687072	0.25000 0.236	33.05- 73.05	55.32
12.630	12.630 (2.600)	8172998	8172998	0.25000 0.238	31.49- 71.49	52.05
13.045	13.045 (2.685)	34649320	34649320	0.25000 0.230	198.60- 238.60	220.66
13.490	13.490 (2.777)	17610579	17610579	0.25000 0.229	88.76- 128.76	112.15
Average of Peak Amounts =		0.234				
-----						
\$ 33	DCB Decachlorobiphenyl #	CAS #: 2051-24-3				
15.192	15.192 (3.127)	17709887	17709887	0.01600 0.0138	80.00- 120.00	100.00
-----						

Data File: ze04012.d

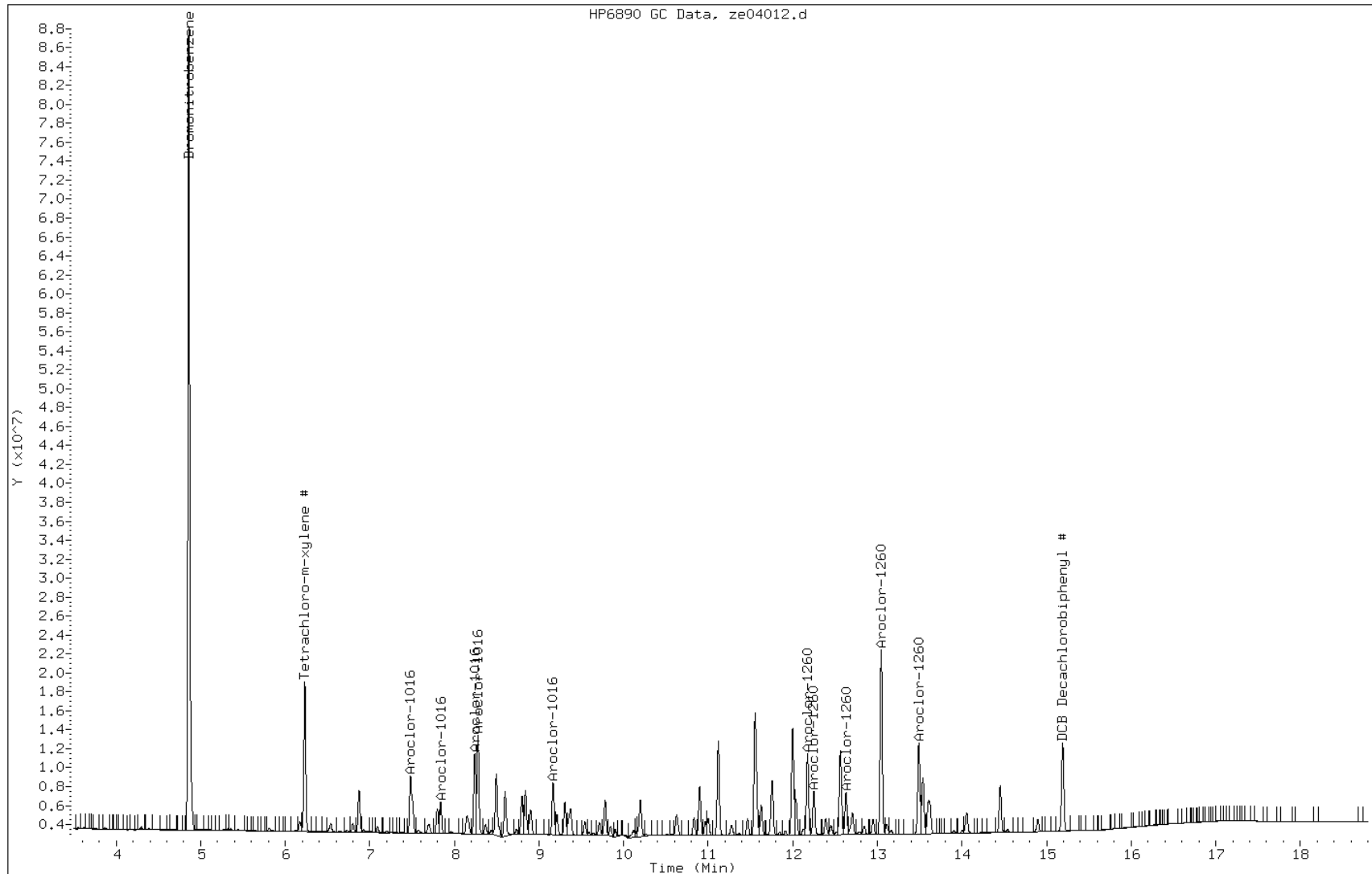
Date: 04-MAY-2013 17:54

Client ID:

Instrument: SGZECD1.i

Sample Info: IC-2981131;1660-3~1Z050413

Operator:



TESTAMERICA SAVANNAH

8081/8082 PESTICIDE/PCB

Data file : /chem/SG/SGZECD1.i/1Z050413.b/ze04013.d  
 Lab Smp Id: IC-2981132;1660-2  
 Inj Date : 04-MAY-2013 18:16  
 Operator : Inst ID: SGZECD1.i  
 Smp Info : IC-2981132;1660-2~1Z050413  
 Misc Info :  
 Comment :  
 Method : /chem/SG/SGZECD1.i/1Z050413.b/z3-808182-e1.m  
 Meth Date : 06-May-2013 10:59 meinckeg Quant Type: ISTD  
 Cal Date : 05-MAY-2013 06:11 Cal File: ze04045.d  
 Als bottle: 13 Calibration Sample, Level: 2  
 Dil Factor: 1.00000  
 Integrator: Falcon Compound Sublist: SG1660.sub  
 Target Version: 3.50 Sample Matrix: None  
 Processing Host: savchem3

AMOUNTS							
RT	EXP RT	(REL RT)	RESPONSE	CAL-AMT (ug/mL)	ON-COL (ug/mL)	TARGET RANGE	RATIO
==	=====	=====	=====	=====	=====	=====	=====
-----							
* 1	Bromonitrobenzene		CAS #: 108-91-3				
4.858	4.858	(1.000)	119725383	119725383	0.08000	0.0800 80.00- 120.00	100.00
-----							
\$ 3	Tetrachloro-m-xylene #		CAS #: 877-09-8				
6.231	6.231	(1.283)	12318871	12318871	0.00800	0.00828 80.00- 120.00	100.00
-----							
34	Aroclor-1016		CAS #: 12674-11-2				
7.481	7.481	(1.540)	6079940	6079940	0.10000	0.112 80.00- 120.00	100.00
7.838	7.838	(1.613)	2403059	2403059	0.10000	0.114 105.00- 145.00	39.52
8.241	8.241	(1.696)	5792560	5792560	0.10000	0.109 69.49- 109.49	95.27
8.278	8.278	(1.704)	7280182	7280182	0.10000	0.109 39.45- 79.45	119.74
9.165	9.165	(1.887)	4072742	4072742	0.10000	0.113 32.13- 72.13	66.99
Average of Peak Amounts =			0.111				
-----							
40	Aroclor-1260		CAS #: 11096-82-5				
12.175	12.175	(2.506)	6703079	6703079	0.10000	0.109 80.00- 120.00	100.00
12.248	12.248	(2.521)	3723113	3723113	0.10000	0.109 33.05- 73.05	55.54
12.628	12.628	(2.599)	3497856	3497856	0.10000	0.110 31.49- 71.49	52.18
13.045	13.045	(2.685)	14466660	14466660	0.10000	0.104 198.60- 238.60	215.82
13.490	13.490	(2.777)	7544403	7544403	0.10000	0.106 88.76- 128.76	112.55
Average of Peak Amounts =			0.108				
-----							
\$ 33	DCB Decachlorobiphenyl #		CAS #: 2051-24-3				
15.190	15.190	(3.127)	10301697	10301697	0.00800	0.00868 80.00- 120.00	100.00
-----							



Data File: ze04013.d

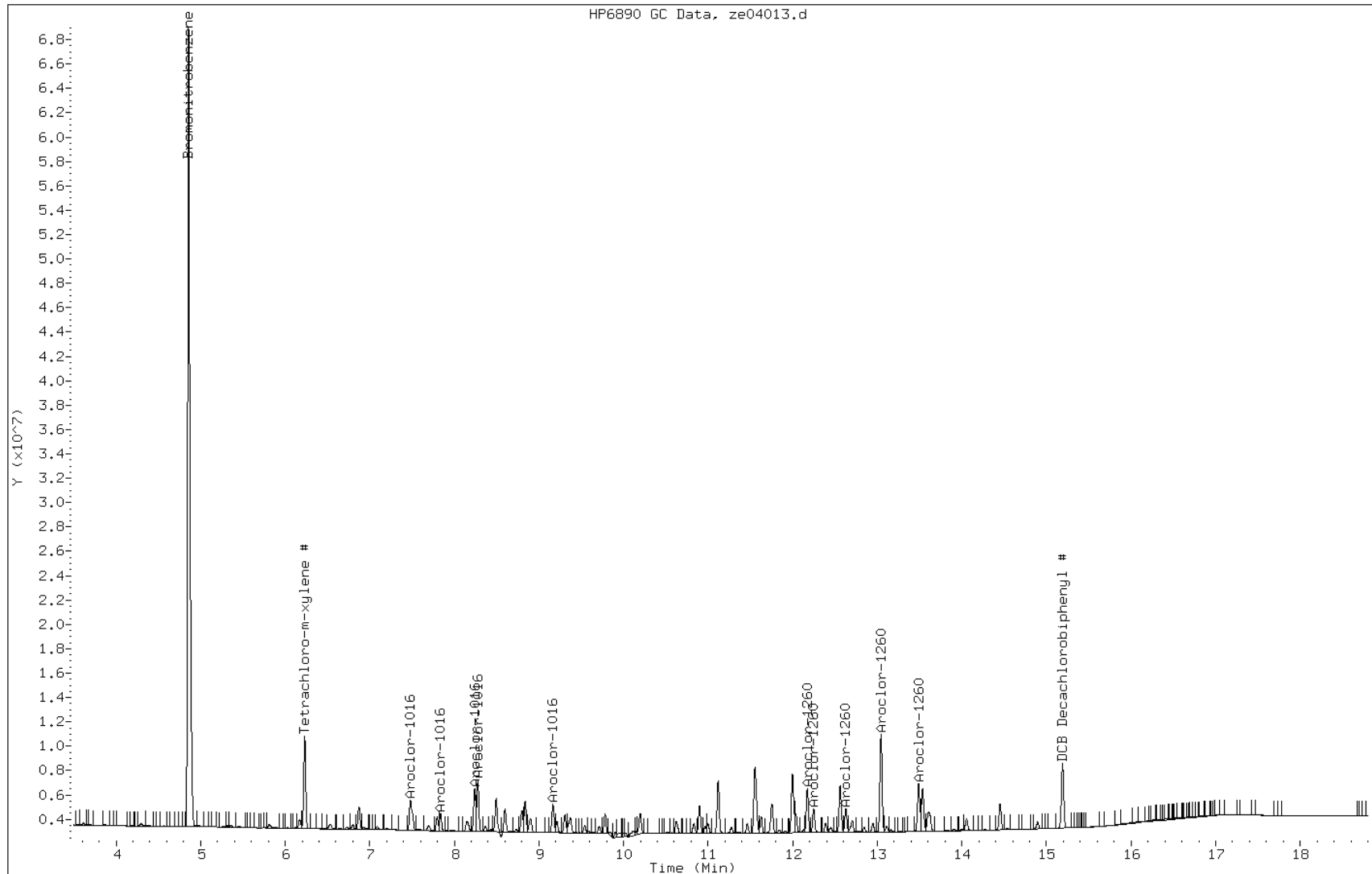
Date: 04-MAY-2013 18:16

Client ID:

Instrument: SGZECD1.i

Sample Info: IC-2981132;1660-2~1Z050413

Operator:



TESTAMERICA SAVANNAH

8081/8082 PESTICIDE/PCB

Data file : /chem/SG/SGZECD1.i/1Z050413.b/ze04014.d  
 Lab Smp Id: IC-2981133;1660-1  
 Inj Date : 04-MAY-2013 18:39  
 Operator : Inst ID: SGZECD1.i  
 Smp Info : IC-2981133;1660-1~1Z050413  
 Misc Info :  
 Comment :  
 Method : /chem/SG/SGZECD1.i/1Z050413.b/z3-808182-e1.m  
 Meth Date : 06-May-2013 10:59 meinckeg Quant Type: ISTD  
 Cal Date : 05-MAY-2013 06:34 Cal File: ze04046.d  
 Als bottle: 14 Calibration Sample, Level: 1  
 Dil Factor: 1.00000  
 Integrator: Falcon Compound Sublist: SG1660.sub  
 Target Version: 3.50 Sample Matrix: None  
 Processing Host: savchem3

AMOUNTS						
RT	EXP RT (REL RT)	RESPONSE (ug/mL)	CAL-AMT (ug/mL)	ON-COL (ug/mL)	TARGET RANGE	RATIO
==	=====	=====	=====	=====	=====	=====
-----						
* 1	Bromonitrobenzene				CAS #: 108-91-3	
4.859	4.859 (1.000)	114159587	114159587	0.08000	0.0800 80.00- 120.00	100.00
-----						
\$ 3	Tetrachloro-m-xylene #				CAS #: 877-09-8	
6.232	6.232 (1.283)	5920917	5920917	0.00400	0.00418 80.00- 120.00	100.00
-----						
34	Aroclor-1016				CAS #: 12674-11-2	
7.482	7.482 (1.540)	3122140	3122140	0.05000	0.0600 80.00- 120.00	100.00
7.839	7.839 (1.613)	1256344	1256344	0.05000	0.0624 105.00- 145.00	40.24
8.242	8.242 (1.696)	2979452	2979452	0.05000	0.0587 69.49- 109.49	95.43
8.279	8.279 (1.704)	3702442	3702442	0.05000	0.0582 39.45- 79.45	118.59
9.167	9.167 (1.887)	1989025	1989025	0.05000	0.0577 32.13- 72.13	63.71
	Average of Peak Amounts =			0.0594		
-----						
40	Aroclor-1260				CAS #: 11096-82-5	
12.175	12.175 (2.506)	3492889	3492889	0.05000	0.0596 80.00- 120.00	100.00
12.250	12.250 (2.521)	2076810	2076810	0.05000	0.0639 33.05- 73.05	59.46
12.630	12.630 (2.600)	1816462	1816462	0.05000	0.0599 31.49- 71.49	52.00
13.045	13.045 (2.685)	7392007	7392007	0.05000	0.0555 198.60- 238.60	211.63
13.492	13.492 (2.777)	3823062	3823062	0.05000	0.0562 88.76- 128.76	109.45
	Average of Peak Amounts =			0.059		
-----						
\$ 33	DCB Decachlorobiphenyl #				CAS #: 2051-24-3	
15.192	15.192 (3.127)	5500873	5500873	0.00400	0.00486 80.00- 120.00	100.00
-----						

Data File: ze04014.d

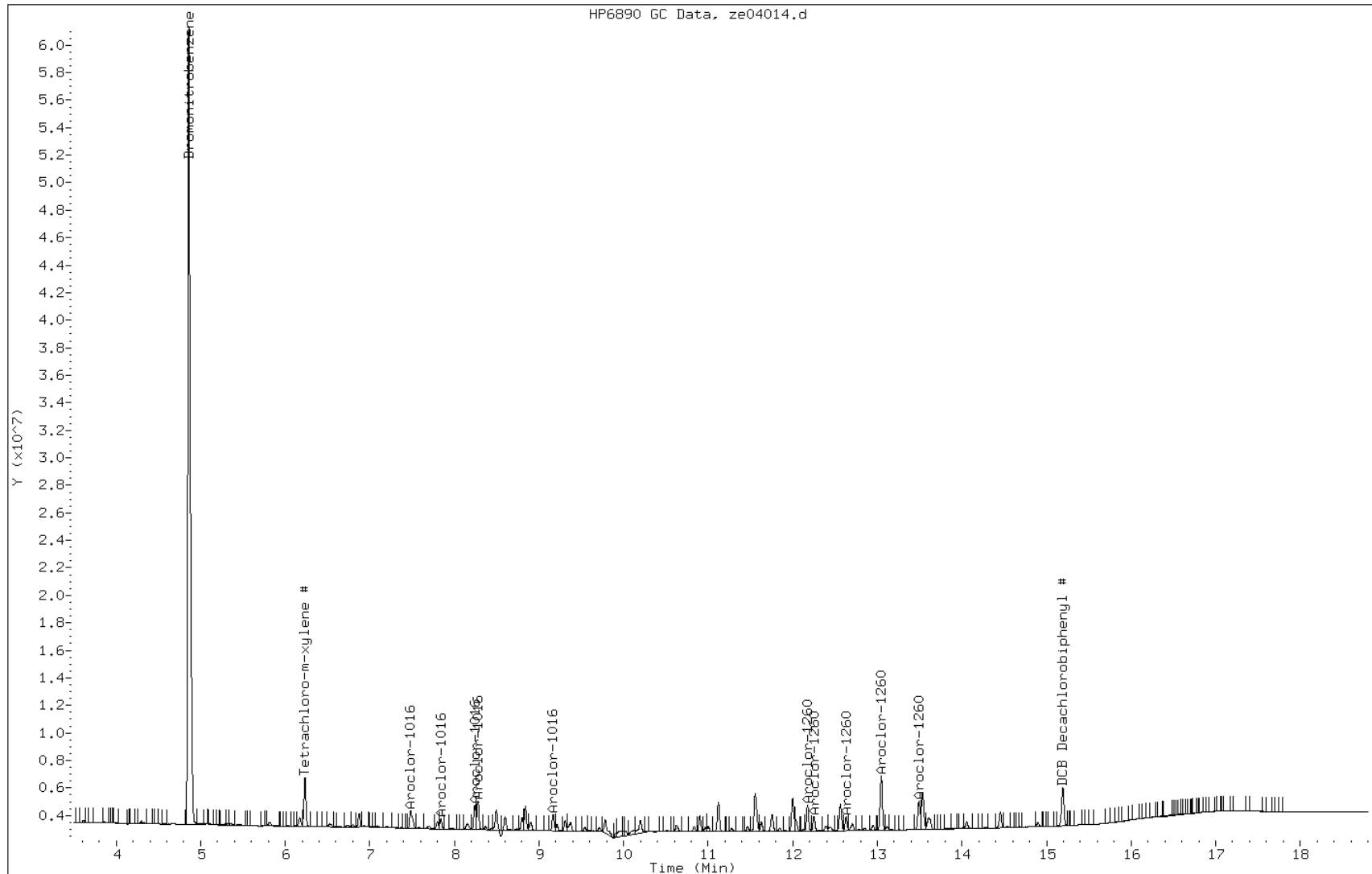
Date: 04-MAY-2013 18:39

Client ID:

Instrument: SGZECD1.i

Sample Info: IC-2981133;1660-1~1Z050413

Operator:



FORM VI  
GC SEMI VOA INITIAL CALIBRATION DATA  
INTERNAL STANDARD CURVE EVALUATION

Lab Name: TestAmerica Savannah Job No.: 680-89791-4 Analy Batch No.: 275673

SDG No.: 68089791-4

Instrument ID: SGZ GC Column: CLP II ID: 0.32 (mm) Heated Purge: (Y/N) N

Calibration Start Date: 05/04/2013 16:47 Calibration End Date: 05/04/2013 18:39 Calibration ID: 17681

Calibration Files:

LEVEL:	LAB SAMPLE ID:	LAB FILE ID:
Level 1	IC 680-275673/9	ze04014.d
Level 2	IC 680-275673/8	ze04013.d
Level 3	IC 680-275673/7	ze04012.d
Level 4	IC 680-275673/6	ze04011.d
Level 5	IC 680-275673/5	ze04010.d
Level 6	IC 680-275673/4	ze04009.d

ANALYTE	RRF					CURVE TYPE	COEFFICIENT			#	MIN RRF	%RSD	#	MAX %RSD	R^2 OR COD	#	MIN R^2 OR COD
	LVL 1 LVL 6	LVL 2	LVL 3	LVL 4	LVL 5		B	M1	M2								
PCB-1016 Peak 1	0.0295 0.0244	0.0282	0.0254	0.0249	0.0244	Ave		0.0261			8.3		20.0				
PCB-1016 Peak 2	0.0423 0.0372	0.0413	0.0360	0.0368	0.0372	Ave		0.0385			6.8		20.0				
PCB-1016 Peak 3	0.0540 0.0476	0.0501	0.0471	0.0472	0.0480	Ave		0.0490			5.4		20.0				
PCB-1016 Peak 4	0.0378 0.0312	0.0356	0.0321	0.0315	0.0315	Ave		0.0333			8.3		20.0				
PCB-1016 Peak 5	0.0223 0.0195	0.0216	0.0197	0.0195	0.0197	Ave		0.0204			6.1		20.0				
PCB-1260 Peak 1	0.0567 0.0521	0.0551	0.0500	0.0508	0.0517	Ave		0.0527			5.0		20.0				
PCB-1260 Peak 2	0.0333 0.0265	0.0288	0.0258	0.0258	0.0262	Ave		0.0277			10.7		20.0				
PCB-1260 Peak 3	0.0571 0.0535	0.0557	0.0505	0.0518	0.0529	Ave		0.0536			4.6		20.0				
PCB-1260 Peak 4	0.0280 0.0250	0.0270	0.0243	0.0246	0.0247	Ave		0.0256			6.0		20.0				
PCB-1260 Peak 5	0.1240 0.1313	0.1212	0.1141	0.1297	0.1295	Ave		0.1250			5.3		20.0				
Tetrachloro-m-xylene	1.0126 1.0601	1.0346	0.9359	1.0375	1.0468	Ave		1.0212			4.4		20.0				
DCB Decachlorobiphenyl	1.1537 1.0719	1.0848	0.9148	1.0898	1.0304	Ave		1.0576			7.6		20.0				

Note: The m1 coefficient is the same as Ave RRF for an Ave curve type.

FORM VI  
GC SEMI VOA INITIAL CALIBRATION DATA  
INTERNAL STANDARD RESPONSE AND CONCENTRATION

Lab Name: TestAmerica Savannah Job No.: 680-89791-4 Analy Batch No.: 275673

SDG No.: 68089791-4

Instrument ID: SGZ GC Column: CLP II ID: 0.32 (mm) Heated Purge: (Y/N) N

Calibration Start Date: 05/04/2013 16:47 Calibration End Date: 05/04/2013 18:39 Calibration ID: 17681

Calibration Files:

LEVEL:	LAB SAMPLE ID:	LAB FILE ID:
Level 1	IC 680-275673/9	ze04014.d
Level 2	IC 680-275673/8	ze04013.d
Level 3	IC 680-275673/7	ze04012.d
Level 4	IC 680-275673/6	ze04011.d
Level 5	IC 680-275673/5	ze04010.d
Level 6	IC 680-275673/4	ze04009.d

ANALYTE	IS REF	CURVE TYPE	RESPONSE					CONCENTRATION (UG/ML)				
			LVL 1 LVL 6	LVL 2	LVL 3	LVL 4	LVL 5	LVL 1 LVL 6	LVL 2	LVL 3	LVL 4	LVL 5
PCB-1016 Peak 1	BNB	Ave	1708842 42997478	3426780	8302937	14687204	29253358	0.0500 1.50	0.100	0.250	0.500	1.00
PCB-1016 Peak 2	BNB	Ave	2448706 65630721	5022114	11780075	21721506	44562113	0.0500 1.50	0.100	0.250	0.500	1.00
PCB-1016 Peak 3	BNB	Ave	3126442 84030132	6088653	15418431	27839549	57553900	0.0500 1.50	0.100	0.250	0.500	1.00
PCB-1016 Peak 4	BNB	Ave	2191161 55031980	4332284	10493820	18600723	37769178	0.0500 1.50	0.100	0.250	0.500	1.00
PCB-1016 Peak 5	BNB	Ave	1294576 34480474	2628186	6429293	11525346	23612124	0.0500 1.50	0.100	0.250	0.500	1.00
PCB-1260 Peak 1	BNB	Ave	3285652 92041382	6699542	16342897	29964171	61942019	0.0500 1.50	0.100	0.250	0.500	1.00
PCB-1260 Peak 2	BNB	Ave	1932283 46816454	3506433	8430371	15237693	31371222	0.0500 1.50	0.100	0.250	0.500	1.00
PCB-1260 Peak 3	BNB	Ave	3310017 94492652	6766338	16520438	30560887	63425501	0.0500 1.50	0.100	0.250	0.500	1.00
PCB-1260 Peak 4	BNB	Ave	1623484 44179864	3286579	7932297	14538283	29663807	0.0500 1.50	0.100	0.250	0.500	1.00
PCB-1260 Peak 5	BNB	Ave	7183936 231690653	14732455	37321044	76519601	155277106	0.0500 1.50	0.100	0.250	0.500	1.00
Tetrachloro-m-xylene	BNB	Ave	4693760 159681377	10062811	19591968	39168015	80326160	0.00400 0.128	0.00800	0.0160	0.0320	0.0640
DCB Decachlorobiphenyl	BNB	Ave	5347574 161459796	10551693	19149292	41143082	79069691	0.00400 0.128	0.00800	0.0160	0.0320	0.0640

Curve Type Legend:

Ave = Average ISTD

TESTAMERICA SAVANNAH

8081/8082 PESTICIDE/PCB

Data file : /chem/SG/SGZECD2.i/1Z050413.b/ze04009.d  
Lab Smp Id: IC-2981127;1660-6  
Inj Date : 04-MAY-2013 16:47  
Operator : Inst ID: SGZECD2.i  
Smp Info : IC-2981127;1660-6~1Z050413  
Misc Info :  
Comment :  
Method : /chem/SG/SGZECD2.i/1Z050413.b/z3-808182-e2.m  
Meth Date : 06-May-2013 12:34 meinckeg Quant Type: ISTD  
Cal Date : 05-MAY-2013 04:42 Cal File: ze04041.d  
Als bottle: 9 Calibration Sample, Level: 6  
Dil Factor: 1.00000  
Integrator: Falcon Compound Sublist: SG1660.sub  
Target Version: 3.50 Sample Matrix: None  
Processing Host: savchem3

AMOUNTS							
RT	EXP RT	(REL RT)	RESPONSE	CAL-AMT	ON-COL	TARGET RANGE	RATIO
==	=====	=====	=====	=====	=====	=====	=====
* 1 Bromonitrobenzene CAS #: 100-02-7							
4.659	4.659	(1.000)	94146117	94146117	0.08000	0.0800 80.00- 120.00	100.00
-----							
\$ 3 Tetrachloro-m-xylene # CAS #: 877-09-8							
6.216	6.216	(1.334)	159681377	159681377	0.12800	0.133 80.00- 120.00	100.00(A)
-----							
34 Aroclor-1016 CAS #: 12674-11-2							
7.744	7.744	(1.662)	42997478	42997478	1.50000	1.40 80.00- 120.00	100.00
8.477	8.477	(1.820)	65630721	65630721	1.50000	1.45 21.81- 61.81	152.64
8.509	8.509	(1.826)	84030132	84030132	1.50000	1.46 57.04- 97.04	195.43
8.724	8.724	(1.873)	55031980	55031980	1.50000	1.40 244.79- 284.79	127.99
8.891	8.891	(1.908)	34480474	34480474	1.50000	1.44 130.07- 170.07	80.19
Average of Peak Amounts =				1.43			
-----							
40 Aroclor-1260 CAS #: 11096-82-5							
12.517	12.517	(2.687)	92041382	92041382	1.50000	1.48 80.00- 120.00	100.00
12.604	12.604	(2.705)	46816454	46816454	1.50000	1.43 36.84- 76.84	50.86
12.981	12.981	(2.786)	94492652	94492652	1.50000	1.50 84.02- 124.02	102.66
13.092	13.092	(2.810)	44179864	44179864	1.50000	1.46 29.57- 69.57	48.00
13.369	13.369	(2.870)	231690653	231690653	1.50000	1.58 196.99- 236.99	251.72
Average of Peak Amounts =				1.49			
-----							
\$ 33 DCB Decachlorobiphenyl # CAS #: 2051-24-3							
15.744	15.744	(3.379)	161459796	161459796	0.12800	0.130 80.00- 120.00	100.00(A)
-----							

QC Flag Legend

A - Target compound detected but, quantitated amount exceeded maximum amount.

Data File: ze04009.d

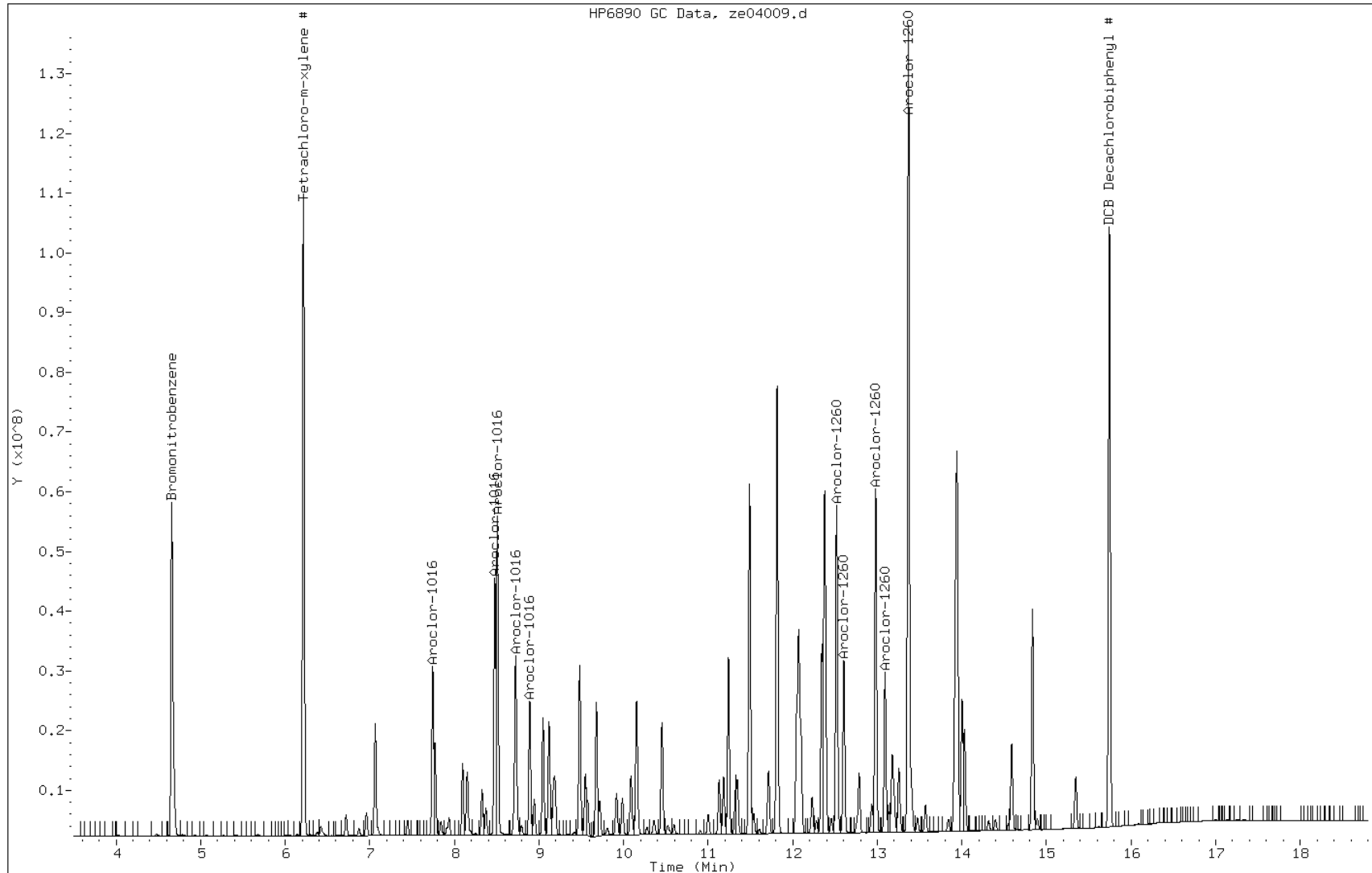
Date: 04-MAY-2013 16:47

Client ID:

Instrument: SGZECD2.i

Sample Info: IC-2981127;1660-6~1Z050413

Operator:





TESTAMERICA SAVANNAH

8081/8082 PESTICIDE/PCB

Data file : /chem/SG/SGZECD2.i/1Z050413.b/ze04010.d  
 Lab Smp Id: IC-2981128;1660-5  
 Inj Date : 04-MAY-2013 17:09  
 Operator : Inst ID: SGZECD2.i  
 Smp Info : IC-2981128;1660-5~1Z050413  
 Misc Info :  
 Comment :  
 Method : /chem/SG/SGZECD2.i/1Z050413.b/z3-808182-e2.m  
 Meth Date : 06-May-2013 12:34 meinckeg Quant Type: ISTD  
 Cal Date : 05-MAY-2013 05:04 Cal File: ze04042.d  
 Als bottle: 10 Calibration Sample, Level: 5  
 Dil Factor: 1.00000  
 Integrator: Falcon Compound Sublist: SG1660.sub  
 Target Version: 3.50 Sample Matrix: None  
 Processing Host: savchem3

AMOUNTS							
RT	EXP RT	(REL RT)	RESPONSE	CAL-AMT (ug/mL)	ON-COL (ug/mL)	TARGET RANGE	RATIO
==	=====	=====	=====	=====	=====	=====	=====
-----							
* 1	Bromonitrobenzene		CAS #: 108-91-3				
4.660	4.660	(1.000)	95918884	95918884	0.08000	0.0800 80.00- 120.00	100.00
-----							
\$ 3	Tetrachloro-m-xylene #		CAS #: 877-09-8				
6.216	6.216	(1.334)	80326160	80326160	0.06400	0.0656 80.00- 120.00	100.00
-----							
34	Aroclor-1016		CAS #: 12674-11-2				
7.745	7.745	(1.662)	29253358	29253358	1.00000	0.934 80.00- 120.00	100.00
8.478	8.478	(1.819)	44562113	44562113	1.00000	0.966 21.81- 61.81	152.33
8.510	8.510	(1.826)	57553900	57553900	1.00000	0.980 57.04- 97.04	196.74
8.725	8.725	(1.872)	37769178	37769178	1.00000	0.946 244.79- 284.79	129.11
8.891	8.891	(1.908)	23612124	23612124	1.00000	0.966 130.07- 170.07	80.72
Average of Peak Amounts =			0.958				
-----							
40	Aroclor-1260		CAS #: 11096-82-5				
12.520	12.520	(2.687)	61942019	61942019	1.00000	0.980 80.00- 120.00	100.00
12.605	12.605	(2.705)	31371222	31371222	1.00000	0.943 36.84- 76.84	50.65
12.981	12.981	(2.786)	63425501	63425501	1.00000	0.987 84.02- 124.02	102.39
13.093	13.093	(2.810)	29663807	29663807	1.00000	0.966 29.57- 69.57	47.89
13.368	13.368	(2.869)	155277106	155277106	1.00000	1.04 196.99- 236.99	250.68
Average of Peak Amounts =			0.982				
-----							
\$ 33	DCB Decachlorobiphenyl #		CAS #: 2051-24-3				
15.745	15.745	(3.379)	79069691	79069691	0.06400	0.0624 80.00- 120.00	100.00
-----							

Data File: ze04010.d

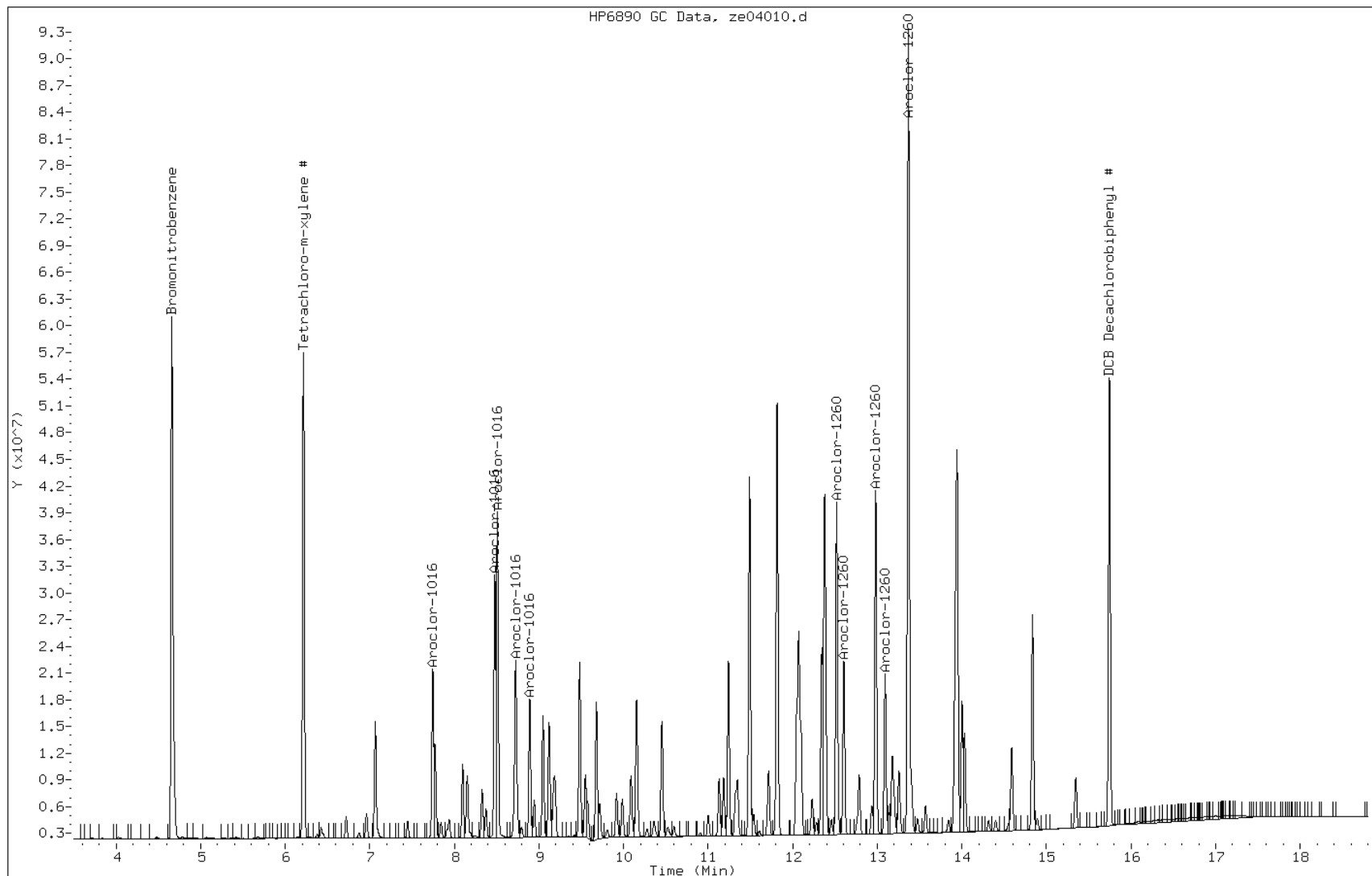
Date: 04-MAY-2013 17:09

Client ID:

Instrument: SGZECD2.i

Sample Info: IC-2981128;1660-5~1Z050413

Operator:



TESTAMERICA SAVANNAH

8081/8082 PESTICIDE/PCB

Data file : /chem/SG/SGZECD2.i/1Z050413.b/ze04011.d  
Lab Smp Id: IC-2981129;1660-4  
Inj Date : 04-MAY-2013 17:32  
Operator : Inst ID: SGZECD2.i  
Smp Info : IC-2981129;1660-4~1Z050413  
Misc Info :  
Comment :  
Method : /chem/SG/SGZECD2.i/1Z050413.b/z3-808182-e2.m  
Meth Date : 06-May-2013 12:34 meinckeg Quant Type: ISTD  
Cal Date : 05-MAY-2013 05:27 Cal File: ze04043.d  
Als bottle: 11 Calibration Sample, Level: 4  
Dil Factor: 1.00000  
Integrator: Falcon Compound Sublist: SG1660.sub  
Target Version: 3.50 Sample Matrix: None  
Processing Host: savchem3

AMOUNTS						
RT	EXP RT	(REL RT)	CAL-AMT	ON-COL	TARGET RANGE	RATIO
==	=====	=====	RESPONSE (ug/mL)	(ug/mL)	=====	=====
* 1 Bromonitrobenzene CAS #: 877-09-8						
4.658	4.658	(1.000)	94379642	94379642 0.08000	0.0800 80.00- 120.00	100.00
-----						
\$ 3 Tetrachloro-m-xylene # CAS #: 877-09-8						
6.216	6.216	(1.335)	39168015	39168015 0.03200	0.0325 80.00- 120.00	100.00
-----						
34 Aroclor-1016 CAS #: 12674-11-2						
7.745	7.745	(1.663)	14687204	14687204 0.50000	0.477 80.00- 120.00	100.00
8.478	8.478	(1.820)	21721506	21721506 0.50000	0.479 21.81- 61.81	147.89
8.508	8.508	(1.827)	27839549	27839549 0.50000	0.482 57.04- 97.04	189.55
8.725	8.725	(1.873)	18600723	18600723 0.50000	0.474 244.79- 284.79	126.65
8.891	8.891	(1.909)	11525346	11525346 0.50000	0.479 130.07- 170.07	78.47
Average of Peak Amounts =			0.478			
-----						
40 Aroclor-1260 CAS #: 11096-82-5						
12.520	12.520	(2.688)	29964171	29964171 0.50000	0.482 80.00- 120.00	100.00
12.605	12.605	(2.706)	15237693	15237693 0.50000	0.465 36.84- 76.84	50.85
12.981	12.981	(2.787)	30560887	30560887 0.50000	0.483 84.02- 124.02	101.99
13.093	13.093	(2.811)	14538283	14538283 0.50000	0.481 29.57- 69.57	48.52
13.368	13.368	(2.870)	76519601	76519601 0.50000	0.519 196.99- 236.99	255.37
Average of Peak Amounts =			0.486			
-----						
\$ 33 DCB Decachlorobiphenyl # CAS #: 2051-24-3						
15.745	15.745	(3.380)	41143082	41143082 0.03200	0.0330 80.00- 120.00	100.00
-----						

Data File: ze04011.d

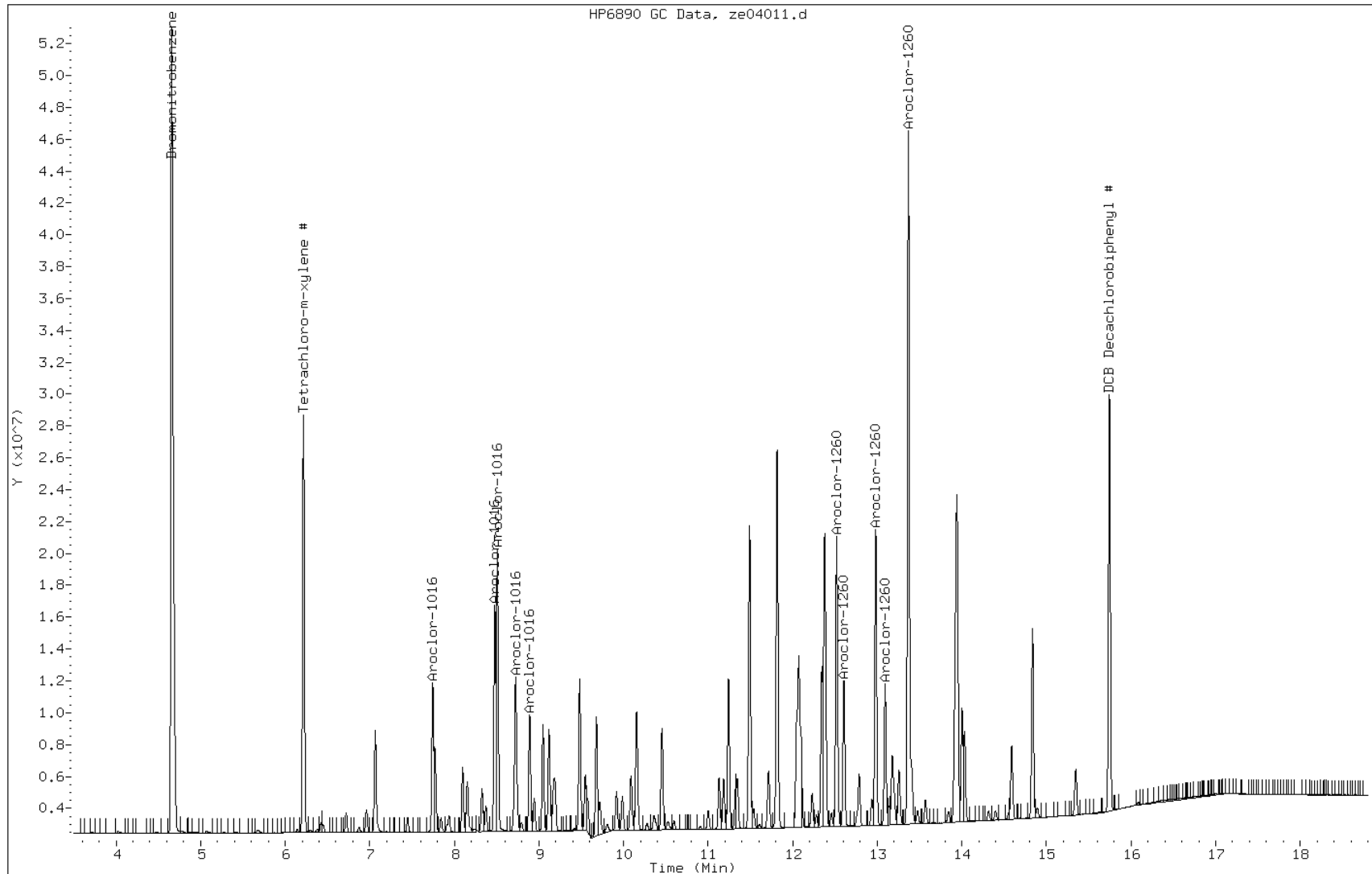
Date: 04-MAY-2013 17:32

Client ID:

Instrument: SGZECD2.i

Sample Info: IC-2981129;1660-4~1Z050413

Operator:



TESTAMERICA SAVANNAH

8081/8082 PESTICIDE/PCB

Data file : /chem/SG/SGZECD2.i/1Z050413.b/ze04012.d  
Lab Smp Id: IC-2981131;1660-3  
Inj Date : 04-MAY-2013 17:54  
Operator : Inst ID: SGZECD2.i  
Smp Info : IC-2981131;1660-3~1Z050413  
Misc Info :  
Comment :  
Method : /chem/SG/SGZECD2.i/1Z050413.b/z3-808182-e2.m  
Meth Date : 06-May-2013 12:34 meinckeg Quant Type: ISTD  
Cal Date : 05-MAY-2013 05:49 Cal File: ze04044.d  
Als bottle: 12 Calibration Sample, Level: 3  
Dil Factor: 1.00000  
Integrator: Falcon Compound Sublist: SG1660.sub  
Target Version: 3.50 Sample Matrix: None  
Processing Host: savchem3

AMOUNTS							
RT	EXP RT	(REL RT)	RESPONSE	CAL-AMT	ON-COL	TARGET RANGE	RATIO
==	=====	=====	=====	=====	=====	=====	=====
-----							
*	1	Bromonitrobenzene			CAS #:		
4.661	4.661	(1.000)	104663609	104663609	0.08000	0.0800 80.00- 120.00	100.00
-----							
\$	3	Tetrachloro-m-xylene #			CAS #: 877-09-8		
6.216	6.216	(1.334)	19591968	19591968	0.01600	0.0147 80.00- 120.00	100.00
-----							
	34	Aroclor-1016			CAS #: 12674-11-2		
7.746	7.746	(1.662)	8302937	8302937	0.25000	0.243 80.00- 120.00	100.00
8.479	8.479	(1.819)	11780075	11780075	0.25000	0.234 21.81- 61.81	141.88
8.509	8.509	(1.826)	15418431	15418431	0.25000	0.240 57.04- 97.04	185.70
8.724	8.724	(1.872)	10493820	10493820	0.25000	0.241 244.79- 284.79	126.39
8.893	8.893	(1.908)	6429293	6429293	0.25000	0.241 130.07- 170.07	77.43
Average of Peak Amounts =			0.24				
-----							
	40	Aroclor-1260			CAS #: 11096-82-5		
12.519	12.519	(2.686)	16342897	16342897	0.25000	0.237 80.00- 120.00	100.00
12.606	12.606	(2.705)	8430371	8430371	0.25000	0.232 36.84- 76.84	51.58
12.981	12.981	(2.785)	16520438	16520438	0.25000	0.236 84.02- 124.02	101.09
13.093	13.093	(2.809)	7932297	7932297	0.25000	0.237 29.57- 69.57	48.54
13.369	13.369	(2.868)	37321044	37321044	0.25000	0.228 196.99- 236.99	228.36
Average of Peak Amounts =			0.234				
-----							
\$	33	DCB Decachlorobiphenyl #			CAS #: 2051-24-3		
15.744	15.744	(3.378)	19149292	19149292	0.01600	0.0138 80.00- 120.00	100.00
-----							

Data File: ze04012.d

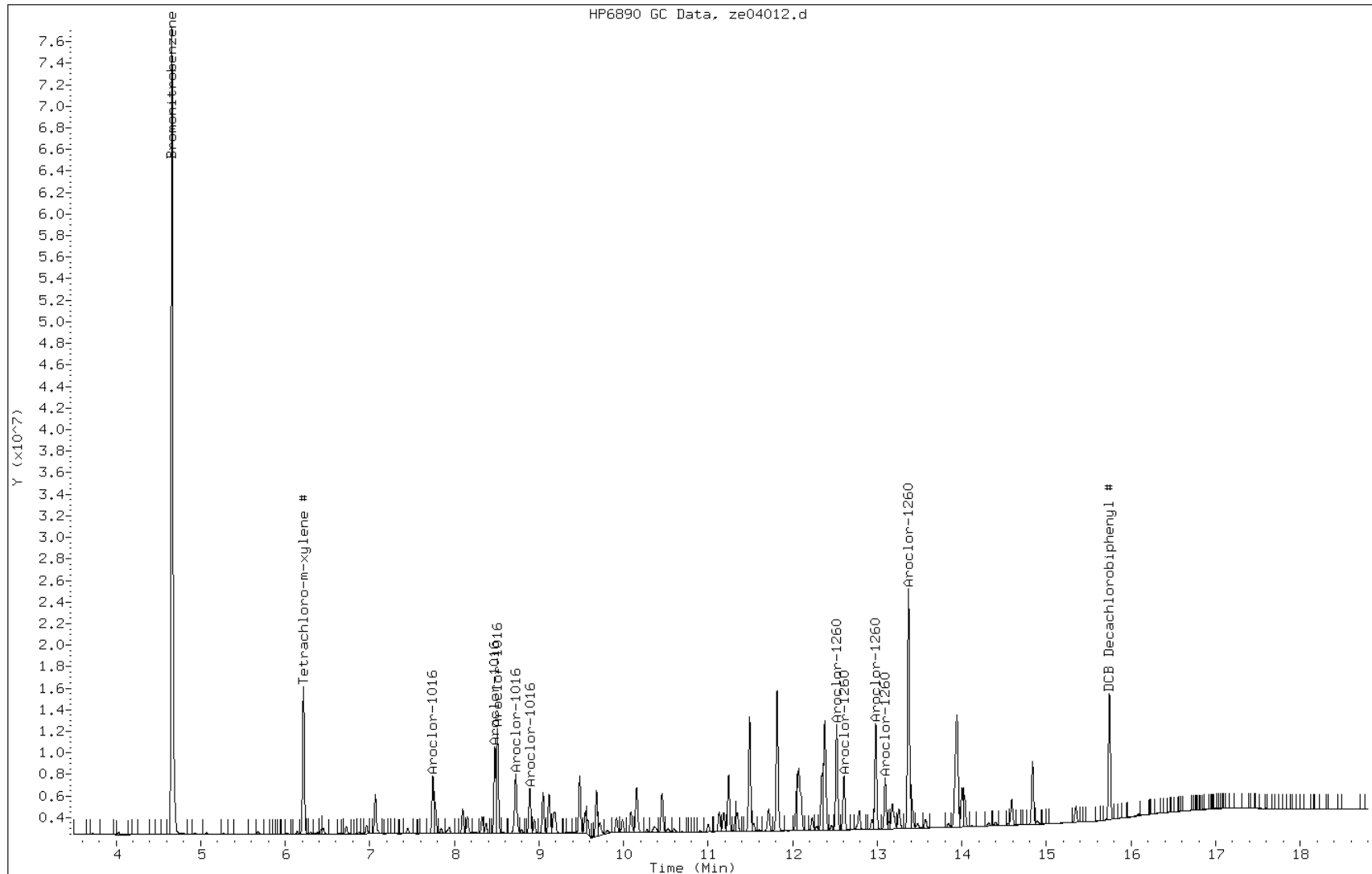
Date: 04-MAY-2013 17:54

Client ID:

Instrument: SGZECD2.i

Sample Info: IC-2981131;1660-3~1Z050413

Operator:



TESTAMERICA SAVANNAH

8081/8082 PESTICIDE/PCB

Data file : /chem/SG/SGZECD2.i/1Z050413.b/ze04013.d  
 Lab Smp Id: IC-2981132;1660-2  
 Inj Date : 04-MAY-2013 18:16  
 Operator : Inst ID: SGZECD2.i  
 Smp Info : IC-2981132;1660-2~1Z050413  
 Misc Info :  
 Comment :  
 Method : /chem/SG/SGZECD2.i/1Z050413.b/z3-808182-e2.m  
 Meth Date : 06-May-2013 12:34 meinckeg Quant Type: ISTD  
 Cal Date : 05-MAY-2013 06:11 Cal File: ze04045.d  
 Als bottle: 13 Calibration Sample, Level: 2  
 Dil Factor: 1.00000  
 Integrator: Falcon Compound Sublist: SG1660.sub  
 Target Version: 3.50 Sample Matrix: None  
 Processing Host: savchem3

AMOUNTS						
RT	EXP RT (REL RT)	RESPONSE	CAL-AMT (ug/mL)	ON-COL (ug/mL)	TARGET RANGE	RATIO
==	=====	=====	=====	=====	=====	=====
-----						
* 1	Bromonitrobenzene				CAS #:	
4.660	4.660 (1.000)	97265833	97265833	0.08000	0.0800 80.00- 120.00	100.00
-----						
\$ 3	Tetrachloro-m-xylene #				CAS #: 877-09-8	
6.217	6.217 (1.334)	10062811	10062811	0.00800	0.00810 80.00- 120.00	100.00
-----						
34	Aroclor-1016				CAS #: 12674-11-2	
7.745	7.745 (1.662)	3426780	3426780	0.10000	0.108 80.00- 120.00	100.00
8.479	8.479 (1.819)	5022114	5022114	0.10000	0.107 21.81- 61.81	146.55
8.509	8.509 (1.826)	6088653	6088653	0.10000	0.102 57.04- 97.04	177.68
8.724	8.724 (1.872)	4332284	4332284	0.10000	0.107 244.79- 284.79	126.42
8.892	8.892 (1.908)	2628186	2628186	0.10000	0.106 130.07- 170.07	76.70
	Average of Peak Amounts =			0.106		
-----						
40	Aroclor-1260				CAS #: 11096-82-5	
12.519	12.519 (2.686)	6699542	6699542	0.10000	0.104 80.00- 120.00	100.00
12.604	12.604 (2.704)	3506433	3506433	0.10000	0.104 36.84- 76.84	52.34
12.980	12.980 (2.785)	6766338	6766338	0.10000	0.104 84.02- 124.02	101.00
13.094	13.094 (2.810)	3286579	3286579	0.10000	0.106 29.57- 69.57	49.06
13.367	13.367 (2.868)	14732455	14732455	0.10000	0.0970 196.99- 236.99	219.90
	Average of Peak Amounts =			0.103		
-----						
\$ 33	DCB Decachlorobiphenyl #				CAS #: 2051-24-3	
15.745	15.745 (3.379)	10551693	10551693	0.00800	0.00821 80.00- 120.00	100.00
-----						

Data File: ze04013.d

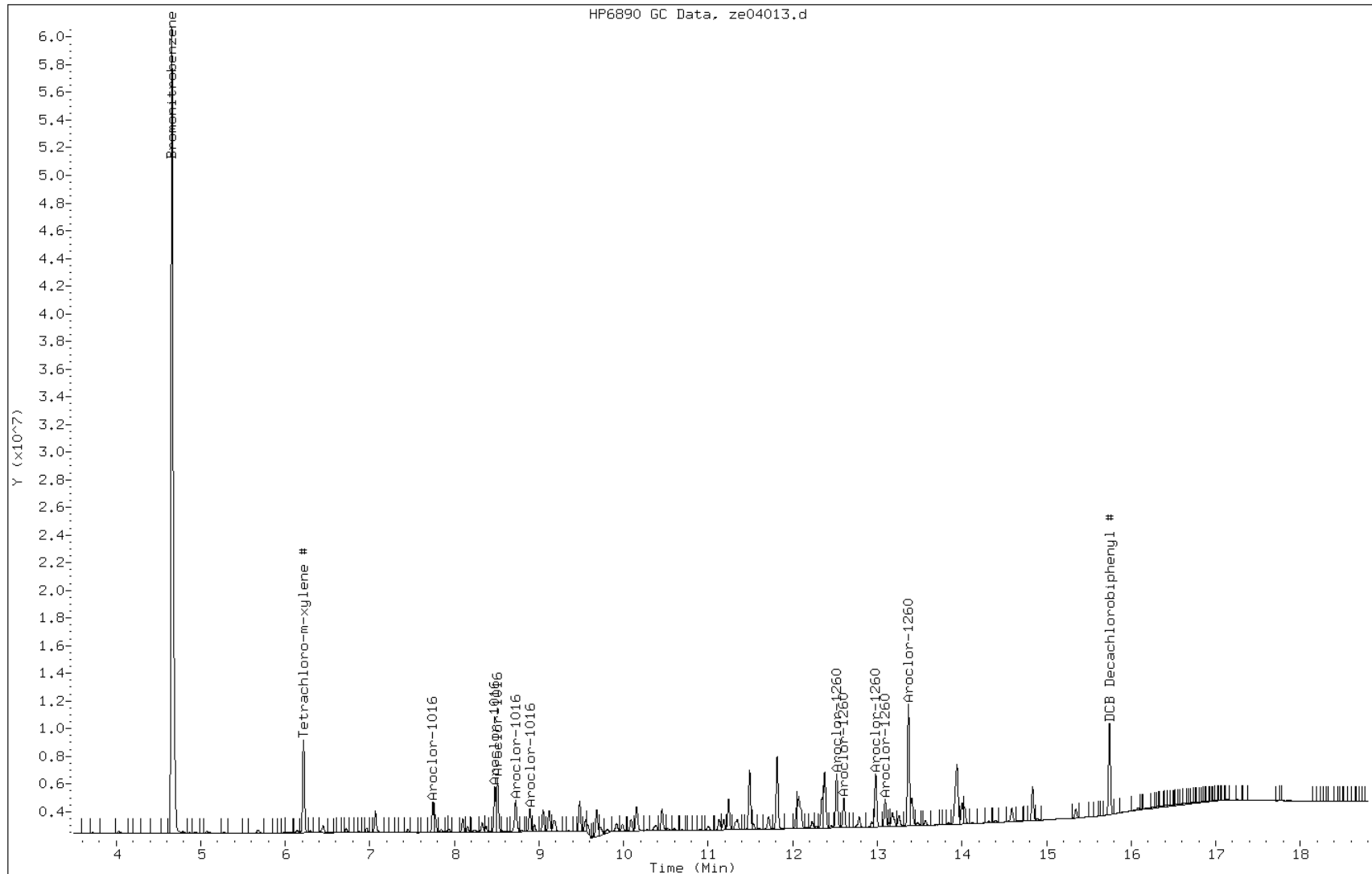
Date: 04-MAY-2013 18:16

Client ID:

Instrument: SGZECD2.i

Sample Info: IC-2981132;1660-2~1Z050413

Operator:





TESTAMERICA SAVANNAH

8081/8082 PESTICIDE/PCB

Data file : /chem/SG/SGZECD2.i/1Z050413.b/ze04014.d  
 Lab Smp Id: IC-2981133;1660-1  
 Inj Date : 04-MAY-2013 18:39  
 Operator : Inst ID: SGZECD2.i  
 Smp Info : IC-2981133;1660-1~1Z050413  
 Misc Info :  
 Comment :  
 Method : /chem/SG/SGZECD2.i/1Z050413.b/z3-808182-e2.m  
 Meth Date : 06-May-2013 12:34 meinckeg Quant Type: ISTD  
 Cal Date : 05-MAY-2013 06:34 Cal File: ze04046.d  
 Als bottle: 14 Calibration Sample, Level: 1  
 Dil Factor: 1.00000  
 Integrator: Falcon Compound Sublist: SG1660.sub  
 Target Version: 3.50 Sample Matrix: None  
 Processing Host: savchem3

AMOUNTS						
RT	EXP RT (REL RT)	RESPONSE (ug/mL)	CAL-AMT (ug/mL)	ON-COL (ug/mL)	TARGET RANGE	RATIO
==	=====	=====	=====	=====	=====	=====
* 1 Bromonitrobenzene CAS #: 92706690						
4.660	4.660 (1.000)	92706690	92706690	0.08000	0.0800 80.00- 120.00	100.00
-----						
\$ 3 Tetrachloro-m-xylene # CAS #: 877-09-8						
6.218	6.218 (1.334)	4693760	4693760	0.00400	0.00397 80.00- 120.00	100.00
-----						
34 Aroclor-1016 CAS #: 12674-11-2						
7.746	7.746 (1.662)	1708842	1708842	0.05000	0.0564 80.00- 120.00	100.00
8.480	8.480 (1.820)	2448706	2448706	0.05000	0.0549 21.81- 61.81	143.30
8.510	8.510 (1.826)	3126442	3126442	0.05000	0.0551 57.04- 97.04	182.96
8.726	8.726 (1.873)	2191161	2191161	0.05000	0.0568 244.79- 284.79	128.22
8.893	8.893 (1.909)	1294576	1294576	0.05000	0.0548 130.07- 170.07	75.76
Average of Peak Amounts =		0.0556				
-----						
40 Aroclor-1260 CAS #: 11096-82-5						
12.520	12.520 (2.687)	3285652	3285652	0.05000	0.0538 80.00- 120.00	100.00
12.605	12.605 (2.705)	1932283	1932283	0.05000	0.0601 36.84- 76.84	58.81
12.983	12.983 (2.786)	3310017	3310017	0.05000	0.0533 84.02- 124.02	100.74
13.095	13.095 (2.810)	1623484	1623484	0.05000	0.0547 29.57- 69.57	49.41
13.370	13.370 (2.869)	7183936	7183936	0.05000	0.0496 196.99- 236.99	218.65
Average of Peak Amounts =		0.0543				
-----						
\$ 33 DCB Decachlorobiphenyl # CAS #: 2051-24-3						
15.745	15.745 (3.379)	5347574	5347574	0.00400	0.00436 80.00- 120.00	100.00
-----						

Data File: ze04014.d

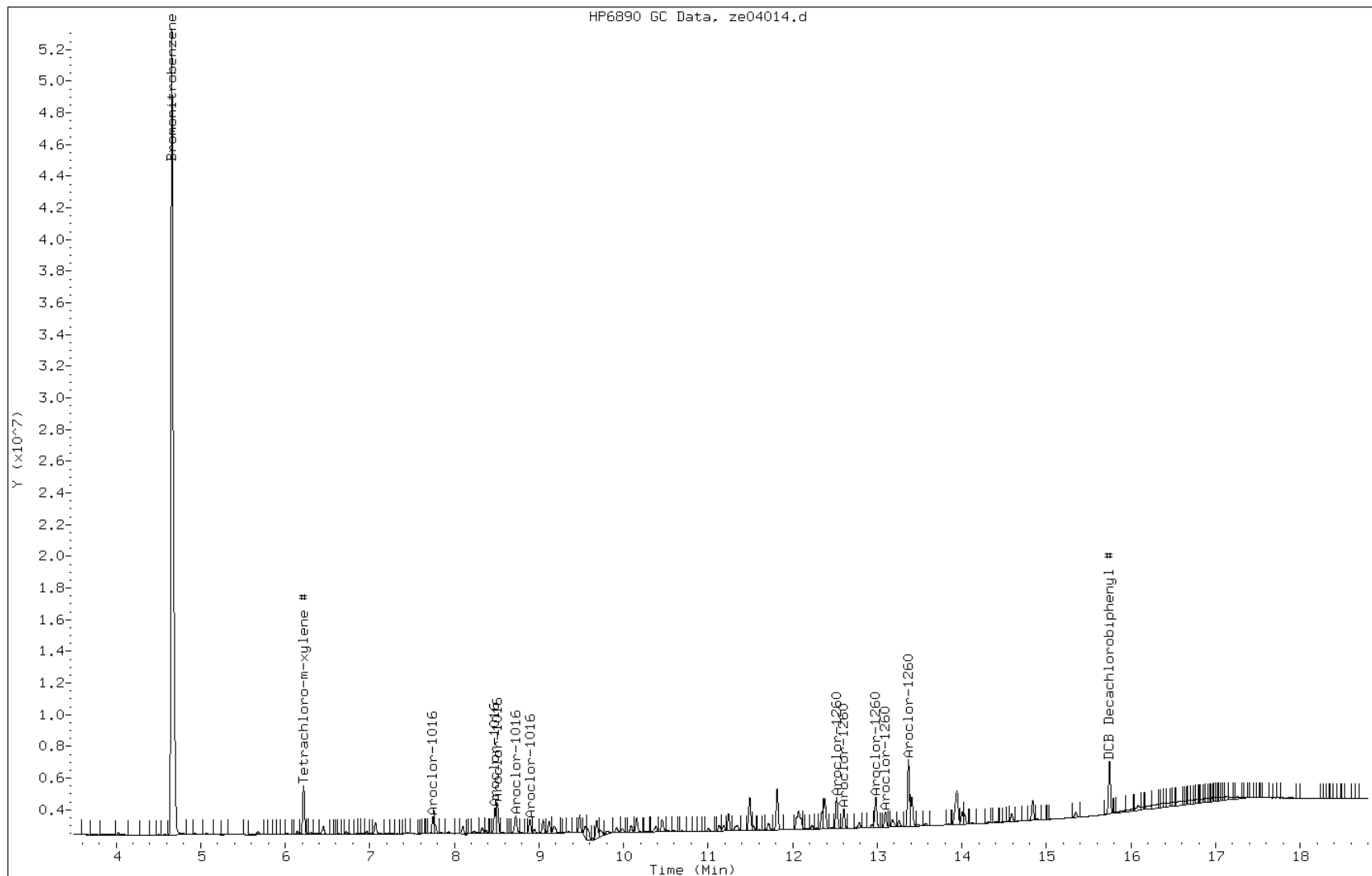
Date: 04-MAY-2013 18:39

Client ID:

Instrument: SGZECD2.i

Sample Info: IC-2981133;1660-1~1Z050413

Operator:



FORM VI  
GC SEMI VOA INITIAL CALIBRATION DATA  
INTERNAL STANDARD CURVE EVALUATION

Lab Name: TestAmerica Savannah Job No.: 680-89791-4 Analy Batch No.: 275673

SDG No.: 68089791-4

Instrument ID: SGZ GC Column: CLP I ID: 0.32 (mm) Heated Purge: (Y/N) N

Calibration Start Date: 05/04/2013 19:23 Calibration End Date: 05/04/2013 19:23 Calibration ID: 17673

Calibration Files:

LEVEL:	LAB SAMPLE ID:	LAB FILE ID:
Level 1	IC 680-275673/11	ze04016.d

ANALYTE	RRF					CURVE TYPE	COEFFICIENT			#	MIN RRF	%RSD	#	MAX %RSD	R^2 OR COD	#	MIN R^2 OR COD
	LVL 1						B	M1	M2								
PCB-1221 Peak 1	0.0109					Ave		0.0109					20.0				
PCB-1221 Peak 2	0.0068					Ave		0.0068					20.0				
PCB-1221 Peak 3	0.0244					Ave		0.0244					20.0				
PCB-1254 Peak 1	0.0311					Ave		0.0311					20.0				
PCB-1254 Peak 2	0.0422					Ave		0.0422					20.0				
PCB-1254 Peak 3	0.0549					Ave		0.0549					20.0				
PCB-1254 Peak 4	0.0420					Ave		0.0420					20.0				
PCB-1254 Peak 5	0.0233					Ave		0.0233					20.0				

Note: The m1 coefficient is the same as Ave RRF for an Ave curve type.

FORM VI  
GC SEMI VOA INITIAL CALIBRATION DATA  
INTERNAL STANDARD RESPONSE AND CONCENTRATION

Lab Name: TestAmerica Savannah Job No.: 680-89791-4 Analy Batch No.: 275673

SDG No.: 68089791-4

Instrument ID: SGZ GC Column: CLP I ID: 0.32 (mm) Heated Purge: (Y/N) N

Calibration Start Date: 05/04/2013 19:23 Calibration End Date: 05/04/2013 19:23 Calibration ID: 17673

Calibration Files:

LEVEL:	LAB SAMPLE ID:	LAB FILE ID:
Level 1	IC 680-275673/11	ze04016.d

ANALYTE	IS REF	CURVE TYPE	RESPONSE					CONCENTRATION (UG/ML)				
			LVL 1					LVL 1				
PCB-1221 Peak 1	BNB	Ave	8032445					0.500				
PCB-1221 Peak 2	BNB	Ave	5020672					0.500				
PCB-1221 Peak 3	BNB	Ave	18007943					0.500				
PCB-1254 Peak 1	BNB	Ave	22950208					0.500				
PCB-1254 Peak 2	BNB	Ave	31138743					0.500				
PCB-1254 Peak 3	BNB	Ave	40508962					0.500				
PCB-1254 Peak 4	BNB	Ave	30997300					0.500				
PCB-1254 Peak 5	BNB	Ave	17232829					0.500				

Curve Type Legend:

Ave = Average ISTD

TESTAMERICA SAVANNAH

8081/8082 PESTICIDE/PCB

Data file : /chem/SG/SGZECD1.i/1Z050413.b/ze04016.d  
Lab Smp Id: IC-2981136;2154  
Inj Date : 04-MAY-2013 19:23  
Operator : Inst ID: SGZECD1.i  
Smp Info : IC-2981136;2154~1Z050413  
Misc Info :  
Comment :  
Method : /chem/SG/SGZECD1.i/1Z050413.b/z3-808182-e1.m  
Meth Date : 06-May-2013 11:00 meinckeg Quant Type: ISTD  
Cal Date : 05-MAY-2013 05:27 Cal File: ze04043.d  
Als bottle: 16 Calibration Sample, Level: 4  
Dil Factor: 1.00000  
Integrator: Falcon Compound Sublist: SG2154.sub  
Target Version: 3.50 Sample Matrix: None  
Processing Host: savchem3

AMOUNTS						
RT	EXP RT (REL RT)	RESPONSE (ug/mL)	CAL-AMT (ug/mL)	ON-COL (ug/mL)	TARGET RANGE	RATIO
==	=====	=====	=====	=====	=====	=====
-----						
* 1	Bromonitrobenzene				CAS #:	
4.857	4.857 (1.000)	118119776	118119776	0.08000	0.0800 80.00- 120.00	100.00
-----						
35	Aroclor-1221				CAS #: 11104-28-2	
6.541	6.541 (1.347)	8032445	8032445	0.50000	0.500 80.00- 120.00	100.00
6.801	6.801 (1.400)	5020672	5020672	0.50000	0.500 36.22- 76.22	62.50
6.872	6.872 (1.415)	18007943	18007943	0.50000	0.500 225.49- 265.49	224.19
Average of Peak Amounts =		0.5				
-----						
39	Aroclor-1254				CAS #: 11097-69-1	
9.782	9.782 (2.014)	22950208	22950208	0.50000	0.500 80.00- 120.00	100.00
10.197	10.197 (2.099)	31138743	31138743	0.50000	0.500 110.79- 150.79	135.68
10.832	10.832 (2.230)	40508962	40508962	0.50000	0.500 147.87- 187.87	176.51
11.272	11.272 (2.321)	30997300	30997300	0.50000	0.500 35.73- 75.73	135.06
11.709	11.709 (2.411)	17232829	17232829	0.50000	0.500 0.00- 20.00	75.09
Average of Peak Amounts =		0.5				
-----						

Data File: ze04016.d

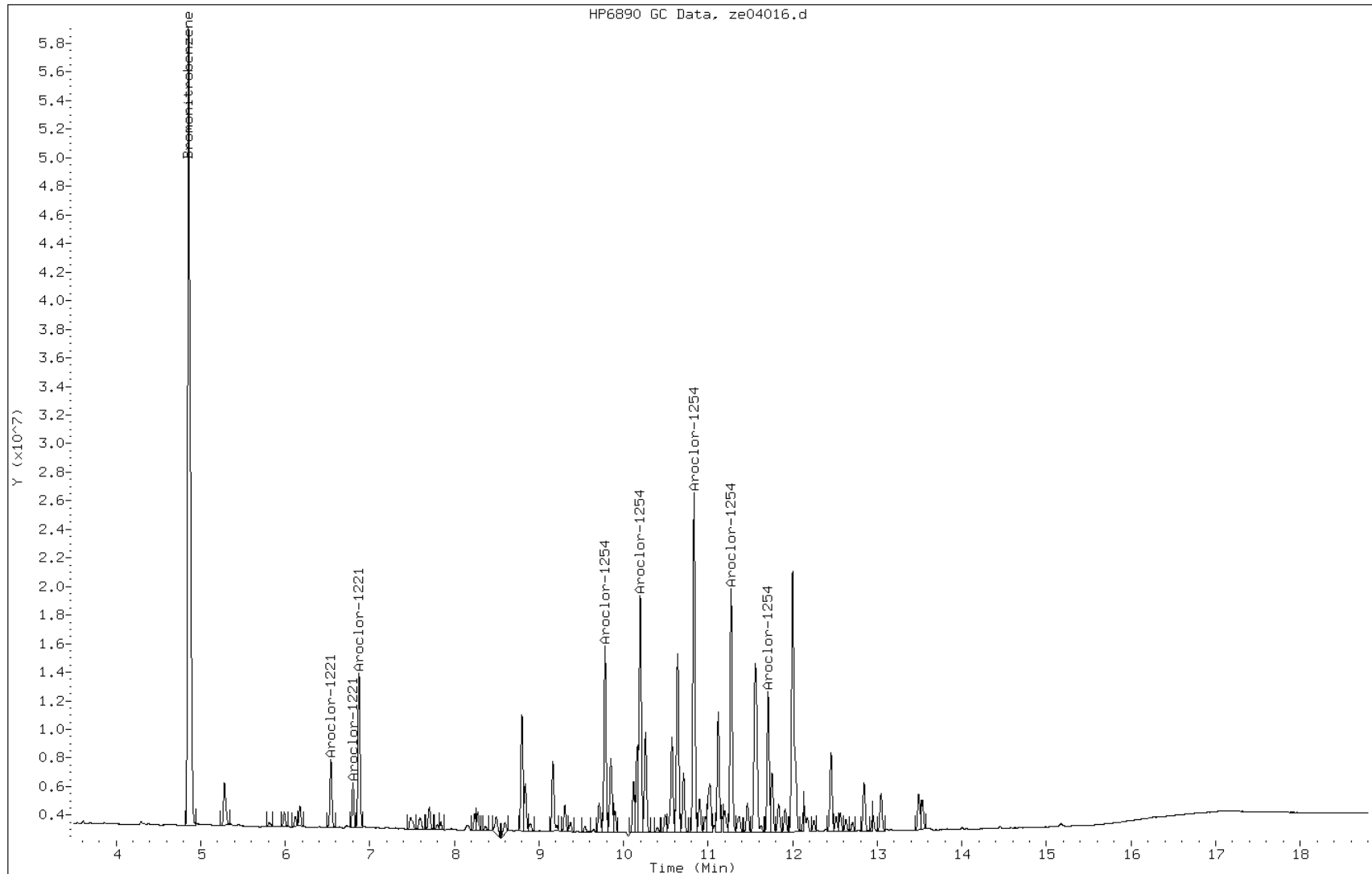
Date: 04-MAY-2013 19:23

Client ID:

Instrument: SGZECD1.i

Sample Info: IC-2981136;2154~1Z050413

Operator:



FORM VI  
GC SEMI VOA INITIAL CALIBRATION DATA  
INTERNAL STANDARD CURVE EVALUATION

Lab Name: TestAmerica Savannah Job No.: 680-89791-4 Analy Batch No.: 275673

SDG No.: 68089791-4

Instrument ID: SGZ GC Column: CLP II ID: 0.32 (mm) Heated Purge: (Y/N) N

Calibration Start Date: 05/04/2013 19:23 Calibration End Date: 05/04/2013 19:23 Calibration ID: 17682

Calibration Files:

LEVEL:	LAB SAMPLE ID:	LAB FILE ID:
Level 1	IC 680-275673/11	ze04016.d

ANALYTE	RRF					CURVE TYPE	COEFFICIENT			#	MIN RRF	%RSD	#	MAX %RSD	R^2 OR COD	#	MIN R^2 OR COD
	LVL 1						B	M1	M2								
PCB-1221 Peak 1	0.0110					Ave		0.0110					20.0				
PCB-1221 Peak 2	0.0071					Ave		0.0071					20.0				
PCB-1221 Peak 3	0.0261					Ave		0.0261					20.0				
PCB-1254 Peak 1	0.0409					Ave		0.0409					20.0				
PCB-1254 Peak 2	0.0462					Ave		0.0462					20.0				
PCB-1254 Peak 3	0.0656					Ave		0.0656					20.0				
PCB-1254 Peak 4	0.0490					Ave		0.0490					20.0				
PCB-1254 Peak 5	0.0395					Ave		0.0395					20.0				

Note: The m1 coefficient is the same as Ave RRF for an Ave curve type.

FORM VI  
GC SEMI VOA INITIAL CALIBRATION DATA  
INTERNAL STANDARD RESPONSE AND CONCENTRATION

Lab Name: TestAmerica Savannah Job No.: 680-89791-4 Analy Batch No.: 275673

SDG No.: 68089791-4

Instrument ID: SGZ GC Column: CLP II ID: 0.32 (mm) Heated Purge: (Y/N) N

Calibration Start Date: 05/04/2013 19:23 Calibration End Date: 05/04/2013 19:23 Calibration ID: 17682

Calibration Files:

LEVEL:	LAB SAMPLE ID:	LAB FILE ID:
Level 1	IC 680-275673/11	ze04016.d

ANALYTE	IS REF	CURVE TYPE	RESPONSE					CONCENTRATION (UG/ML)				
			LVL 1					LVL 1				
PCB-1221 Peak 1	BNB	Ave	6545458					0.500				
PCB-1221 Peak 2	BNB	Ave	4227663					0.500				
PCB-1221 Peak 3	BNB	Ave	15582146					0.500				
PCB-1254 Peak 1	BNB	Ave	24465047					0.500				
PCB-1254 Peak 2	BNB	Ave	27624886					0.500				
PCB-1254 Peak 3	BNB	Ave	39221151					0.500				
PCB-1254 Peak 4	BNB	Ave	29284957					0.500				
PCB-1254 Peak 5	BNB	Ave	23632529					0.500				

Curve Type Legend:

Ave = Average ISTD



TESTAMERICA SAVANNAH

8081/8082 PESTICIDE/PCB

Data file : /chem/SG/SGZECD2.i/1Z050413.b/ze04016.d  
Lab Smp Id: IC-2981136;2154  
Inj Date : 04-MAY-2013 19:23  
Operator : Inst ID: SGZECD2.i  
Smp Info : IC-2981136;2154~1Z050413  
Misc Info :  
Comment :  
Method : /chem/SG/SGZECD2.i/1Z050413.b/z3-808182-e2.m  
Meth Date : 06-May-2013 12:35 meinckeg Quant Type: ISTD  
Cal Date : 05-MAY-2013 05:27 Cal File: ze04043.d  
Als bottle: 16 Calibration Sample, Level: 4  
Dil Factor: 1.00000  
Integrator: Falcon Compound Sublist: SG2154.sub  
Target Version: 3.50 Sample Matrix: None  
Processing Host: savchem3

AMOUNTS						
RT	EXP RT (REL RT)	CAL-AMT	ON-COL	TARGET RANGE	RATIO	
==	=====	RESPONSE (ug/mL)	(ug/mL)	=====	=====	
-----						
* 1	Bromonitrobenzene	CAS #:				
4.660	4.660 (1.000)	95626887	95626887	0.08000	0.0800	80.00- 120.00 100.00
-----						
35	Aroclor-1221	CAS #: 11104-28-2				
6.723	6.723 (1.443)	6545458	6545458	0.50000	0.500	80.00- 120.00 100.00
6.963	6.963 (1.494)	4227663	4227663	0.50000	0.500	39.54- 79.54 64.59
7.066	7.066 (1.516)	15582146	15582146	0.50000	0.500	237.20- 277.20 238.06
Average of Peak Amounts =		0.5				
-----						
39	Aroclor-1254	CAS #: 11097-69-1				
10.155	10.155 (2.179)	24465047	24465047	0.50000	0.500	80.00- 120.00 100.00
10.455	10.455 (2.244)	27624886	27624886	0.50000	0.500	77.34- 117.34 112.92
11.185	11.185 (2.400)	39221151	39221151	0.50000	0.500	116.51- 156.51 160.32
11.540	11.540 (2.476)	29284957	29284957	0.50000	0.500	83.59- 123.59 119.70
12.088	12.088 (2.594)	23632529	23632529	0.50000	0.500	19.72- 59.72 96.60
Average of Peak Amounts =		0.5				
-----						

Data File: ze04016.d

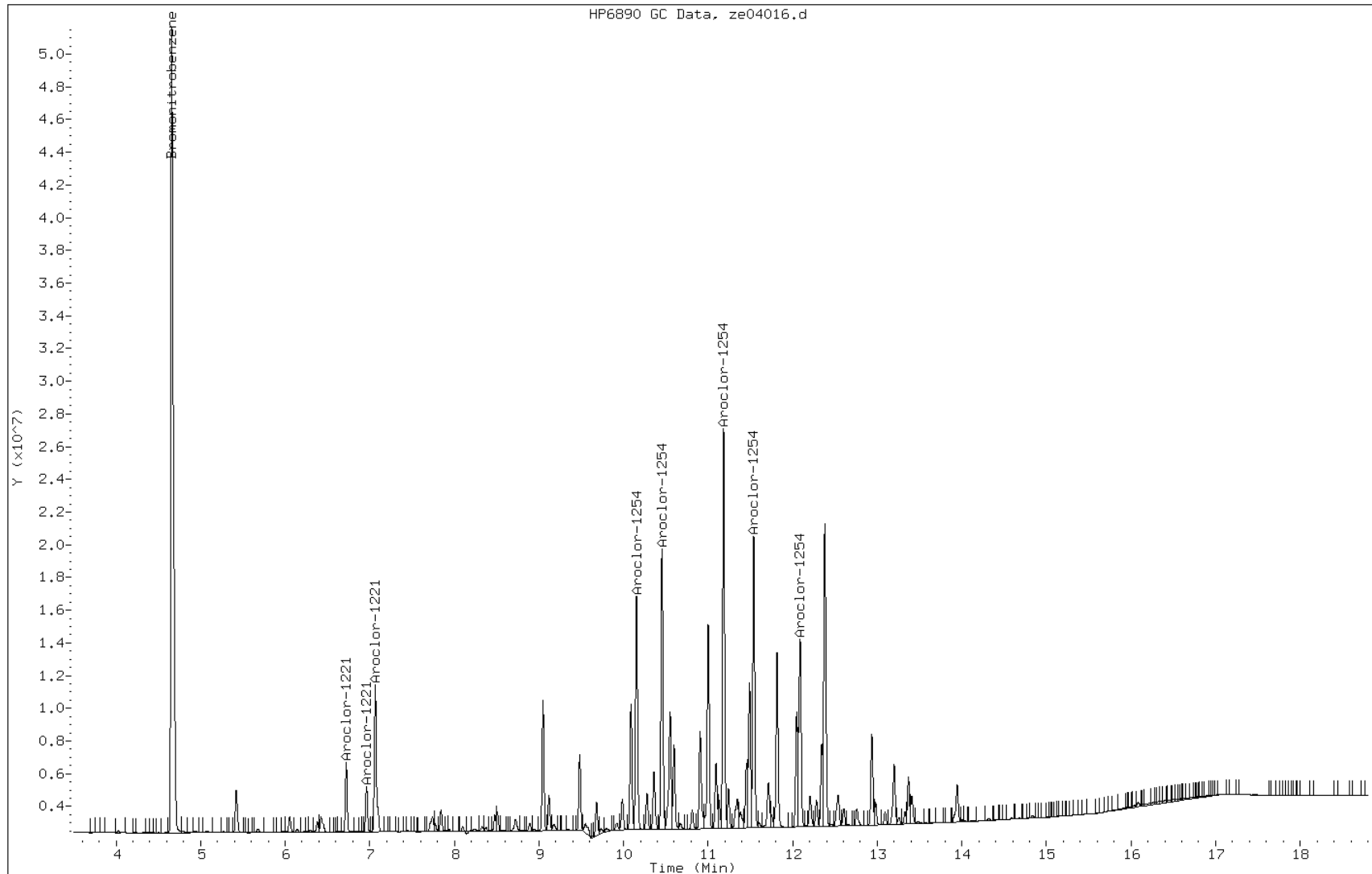
Date: 04-MAY-2013 19:23

Client ID:

Instrument: SGZECD2.i

Sample Info: IC-2981136;2154~1Z050413

Operator:



FORM VI  
GC SEMI VOA INITIAL CALIBRATION DATA  
INTERNAL STANDARD CURVE EVALUATION

Lab Name: TestAmerica Savannah Job No.: 680-89791-4 Analy Batch No.: 275673

SDG No.: 68089791-4

Instrument ID: SGZ GC Column: CLP I ID: 0.32 (mm) Heated Purge: (Y/N) N

Calibration Start Date: 05/04/2013 19:46 Calibration End Date: 05/04/2013 19:46 Calibration ID: 17674

Calibration Files:

LEVEL:	LAB SAMPLE ID:	LAB FILE ID:
Level 1	IC 680-275673/12	ze04017.d

ANALYTE	RRF					CURVE TYPE	COEFFICIENT			#	MIN RRF	%RSD	#	MAX %RSD	R^2 OR COD	#	MIN R^2 OR COD
	LVL 1						B	M1	M2								
PCB-1232 Peak 1	0.0172					Ave		0.0172						20.0			
PCB-1232 Peak 2	0.0210					Ave		0.0210						20.0			
PCB-1232 Peak 3	0.0151					Ave		0.0151						20.0			
PCB-1232 Peak 4	0.0103					Ave		0.0103						20.0			
PCB-1232 Peak 5	0.0106					Ave		0.0106						20.0			

Note: The m1 coefficient is the same as Ave RRF for an Ave curve type.

FORM VI  
GC SEMI VOA INITIAL CALIBRATION DATA  
INTERNAL STANDARD RESPONSE AND CONCENTRATION

Lab Name: TestAmerica Savannah Job No.: 680-89791-4 Analy Batch No.: 275673

SDG No.: 68089791-4

Instrument ID: SGZ GC Column: CLP I ID: 0.32 (mm) Heated Purge: (Y/N) N

Calibration Start Date: 05/04/2013 19:46 Calibration End Date: 05/04/2013 19:46 Calibration ID: 17674

Calibration Files:

LEVEL:	LAB SAMPLE ID:	LAB FILE ID:
Level 1	IC 680-275673/12	ze04017.d

ANALYTE	IS REF	CURVE TYPE	RESPONSE					CONCENTRATION (UG/ML)				
			LVL 1					LVL 1				
PCB-1232 Peak 1	BNB	Ave	12371202					0.500				
PCB-1232 Peak 2	BNB	Ave	15091786					0.500				
PCB-1232 Peak 3	BNB	Ave	10852121					0.500				
PCB-1232 Peak 4	BNB	Ave	7379263					0.500				
PCB-1232 Peak 5	BNB	Ave	7623699					0.500				

Curve Type Legend:

Ave = Average ISTD

TESTAMERICA SAVANNAH

8081/8082 PESTICIDE/PCB

Data file : /chem/SG/SGZECD1.i/1Z050413.b/ze04017.d  
 Lab Smp Id: IC-2981137;3262  
 Inj Date : 04-MAY-2013 19:46  
 Operator : Inst ID: SGZECD1.i  
 Smp Info : IC-2981137;3262~1Z050413  
 Misc Info :  
 Comment :  
 Method : /chem/SG/SGZECD1.i/1Z050413.b/z3-808182-e1.m  
 Meth Date : 06-May-2013 11:00 meinckeg Quant Type: ISTD  
 Cal Date : 05-MAY-2013 05:27 Cal File: ze04043.d  
 Als bottle: 17 Calibration Sample, Level: 4  
 Dil Factor: 1.00000  
 Integrator: Falcon Compound Sublist: SG3262.sub  
 Target Version: 3.50 Sample Matrix: None  
 Processing Host: savchem3

AMOUNTS

RT	EXP RT (REL RT)	RESPONSE (ug/mL)	CAL-AMT (ug/mL)	ON-COL (ug/mL)	TARGET RANGE	RATIO
==	=====	=====	=====	=====	=====	=====
* 1 Bromonitrobenzene CAS #: 114807182						
4.858	4.858 (1.000)	114807182	114807182	0.08000	0.0800 80.00- 120.00	100.00
-----						
36 Aroclor-1232 CAS #: 11141-16-5						
7.481	7.481 (1.540)	12371202	12371202	0.50000	0.500 80.00- 120.00	100.00
8.278	8.278 (1.704)	15091786	15091786	0.50000	0.500 108.94- 148.94	121.99
8.496	8.496 (1.749)	10852121	10852121	0.50000	0.500 70.16- 110.16	87.72
8.599	8.599 (1.770)	7379263	7379263	0.50000	0.500 42.90- 82.90	59.65
9.164	9.164 (1.887)	7623699	7623699	0.50000	0.500 30.36- 70.36	61.62
Average of Peak Amounts =				0.5		
-----						
41 Aroclor-1262 CAS #: 37324-23-5H						
12.174	12.174 (2.506)	42409339	42409339	0.50000	0.500 80.00- 120.00	100.00
12.563	12.563 (2.586)	39472754	39472754	0.50000	0.500 72.88- 112.88	93.08
13.044	13.044 (2.685)	80128169	80128169	0.50000	0.500 167.18- 207.18	188.94
13.539	13.539 (2.787)	33938047	33938047	0.50000	0.500 57.94- 97.94	80.02
14.453	14.453 (2.975)	26781334	26781334	0.50000	0.500 43.81- 83.81	63.15

Data File: ze04017.d

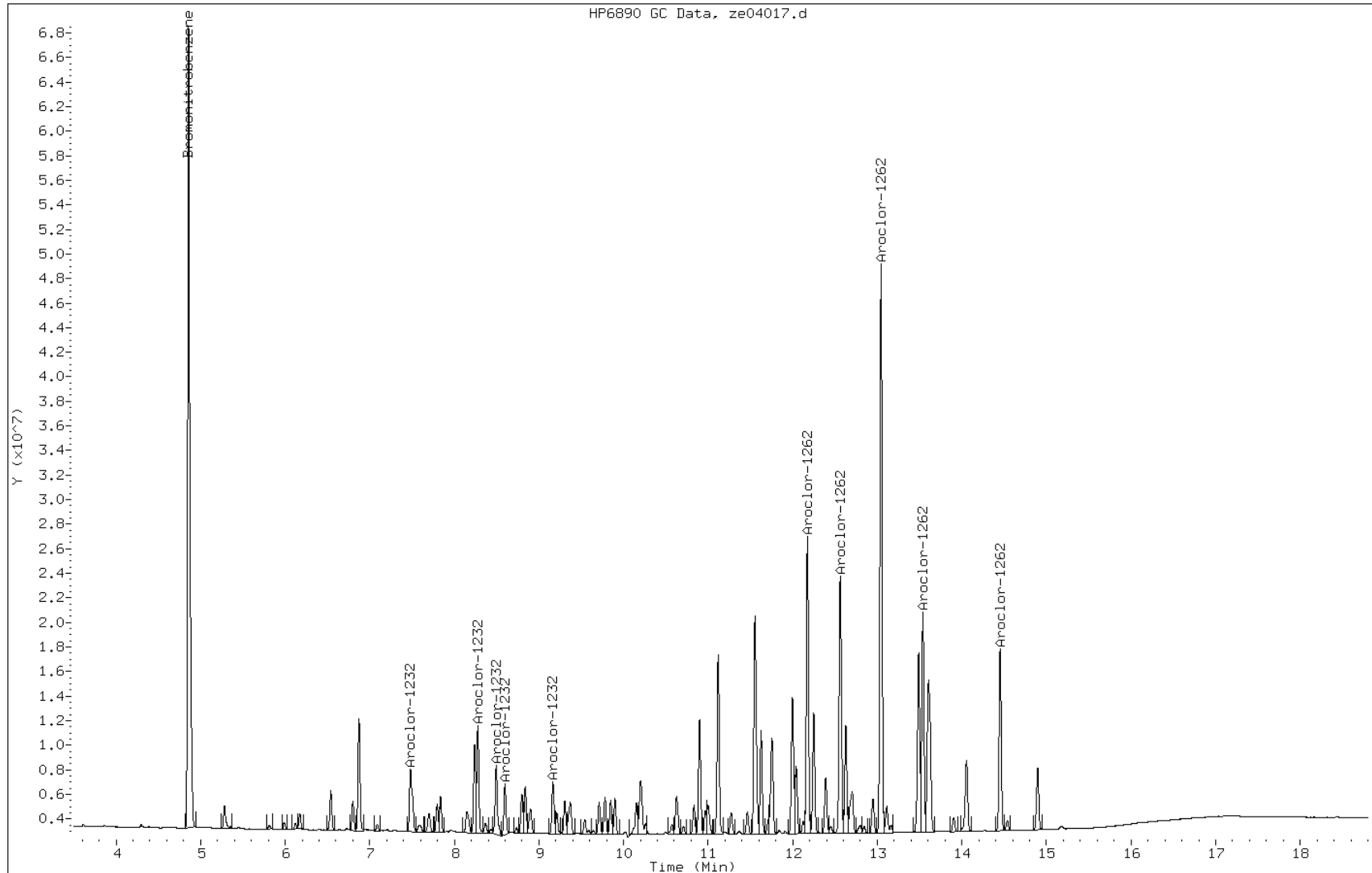
Date: 04-MAY-2013 19:46

Client ID:

Instrument: SGZECD1.i

Sample Info: IC-2981137;3262~1Z050413

Operator:



FORM VI  
GC SEMI VOA INITIAL CALIBRATION DATA  
INTERNAL STANDARD CURVE EVALUATION

Lab Name: TestAmerica Savannah Job No.: 680-89791-4 Analy Batch No.: 275673

SDG No.: 68089791-4

Instrument ID: SGZ GC Column: CLP II ID: 0.32 (mm) Heated Purge: (Y/N) N

Calibration Start Date: 05/04/2013 19:46 Calibration End Date: 05/04/2013 19:46 Calibration ID: 17683

Calibration Files:

LEVEL:	LAB SAMPLE ID:	LAB FILE ID:
Level 1	IC 680-275673/12	ze04017.d

ANALYTE	RRF					CURVE TYPE	COEFFICIENT			#	MIN RRF	%RSD	#	MAX %RSD	R <sup>2</sup> OR COD	#	MIN R <sup>2</sup> OR COD
	LVL 1						B	M1	M2								
PCB-1232 Peak 1	0.0132					Ave		0.0132						20.0			
PCB-1232 Peak 2	0.0176					Ave		0.0176						20.0			
PCB-1232 Peak 3	0.0225					Ave		0.0225						20.0			
PCB-1232 Peak 4	0.0156					Ave		0.0156						20.0			
PCB-1232 Peak 5	0.0097					Ave		0.0097						20.0			

Note: The m1 coefficient is the same as Ave RRF for an Ave curve type.

FORM VI  
GC SEMI VOA INITIAL CALIBRATION DATA  
INTERNAL STANDARD RESPONSE AND CONCENTRATION

Lab Name: TestAmerica Savannah Job No.: 680-89791-4 Analy Batch No.: 275673

SDG No.: 68089791-4

Instrument ID: SGZ GC Column: CLP II ID: 0.32 (mm) Heated Purge: (Y/N) N

Calibration Start Date: 05/04/2013 19:46 Calibration End Date: 05/04/2013 19:46 Calibration ID: 17683

Calibration Files:

LEVEL:	LAB SAMPLE ID:	LAB FILE ID:
Level 1	IC 680-275673/12	ze04017.d

ANALYTE	IS REF	CURVE TYPE	RESPONSE					CONCENTRATION (UG/ML)					
			LVL 1						LVL 1				
PCB-1232 Peak 1	BNB	Ave	7680777						0.500				
PCB-1232 Peak 2	BNB	Ave	10192145						0.500				
PCB-1232 Peak 3	BNB	Ave	13049184						0.500				
PCB-1232 Peak 4	BNB	Ave	9059926						0.500				
PCB-1232 Peak 5	BNB	Ave	5617328						0.500				

Curve Type Legend:

Ave = Average ISTD



TESTAMERICA SAVANNAH

8081/8082 PESTICIDE/PCB

Data file : /chem/SG/SGZECD2.i/1Z050413.b/ze04017.d  
Lab Smp Id: IC-2981137;3262  
Inj Date : 04-MAY-2013 19:46  
Operator : Inst ID: SGZECD2.i  
Smp Info : IC-2981137;3262~1Z050413  
Misc Info :  
Comment :  
Method : /chem/SG/SGZECD2.i/1Z050413.b/z3-808182-e2.m  
Meth Date : 06-May-2013 12:35 meinckeg Quant Type: ISTD  
Cal Date : 05-MAY-2013 05:27 Cal File: ze04043.d  
Als bottle: 17 Calibration Sample, Level: 4  
Dil Factor: 1.00000  
Integrator: Falcon Compound Sublist: SG3262.sub  
Target Version: 3.50 Sample Matrix: None  
Processing Host: savchem3

AMOUNTS						
RT	EXP RT (REL RT)	CAL-AMT	ON-COL	TARGET RANGE	RATIO	
==	=====	RESPONSE (ug/mL)	(ug/mL)	=====	=====	
* 1 Bromonitrobenzene CAS #:						
4.658	4.658 (1.000)	92766284	92766284 0.08000	0.0800 80.00- 120.00	100.00	
-----						
36 Aroclor-1232 CAS #: 11141-16-5						
7.745	7.745 (1.663)	7680777	7680777 0.50000	0.500 80.00- 120.00	100.00	
8.478	8.478 (1.820)	10192145	10192145 0.50000	0.500 25.40- 65.40	132.70	
8.510	8.510 (1.827)	13049184	13049184 0.50000	0.500 61.36- 101.36	169.89	
8.725	8.725 (1.873)	9059926	9059926 0.50000	0.500 249.43- 289.43	117.96	
8.892	8.892 (1.909)	5617328	5617328 0.50000	0.500 149.00- 189.00	73.13	
Average of Peak Amounts =			0.5			
-----						
41 Aroclor-1262 CAS #: 37324-23-5H						
12.518	12.518 (2.687)	45571089	45571089 0.50000	0.500 80.00- 120.00	100.00	
12.982	12.982 (2.787)	40900378	40900378 0.50000	0.500 73.82- 113.82	89.75	
13.368	13.368 (2.870)	89556546	89556546 0.50000	0.500 168.39- 208.39	196.52	
13.932	13.932 (2.991)	61660548	61660548 0.50000	0.500 108.23- 148.23	135.31	
14.835	14.835 (3.185)	30592027	30592027 0.50000	0.500 40.82- 80.82	67.13	
-----						

Data File: ze04017.d

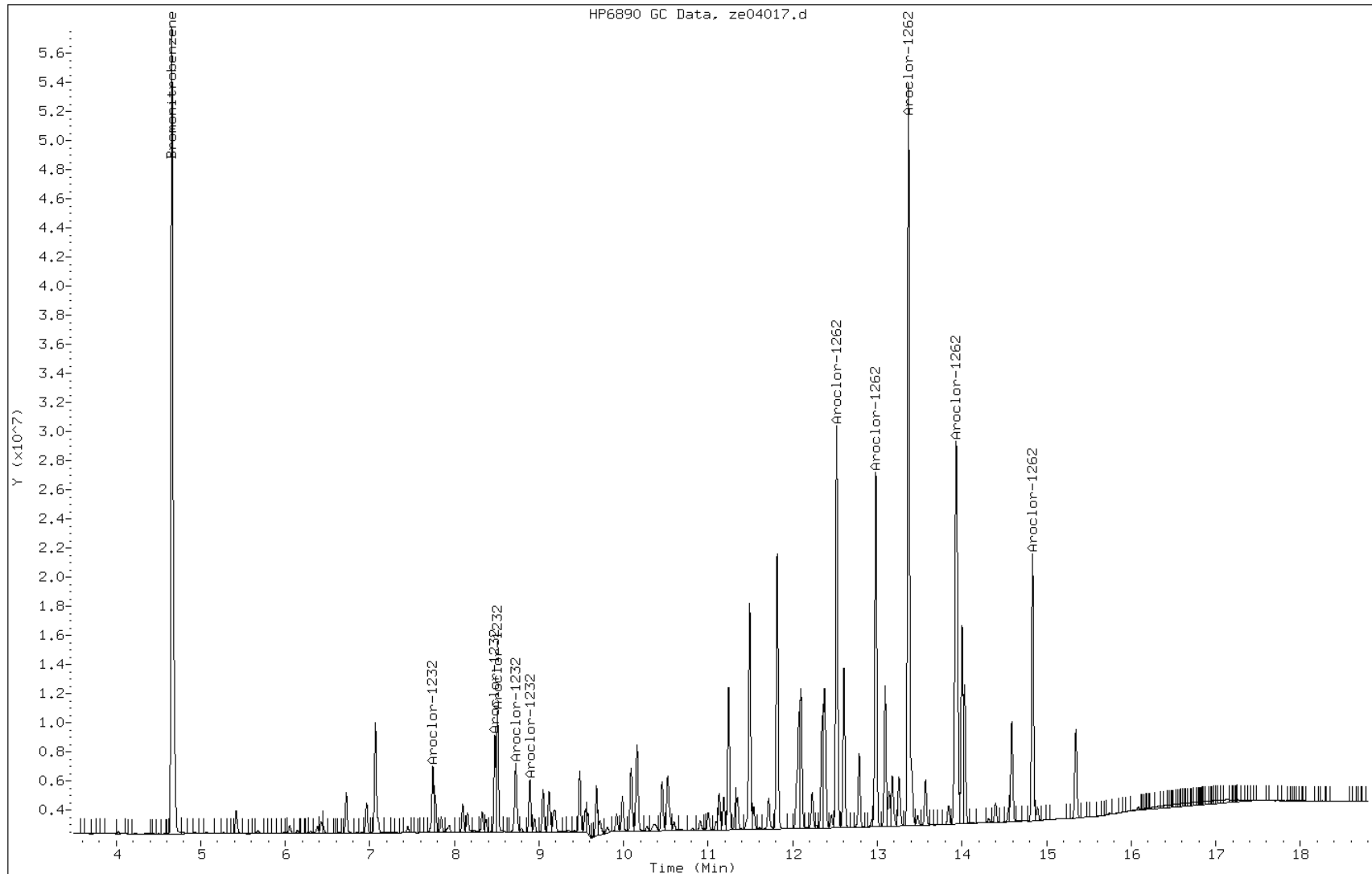
Date: 04-MAY-2013 19:46

Client ID:

Instrument: SGZECD2.i

Sample Info: IC-2981137;3262~1Z050413

Operator:



FORM VI  
GC SEMI VOA INITIAL CALIBRATION DATA  
INTERNAL STANDARD CURVE EVALUATION

Lab Name: TestAmerica Savannah Job No.: 680-89791-4 Analy Batch No.: 275673

SDG No.: 68089791-4

Instrument ID: SGZ GC Column: CLP I ID: 0.32 (mm) Heated Purge: (Y/N) N

Calibration Start Date: 05/04/2013 20:08 Calibration End Date: 05/04/2013 20:08 Calibration ID: 17675

Calibration Files:

LEVEL:	LAB SAMPLE ID:	LAB FILE ID:
Level 1	IC 680-275673/13	ze04018.d

ANALYTE	RRF					CURVE TYPE	COEFFICIENT			#	MIN RRF	%RSD	#	MAX %RSD	R^2 OR COD	#	MIN R^2 OR COD
	LVL 1						B	M1	M2								
PCB-1242 Peak 1	0.0283					Ave		0.0283						20.0			
PCB-1242 Peak 2	0.0346					Ave		0.0346						20.0			
PCB-1242 Peak 3	0.0240					Ave		0.0240						20.0			
PCB-1242 Peak 4	0.0156					Ave		0.0156						20.0			
PCB-1242 Peak 5	0.0192					Ave		0.0192						20.0			
PCB-1268 Peak 1	0.1347					Ave		0.1347						20.0			
PCB-1268 Peak 2	0.1198					Ave		0.1198						20.0			
PCB-1268 Peak 3	0.1024					Ave		0.1024						20.0			
PCB-1268 Peak 4	0.0426					Ave		0.0426						20.0			
PCB-1268 Peak 5	0.3235					Ave		0.3235						20.0			

Note: The m1 coefficient is the same as Ave RRF for an Ave curve type.

FORM VI  
GC SEMI VOA INITIAL CALIBRATION DATA  
INTERNAL STANDARD RESPONSE AND CONCENTRATION

Lab Name: TestAmerica Savannah Job No.: 680-89791-4 Analy Batch No.: 275673

SDG No.: 68089791-4

Instrument ID: SGZ GC Column: CLP I ID: 0.32 (mm) Heated Purge: (Y/N) N

Calibration Start Date: 05/04/2013 20:08 Calibration End Date: 05/04/2013 20:08 Calibration ID: 17675

Calibration Files:

LEVEL:	LAB SAMPLE ID:	LAB FILE ID:
Level 1	IC 680-275673/13	ze04018.d

ANALYTE	IS REF	CURVE TYPE	RESPONSE					CONCENTRATION (UG/ML)				
			LVL 1					LVL 1				
PCB-1242 Peak 1	BNB	Ave	21754844					0.500				
PCB-1242 Peak 2	BNB	Ave	26529701					0.500				
PCB-1242 Peak 3	BNB	Ave	18395489					0.500				
PCB-1242 Peak 4	BNB	Ave	11949980					0.500				
PCB-1242 Peak 5	BNB	Ave	14767611					0.500				
PCB-1268 Peak 1	BNB	Ave	103379325					0.500				
PCB-1268 Peak 2	BNB	Ave	91976301					0.500				
PCB-1268 Peak 3	BNB	Ave	78595055					0.500				
PCB-1268 Peak 4	BNB	Ave	32740403					0.500				
PCB-1268 Peak 5	BNB	Ave	248384873					0.500				

Curve Type Legend:

Ave = Average ISTD

TESTAMERICA SAVANNAH

8081/8082 PESTICIDE/PCB

Data file : /chem/SG/SGZECD1.i/1Z050413.b/ze04018.d  
Lab Smp Id: IC-2981138;4268  
Inj Date : 04-MAY-2013 20:08  
Operator : Inst ID: SGZECD1.i  
Smp Info : IC-2981138;4268~1Z050413  
Misc Info :  
Comment :  
Method : /chem/SG/SGZECD1.i/1Z050413.b/z3-808182-e1.m  
Meth Date : 06-May-2013 11:00 meinckeg Quant Type: ISTD  
Cal Date : 05-MAY-2013 05:27 Cal File: ze04043.d  
Als bottle: 18 Calibration Sample, Level: 4  
Dil Factor: 1.00000  
Integrator: Falcon Compound Sublist: SG4268.sub  
Target Version: 3.50 Sample Matrix: None  
Processing Host: savchem3

AMOUNTS

RT	EXP RT (REL RT)	RESPONSE (ug/mL)	CAL-AMT (ug/mL)	ON-COL (ug/mL)	TARGET RANGE	RATIO
* 1	Bromonitrobenzene				CAS #:	
4.857	4.857 (1.000)	122832691	122832691	0.08000	0.0800 80.00- 120.00	100.00
-----						
37	Aroclor-1242				CAS #: 53469-21-9	
7.482	7.482 (1.540)	21754844	21754844	0.50000	0.500 80.00- 120.00	100.00
8.279	8.279 (1.704)	26529701	26529701	0.50000	0.500 104.27- 144.27	121.95
8.495	8.495 (1.749)	18395489	18395489	0.50000	0.500 67.66- 107.66	84.56
8.600	8.600 (1.771)	11949980	11949980	0.50000	0.500 38.49- 78.49	54.93
9.167	9.167 (1.887)	14767611	14767611	0.50000	0.500 0.00- 39.47	67.88
Average of Peak Amounts =				0.5		
-----						
42	Aroclor-1268				CAS #: 11100-14-4	
13.540	13.540 (2.788)	103379325	103379325	0.50000	0.500 80.00- 120.00	100.00
13.602	13.602 (2.800)	91976301	91976301	0.50000	0.500 72.80- 112.80	88.97
13.905	13.905 (2.863)	78595055	78595055	0.50000	0.500 52.71- 92.71	76.03
14.452	14.452 (2.975)	32740403	32740403	0.50000	0.500 9.11- 49.11	31.67
14.897	14.897 (3.067)	248384873	248384873	0.50000	0.500 196.50- 236.50	240.27
Average of Peak Amounts =				0.5		
-----						

Data File: ze04018.d

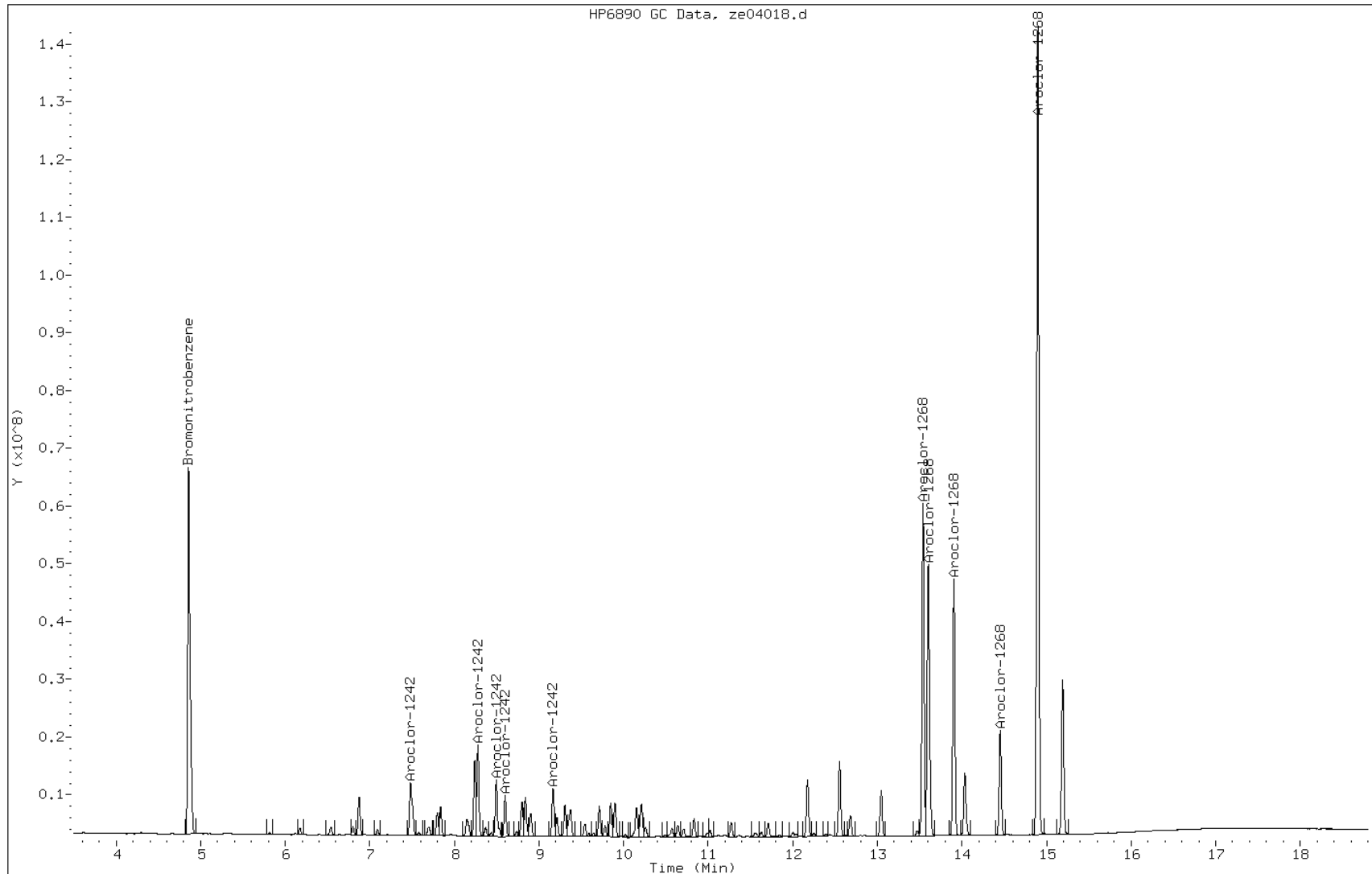
Date: 04-MAY-2013 20:08

Client ID:

Instrument: SGZECD1.i

Sample Info: IC-2981138;4268~1Z050413

Operator:



FORM VI  
GC SEMI VOA INITIAL CALIBRATION DATA  
INTERNAL STANDARD CURVE EVALUATION

Lab Name: TestAmerica Savannah Job No.: 680-89791-4 Analy Batch No.: 275673

SDG No.: 68089791-4

Instrument ID: SGZ GC Column: CLP II ID: 0.32 (mm) Heated Purge: (Y/N) N

Calibration Start Date: 05/04/2013 20:08 Calibration End Date: 05/04/2013 20:08 Calibration ID: 17684

Calibration Files:

LEVEL:	LAB SAMPLE ID:	LAB FILE ID:
Level 1	IC 680-275673/13	ze04018.d

ANALYTE	RRF					CURVE TYPE	COEFFICIENT			#	MIN RRF	%RSD	#	MAX %RSD	R^2 OR COD	#	MIN R^2 OR COD
	LVL 1						B	M1	M2								
PCB-1242 Peak 1	0.0209					Ave		0.0209						20.0			
PCB-1242 Peak 2	0.0295					Ave		0.0295						20.0			
PCB-1242 Peak 3	0.0391					Ave		0.0391						20.0			
PCB-1242 Peak 4	0.0258					Ave		0.0258						20.0			
PCB-1242 Peak 5	0.0160					Ave		0.0160						20.0			
PCB-1268 Peak 1	0.1890					Ave		0.1890						20.0			
PCB-1268 Peak 2	0.1733					Ave		0.1733						20.0			
PCB-1268 Peak 3	0.1532					Ave		0.1532						20.0			
PCB-1268 Peak 4	0.0600					Ave		0.0600						20.0			
PCB-1268 Peak 5	0.4806					Ave		0.4806						20.0			

Note: The m1 coefficient is the same as Ave RRF for an Ave curve type.

FORM VI  
GC SEMI VOA INITIAL CALIBRATION DATA  
INTERNAL STANDARD RESPONSE AND CONCENTRATION

Lab Name: TestAmerica Savannah Job No.: 680-89791-4 Analy Batch No.: 275673

SDG No.: 68089791-4

Instrument ID: SGZ GC Column: CLP II ID: 0.32 (mm) Heated Purge: (Y/N) N

Calibration Start Date: 05/04/2013 20:08 Calibration End Date: 05/04/2013 20:08 Calibration ID: 17684

Calibration Files:

LEVEL:	LAB SAMPLE ID:	LAB FILE ID:
Level 1	IC 680-275673/13	ze04018.d

ANALYTE	IS REF	CURVE TYPE	RESPONSE					CONCENTRATION (UG/ML)				
			LVL 1					LVL 1				
PCB-1242 Peak 1	BNB	Ave	13099368					0.500				
PCB-1242 Peak 2	BNB	Ave	18428403					0.500				
PCB-1242 Peak 3	BNB	Ave	24450904					0.500				
PCB-1242 Peak 4	BNB	Ave	16114460					0.500				
PCB-1242 Peak 5	BNB	Ave	9977582					0.500				
PCB-1268 Peak 1	BNB	Ave	118225659					0.500				
PCB-1268 Peak 2	BNB	Ave	108367536					0.500				
PCB-1268 Peak 3	BNB	Ave	95785507					0.500				
PCB-1268 Peak 4	BNB	Ave	37546414					0.500				
PCB-1268 Peak 5	BNB	Ave	300588990					0.500				

Curve Type Legend:

Ave = Average ISTD



TESTAMERICA SAVANNAH

8081/8082 PESTICIDE/PCB

Data file : /chem/SG/SGZECD2.i/1Z050413.b/ze04018.d  
 Lab Smp Id: IC-2981138;4268  
 Inj Date : 04-MAY-2013 20:08  
 Operator : Inst ID: SGZECD2.i  
 Smp Info : IC-2981138;4268~1Z050413  
 Misc Info :  
 Comment :  
 Method : /chem/SG/SGZECD2.i/1Z050413.b/z3-808182-e2.m  
 Meth Date : 06-May-2013 12:35 meinckeg Quant Type: ISTD  
 Cal Date : 05-MAY-2013 05:27 Cal File: ze04043.d  
 Als bottle: 18 Calibration Sample, Level: 4  
 Dil Factor: 1.00000  
 Integrator: Falcon Compound Sublist: SG4268.sub  
 Target Version: 3.50 Sample Matrix: None  
 Processing Host: savchem3

AMOUNTS

RT	EXP RT (REL RT)	CAL-AMT	ON-COL	RESPONSE (ug/mL)	TARGET RANGE	RATIO
==	=====	=====	=====	=====	=====	=====
-----						
* 1	Bromonitrobenzene			CAS #:		
4.660	4.660 (1.000)	100068694	100068694	0.08000	0.0800 80.00- 120.00	100.00
-----						
37	Aroclor-1242			CAS #: 53469-21-9		
7.746	7.746 (1.662)	13099368	13099368	0.50000	0.500 80.00- 120.00	100.00
8.478	8.478 (1.819)	18428403	18428403	0.50000	0.500 22.42- 62.42	140.68
8.510	8.510 (1.826)	24450904	24450904	0.50000	0.500 53.46- 93.46	186.66
8.725	8.725 (1.872)	16114460	16114460	0.50000	0.500 233.45- 273.45	123.02
8.893	8.893 (1.909)	9977582	9977582	0.50000	0.500 137.35- 177.35	76.17
Average of Peak Amounts =				0.5		
-----						
42	Aroclor-1268			CAS #: 11100-14-4		
13.930	13.930 (2.989)	118225659	118225659	0.50000	0.500 80.00- 120.00	100.00
14.003	14.003 (3.005)	108367536	108367536	0.50000	0.500 71.57- 111.57	91.66
14.400	14.400 (3.090)	95785507	95785507	0.50000	0.500 51.05- 91.05	81.02
14.836	14.836 (3.184)	37546414	37546414	0.50000	0.500 8.56- 48.56	31.76
15.346	15.346 (3.293)	300588990	300588990	0.50000	0.500 199.85- 239.85	254.25
Average of Peak Amounts =				0.5		
-----						

Data File: ze04018.d

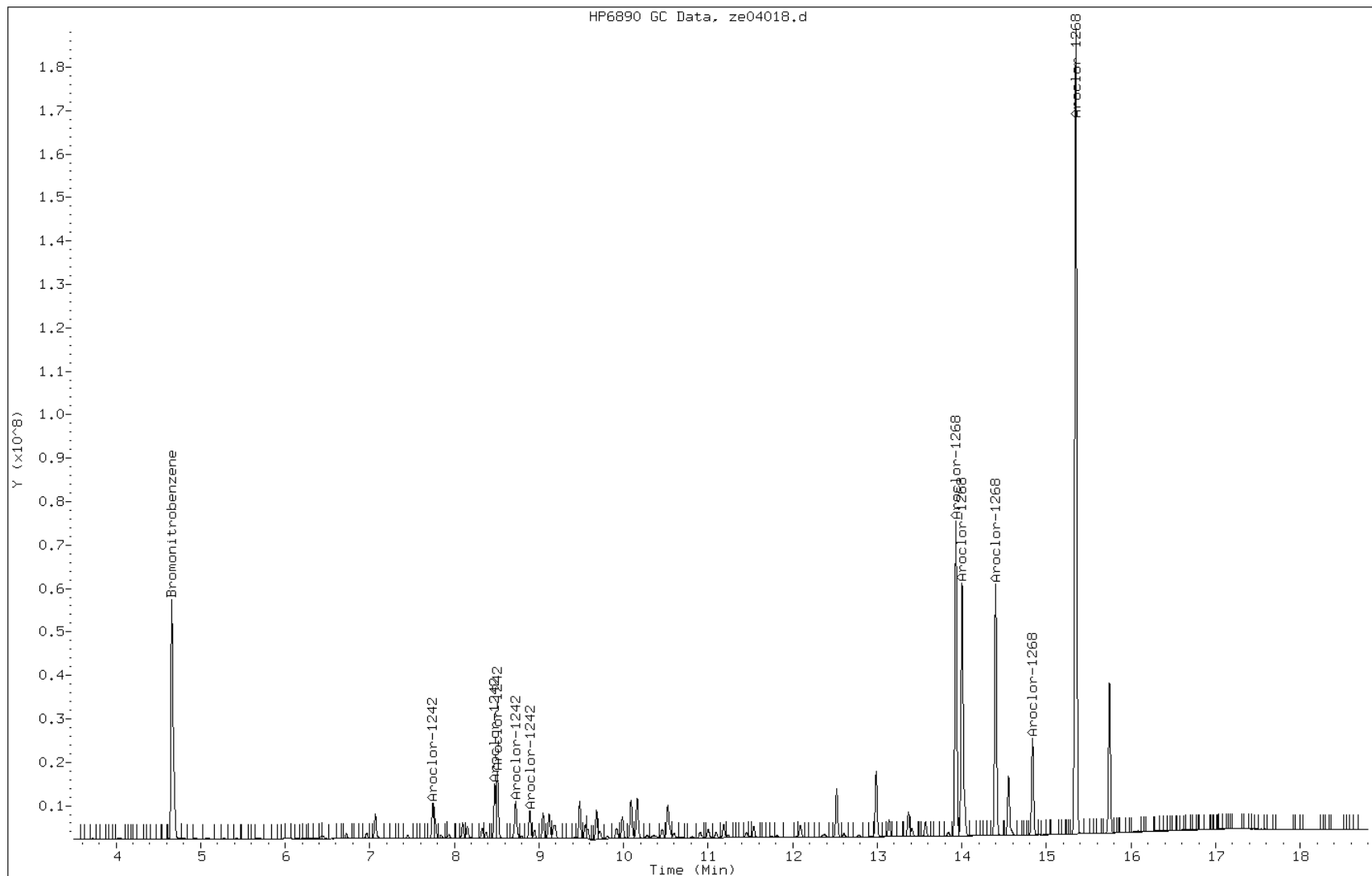
Date: 04-MAY-2013 20:08

Client ID:

Instrument: SGZECD2.i

Sample Info: IC-2981138;4268~1Z050413

Operator:



FORM VI  
GC SEMI VOA INITIAL CALIBRATION DATA  
INTERNAL STANDARD CURVE EVALUATION

Lab Name: TestAmerica Savannah Job No.: 680-89791-4 Analy Batch No.: 275673

SDG No.: 68089791-4

Instrument ID: SGZ GC Column: CLP I ID: 0.32 (mm) Heated Purge: (Y/N) N

Calibration Start Date: 05/04/2013 20:30 Calibration End Date: 05/04/2013 20:30 Calibration ID: 17676

Calibration Files:

LEVEL:	LAB SAMPLE ID:	LAB FILE ID:
Level 1	IC 680-275673/14	ze04019.d

ANALYTE	RRF					CURVE TYPE	COEFFICIENT			#	MIN RRF	%RSD	#	MAX %RSD	R^2 OR COD	#	MIN R^2 OR COD
	LVL 1						B	M1	M2								
PCB-1248 Peak 1	0.0146					Ave		0.0146					20.0				
PCB-1248 Peak 2	0.0046					Ave		0.0046					20.0				
PCB-1248 Peak 3	0.0204					Ave		0.0204					20.0				
PCB-1248 Peak 4	0.0108					Ave		0.0108					20.0				
PCB-1248 Peak 5	0.0083					Ave		0.0083					20.0				

Note: The m1 coefficient is the same as Ave RRF for an Ave curve type.

FORM VI  
GC SEMI VOA INITIAL CALIBRATION DATA  
INTERNAL STANDARD RESPONSE AND CONCENTRATION

Lab Name: TestAmerica Savannah Job No.: 680-89791-4 Analy Batch No.: 275673

SDG No.: 68089791-4

Instrument ID: SGZ GC Column: CLP I ID: 0.32 (mm) Heated Purge: (Y/N) N

Calibration Start Date: 05/04/2013 20:30 Calibration End Date: 05/04/2013 20:30 Calibration ID: 17676

Calibration Files:

LEVEL:	LAB SAMPLE ID:	LAB FILE ID:
Level 1	IC 680-275673/14	ze04019.d

ANALYTE	IS REF	CURVE TYPE	RESPONSE					CONCENTRATION (UG/ML)				
			LVL 1					LVL 1				
PCB-1248 Peak 1	BNB	Ave	10150869					0.500				
PCB-1248 Peak 2	BNB	Ave	3184734					0.500				
PCB-1248 Peak 3	BNB	Ave	14174116					0.500				
PCB-1248 Peak 4	BNB	Ave	7498121					0.500				
PCB-1248 Peak 5	BNB	Ave	5792421					0.500				

Curve Type Legend:

Ave = Average ISTD

TESTAMERICA SAVANNAH

8081/8082 PESTICIDE/PCB

Data file : /chem/SG/SGZECD1.i/1Z050413.b/ze04019.d  
Lab Smp Id: IC-2981139;1248  
Inj Date : 04-MAY-2013 20:30  
Operator : Inst ID: SGZECD1.i  
Smp Info : IC-2981139;1248~1Z050413  
Misc Info :  
Comment :  
Method : /chem/SG/SGZECD1.i/1Z050413.b/z3-808182-e1.m  
Meth Date : 06-May-2013 11:00 meinckeg Quant Type: ISTD  
Cal Date : 05-MAY-2013 05:27 Cal File: ze04043.d  
Als bottle: 19 Calibration Sample, Level: 4  
Dil Factor: 1.00000  
Integrator: Falcon Compound Sublist: SG48.sub  
Target Version: 3.50 Sample Matrix: None  
Processing Host: savchem3

AMOUNTS									
		CAL-AMT		ON-COL					
RT	EXP RT (REL RT)	RESPONSE	(ug/mL)	(ug/mL)	TARGET RANGE	RATIO			
==	=====	=====	=====	=====	=====	=====			
-----									
* 1 Bromonitrobenzene CAS #:									
4.857	4.857 (1.000)	111341361	111341361	0.08000	0.0800	80.00-	120.00	100.00	
-----									
38 Aroclor-1248 CAS #: 12672-29-6									
7.480	7.480 (1.540)	10150869	10150869	0.50000	0.500	80.00-	120.00	100.00(M)	
7.837	7.837 (1.614)	3184734	3184734	0.50000	0.500	13.95-	53.95	31.37	
8.277	8.277 (1.704)	14174116	14174116	0.50000	0.500	124.69-	164.69	139.63	
8.495	8.495 (1.749)	7498121	7498121	0.50000	0.500	26.38-	66.38	73.87	
8.599	8.599 (1.770)	5792421	5792421	0.50000	0.500	41.23-	81.23	57.06	
Average of Peak Amounts =				0.5					
-----									

QC Flag Legend

M - Compound response manually integrated.

Data File: ze04019.d

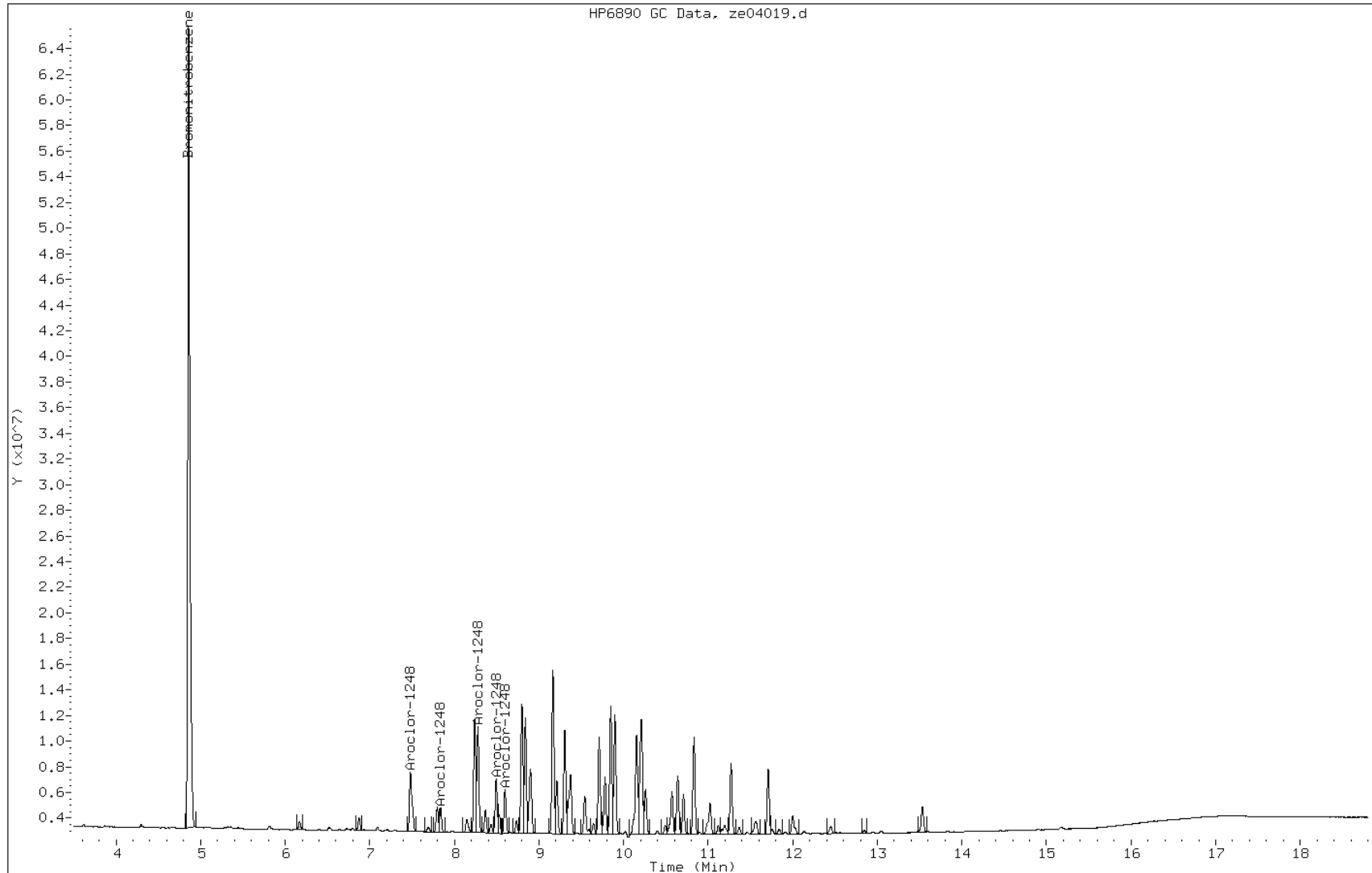
Date: 04-MAY-2013 20:30

Client ID:

Instrument: SGZECD1.i

Sample Info: IC-2981139;1248~1Z050413

Operator:



FORM VI  
GC SEMI VOA INITIAL CALIBRATION DATA  
INTERNAL STANDARD CURVE EVALUATION

Lab Name: TestAmerica Savannah Job No.: 680-89791-4 Analy Batch No.: 275673

SDG No.: 68089791-4

Instrument ID: SGZ GC Column: CLP II ID: 0.32 (mm) Heated Purge: (Y/N) N

Calibration Start Date: 05/04/2013 20:30 Calibration End Date: 05/04/2013 20:30 Calibration ID: 17685

Calibration Files:

LEVEL:	LAB SAMPLE ID:	LAB FILE ID:
Level 1	IC 680-275673/14	ze04019.d

ANALYTE	RRF					CURVE TYPE	COEFFICIENT			#	MIN RRF	%RSD	#	MAX %RSD	R^2 OR COD	#	MIN R^2 OR COD
	LVL 1						B	M1	M2								
PCB-1248 Peak 1	0.0116					Ave		0.0116						20.0			
PCB-1248 Peak 2	0.0215					Ave		0.0215						20.0			
PCB-1248 Peak 3	0.0096					Ave		0.0096						20.0			
PCB-1248 Peak 4	0.0207					Ave		0.0207						20.0			
PCB-1248 Peak 5	0.0418					Ave		0.0418						20.0			

Note: The m1 coefficient is the same as Ave RRF for an Ave curve type.

FORM VI  
GC SEMI VOA INITIAL CALIBRATION DATA  
INTERNAL STANDARD RESPONSE AND CONCENTRATION

Lab Name: TestAmerica Savannah Job No.: 680-89791-4 Analy Batch No.: 275673

SDG No.: 68089791-4

Instrument ID: SGZ GC Column: CLP II ID: 0.32 (mm) Heated Purge: (Y/N) N

Calibration Start Date: 05/04/2013 20:30 Calibration End Date: 05/04/2013 20:30 Calibration ID: 17685

Calibration Files:

LEVEL:	LAB SAMPLE ID:	LAB FILE ID:
Level 1	IC 680-275673/14	ze04019.d

ANALYTE	IS REF	CURVE TYPE	RESPONSE					CONCENTRATION (UG/ML)					
			LVL 1						LVL 1				
PCB-1248 Peak 1	BNB	Ave	6677521						0.500				
PCB-1248 Peak 2	BNB	Ave	12365676						0.500				
PCB-1248 Peak 3	BNB	Ave	5541701						0.500				
PCB-1248 Peak 4	BNB	Ave	11907213						0.500				
PCB-1248 Peak 5	BNB	Ave	24106192						0.500				

Curve Type Legend:

Ave = Average ISTD



TESTAMERICA SAVANNAH

8081/8082 PESTICIDE/PCB

Data file : /chem/SG/SGZECD2.i/1Z050413.b/ze04019.d  
Lab Smp Id: IC-2981139;1248  
Inj Date : 04-MAY-2013 20:30  
Operator : Inst ID: SGZECD2.i  
Smp Info : IC-2981139;1248~1Z050413  
Misc Info :  
Comment :  
Method : /chem/SG/SGZECD2.i/1Z050413.b/z3-808182-e2.m  
Meth Date : 06-May-2013 12:35 meinckeg Quant Type: ISTD  
Cal Date : 05-MAY-2013 05:27 Cal File: ze04043.d  
Als bottle: 19 Calibration Sample, Level: 4  
Dil Factor: 1.00000  
Integrator: Falcon Compound Sublist: SG48.sub  
Target Version: 3.50 Sample Matrix: None  
Processing Host: savchem3

AMOUNTS						
RT	EXP RT (REL RT)	CAL-AMT	ON-COL	TARGET RANGE	RATIO	
==	=====	RESPONSE (ug/mL)	(ug/mL)	=====	=====	
* 1	Bromonitrobenzene	CAS #:				
4.660	4.660 (1.000)	92172727	92172727	0.08000	0.0800	80.00- 120.00 100.00
-----						
38	Aroclor-1248	CAS #: 12672-29-6				
7.745	7.745 (1.662)	6677521	6677521	0.50000	0.500	80.00- 120.00 100.00
8.510	8.510 (1.826)	12365676	12365676	0.50000	0.500	165.07- 205.07 185.18
9.918	9.918 (2.128)	5541701	5541701	0.50000	0.500	237.97- 277.97 82.99
9.986	9.986 (2.143)	11907213	11907213	0.50000	0.500	43.26- 83.26 178.32
10.090	10.090 (2.165)	24106192	24106192	0.50000	0.500	98.87- 138.87 361.01
Average of Peak Amounts =			0.5			

Data File: ze04019.d

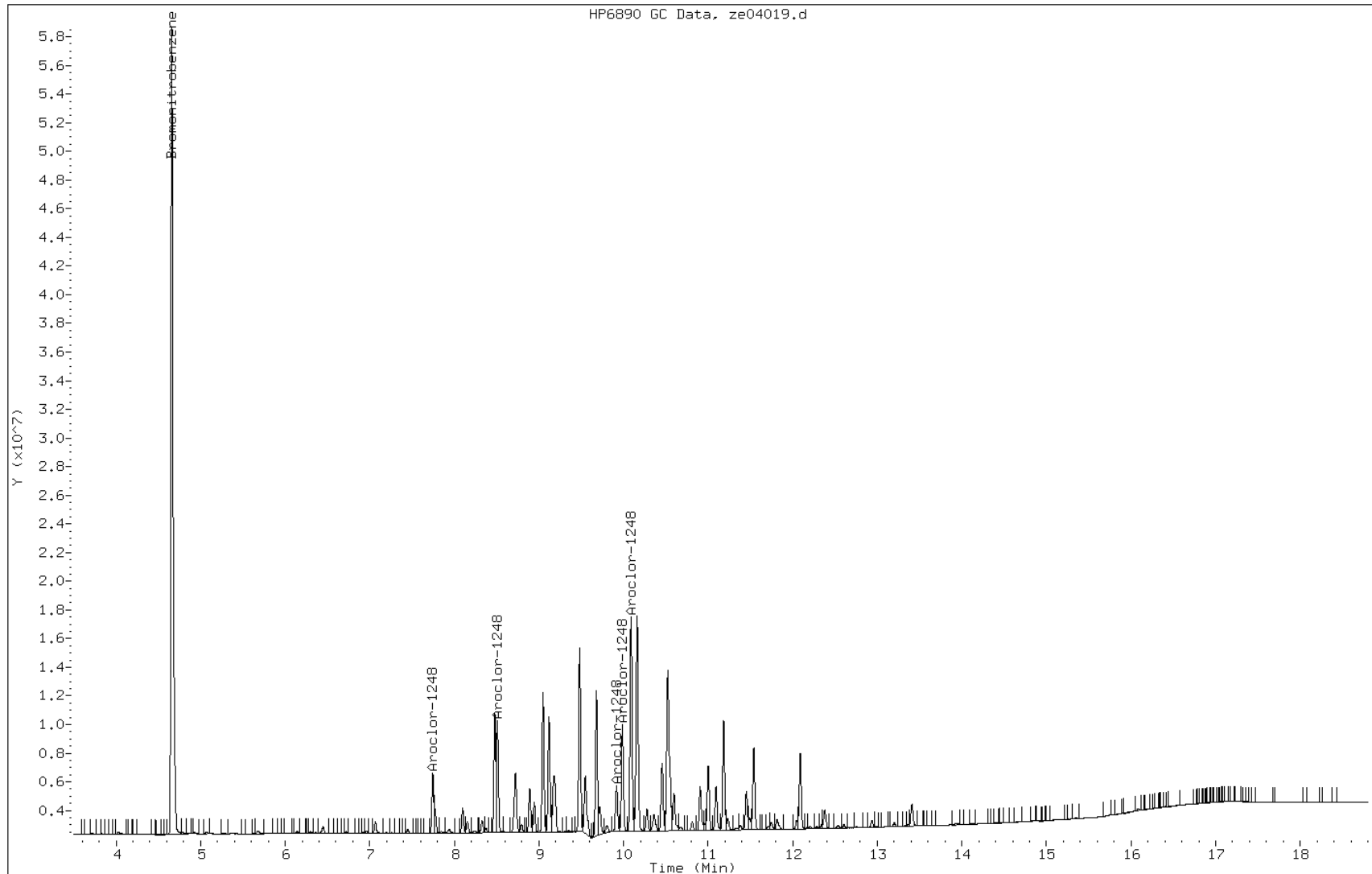
Date: 04-MAY-2013 20:30

Client ID:

Instrument: SGZECD2.i

Sample Info: IC-2981139;1248~1Z050413

Operator:



FORM VI  
GC SEMI VOA INITIAL CALIBRATION DATA  
INTERNAL STANDARD CURVE EVALUATION

Lab Name: TestAmerica Savannah Job No.: 680-89791-4 Analy Batch No.: 275673

SDG No.: 68089791-4

Instrument ID: SGZ GC Column: CLP I ID: 0.32 (mm) Heated Purge: (Y/N) N

Calibration Start Date: 05/04/2013 20:53 Calibration End Date: 05/04/2013 22:45 Calibration ID: 17677

Calibration Files:

LEVEL:	LAB SAMPLE ID:	LAB FILE ID:
Level 1	IC 680-275673/20	ze04025.d
Level 2	IC 680-275673/19	ze04024.d
Level 3	IC 680-275673/18	ze04023.d
Level 4	ICIS 680-275673/17	ze04022.d
Level 5	IC 680-275673/16	ze04021.d
Level 6	IC 680-275673/15	ze04020.d

ANALYTE	RRF					CURVE TYPE	COEFFICIENT			#	MIN RRF	%RSD	#	MAX %RSD	R <sup>2</sup> OR COD	#	MIN R <sup>2</sup> OR COD
	LVL 1 LVL 6	LVL 2	LVL 3	LVL 4	LVL 5		B	M1	M2								
alpha-BHC	1.2574 1.3895	1.2436	1.3045	1.3310	1.3893	Ave		1.3192			4.8		20.0				
gamma-BHC (Lindane)	1.1704 1.3296	1.1724	1.2160	1.2471	1.2771	Ave		1.2354			5.0		20.0				
beta-BHC	0.6490 0.5339	0.6033	0.5689	0.5375	0.5299	Ave		0.5704			8.3		20.0				
delta-BHC	1.1423 1.3033	1.1389	1.1870	1.2113	1.2427	Ave		1.2043			5.2		20.0				
Heptachlor	1.2303 1.2705	1.2121	1.2214	1.2224	1.2362	Ave		1.2321			1.7		20.0				
Aldrin	1.0471 1.1846	1.0490	1.0811	1.1084	1.1366	Ave		1.1011			4.9		20.0				
Heptachlor epoxide	1.0639 1.0777	1.0455	1.0462	1.0453	1.0581	Ave		1.0561			1.2		20.0				
gamma-Chlordane	1.0643 1.0993	1.0424	1.0466	1.0443	1.0633	Ave		1.0601			2.0		20.0				
alpha-Chlordane	1.1018 1.0600	1.0596	1.0416	1.0200	1.0295	Ave		1.0521			2.8		20.0				
4,4'-DDE	0.9158 1.0374	0.9150	0.9478	0.9595	0.9894	Ave		0.9608			4.9		20.0				
Endosulfan I	0.9913 0.9884	0.9783	0.9704	0.9603	0.9691	Ave		0.9763			1.2		20.0				
Dieldrin	1.0098 1.0705	0.9933	1.0068	1.0174	1.0358	Ave		1.0223			2.7		20.0				
Endrin	0.8072 0.8527	0.7996	0.8168	0.8138	0.8207	Ave		0.8184			2.2		20.0				
4,4'-DDD	0.7935 0.8505	0.7838	0.8021	0.8035	0.8173	Ave		0.8085			2.9		20.0				
Endosulfan II	1.0549 0.9305	0.9798	0.9558	0.9160	0.9190	Ave		0.9593			5.5		20.0				

Note: The m1 coefficient is the same as Ave RRF for an Ave curve type.

FORM VI  
GC SEMI VOA INITIAL CALIBRATION DATA  
INTERNAL STANDARD CURVE EVALUATION

Lab Name: TestAmerica Savannah Job No.: 680-89791-4 Analy Batch No.: 275673

SDG No.: 68089791-4

Instrument ID: SGZ GC Column: CLP I ID: 0.32 (mm) Heated Purge: (Y/N) N

Calibration Start Date: 05/04/2013 20:53 Calibration End Date: 05/04/2013 22:45 Calibration ID: 17677

ANALYTE	RRF					CURVE TYPE	COEFFICIENT			#	MIN RRF	%RSD	#	MAX %RSD	R <sup>2</sup> OR COD	#	MIN R <sup>2</sup> OR COD
	LVL 1 LVL 6	LVL 2	LVL 3	LVL 4	LVL 5		B	M1	M2								
4,4'-DDT	0.7799 0.8694	0.7783	0.7964	0.8028	0.8136	Ave		0.8067			4.2		20.0				
Endrin aldehyde	0.8312 0.7404	0.7859	0.7625	0.7220	0.7300	Ave		0.7620			5.4		20.0				
Methoxychlor	0.4919 0.4361	0.4890	0.4681	0.4424	0.4262	Ave		0.4590			6.1		20.0				
Endosulfan sulfate	0.9104 0.8562	0.8768	0.8628	0.8344	0.8326	Ave		0.8622			3.4		20.0				
Endrin ketone	1.0792 1.0292	1.0543	1.0472	1.0178	1.0138	Ave		1.0403			2.4		20.0				
Tetrachloro-m-xylene	1.0117 1.0282	0.9911	0.9868	0.9917	1.0114	Ave		1.0035			1.6		20.0				
DCB Decachlorobiphenyl	0.9514 0.7531	0.8979	0.7860	0.7524	0.7270	LinF		0.7494						0.9993		0.9900	

Note: The m1 coefficient is the same as Ave RRF for an Ave curve type.

FORM VI  
GC SEMI VOA INITIAL CALIBRATION DATA  
INTERNAL STANDARD RESPONSE AND CONCENTRATION

Lab Name: TestAmerica Savannah

Job No.: 680-89791-4

Analy Batch No.: 275673

SDG No.: 68089791-4

Instrument ID: SGZ

GC Column: CLP I

ID: 0.32 (mm)

Heated Purge: (Y/N) N

Calibration Start Date: 05/04/2013 20:53

Calibration End Date: 05/04/2013 22:45

Calibration ID: 17677

Calibration Files:

LEVEL:	LAB SAMPLE ID:	LAB FILE ID:
Level 1	IC 680-275673/20	ze04025.d
Level 2	IC 680-275673/19	ze04024.d
Level 3	IC 680-275673/18	ze04023.d
Level 4	ICIS 680-275673/17	ze04022.d
Level 5	IC 680-275673/16	ze04021.d
Level 6	IC 680-275673/15	ze04020.d

ANALYTE	IS REF	CURVE TYPE	RESPONSE					CONCENTRATION (UG/ML)				
			LVL 1 LVL 6	LVL 2	LVL 3	LVL 4	LVL 5	LVL 1 LVL 6	LVL 2	LVL 3	LVL 4	LVL 5
alpha-BHC	BNB	Ave	4488847 159406074	8638244	21947296	45107792	78925059	0.00250 0.0800	0.00500	0.0100	0.0200	0.0400
gamma-BHC (Lindane)	BNB	Ave	4178525 152537003	8143679	20457951	42265656	72550605	0.00250 0.0800	0.00500	0.0100	0.0200	0.0400
beta-BHC	BNB	Ave	2316984 61246751	4190861	9571736	18214401	30103300	0.00250 0.0800	0.00500	0.0100	0.0200	0.0400
delta-BHC	BNB	Ave	4078248 149523567	7911088	19969995	41052799	70593481	0.00250 0.0800	0.00500	0.0100	0.0200	0.0400
Heptachlor	BNB	Ave	4392058 145754713	8419646	20549228	41426579	70227508	0.00250 0.0800	0.00500	0.0100	0.0200	0.0400
Aldrin	BNB	Ave	3738222 135899789	7286834	18189532	37564583	64566226	0.00250 0.0800	0.00500	0.0100	0.0200	0.0400
Heptachlor epoxide	BNB	Ave	3798133 123640628	7262399	17601638	35424365	60106891	0.00250 0.0800	0.00500	0.0100	0.0200	0.0400
gamma-Chlordane	BNB	Ave	3799750 126120119	7240864	17608881	35393032	60403940	0.00250 0.0800	0.00500	0.0100	0.0200	0.0400
alpha-Chlordane	BNB	Ave	3933389 121606193	7360337	17525000	34566644	58486579	0.00250 0.0800	0.00500	0.0100	0.0200	0.0400
4,4'-DDE	BNB	Ave	3269433 119020838	6355819	15946681	32516786	56206335	0.00250 0.0800	0.00500	0.0100	0.0200	0.0400
Endosulfan I	BNB	Ave	3539017 113398765	6795502	16327307	32546376	55050817	0.00250 0.0800	0.00500	0.0100	0.0200	0.0400
Dieldrin	BNB	Ave	3605049 122810690	6899418	16938947	34478924	58843809	0.00250 0.0800	0.00500	0.0100	0.0200	0.0400
Endrin	BNB	Ave	2881591 97832056	5553967	13741534	27578720	46623109	0.00250 0.0800	0.00500	0.0100	0.0200	0.0400
4,4'-DDD	BNB	Ave	2832703 97574984	5444476	13495558	27230533	46429780	0.00250 0.0800	0.00500	0.0100	0.0200	0.0400
Endosulfan II	BNB	Ave	3766180 106752499	6806119	16080472	31042366	52206428	0.00250 0.0800	0.00500	0.0100	0.0200	0.0400
4,4'-DDT	BNB	Ave	2784338 99744449	5406334	13398595	27208114	46218957	0.00250 0.0800	0.00500	0.0100	0.0200	0.0400

FORM VI  
GC SEMI VOA INITIAL CALIBRATION DATA  
INTERNAL STANDARD RESPONSE AND CONCENTRATION

Lab Name: TestAmerica Savannah Job No.: 680-89791-4 Analy Batch No.: 275673

SDG No.: 68089791-4

Instrument ID: SGZ GC Column: CLP I ID: 0.32 (mm) Heated Purge: (Y/N) N

Calibration Start Date: 05/04/2013 20:53 Calibration End Date: 05/04/2013 22:45 Calibration ID: 17677

ANALYTE	IS REF	CURVE TYPE	RESPONSE					CONCENTRATION (UG/ML)				
			LVL 1 LVL 6	LVL 2	LVL 3	LVL 4	LVL 5	LVL 1 LVL 6	LVL 2	LVL 3	LVL 4	LVL 5
Endrin aldehyde	BNB	Ave	2967520 84941683	5458685	12828630	24469262	41468729	0.00250 0.0800	0.00500	0.0100	0.0200	0.0400
Methoxychlor	BNB	Ave	1756238 50037465	3396439	7875585	14992287	24213740	0.00250 0.0800	0.00500	0.0100	0.0200	0.0400
Endosulfan sulfate	BNB	Ave	3250015 98224902	6090572	14515519	28278841	47297106	0.00250 0.0800	0.00500	0.0100	0.0200	0.0400
Endrin ketone	BNB	Ave	3852905 118079012	7323412	17618116	34494771	57595503	0.00250 0.0800	0.00500	0.0100	0.0200	0.0400
Tetrachloro-m-xylene	BNB	Ave	5778989 188743502	11014778	26563679	53771800	91929696	0.00400 0.128	0.00800	0.0160	0.0320	0.0640
DCB Decachlorobiphenyl	BNB	LinF	5434306 138244659	9979178	21159503	40796100	66078018	0.00400 0.128	0.00800	0.0160	0.0320	0.0640

Curve Type Legend:

Ave = Average ISTD
LinF = Linear ISTD forced zero

TESTAMERICA SAVANNAH

8081/8082 PESTICIDE/PCB

Data file : /chem/SG/SGZECD1.i/1Z050413.b/ze04020.d  
Lab Smp Id: IC-2981117;PEST6  
Inj Date : 04-MAY-2013 20:53  
Operator : Inst ID: SGZECD1.i  
Smp Info : IC-2981117;PEST6~1Z050413  
Misc Info :  
Comment :  
Method : /chem/SG/SGZECD1.i/1Z050413.b/z3-808182-e1.m  
Meth Date : 06-May-2013 11:00 meinckeg Quant Type: ISTD  
Cal Date : 05-MAY-2013 04:42 Cal File: ze04041.d  
Als bottle: 20 Calibration Sample, Level: 6  
Dil Factor: 1.00000  
Integrator: Falcon Compound Sublist: SGPEST.sub  
Target Version: 3.50 Sample Matrix: None  
Processing Host: savchem3

AMOUNTS							
RT	EXP RT (REL RT)	RESPONSE (ug/mL)	CAL-AMT	ON-COL	TARGET RANGE	RATIO	
==	=====	=====	=====	=====	=====	=====	
* 1	Bromonitrobenzene			CAS #:			
4.858	4.858 (1.000)	114725949	114725949	0.08000	0.0800 80.00- 120.00	100.00	
-----							
\$ 2	Tetrachloro-m-xylene			CAS #: 877-09-8			
6.231	6.231 (1.283)	188743502	188743502	0.12800	0.131 80.00- 120.00	100.00(A)	
-----							
5	alpha-BHC			CAS #: 319-84-6			
7.228	7.228 (1.488)	159406074	159406074	0.08000	0.0843 80.00- 120.00	100.00(A)	
-----							
6	gamma-BHC (Lindane)			CAS #: 58-89-9			
7.784	7.784 (1.602)	152537003	152537003	0.08000	0.0861 80.00- 120.00	100.00(A)	
-----							
7	beta-BHC			CAS #: 319-85-7			
7.939	7.939 (1.634)	61246751	61246751	0.08000	0.0749 80.00- 120.00	100.00	
-----							
8	delta-BHC			CAS #: 319-86-8			
8.243	8.243 (1.697)	149523567	149523567	0.08000	0.0866 80.00- 120.00	100.00(A)	
-----							
9	Heptachlor			CAS #: 76-44-8			
8.599	8.599 (1.770)	145754713	145754713	0.08000	0.0825 80.00- 120.00	100.00(AM)	
-----							
10	Aldrin			CAS #: 309-00-2			
9.106	9.106 (1.875)	135899789	135899789	0.08000	0.0861 80.00- 120.00	100.00(A)	
-----							
13	Heptachlor epoxide			CAS #: 1024-57-3			
10.108	10.108 (2.081)	123640628	123640628	0.08000	0.0816 80.00- 120.00	100.00(AM)	
-----							

AMOUNTS							
RT	EXP RT (REL RT)	RESPONSE	CAL-AMT (ug/mL)	ON-COL (ug/mL)	TARGET RANGE	RATIO	
==	=====	=====	=====	=====	=====	=====	
14	gamma-Chlordane				CAS #: 5103-74-2		
10.309	10.309 (2.122)	126120119	126120119	0.08000	0.0830 80.00-	120.00	100.00(A)
-----							
15	alpha-Chlordane				CAS #: 5103-71-9		
10.526	10.526 (2.167)	121606193	121606193	0.08000	0.0806 80.00-	120.00	100.00(A)
-----							
16	4,4'-DDE				CAS #: 72-55-9		
10.654	10.654 (2.193)	119020838	119020838	0.08000	0.0864 80.00-	120.00	100.00(A)
-----							
17	Endosulfan I				CAS #: 959-98-8		
10.744	10.744 (2.212)	113398765	113398765	0.08000	0.0810 80.00-	120.00	100.00(A)
-----							
19	Dieldrin				CAS #: 60-57-1		
11.128	11.128 (2.291)	122810690	122810690	0.08000	0.0838 80.00-	120.00	100.00(A)
-----							
21	Endrin				CAS #: 72-20-8		
11.496	11.496 (2.367)	97832056	97832056	0.08000	0.0834 80.00-	120.00	100.00(A)
-----							
22	4,4'-DDD				CAS #: 72-54-8		
11.604	11.604 (2.389)	97574984	97574984	0.08000	0.0842 80.00-	120.00	100.00(A)
-----							
25	Endosulfan II				CAS #: 33213-65-9		
11.851	11.851 (2.440)	106752499	106752499	0.08000	0.0776 80.00-	120.00	100.00
-----							
26	4,4'-DDT				CAS #: 50-29-3		
12.044	12.044 (2.479)	99744449	99744449	0.08000	0.0862 80.00-	120.00	100.00(A)
-----							
27	Endrin aldehyde				CAS #: 7421-93-4		
12.511	12.511 (2.575)	84941683	84941683	0.08000	0.0777 80.00-	120.00	100.00(M)
-----							
28	Methoxychlor				CAS #: 72-43-5		
12.803	12.803 (2.636)	50037465	50037465	0.08000	0.0760 80.00-	120.00	100.00
-----							
30	Endosulfan sulfate				CAS #: 1031-07-8		
13.194	13.194 (2.716)	98224902	98224902	0.08000	0.0794 80.00-	120.00	100.00
-----							
31	Endrin ketone				CAS #: 53494-70-5		
13.633	13.633 (2.806)	118079012	118079012	0.08000	0.0792 80.00-	120.00	100.00
-----							
\$ 32	DCB Decachlorobiphenyl				CAS #: 2051-24-3		
15.191	15.191 (3.127)	138244659	138244659	0.12800	0.119 80.00-	120.00	100.00
-----							



QC Flag Legend

- A - Target compound detected but, quantitated amount exceeded maximum amount.
- M - Compound response manually integrated.

Data File: ze04020.d

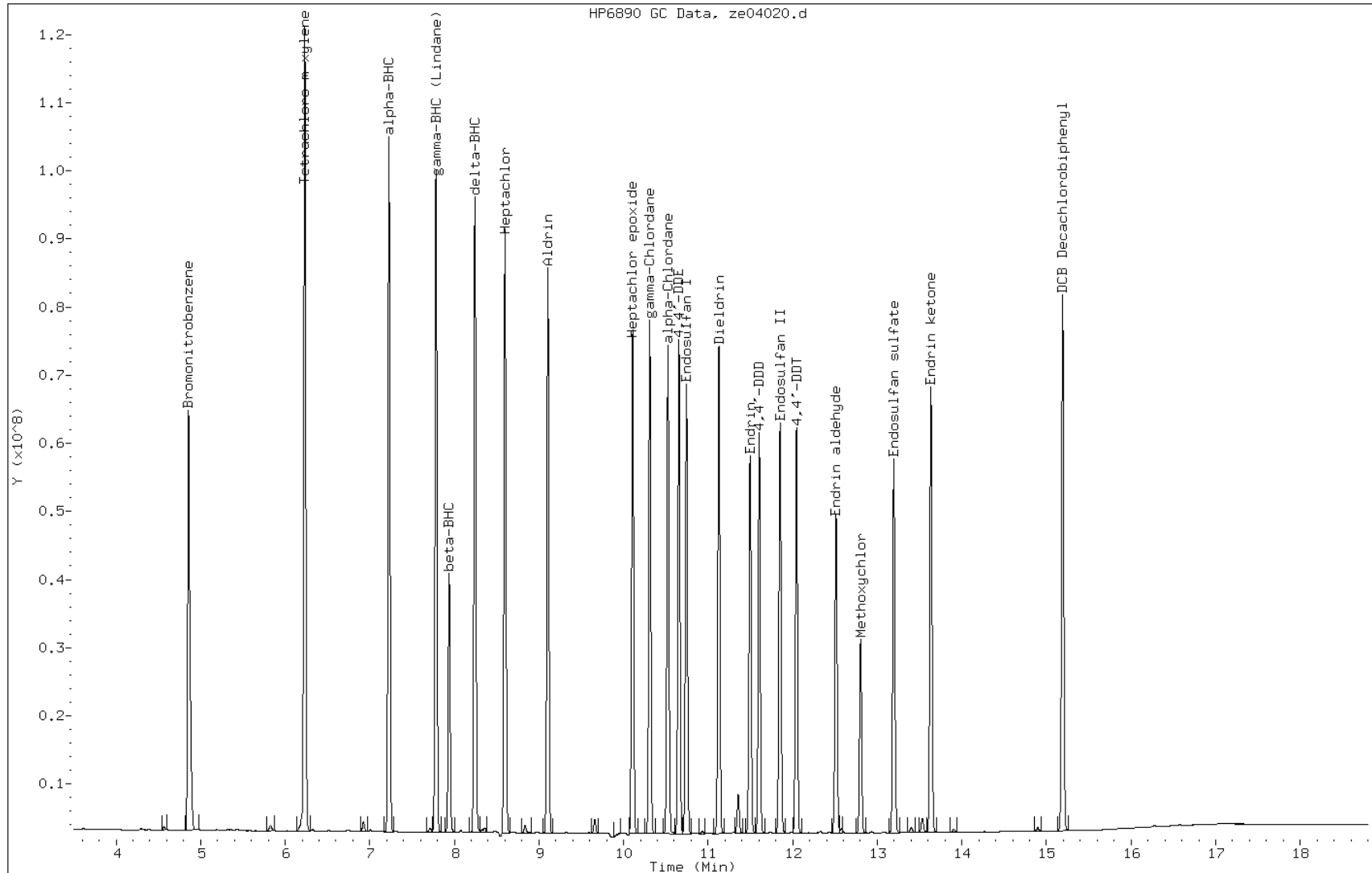
Date: 04-MAY-2013 20:53

Client ID:

Instrument: SGZECD1.i

Sample Info: IC-2981117;PEST6~1Z050413

Operator:



Manual Integration Report

Data File: ze04020.d  
Inj. Date and Time: 04-MAY-2013 20:53  
Instrument ID: SGZECD1.i  
Client ID:  
Compound: 9 Heptachlor  
CAS #: 76-44-8  
Report Date: 05/06/2013

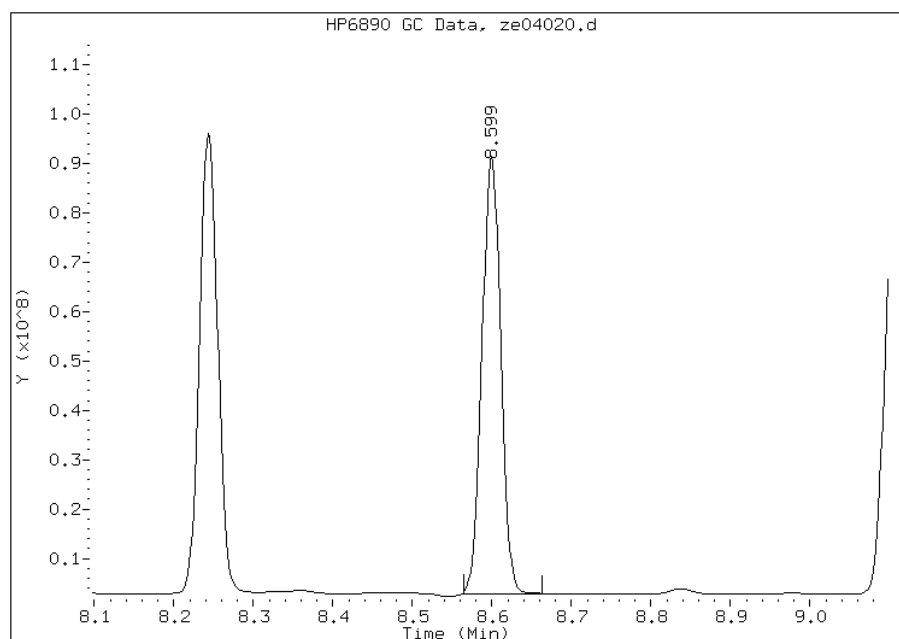
Processing Integration Results

Not Detected

Expected RT: 8.60

Manual Integration Results

RT: 8.60  
Response: 145754713  
Amount: 0.08  
Conc: 0.08



Manually Integrated By: kellarj  
Manual Integration Reason: Baseline Event

Manual Integration Report

Data File: ze04020.d  
Inj. Date and Time: 04-MAY-2013 20:53  
Instrument ID: SGZECD1.i  
Client ID:  
Compound: 13 Heptachlor epoxide  
CAS #: 1024-57-3  
Report Date: 05/06/2013

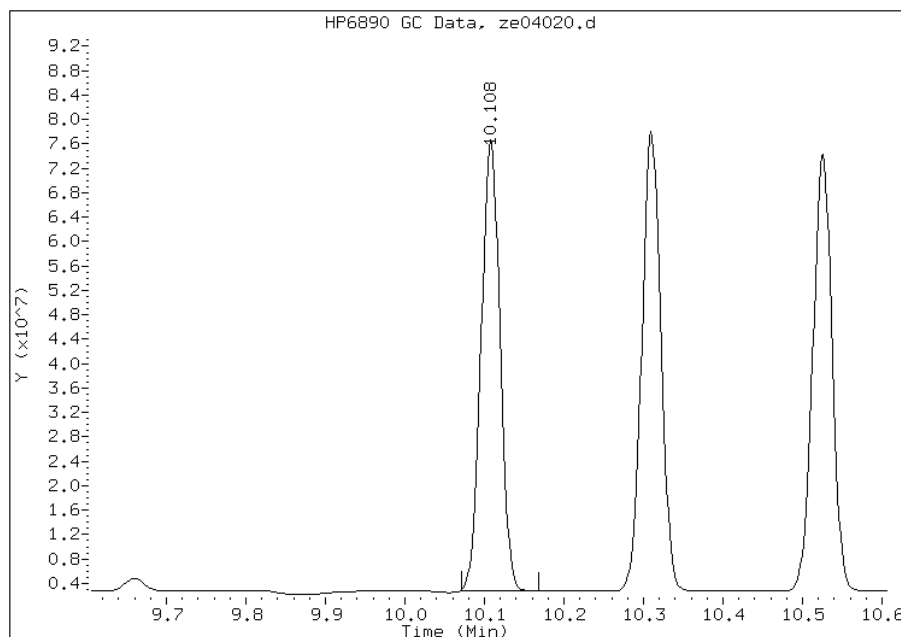
Processing Integration Results

Not Detected

Expected RT: 10.11

Manual Integration Results

RT: 10.11  
Response: 123640628  
Amount: 0.08  
Conc: 0.08



Manually Integrated By: kellarj  
Manual Integration Reason: Baseline Event

Manual Integration Report

Data File: ze04020.d  
Inj. Date and Time: 04-MAY-2013 20:53  
Instrument ID: SGZECD1.i  
Client ID:  
Compound: 27 Endrin aldehyde  
CAS #: 7421-93-4  
Report Date: 05/06/2013

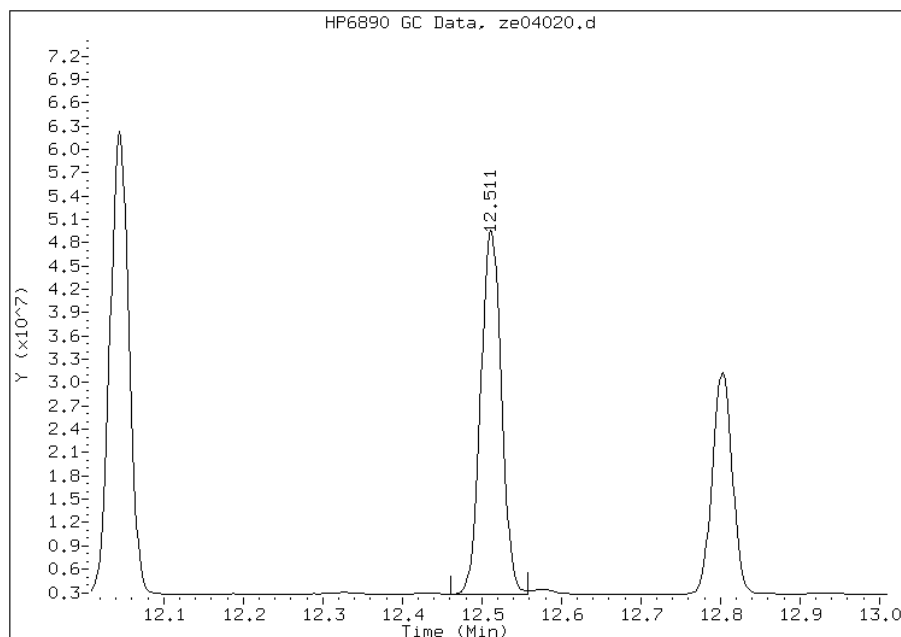
Processing Integration Results

Not Detected

Expected RT: 12.51

Manual Integration Results

RT: 12.51  
Response: 84941683  
Amount: 0.08  
Conc: 0.08



Manually Integrated By: kellarj  
Manual Integration Reason: Split Peak

TESTAMERICA SAVANNAH

8081/8082 PESTICIDE/PCB

Data file : /chem/SG/SGZECD1.i/1Z050413.b/ze04021.d  
Lab Smp Id: IC-2981118;PEST5  
Inj Date : 04-MAY-2013 21:15  
Operator : Inst ID: SGZECD1.i  
Smp Info : IC-2981118;PEST5~1Z050413  
Misc Info :  
Comment :  
Method : /chem/SG/SGZECD1.i/1Z050413.b/z3-808182-e1.m  
Meth Date : 06-May-2013 11:00 meinckeg Quant Type: ISTD  
Cal Date : 05-MAY-2013 05:04 Cal File: ze04042.d  
Als bottle: 21 Calibration Sample, Level: 5  
Dil Factor: 1.00000  
Integrator: Falcon Compound Sublist: SGPEST.sub  
Target Version: 3.50 Sample Matrix: None  
Processing Host: savchem3

AMOUNTS						
RT	EXP RT (REL RT)	RESPONSE (ug/mL)	CAL-AMT (ug/mL)	ON-COL (ug/mL)	TARGET RANGE	RATIO
==	=====	=====	=====	=====	=====	=====
* 1	Bromonitrobenzene				CAS #: 108-76-1	
4.858	4.858 (1.000)	113617452	113617452	0.08000	0.0800 80.00- 120.00	100.00
-----						
\$ 2	Tetrachloro-m-xylene				CAS #: 877-09-8	
6.230	6.230 (1.282)	91929696	91929696	0.06400	0.0645 80.00- 120.00	100.00
-----						
5	alpha-BHC				CAS #: 319-84-6	
7.227	7.227 (1.487)	78925059	78925059	0.04000	0.0421 80.00- 120.00	100.00
-----						
6	gamma-BHC (Lindane)				CAS #: 58-89-9	
7.783	7.783 (1.602)	72550605	72550605	0.04000	0.0413 80.00- 120.00	100.00
-----						
7	beta-BHC				CAS #: 319-85-7	
7.938	7.938 (1.634)	30103300	30103300	0.04000	0.0372 80.00- 120.00	100.00
-----						
8	delta-BHC				CAS #: 319-86-8	
8.243	8.243 (1.697)	70593481	70593481	0.04000	0.0413 80.00- 120.00	100.00
-----						
9	Heptachlor				CAS #: 76-44-8	
8.598	8.598 (1.770)	70227508	70227508	0.04000	0.0401 80.00- 120.00	100.00(M)
-----						
10	Aldrin				CAS #: 309-00-2	
9.105	9.105 (1.874)	64566226	64566226	0.04000	0.0413 80.00- 120.00	100.00
-----						
13	Heptachlor epoxide				CAS #: 1024-57-3	
10.108	10.108 (2.081)	60106891	60106891	0.04000	0.0401 80.00- 120.00	100.00(M)
-----						

AMOUNTS							
RT	EXP RT (REL RT)	RESPONSE	CAL-AMT (ug/mL)	ON-COL (ug/mL)	TARGET RANGE	RATIO	
==	=====	=====	=====	=====	=====	=====	
14	gamma-Chlordane				CAS #: 5103-74-2		
10.310	10.310 (2.122)	60403940	60403940	0.04000	0.0401 80.00-	120.00	100.00
-----							
15	alpha-Chlordane				CAS #: 5103-71-9		
10.523	10.523 (2.166)	58486579	58486579	0.04000	0.0391 80.00-	120.00	100.00
-----							
16	4,4'-DDE				CAS #: 72-55-9		
10.655	10.655 (2.193)	56206335	56206335	0.04000	0.0412 80.00-	120.00	100.00
-----							
17	Endosulfan I				CAS #: 959-98-8		
10.743	10.743 (2.211)	55050817	55050817	0.04000	0.0397 80.00-	120.00	100.00
-----							
19	Dieldrin				CAS #: 60-57-1		
11.127	11.127 (2.290)	58843809	58843809	0.04000	0.0405 80.00-	120.00	100.00
-----							
21	Endrin				CAS #: 72-20-8		
11.497	11.497 (2.366)	46623109	46623109	0.04000	0.0401 80.00-	120.00	100.00
-----							
22	4,4'-DDD				CAS #: 72-54-8		
11.603	11.603 (2.388)	46429780	46429780	0.04000	0.0404 80.00-	120.00	100.00
-----							
25	Endosulfan II				CAS #: 33213-65-9		
11.850	11.850 (2.439)	52206428	52206428	0.04000	0.0383 80.00-	120.00	100.00
-----							
26	4,4'-DDT				CAS #: 50-29-3		
12.045	12.045 (2.479)	46218957	46218957	0.04000	0.0403 80.00-	120.00	100.00
-----							
27	Endrin aldehyde				CAS #: 7421-93-4		
12.512	12.512 (2.575)	41468729	41468729	0.04000	0.0383 80.00-	120.00	100.00
-----							
28	Methoxychlor				CAS #: 72-43-5		
12.802	12.802 (2.635)	24213740	24213740	0.04000	0.0371 80.00-	120.00	100.00
-----							
30	Endosulfan sulfate				CAS #: 1031-07-8		
13.195	13.195 (2.716)	47297106	47297106	0.04000	0.0386 80.00-	120.00	100.00
-----							
31	Endrin ketone				CAS #: 53494-70-5		
13.633	13.633 (2.806)	57595503	57595503	0.04000	0.0390 80.00-	120.00	100.00
-----							
\$ 32	DCB Decachlorobiphenyl				CAS #: 2051-24-3		
15.192	15.192 (3.127)	66078018	66078018	0.06400	0.0573 80.00-	120.00	100.00
-----							

QC Flag Legend

M - Compound response manually integrated.



Data File: ze04021.d

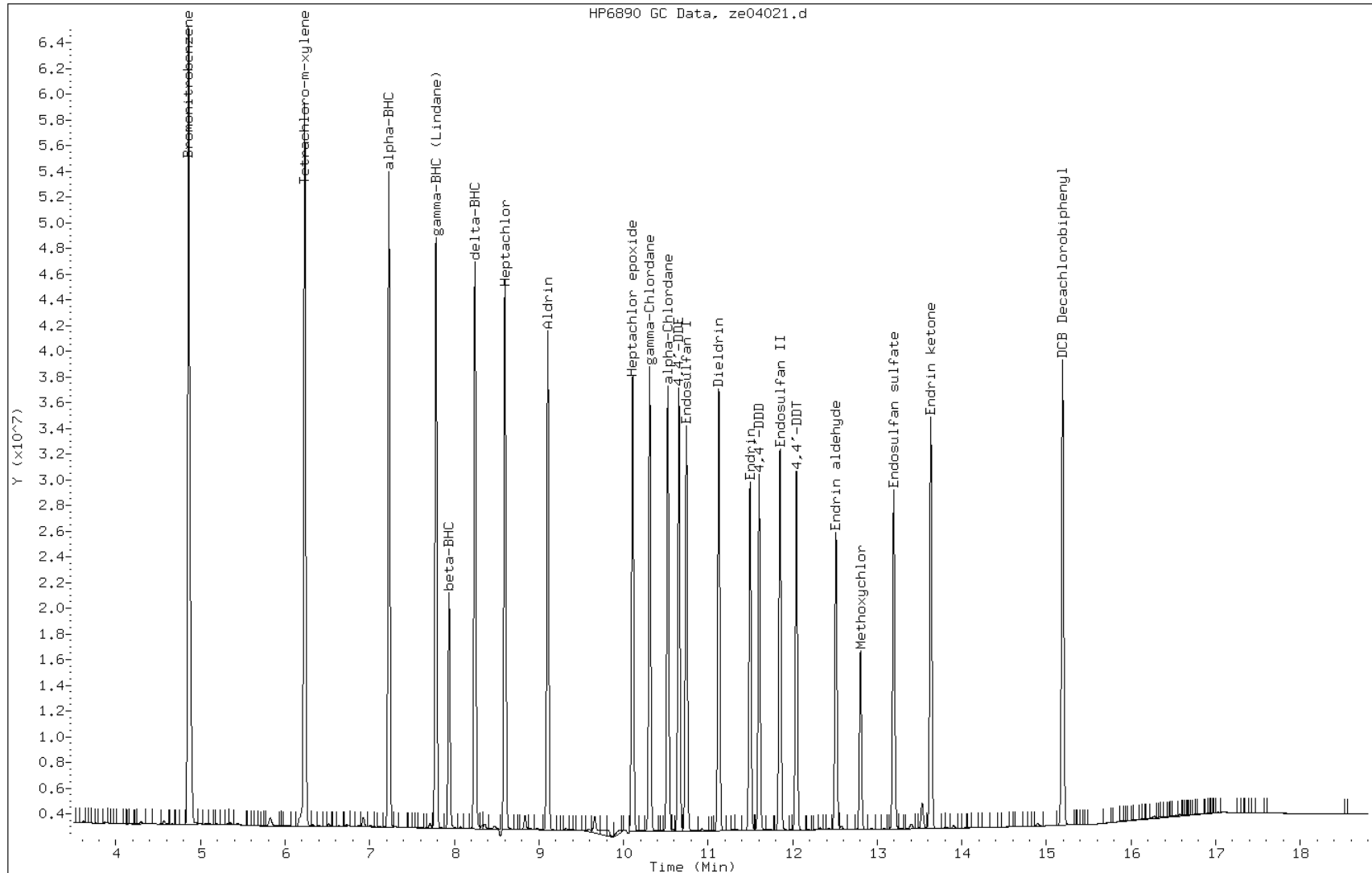
Date: 04-MAY-2013 21:15

Client ID:

Instrument: SGZECD1.i

Sample Info: IC-2981118;PEST5~1Z050413

Operator:



Manual Integration Report

Data File: ze04021.d  
Inj. Date and Time: 04-MAY-2013 21:15  
Instrument ID: SGZECD1.i  
Client ID:  
Compound: 9 Heptachlor  
CAS #: 76-44-8  
Report Date: 05/06/2013

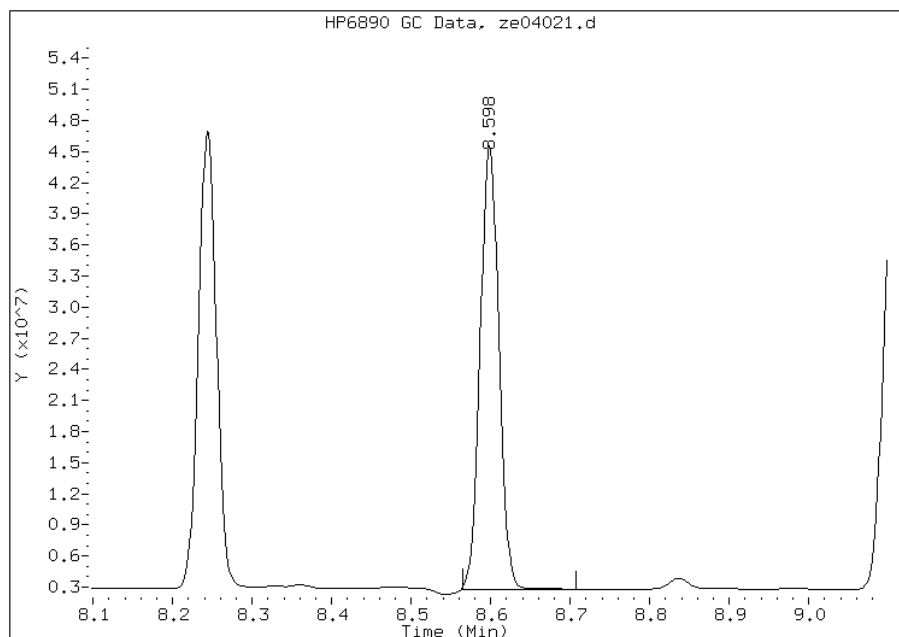
Processing Integration Results

Not Detected

Expected RT: 8.60

Manual Integration Results

RT: 8.60  
Response: 70227508  
Amount: 0.04  
Conc: 0.04



Manually Integrated By: kellarj  
Manual Integration Reason: Baseline Event

Manual Integration Report

Data File: ze04021.d  
Inj. Date and Time: 04-MAY-2013 21:15  
Instrument ID: SGZECD1.i  
Client ID:  
Compound: 13 Heptachlor epoxide  
CAS #: 1024-57-3  
Report Date: 05/06/2013

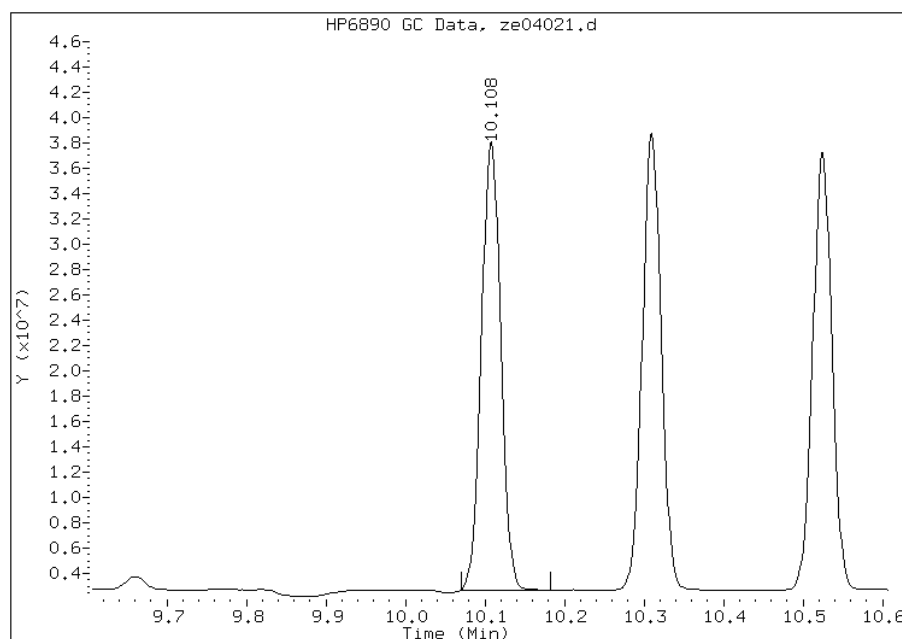
Processing Integration Results

Not Detected

Expected RT: 10.11

Manual Integration Results

RT: 10.11  
Response: 60106891  
Amount: 0.04  
Conc: 0.04



Manually Integrated By: kellarj  
Manual Integration Reason: Baseline Event

TESTAMERICA SAVANNAH

8081/8082 PESTICIDE/PCB

Data file : /chem/SG/SGZECD1.i/1Z050413.b/ze04022.d  
 Lab Smp Id: ICIS-2981119;PEST4  
 Inj Date : 04-MAY-2013 21:38  
 Operator : Inst ID: SGZECD1.i  
 Smp Info : ICIS-2981119;PEST4~1Z050413  
 Misc Info :  
 Comment :  
 Method : /chem/SG/SGZECD1.i/1Z050413.b/z3-808182-e1.m  
 Meth Date : 06-May-2013 12:43 meinckeg Quant Type: ISTD  
 Cal Date : 05-MAY-2013 05:27 Cal File: ze04043.d  
 Als bottle: 22 Calibration Sample, Level: 4  
 Dil Factor: 1.00000  
 Integrator: Falcon Compound Sublist: SGPEST.sub  
 Target Version: 3.50 Sample Matrix: None  
 Processing Host: savchem3

AMOUNTS							
RT	EXP RT (REL RT)	RESPONSE (ug/mL)	CAL-AMT (ug/mL)	ON-COL (ug/mL)	TARGET RANGE	RATIO	
==	=====	=====	=====	=====	=====	=====	
* 1	Bromonitrobenzene				CAS #:		
4.858	4.858 (1.000)	135561396	135561396	0.08000	0.0800	80.00- 120.00	100.00
-----							
\$ 2	Tetrachloro-m-xylene				CAS #: 877-09-8		
6.230	6.230 (1.282)	53771800	53771800	0.03200	0.0316	80.00- 120.00	100.00
-----							
5	alpha-BHC				CAS #: 319-84-6		
7.228	7.228 (1.488)	45107792	45107792	0.02000	0.0202	80.00- 120.00	100.00
-----							
6	gamma-BHC (Lindane)				CAS #: 58-89-9		
7.783	7.783 (1.602)	42265656	42265656	0.02000	0.0202	80.00- 120.00	100.00
-----							
7	beta-BHC				CAS #: 319-85-7		
7.938	7.938 (1.634)	18214401	18214401	0.02000	0.0188	80.00- 120.00	100.00
-----							
8	delta-BHC				CAS #: 319-86-8		
8.243	8.243 (1.697)	41052799	41052799	0.02000	0.0201	80.00- 120.00	100.00
-----							
9	Heptachlor				CAS #: 76-44-8		
8.598	8.598 (1.770)	41426579	41426579	0.02000	0.0198	80.00- 120.00	100.00(M)
-----							
10	Aldrin				CAS #: 309-00-2		
9.105	9.105 (1.874)	37564583	37564583	0.02000	0.0201	80.00- 120.00	100.00
-----							
13	Heptachlor epoxide				CAS #: 1024-57-3		
10.107	10.107 (2.080)	35424365	35424365	0.02000	0.0198	80.00- 120.00	100.00(M)
-----							

AMOUNTS							
RT	EXP RT (REL RT)	RESPONSE	CAL-AMT (ug/mL)	ON-COL (ug/mL)	TARGET RANGE	RATIO	
==	=====	=====	=====	=====	=====	=====	
14	gamma-Chlordane				CAS #: 5103-74-2		
10.310	10.310 (2.122)	35393032	35393032	0.02000	0.0197 80.00-	120.00	100.00
-----							
15	alpha-Chlordane				CAS #: 5103-71-9		
10.523	10.523 (2.166)	34566644	34566644	0.02000	0.0194 80.00-	120.00	100.00
-----							
16	4,4'-DDE				CAS #: 72-55-9		
10.655	10.655 (2.193)	32516786	32516786	0.02000	0.0200 80.00-	120.00	100.00
-----							
17	Endosulfan I				CAS #: 959-98-8		
10.743	10.743 (2.211)	32546376	32546376	0.02000	0.0197 80.00-	120.00	100.00
-----							
19	Dieldrin				CAS #: 60-57-1		
11.127	11.127 (2.290)	34478924	34478924	0.02000	0.0199 80.00-	120.00	100.00
-----							
21	Endrin				CAS #: 72-20-8		
11.497	11.497 (2.366)	27578720	27578720	0.02000	0.0199 80.00-	120.00	100.00
-----							
22	4,4'-DDD				CAS #: 72-54-8		
11.605	11.605 (2.389)	27230533	27230533	0.02000	0.0199 80.00-	120.00	100.00
-----							
25	Endosulfan II				CAS #: 33213-65-9		
11.850	11.850 (2.439)	31042366	31042366	0.02000	0.0191 80.00-	120.00	100.00
-----							
26	4,4'-DDT				CAS #: 50-29-3		
12.043	12.043 (2.479)	27208114	27208114	0.02000	0.0199 80.00-	120.00	100.00
-----							
27	Endrin aldehyde				CAS #: 7421-93-4		
12.510	12.510 (2.575)	24469262	24469262	0.02000	0.0190 80.00-	120.00	100.00
-----							
28	Methoxychlor				CAS #: 72-43-5		
12.802	12.802 (2.635)	14992287	14992287	0.02000	0.0193 80.00-	120.00	100.00
-----							
30	Endosulfan sulfate				CAS #: 1031-07-8		
13.195	13.195 (2.716)	28278841	28278841	0.02000	0.0194 80.00-	120.00	100.00
-----							
31	Endrin ketone				CAS #: 53494-70-5		
13.633	13.633 (2.806)	34494771	34494771	0.02000	0.0196 80.00-	120.00	100.00
-----							
\$ 32	DCB Decachlorobiphenyl				CAS #: 2051-24-3		
15.190	15.190 (3.127)	40796100	40796100	0.03200	0.0321 80.00-	120.00	100.00
-----							

QC Flag Legend

M - Compound response manually integrated.

Data File: ze04022.d

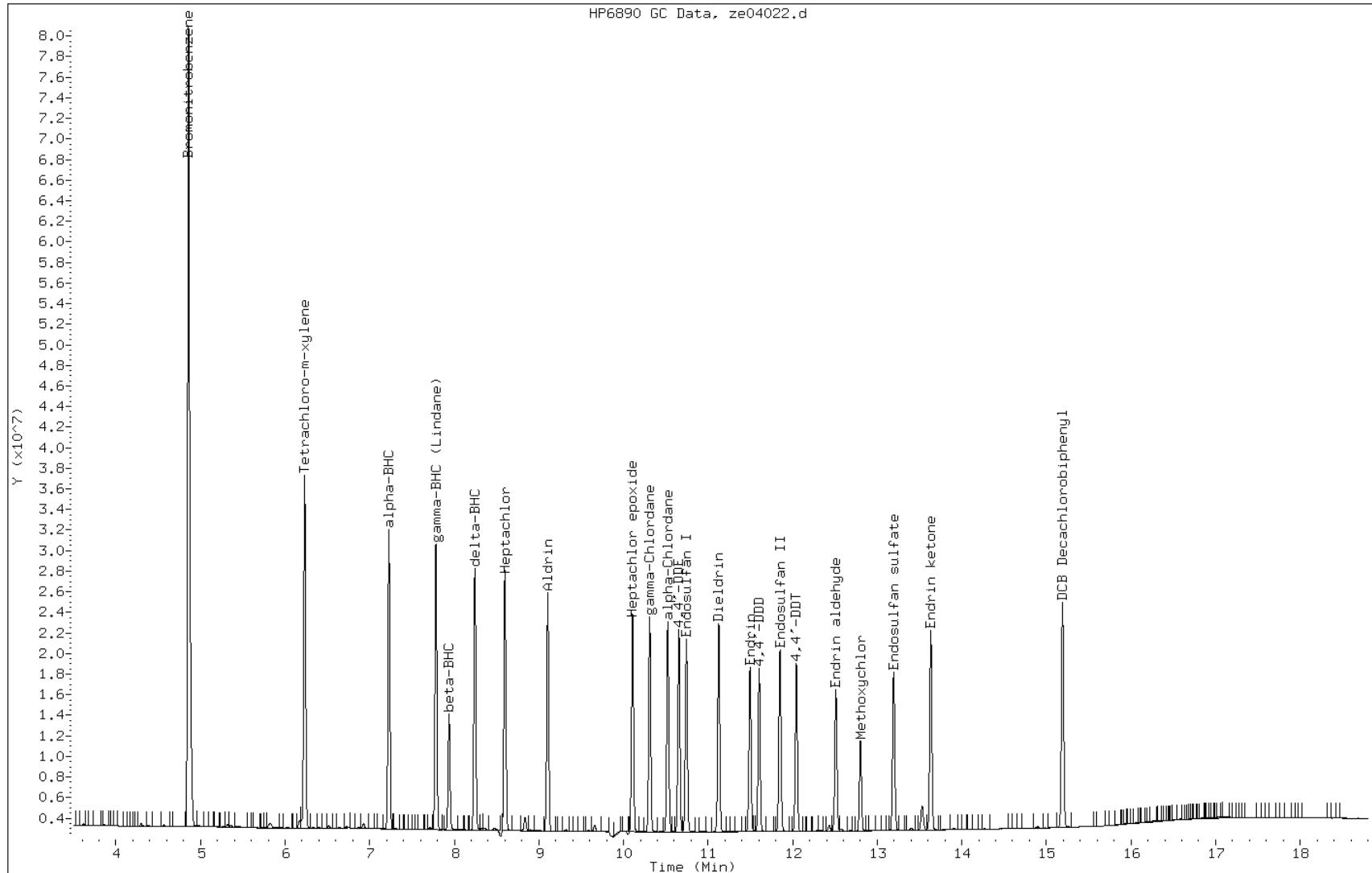
Date: 04-MAY-2013 21:38

Client ID:

Instrument: SGZECD1.i

Sample Info: ICIS-2981119;PEST4~1Z050413

Operator:



Manual Integration Report

Data File: ze04022.d  
Inj. Date and Time: 04-MAY-2013 21:38  
Instrument ID: SGZECD1.i  
Client ID:  
Compound: 9 Heptachlor  
CAS #: 76-44-8  
Report Date: 05/06/2013

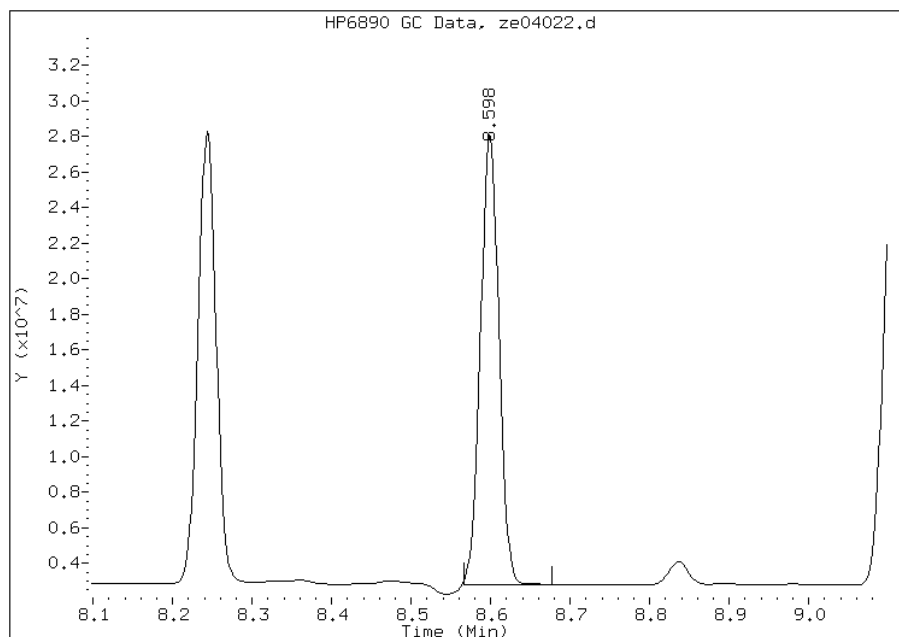
Processing Integration Results

Not Detected

Expected RT: 8.60

Manual Integration Results

RT: 8.60  
Response: 41426579  
Amount: 0.02  
Conc: 0.02



Manually Integrated By: kellarj  
Manual Integration Reason: Baseline Event



Manual Integration Report

Data File: ze04022.d  
Inj. Date and Time: 04-MAY-2013 21:38  
Instrument ID: SGZECD1.i  
Client ID:  
Compound: 13 Heptachlor epoxide  
CAS #: 1024-57-3  
Report Date: 05/06/2013

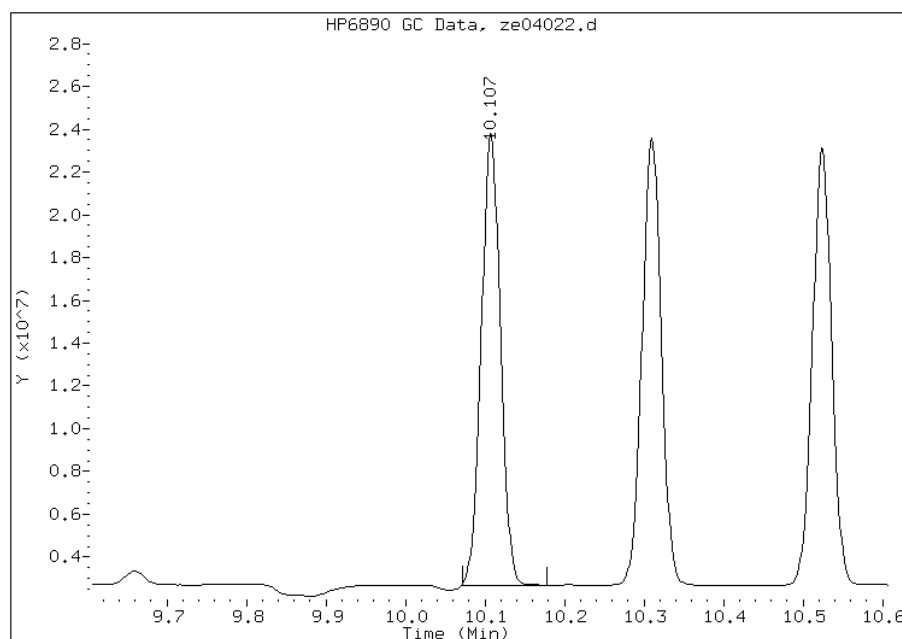
Processing Integration Results

Not Detected

Expected RT: 10.11

Manual Integration Results

RT: 10.11  
Response: 35424365  
Amount: 0.02  
Conc: 0.02



Manually Integrated By: kellarj  
Manual Integration Reason: Baseline Event

TESTAMERICA SAVANNAH

8081/8082 PESTICIDE/PCB

Data file : /chem/SG/SGZECD1.i/1Z050413.b/ze04023.d  
 Lab Smp Id: IC-3068611;PEST3  
 Inj Date : 04-MAY-2013 22:00  
 Operator : Inst ID: SGZECD1.i  
 Smp Info : IC-3068611;PEST3~1Z050413  
 Misc Info :  
 Comment :  
 Method : /chem/SG/SGZECD1.i/1Z050413.b/z3-808182-e1.m  
 Meth Date : 06-May-2013 11:00 meinckeg Quant Type: ISTD  
 Cal Date : 05-MAY-2013 05:49 Cal File: ze04044.d  
 Als bottle: 23 Calibration Sample, Level: 3  
 Dil Factor: 1.00000  
 Integrator: Falcon Compound Sublist: SGPEST.sub  
 Target Version: 3.50 Sample Matrix: None  
 Processing Host: savchem3

		AMOUNTS					
RT	EXP RT (REL RT)	CAL-AMT	ON-COL	TARGET RANGE	RATIO		
==	=====	=====	=====	=====	=====		
* 1	Bromonitrobenzene					CAS #:	
4.858	4.858 (1.000)	134597003	134597003	0.08000	0.0800	80.00- 120.00	100.00
-----							
\$ 2	Tetrachloro-m-xylene					CAS #: 877-09-8	
6.231	6.231 (1.283)	26563679	26563679	0.01600	0.0157	80.00- 120.00	100.00
-----							
5	alpha-BHC					CAS #: 319-84-6	
7.228	7.228 (1.488)	21947296	21947296	0.01000	0.00989	80.00- 120.00	100.00
-----							
6	gamma-BHC (Lindane)					CAS #: 58-89-9	
7.783	7.783 (1.602)	20457951	20457951	0.01000	0.00984	80.00- 120.00	100.00
-----							
7	beta-BHC					CAS #: 319-85-7	
7.939	7.939 (1.634)	9571736	9571736	0.01000	0.00997	80.00- 120.00	100.00
-----							
8	delta-BHC					CAS #: 319-86-8	
8.244	8.244 (1.697)	19969995	19969995	0.01000	0.00986	80.00- 120.00	100.00
-----							
9	Heptachlor					CAS #: 76-44-8	
8.599	8.599 (1.770)	20549228	20549228	0.01000	0.00991	80.00- 120.00	100.00(M)
-----							
10	Aldrin					CAS #: 309-00-2	
9.106	9.106 (1.875)	18189532	18189532	0.01000	0.00982	80.00- 120.00	100.00
-----							
13	Heptachlor epoxide					CAS #: 1024-57-3	
10.108	10.108 (2.081)	17601638	17601638	0.01000	0.00991	80.00- 120.00	100.00(M)

AMOUNTS							
RT	EXP RT (REL RT)	RESPONSE	CAL-AMT (ug/mL)	ON-COL (ug/mL)	TARGET RANGE	RATIO	
==	=====	=====	=====	=====	=====	=====	
14	gamma-Chlordane				CAS #: 5103-74-2		
10.309	10.309 (2.122)	17608881	17608881	0.01000	0.00987 80.00-	120.00	100.00
-----							
15	alpha-Chlordane				CAS #: 5103-71-9		
10.526	10.526 (2.167)	17525000	17525000	0.01000	0.00990 80.00-	120.00	100.00
-----							
16	4,4'-DDE				CAS #: 72-55-9		
10.656	10.656 (2.194)	15946681	15946681	0.01000	0.00986 80.00-	120.00	100.00
-----							
17	Endosulfan I				CAS #: 959-98-8		
10.744	10.744 (2.212)	16327307	16327307	0.01000	0.00994 80.00-	120.00	100.00
-----							
19	Dieldrin				CAS #: 60-57-1		
11.128	11.128 (2.291)	16938947	16938947	0.01000	0.00985 80.00-	120.00	100.00
-----							
21	Endrin				CAS #: 72-20-8		
11.498	11.498 (2.367)	13741534	13741534	0.01000	0.00998 80.00-	120.00	100.00
-----							
22	4,4'-DDD				CAS #: 72-54-8		
11.604	11.604 (2.389)	13495558	13495558	0.01000	0.00992 80.00-	120.00	100.00
-----							
25	Endosulfan II				CAS #: 33213-65-9		
11.853	11.853 (2.440)	16080472	16080472	0.01000	0.00996 80.00-	120.00	100.00
-----							
26	4,4'-DDT				CAS #: 50-29-3		
12.044	12.044 (2.479)	13398595	13398595	0.01000	0.00987 80.00-	120.00	100.00
-----							
27	Endrin aldehyde				CAS #: 7421-93-4		
12.513	12.513 (2.576)	12828630	12828630	0.01000	0.0100 80.00-	120.00	100.00
-----							
28	Methoxychlor				CAS #: 72-43-5		
12.803	12.803 (2.636)	7875585	7875585	0.01000	0.0102 80.00-	120.00	100.00
-----							
30	Endosulfan sulfate				CAS #: 1031-07-8		
13.196	13.196 (2.716)	14515519	14515519	0.01000	0.0100 80.00-	120.00	100.00
-----							
31	Endrin ketone				CAS #: 53494-70-5		
13.634	13.634 (2.807)	17618116	17618116	0.01000	0.0101 80.00-	120.00	100.00
-----							
\$ 32	DCB Decachlorobiphenyl				CAS #: 2051-24-3		
15.191	15.191 (3.127)	21159503	21159503	0.01600	0.0155 80.00-	120.00	100.00
-----							

QC Flag Legend

M - Compound response manually integrated.

Data File: ze04023.d

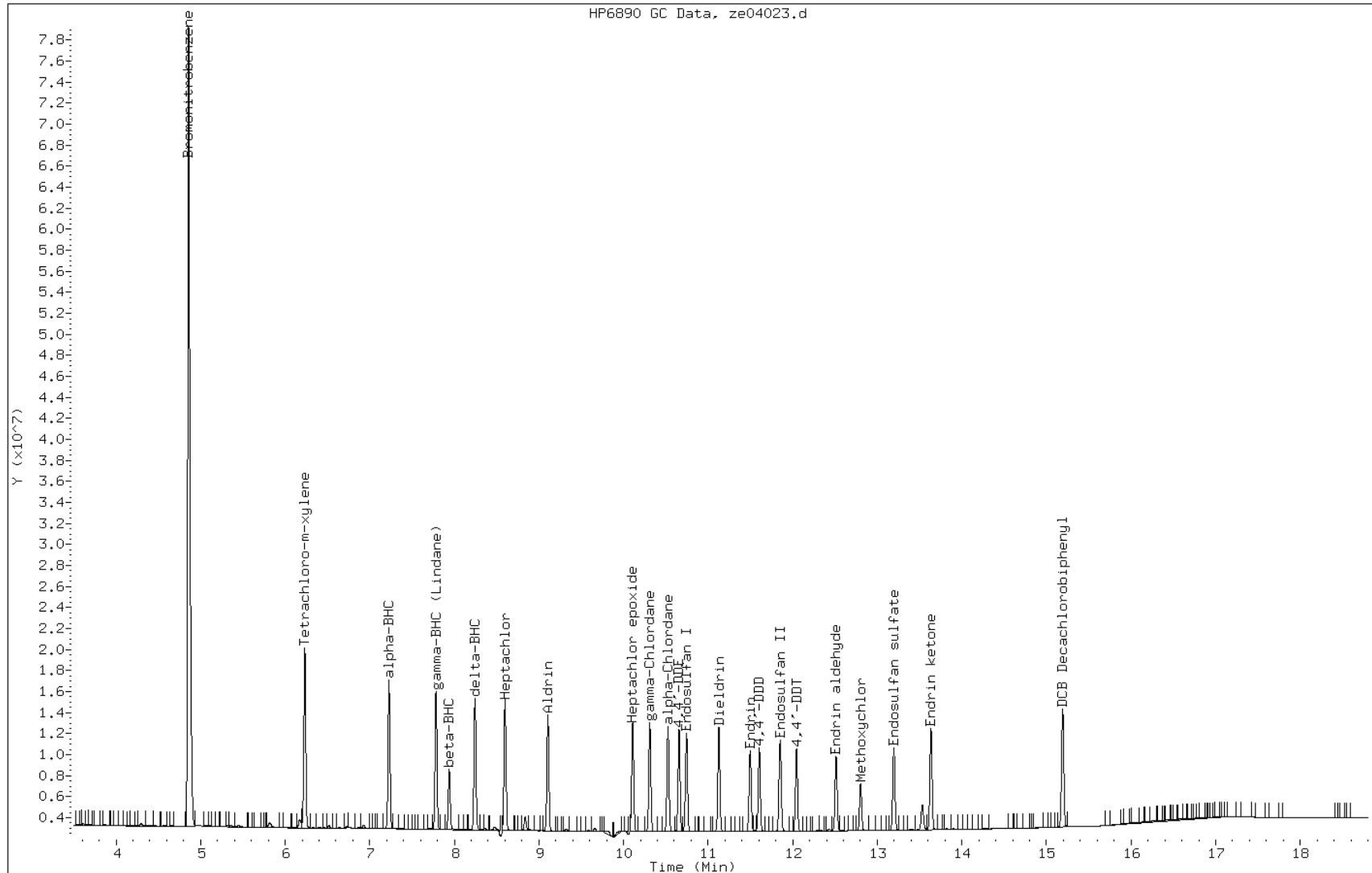
Date: 04-MAY-2013 22:00

Client ID:

Instrument: SGZECD1.i

Sample Info: IC-3068611;PEST3~1Z050413

Operator:



Manual Integration Report

Data File: ze04023.d  
Inj. Date and Time: 04-MAY-2013 22:00  
Instrument ID: SGZECD1.i  
Client ID:  
Compound: 9 Heptachlor  
CAS #: 76-44-8  
Report Date: 05/06/2013

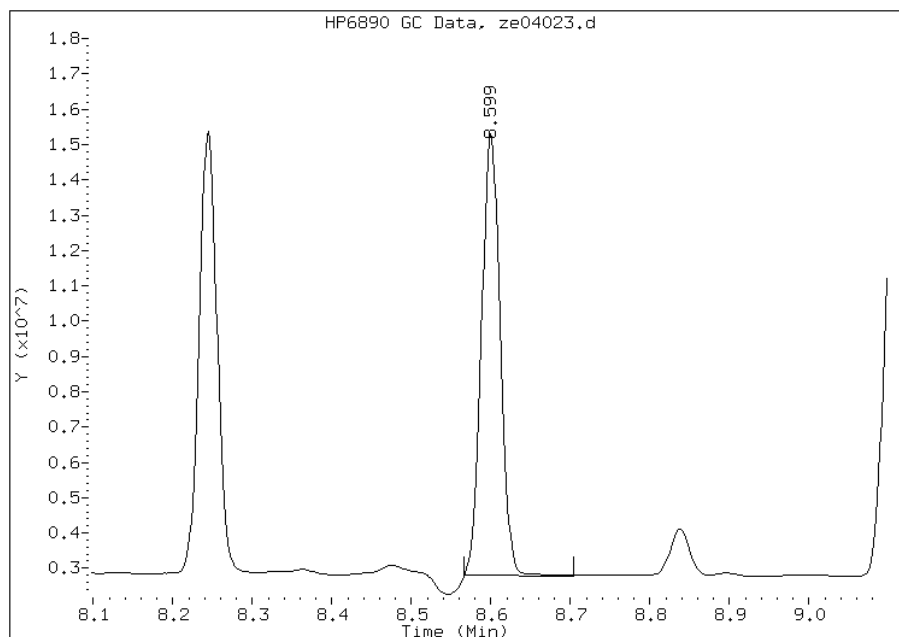
Processing Integration Results

Not Detected

Expected RT: 8.60

Manual Integration Results

RT: 8.60  
Response: 20549228  
Amount: 0.01  
Conc: 0.01



Manually Integrated By: kellarj  
Manual Integration Reason: Baseline Event

Manual Integration Report

Data File: ze04023.d  
Inj. Date and Time: 04-MAY-2013 22:00  
Instrument ID: SGZECD1.i  
Client ID:  
Compound: 13 Heptachlor epoxide  
CAS #: 1024-57-3  
Report Date: 05/06/2013

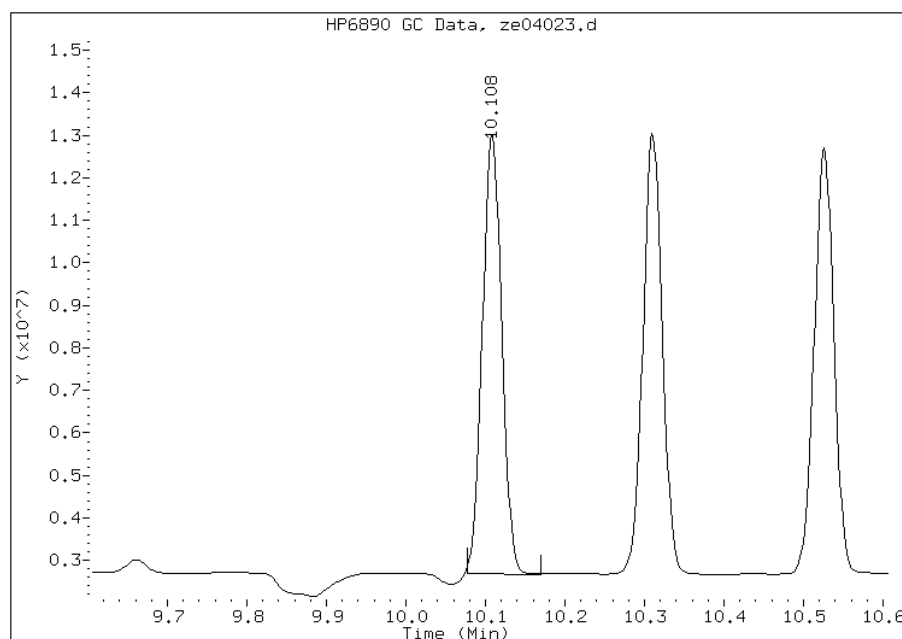
Processing Integration Results

Not Detected

Expected RT: 10.11

Manual Integration Results

RT: 10.11  
Response: 17601638  
Amount: 0.01  
Conc: 0.01



Manually Integrated By: kellarj  
Manual Integration Reason: Baseline Event

TESTAMERICA SAVANNAH

8081/8082 PESTICIDE/PCB

Data file : /chem/SG/SGZECD1.i/1Z050413.b/ze04024.d  
Lab Smp Id: IC-2981122;PEST2  
Inj Date : 04-MAY-2013 22:22  
Operator : Inst ID: SGZECD1.i  
Smp Info : IC-2981122;PEST2~1Z050413  
Misc Info :  
Comment :  
Method : /chem/SG/SGZECD1.i/1Z050413.b/z3-808182-e1.m  
Meth Date : 06-May-2013 11:01 meinckeg Quant Type: ISTD  
Cal Date : 05-MAY-2013 06:11 Cal File: ze04045.d  
Als bottle: 24 Calibration Sample, Level: 2  
Dil Factor: 1.00000  
Integrator: Falcon Compound Sublist: SGPEST.sub  
Target Version: 3.50 Sample Matrix: None  
Processing Host: savchem3

AMOUNTS						
RT	EXP RT (REL RT)	CAL-AMT	ON-COL	TARGET RANGE	RATIO	
==	=====	RESPONSE (ug/mL)	(ug/mL)	=====	=====	
* 1	Bromonitrobenzene			CAS #:		
4.856	4.856 (1.000)	111138345	111138345	0.08000	0.0800	80.00- 120.00 100.00
-----						
\$ 2	Tetrachloro-m-xylene			CAS #: 877-09-8		
6.230	6.230 (1.283)	11014778	11014778	0.00800	0.00790	80.00- 120.00 100.00
-----						
5	alpha-BHC			CAS #: 319-84-6		
7.226	7.226 (1.488)	8638244	8638244	0.00500	0.00471	80.00- 120.00 100.00
-----						
6	gamma-BHC (Lindane)			CAS #: 58-89-9		
7.783	7.783 (1.603)	8143679	8143679	0.00500	0.00474	80.00- 120.00 100.00
-----						
7	beta-BHC			CAS #: 319-85-7		
7.938	7.938 (1.635)	4190861	4190861	0.00500	0.00529	80.00- 120.00 100.00
-----						
8	delta-BHC			CAS #: 319-86-8		
8.243	8.243 (1.697)	7911088	7911088	0.00500	0.00473	80.00- 120.00 100.00
-----						
9	Heptachlor			CAS #: 76-44-8		
8.598	8.598 (1.770)	8419646	8419646	0.00500	0.00492	80.00- 120.00 100.00(M)
-----						
10	Aldrin			CAS #: 309-00-2		
9.105	9.105 (1.875)	7286834	7286834	0.00500	0.00476	80.00- 120.00 100.00
-----						
13	Heptachlor epoxide			CAS #: 1024-57-3		
10.106	10.106 (2.081)	7262399	7262399	0.00500	0.00495	80.00- 120.00 100.00(M)
-----						



AMOUNTS							
RT	EXP RT (REL RT)	RESPONSE	CAL-AMT (ug/mL)	ON-COL (ug/mL)	TARGET RANGE	RATIO	
==	=====	=====	=====	=====	=====	=====	
14	gamma-Chlordane				CAS #: 5103-74-2		
10.310	10.310 (2.123)	7240864	7240864	0.00500	0.00492 80.00-	120.00	100.00
-----							
15	alpha-Chlordane				CAS #: 5103-71-9		
10.525	10.525 (2.167)	7360337	7360337	0.00500	0.00504 80.00-	120.00	100.00
-----							
16	4,4'-DDE				CAS #: 72-55-9		
10.655	10.655 (2.194)	6355819	6355819	0.00500	0.00476 80.00-	120.00	100.00
-----							
17	Endosulfan I				CAS #: 959-98-8		
10.743	10.743 (2.212)	6795502	6795502	0.00500	0.00501 80.00-	120.00	100.00
-----							
19	Dieldrin				CAS #: 60-57-1		
11.126	11.126 (2.291)	6899418	6899418	0.00500	0.00486 80.00-	120.00	100.00
-----							
21	Endrin				CAS #: 72-20-8		
11.496	11.496 (2.367)	5553967	5553967	0.00500	0.00488 80.00-	120.00	100.00
-----							
22	4,4'-DDD				CAS #: 72-54-8		
11.605	11.605 (2.390)	5444476	5444476	0.00500	0.00485 80.00-	120.00	100.00
-----							
25	Endosulfan II				CAS #: 33213-65-9		
11.850	11.850 (2.440)	6806119	6806119	0.00500	0.00511 80.00-	120.00	100.00
-----							
26	4,4'-DDT				CAS #: 50-29-3		
12.043	12.043 (2.480)	5406334	5406334	0.00500	0.00482 80.00-	120.00	100.00
-----							
27	Endrin aldehyde				CAS #: 7421-93-4		
12.511	12.511 (2.576)	5458685	5458685	0.00500	0.00516 80.00-	120.00	100.00
-----							
28	Methoxychlor				CAS #: 72-43-5		
12.801	12.801 (2.636)	3396439	3396439	0.00500	0.00533 80.00-	120.00	100.00
-----							
30	Endosulfan sulfate				CAS #: 1031-07-8		
13.193	13.193 (2.717)	6090572	6090572	0.00500	0.00508 80.00-	120.00	100.00
-----							
31	Endrin ketone				CAS #: 53494-70-5		
13.633	13.633 (2.807)	7323412	7323412	0.00500	0.00507 80.00-	120.00	100.00
-----							
\$ 32	DCB Decachlorobiphenyl				CAS #: 2051-24-3		
15.190	15.190 (3.128)	9979178	9979178	0.00800	0.00885 80.00-	120.00	100.00
-----							

QC Flag Legend

M - Compound response manually integrated.

Data File: ze04024.d

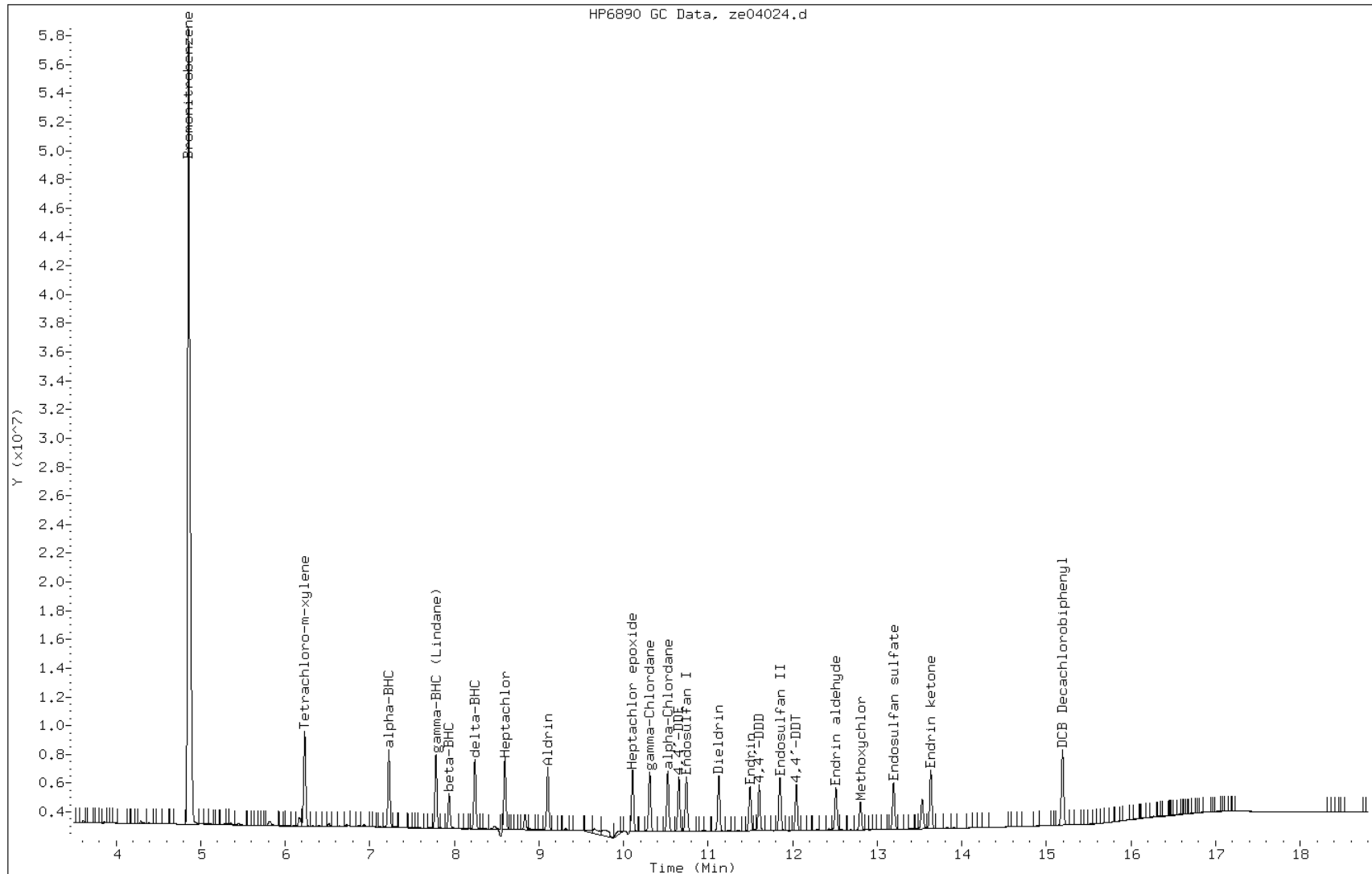
Date: 04-MAY-2013 22:22

Client ID:

Instrument: SGZECD1.i

Sample Info: IC-2981122;PEST2~1Z050413

Operator:



Manual Integration Report

Data File: ze04024.d  
Inj. Date and Time: 04-MAY-2013 22:22  
Instrument ID: SGZECD1.i  
Client ID:  
Compound: 9 Heptachlor  
CAS #: 76-44-8  
Report Date: 05/06/2013

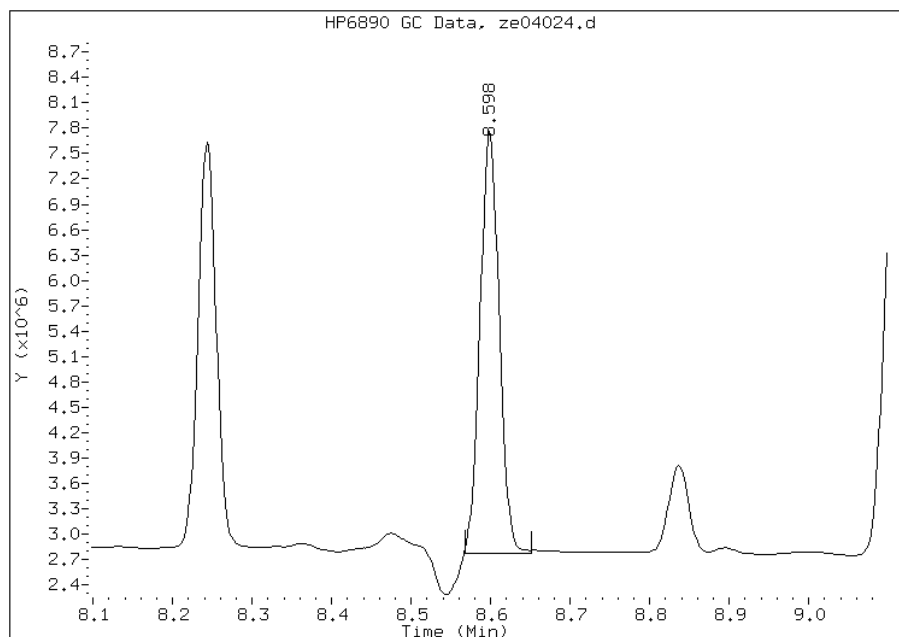
Processing Integration Results

Not Detected

Expected RT: 8.60

Manual Integration Results

RT: 8.60  
Response: 8419646  
Amount: 0.00  
Conc: 0.00



Manually Integrated By: kellarj  
Manual Integration Reason: Baseline Event

Manual Integration Report

Data File: ze04024.d  
Inj. Date and Time: 04-MAY-2013 22:22  
Instrument ID: SGZECD1.i  
Client ID:  
Compound: 13 Heptachlor epoxide  
CAS #: 1024-57-3  
Report Date: 05/06/2013

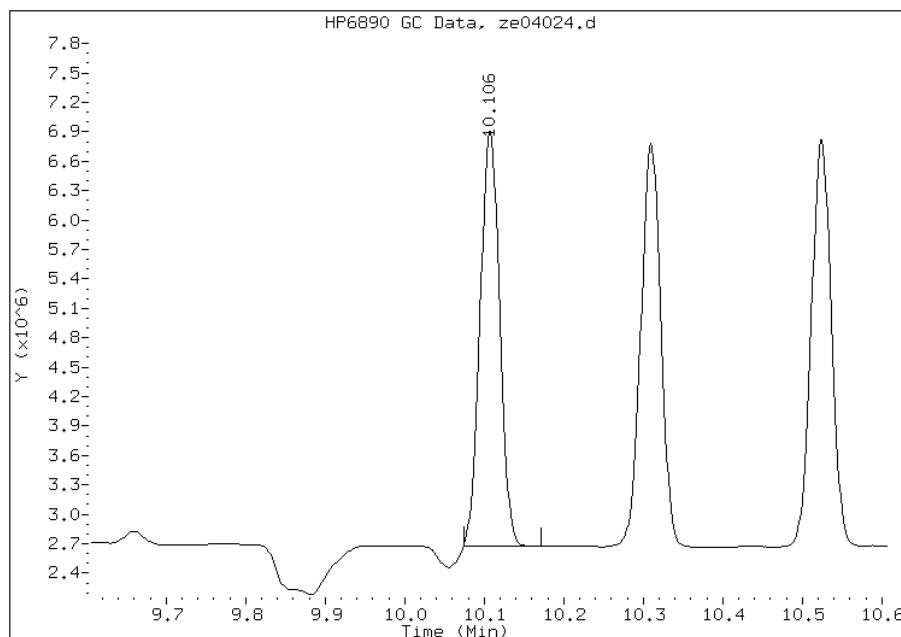
Processing Integration Results

Not Detected

Expected RT: 10.11

Manual Integration Results

RT: 10.11  
Response: 7262399  
Amount: 0.00  
Conc: 0.00



Manually Integrated By: kellarj  
Manual Integration Reason: Baseline Event

TESTAMERICA SAVANNAH

8081/8082 PESTICIDE/PCB

Data file : /chem/SG/SGZECD1.i/1Z050413.b/ze04025.d  
Lab Smp Id: IC-2981123;PEST1  
Inj Date : 04-MAY-2013 22:45  
Operator : Inst ID: SGZECD1.i  
Smp Info : IC-2981123;PEST1~1Z050413  
Misc Info :  
Comment :  
Method : /chem/SG/SGZECD1.i/1Z050413.b/z3-808182-e1.m  
Meth Date : 06-May-2013 11:01 meinckeg Quant Type: ISTD  
Cal Date : 05-MAY-2013 06:34 Cal File: ze04046.d  
Als bottle: 25 Calibration Sample, Level: 1  
Dil Factor: 1.00000  
Integrator: Falcon Compound Sublist: SGPEST.sub  
Target Version: 3.50 Sample Matrix: None  
Processing Host: savchem3

AMOUNTS						
RT	EXP RT (REL RT)	RESPONSE (ug/mL)	CAL-AMT (ug/mL)	ON-COL (ug/mL)	TARGET RANGE	RATIO
==	=====	=====	=====	=====	=====	=====
* 1	Bromonitrobenzene				CAS #:	
4.857	4.857 (1.000)	114241655	114241655	0.08000	0.0800 80.00- 120.00	100.00
-----						
\$ 2	Tetrachloro-m-xylene				CAS #: 877-09-8	
6.231	6.231 (1.283)	5778989	5778989	0.00400	0.00403 80.00- 120.00	100.00
-----						
5	alpha-BHC				CAS #: 319-84-6	
7.227	7.227 (1.488)	4488847	4488847	0.00250	0.00238 80.00- 120.00	100.00
-----						
6	gamma-BHC (Lindane)				CAS #: 58-89-9	
7.784	7.784 (1.603)	4178525	4178525	0.00250	0.00237 80.00- 120.00	100.00
-----						
7	beta-BHC				CAS #: 319-85-7	
7.939	7.939 (1.634)	2316984	2316984	0.00250	0.00284 80.00- 120.00	100.00
-----						
8	delta-BHC				CAS #: 319-86-8	
8.242	8.242 (1.697)	4078248	4078248	0.00250	0.00237 80.00- 120.00	100.00
-----						
9	Heptachlor				CAS #: 76-44-8	
8.599	8.599 (1.770)	4392058	4392058	0.00250	0.00250 80.00- 120.00	100.00(M)
-----						
10	Aldrin				CAS #: 309-00-2	
9.104	9.104 (1.874)	3738222	3738222	0.00250	0.00238 80.00- 120.00	100.00
-----						
13	Heptachlor epoxide				CAS #: 1024-57-3	
10.107	10.107 (2.081)	3798133	3798133	0.00250	0.00252 80.00- 120.00	100.00(M)

AMOUNTS							
RT	EXP RT (REL RT)	RESPONSE	CAL-AMT (ug/mL)	ON-COL (ug/mL)	TARGET RANGE	RATIO	
==	=====	=====	=====	=====	=====	=====	
14	gamma-Chlordane				CAS #: 5103-74-2		
10.309	10.309 (2.122)	3799750	3799750	0.00250	0.00251 80.00-	120.00	100.00
-----							
15	alpha-Chlordane				CAS #: 5103-71-9		
10.524	10.524 (2.167)	3933389	3933389	0.00250	0.00262 80.00-	120.00	100.00
-----							
16	4,4'-DDE				CAS #: 72-55-9		
10.654	10.654 (2.193)	3269433	3269433	0.00250	0.00238 80.00-	120.00	100.00
-----							
17	Endosulfan I				CAS #: 959-98-8		
10.744	10.744 (2.212)	3539017	3539017	0.00250	0.00254 80.00-	120.00	100.00
-----							
19	Dieldrin				CAS #: 60-57-1		
11.126	11.126 (2.291)	3605049	3605049	0.00250	0.00247 80.00-	120.00	100.00
-----							
21	Endrin				CAS #: 72-20-8		
11.496	11.496 (2.367)	2881591	2881591	0.00250	0.00246 80.00-	120.00	100.00
-----							
22	4,4'-DDD				CAS #: 72-54-8		
11.604	11.604 (2.389)	2832703	2832703	0.00250	0.00245 80.00-	120.00	100.00
-----							
25	Endosulfan II				CAS #: 33213-65-9		
11.851	11.851 (2.440)	3766180	3766180	0.00250	0.00275 80.00-	120.00	100.00
-----							
26	4,4'-DDT				CAS #: 50-29-3		
12.044	12.044 (2.480)	2784338	2784338	0.00250	0.00242 80.00-	120.00	100.00
-----							
27	Endrin aldehyde				CAS #: 7421-93-4		
12.511	12.511 (2.576)	2967520	2967520	0.00250	0.00273 80.00-	120.00	100.00
-----							
28	Methoxychlor				CAS #: 72-43-5		
12.801	12.801 (2.635)	1756238	1756238	0.00250	0.00268 80.00-	120.00	100.00
-----							
30	Endosulfan sulfate				CAS #: 1031-07-8		
13.194	13.194 (2.716)	3250015	3250015	0.00250	0.00264 80.00-	120.00	100.00
-----							
31	Endrin ketone				CAS #: 53494-70-5		
13.634	13.634 (2.807)	3852905	3852905	0.00250	0.00259 80.00-	120.00	100.00
-----							
\$ 32	DCB Decachlorobiphenyl				CAS #: 2051-24-3		
15.191	15.191 (3.127)	5434306	5434306	0.00400	0.00469 80.00-	120.00	100.00
-----							

QC Flag Legend

M - Compound response manually integrated.



Data File: ze04025.d

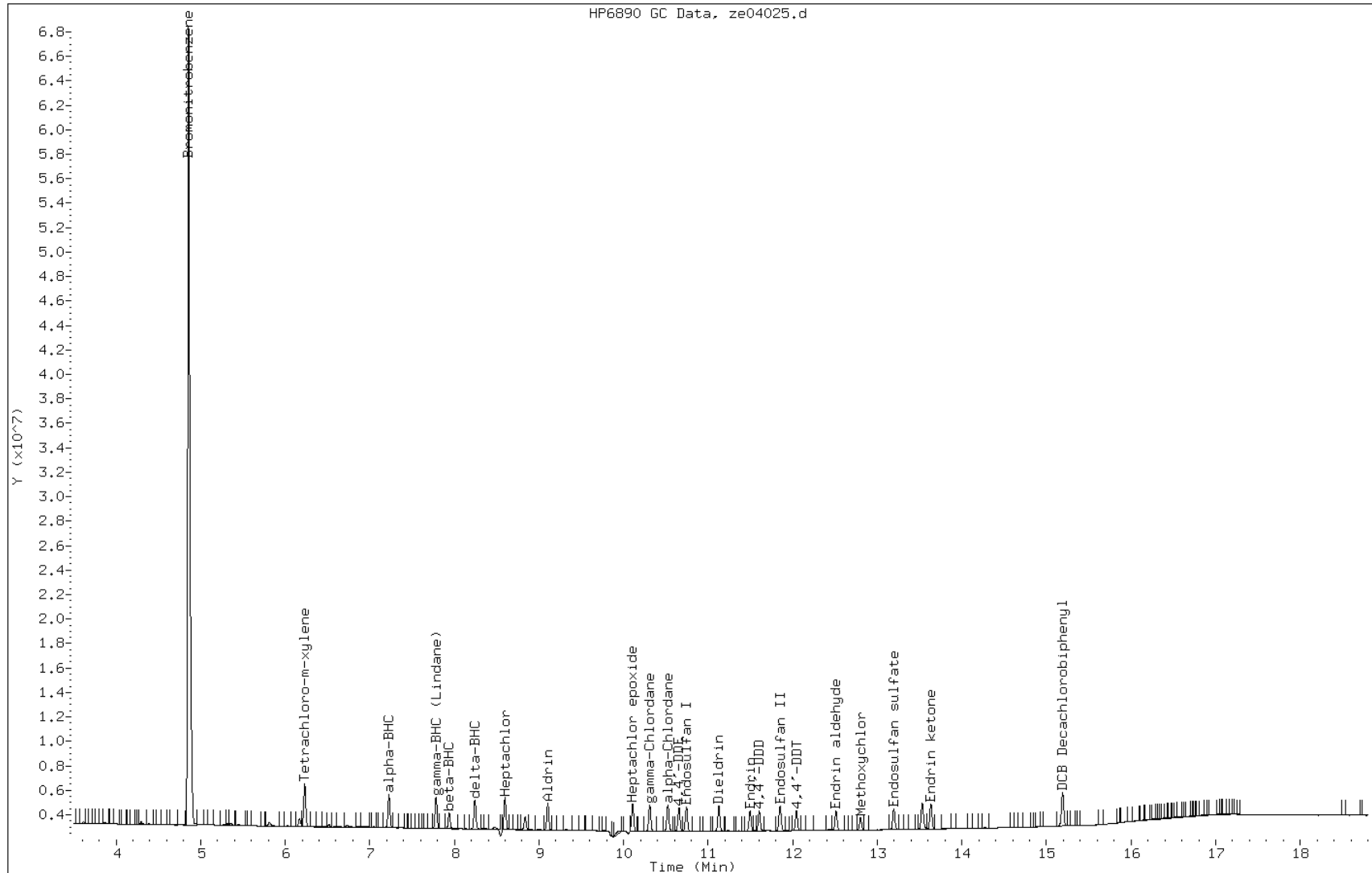
Date: 04-MAY-2013 22:45

Client ID:

Instrument: SGZECD1.i

Sample Info: IC-2981123;PEST1~1Z050413

Operator:



Manual Integration Report

Data File: ze04025.d  
Inj. Date and Time: 04-MAY-2013 22:45  
Instrument ID: SGZECD1.i  
Client ID:  
Compound: 9 Heptachlor  
CAS #: 76-44-8  
Report Date: 05/06/2013

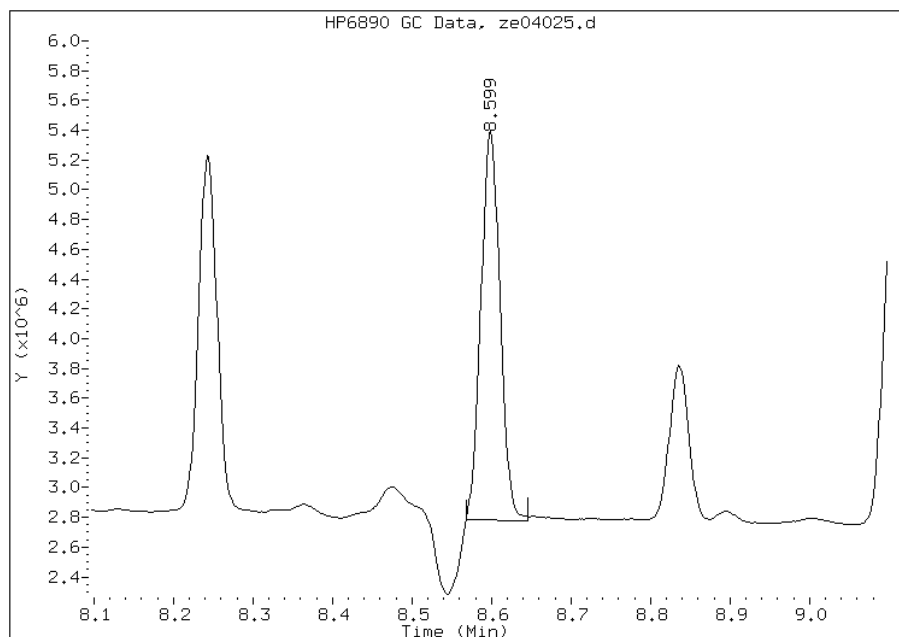
Processing Integration Results

Not Detected

Expected RT: 8.60

Manual Integration Results

RT: 8.60  
Response: 4392058  
Amount: 0.00  
Conc: 0.00



Manually Integrated By: kellarj  
Manual Integration Reason: Baseline Event

Manual Integration Report

Data File: ze04025.d  
Inj. Date and Time: 04-MAY-2013 22:45  
Instrument ID: SGZECD1.i  
Client ID:  
Compound: 13 Heptachlor epoxide  
CAS #: 1024-57-3  
Report Date: 05/06/2013

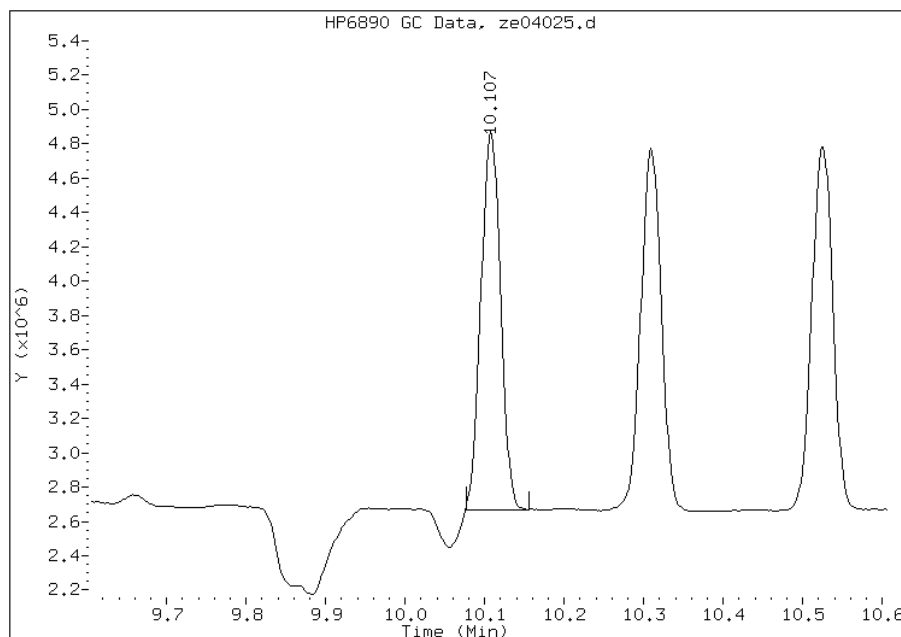
Processing Integration Results

Not Detected

Expected RT: 10.11

Manual Integration Results

RT: 10.11  
Response: 3798133  
Amount: 0.00  
Conc: 0.00



Manually Integrated By: kellarj  
Manual Integration Reason: Baseline Event

FORM VI  
GC SEMI VOA INITIAL CALIBRATION DATA  
INTERNAL STANDARD CURVE EVALUATION

Lab Name: TestAmerica Savannah Job No.: 680-89791-4 Analy Batch No.: 275673

SDG No.: 68089791-4

Instrument ID: SGZ GC Column: CLP II ID: 0.32 (mm) Heated Purge: (Y/N) N

Calibration Start Date: 05/04/2013 20:53 Calibration End Date: 05/04/2013 22:45 Calibration ID: 17686

Calibration Files:

LEVEL:	LAB SAMPLE ID:	LAB FILE ID:
Level 1	IC 680-275673/20	ze04025.d
Level 2	IC 680-275673/19	ze04024.d
Level 3	IC 680-275673/18	ze04023.d
Level 4	ICIS 680-275673/17	ze04022.d
Level 5	IC 680-275673/16	ze04021.d
Level 6	IC 680-275673/15	ze04020.d

ANALYTE	RRF					CURVE TYPE	COEFFICIENT			#	MIN RRF	%RSD	#	MAX %RSD	R <sup>2</sup> OR COD	#	MIN R <sup>2</sup> OR COD
	LVL 1 LVL 6	LVL 2	LVL 3	LVL 4	LVL 5		B	M1	M2								
alpha-BHC	1.2460 1.6061	1.2918	1.4071	1.4767	1.5388	Ave		1.4278			9.8		20.0				
gamma-BHC (Lindane)	1.1894 1.4411	1.2151	1.2941	1.3448	1.3877	Ave		1.3120			7.5		20.0				
beta-BHC	0.5966 0.5685	0.5762	0.5724	0.5596	0.5594	Ave		0.5721			2.4		20.0				
delta-BHC	1.1853 1.4309	1.1827	1.2884	1.3374	1.3739	Ave		1.2998			7.8		20.0				
Heptachlor	1.2843 1.4514	1.2740	1.3478	1.3850	1.4130	Ave		1.3593			5.2		20.0				
Aldrin	1.1337 1.3735	1.1485	1.2364	1.2851	1.3241	Ave		1.2502			7.7		20.0				
Heptachlor epoxide	1.1605 1.2632	1.1482	1.2019	1.2213	1.2387	Ave		1.2056			3.7		20.0				
gamma-Chlordane	1.2310 1.3172	1.1857	1.2329	1.2548	1.2777	Ave		1.2499			3.6		20.0				
alpha-Chlordane	1.1916 1.2697	1.1585	1.2036	1.2188	1.2355	Ave		1.2130			3.1		20.0				
Endosulfan I	1.0891 1.1908	1.0680	1.1278	1.1429	1.1623	Ave		1.1302			4.0		20.0				
4,4'-DDE	1.0949 1.2732	1.0819	1.1603	1.1936	1.2267	Ave		1.1718			6.4		20.0				
Dieldrin	1.0754 1.2835	1.0890	1.1692	1.2080	1.2432	Ave		1.1781			7.1		20.0				
Endrin	0.9542 1.0417	0.9295	0.9773	0.9918	1.0025	Ave		0.9828			4.0		20.0				
4,4'-DDD	0.9203 1.0597	0.9210	0.9787	0.9958	1.0188	Ave		0.9824			5.6		20.0				
Endosulfan II	1.0567 1.1317	1.0408	1.0845	1.0870	1.1093	Ave		1.0850			3.1		20.0				

Note: The m1 coefficient is the same as Ave RRF for an Ave curve type.

FORM VI  
GC SEMI VOA INITIAL CALIBRATION DATA  
INTERNAL STANDARD CURVE EVALUATION

Lab Name: TestAmerica Savannah Job No.: 680-89791-4 Analy Batch No.: 275673

SDG No.: 68089791-4

Instrument ID: SGZ GC Column: CLP II ID: 0.32 (mm) Heated Purge: (Y/N) N

Calibration Start Date: 05/04/2013 20:53 Calibration End Date: 05/04/2013 22:45 Calibration ID: 17686

ANALYTE	RRF					CURVE TYPE	COEFFICIENT			#	MIN RRF	%RSD	#	MAX %RSD	R <sup>2</sup> OR COD	#	MIN R <sup>2</sup> OR COD
	LVL 1 LVL 6	LVL 2	LVL 3	LVL 4	LVL 5		B	M1	M2								
4,4'-DDT	0.8867 1.0894	0.8957	0.9667	0.9959	1.0150	Ave		0.9749			7.9		20.0				
Endrin aldehyde	0.8694 0.9001	0.8582	0.8761	0.8590	0.8844	Ave		0.8745			1.8		20.0				
Endosulfan sulfate	0.9826 1.0246	0.9642	0.9885	0.9840	0.9913	Ave		0.9892			2.0		20.0				
Methoxychlor	0.6264 0.5556	0.6008	0.5906	0.5555	0.5409	Ave		0.5783			5.7		20.0				
Endrin ketone	1.2302 1.2724	1.2170	1.2560	1.2479	1.2495	Ave		1.2455			1.6		20.0				
Tetrachloro-m-xylene	0.9852 1.0533	0.9802	1.0145	1.0249	1.0430	Ave		1.0168			2.9		20.0				
DCB Decachlorobiphenyl	1.1459 1.0545	1.1182	1.0549	1.0399	1.0099	Ave		1.0705			4.8		20.0				

Note: The m1 coefficient is the same as Ave RRF for an Ave curve type.

FORM VI  
GC SEMI VOA INITIAL CALIBRATION DATA  
INTERNAL STANDARD RESPONSE AND CONCENTRATION

Lab Name: TestAmerica Savannah

Job No.: 680-89791-4

Analy Batch No.: 275673

SDG No.: 68089791-4

Instrument ID: SGZ

GC Column: CLP II

ID: 0.32 (mm)

Heated Purge: (Y/N) N

Calibration Start Date: 05/04/2013 20:53

Calibration End Date: 05/04/2013 22:45

Calibration ID: 17686

Calibration Files:

LEVEL:	LAB SAMPLE ID:	LAB FILE ID:
Level 1	IC 680-275673/20	ze04025.d
Level 2	IC 680-275673/19	ze04024.d
Level 3	IC 680-275673/18	ze04023.d
Level 4	ICIS 680-275673/17	ze04022.d
Level 5	IC 680-275673/16	ze04021.d
Level 6	IC 680-275673/15	ze04020.d

ANALYTE	IS REF	CURVE TYPE	RESPONSE					CONCENTRATION (UG/ML)				
			LVL 1 LVL 6	LVL 2	LVL 3	LVL 4	LVL 5	LVL 1 LVL 6	LVL 2	LVL 3	LVL 4	LVL 5
alpha-BHC	BNB	Ave	3592618 152287999	7356889	19262813	40686857	71544310	0.00250 0.0800	0.00500	0.0100	0.0200	0.0400
gamma-BHC (Lindane)	BNB	Ave	3429329 136638552	6920488	17715753	37051861	64520737	0.00250 0.0800	0.00500	0.0100	0.0200	0.0400
beta-BHC	BNB	Ave	1720192 53904622	3281342	7835406	15417937	26009697	0.00250 0.0800	0.00500	0.0100	0.0200	0.0400
delta-BHC	BNB	Ave	3417582 135673709	6735547	17637102	36849571	63878020	0.00250 0.0800	0.00500	0.0100	0.0200	0.0400
Heptachlor	BNB	Ave	3703177 137616843	7255796	18449917	38161491	65695219	0.00250 0.0800	0.00500	0.0100	0.0200	0.0400
Aldrin	BNB	Ave	3268836 130231711	6541252	16926073	35407539	61563179	0.00250 0.0800	0.00500	0.0100	0.0200	0.0400
Heptachlor epoxide	BNB	Ave	3346181 119773789	6539385	16453194	33650578	57590302	0.00250 0.0800	0.00500	0.0100	0.0200	0.0400
gamma-Chlordane	BNB	Ave	3549250 124893580	6753034	16876827	34572447	59405058	0.00250 0.0800	0.00500	0.0100	0.0200	0.0400
alpha-Chlordane	BNB	Ave	3435641 120394314	6597935	16476273	33580444	57444823	0.00250 0.0800	0.00500	0.0100	0.0200	0.0400
Endosulfan I	BNB	Ave	3140246 112912195	6082693	15438948	31490372	54040949	0.00250 0.0800	0.00500	0.0100	0.0200	0.0400
4,4'-DDE	BNB	Ave	3156941 120721472	6161543	15884124	32885905	57035415	0.00250 0.0800	0.00500	0.0100	0.0200	0.0400
Dieldrin	BNB	Ave	3100745 121693486	6202373	16006090	33284228	57800035	0.00250 0.0800	0.00500	0.0100	0.0200	0.0400
Endrin	BNB	Ave	2751385 98774425	5293671	13378127	27326622	46610494	0.00250 0.0800	0.00500	0.0100	0.0200	0.0400
4,4'-DDD	BNB	Ave	2653579 100477215	5245355	13397821	27436262	47369796	0.00250 0.0800	0.00500	0.0100	0.0200	0.0400
Endosulfan II	BNB	Ave	3046676 107306474	5927709	14845580	29949347	51577042	0.00250 0.0800	0.00500	0.0100	0.0200	0.0400
4,4'-DDT	BNB	Ave	2556625 103297462	5101047	13233172	27439437	47193425	0.00250 0.0800	0.00500	0.0100	0.0200	0.0400

FORM VI  
GC SEMI VOA INITIAL CALIBRATION DATA  
INTERNAL STANDARD RESPONSE AND CONCENTRATION

Lab Name: TestAmerica Savannah Job No.: 680-89791-4 Analy Batch No.: 275673

SDG No.: 68089791-4

Instrument ID: SGZ GC Column: CLP II ID: 0.32 (mm) Heated Purge: (Y/N) N

Calibration Start Date: 05/04/2013 20:53 Calibration End Date: 05/04/2013 22:45 Calibration ID: 17686

ANALYTE	IS REF	CURVE TYPE	RESPONSE					CONCENTRATION (UG/ML)				
			LVL 1 LVL 6	LVL 2	LVL 3	LVL 4	LVL 5	LVL 1 LVL 6	LVL 2	LVL 3	LVL 4	LVL 5
Endrin aldehyde	BNB	Ave	2506643 85346612	4887443	11993248	23667435	41121384	0.00250 0.0800	0.00500	0.0100	0.0200	0.0400
Endosulfan sulfate	BNB	Ave	2833077 97149036	5491595	13532116	27113058	46087917	0.00250 0.0800	0.00500	0.0100	0.0200	0.0400
Methoxychlor	BNB	Ave	1806152 52676063	3421675	8085506	15305824	25146524	0.00250 0.0800	0.00500	0.0100	0.0200	0.0400
Endrin ketone	BNB	Ave	3547125 120649316	6931019	17194252	34382317	58093505	0.00250 0.0800	0.00500	0.0100	0.0200	0.0400
Tetrachloro-m-xylene	BNB	Ave	4545121 159788164	8932021	22220907	45180861	77585370	0.00400 0.128	0.00800	0.0160	0.0320	0.0640
DCB Decachlorobiphenyl	BNB	Ave	5286255 159971690	10189115	23106325	45841685	75128514	0.00400 0.128	0.00800	0.0160	0.0320	0.0640

Curve Type Legend:

Ave = Average ISTD

TESTAMERICA SAVANNAH

8081/8082 PESTICIDE/PCB

Data file : /chem/SG/SGZECD2.i/1Z050413.b/ze04020.d  
 Lab Smp Id: IC-2981117;PEST6  
 Inj Date : 04-MAY-2013 20:53  
 Operator : Inst ID: SGZECD2.i  
 Smp Info : IC-2981117;PEST6~1Z050413  
 Misc Info :  
 Comment :  
 Method : /chem/SG/SGZECD2.i/1Z050413.b/z3-808182-e2.m  
 Meth Date : 06-May-2013 12:35 meinckeg Quant Type: ISTD  
 Cal Date : 05-MAY-2013 04:42 Cal File: ze04041.d  
 Als bottle: 20 Calibration Sample, Level: 6  
 Dil Factor: 1.00000  
 Integrator: Falcon Compound Sublist: SGPEST.sub  
 Target Version: 3.50 Sample Matrix: None  
 Processing Host: savchem3

		AMOUNTS					
RT	EXP RT (REL RT)	CAL-AMT	ON-COL	TARGET	RANGE	RATIO	
==	=====	=====	=====	=====	=====	=====	
* 1	Bromonitrobenzene			CAS #:			
4.659	4.659 (1.000)	94817431	94817431	0.08000	0.0800	80.00- 120.00	100.00
-----							
\$ 2	Tetrachloro-m-xylene			CAS #: 877-09-8			
6.217	6.217 (1.334)	159788164	159788164	0.12800	0.132	80.00- 120.00	100.00(A)
-----							
5	alpha-BHC			CAS #: 319-84-6			
7.304	7.304 (1.568)	152287999	152287999	0.08000	0.0900	80.00- 120.00	100.00(A)
-----							
6	gamma-BHC (Lindane)			CAS #: 58-89-9			
7.924	7.924 (1.701)	136638552	136638552	0.08000	0.0879	80.00- 120.00	100.00(A)
-----							
7	beta-BHC			CAS #: 319-85-7			
8.075	8.075 (1.733)	53904622	53904622	0.08000	0.0795	80.00- 120.00	100.00(M)
-----							
8	delta-BHC			CAS #: 319-86-8			
8.572	8.572 (1.840)	135673709	135673709	0.08000	0.0881	80.00- 120.00	100.00(A)
-----							
9	Heptachlor			CAS #: 76-44-8			
8.672	8.672 (1.861)	137616843	137616843	0.08000	0.0854	80.00- 120.00	100.00(A)
-----							
10	Aldrin			CAS #: 309-00-2			
9.209	9.209 (1.977)	130231711	130231711	0.08000	0.0879	80.00- 120.00	100.00(A)
-----							
13	Heptachlor epoxide			CAS #: 1024-57-3			
10.149	10.149 (2.178)	119773789	119773789	0.08000	0.0838	80.00- 120.00	100.00(A)
-----							



AMOUNTS							
RT	EXP RT (REL RT)	RESPONSE	CAL-AMT (ug/mL)	ON-COL (ug/mL)	TARGET RANGE	RATIO	
==	=====	=====	=====	=====	=====	=====	
14	gamma-Chlordane				CAS #: 5103-74-2		
10.455	10.455 (2.244)	124893580	124893580	0.08000	0.0843 80.00- 120.00	100.00(A)	
-----							
15	alpha-Chlordane				CAS #: 5103-71-9		
10.690	10.690 (2.295)	120394314	120394314	0.08000	0.0837 80.00- 120.00	100.00(A)	
-----							
16	4,4'-DDE				CAS #: 72-55-9		
10.974	10.974 (2.356)	120721472	120721472	0.08000	0.0869 80.00- 120.00	100.00(A)	
-----							
17	Endosulfan I				CAS #: 959-98-8		
10.775	10.775 (2.313)	112912195	112912195	0.08000	0.0843 80.00- 120.00	100.00(A)	
-----							
19	Dieldrin				CAS #: 60-57-1		
11.214	11.214 (2.407)	121693486	121693486	0.08000	0.0872 80.00- 120.00	100.00(A)	
-----							
21	Endrin				CAS #: 72-20-8		
11.692	11.692 (2.510)	98774425	98774425	0.08000	0.0848 80.00- 120.00	100.00(A)	
-----							
22	4,4'-DDD				CAS #: 72-54-8		
11.885	11.885 (2.551)	100477215	100477215	0.08000	0.0863 80.00- 120.00	100.00(A)	
-----							
25	Endosulfan II				CAS #: 33213-65-9		
12.027	12.027 (2.582)	107306474	107306474	0.08000	0.0834 80.00- 120.00	100.00(A)	
-----							
26	4,4'-DDT				CAS #: 50-29-3		
12.377	12.377 (2.657)	103297462	103297462	0.08000	0.0894 80.00- 120.00	100.00(A)	
-----							
27	Endrin aldehyde				CAS #: 7421-93-4		
12.557	12.557 (2.695)	85346612	85346612	0.08000	0.0823 80.00- 120.00	100.00(A)	
-----							
28	Methoxychlor				CAS #: 72-43-5		
13.455	13.455 (2.888)	52676063	52676063	0.08000	0.0768 80.00- 120.00	100.00	
-----							
30	Endosulfan sulfate				CAS #: 1031-07-8		
12.992	12.992 (2.789)	97149036	97149036	0.08000	0.0829 80.00- 120.00	100.00(A)	
-----							
31	Endrin ketone				CAS #: 53494-70-5		
13.824	13.824 (2.967)	120649316	120649316	0.08000	0.0817 80.00- 120.00	100.00(A)	
-----							
\$ 32	DCB Decachlorobiphenyl				CAS #: 2051-24-3		
15.745	15.745 (3.380)	159971690	159971690	0.12800	0.126 80.00- 120.00	100.00	
-----							

QC Flag Legend

- A - Target compound detected but, quantitated amount exceeded maximum amount.
- M - Compound response manually integrated.

Data File: ze04020.d

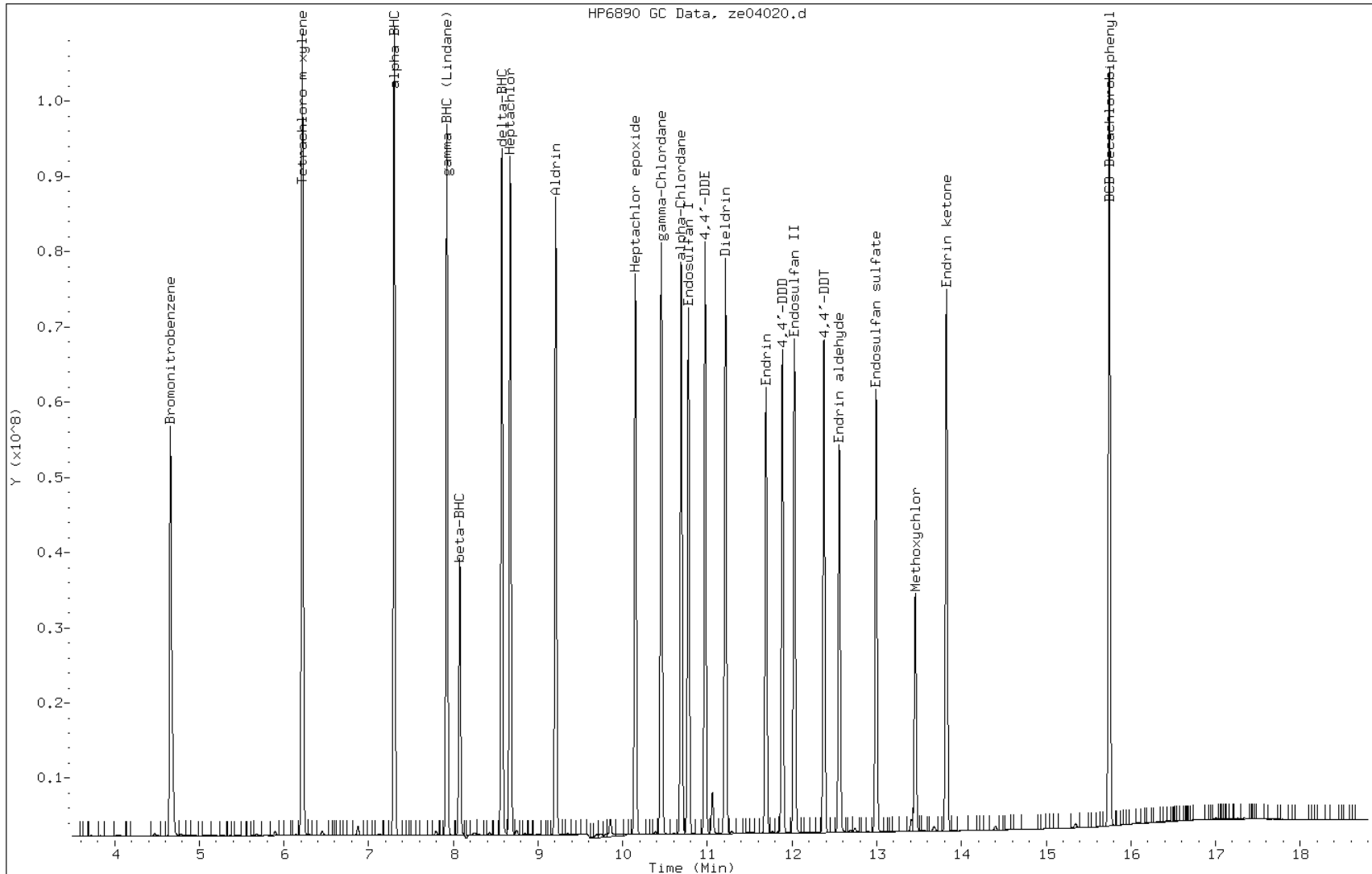
Date: 04-MAY-2013 20:53

Client ID:

Instrument: SGZECD2.i

Sample Info: IC-2981117;PEST6~1Z050413

Operator:



Manual Integration Report

Data File: ze04020.d  
Inj. Date and Time: 04-MAY-2013 20:53  
Instrument ID: SGZECD2.i  
Client ID:  
Compound: 7 beta-BHC  
CAS #: 319-85-7  
Report Date: 05/06/2013

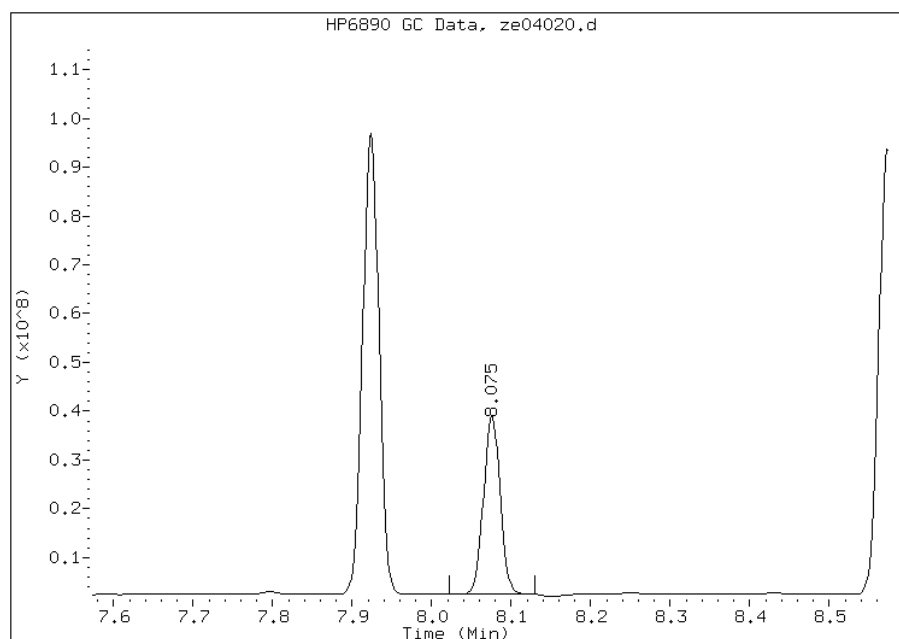
Processing Integration Results

Not Detected

Expected RT: 8.08

Manual Integration Results

RT: 8.08  
Response: 53904622  
Amount: 0.08  
Conc: 0.08



Manually Integrated By: kellarj  
Manual Integration Reason: Baseline Event

TESTAMERICA SAVANNAH

8081/8082 PESTICIDE/PCB

Data file : /chem/SG/SGZECD2.i/1Z050413.b/ze04021.d  
Lab Smp Id: IC-2981118;PEST5  
Inj Date : 04-MAY-2013 21:15  
Operator : Inst ID: SGZECD2.i  
Smp Info : IC-2981118;PEST5~1Z050413  
Misc Info :  
Comment :  
Method : /chem/SG/SGZECD2.i/1Z050413.b/z3-808182-e2.m  
Meth Date : 06-May-2013 12:35 meinckeg Quant Type: ISTD  
Cal Date : 05-MAY-2013 05:04 Cal File: ze04042.d  
Als bottle: 21 Calibration Sample, Level: 5  
Dil Factor: 1.00000  
Integrator: Falcon Compound Sublist: SGPEST.sub  
Target Version: 3.50 Sample Matrix: None  
Processing Host: savchem3

AMOUNTS						
RT	EXP RT (REL RT)	CAL-AMT	ON-COL	TARGET RANGE	RATIO	
==	=====	RESPONSE (ug/mL)	(ug/mL)	=====	=====	
* 1	Bromonitrobenzene		CAS #:			
4.661	4.661 (1.000)	92987787	92987787 0.08000	0.0800 80.00- 120.00	100.00	
-----						
\$ 2	Tetrachloro-m-xylene		CAS #: 877-09-8			
6.216	6.216 (1.334)	77585370	77585370 0.06400	0.0656 80.00- 120.00	100.00	
-----						
5	alpha-BHC		CAS #: 319-84-6			
7.302	7.302 (1.567)	71544310	71544310 0.04000	0.0431 80.00- 120.00	100.00	
-----						
6	gamma-BHC (Lindane)		CAS #: 58-89-9			
7.922	7.922 (1.700)	64520737	64520737 0.04000	0.0423 80.00- 120.00	100.00	
-----						
7	beta-BHC		CAS #: 319-85-7			
8.076	8.076 (1.733)	26009697	26009697 0.04000	0.0391 80.00- 120.00	100.00(M)	
-----						
8	delta-BHC		CAS #: 319-86-8			
8.572	8.572 (1.839)	63878020	63878020 0.04000	0.0423 80.00- 120.00	100.00	
-----						
9	Heptachlor		CAS #: 76-44-8			
8.671	8.671 (1.860)	65695219	65695219 0.04000	0.0416 80.00- 120.00	100.00	
-----						
10	Aldrin		CAS #: 309-00-2			
9.209	9.209 (1.976)	61563179	61563179 0.04000	0.0424 80.00- 120.00	100.00	
-----						
13	Heptachlor epoxide		CAS #: 1024-57-3			
10.149	10.149 (2.178)	57590302	57590302 0.04000	0.0411 80.00- 120.00	100.00	
-----						

AMOUNTS							
RT	EXP RT (REL RT)	RESPONSE	CAL-AMT (ug/mL)	ON-COL (ug/mL)	TARGET RANGE	RATIO	
==	=====	=====	=====	=====	=====	=====	
14	gamma-Chlordane				CAS #: 5103-74-2		
10.456	10.456 (2.243)	59405058	59405058	0.04000	0.0409 80.00- 120.00	100.00	
-----							
15	alpha-Chlordane				CAS #: 5103-71-9		
10.691	10.691 (2.294)	57444823	57444823	0.04000	0.0407 80.00- 120.00	100.00	
-----							
16	4,4'-DDE				CAS #: 72-55-9		
10.972	10.972 (2.354)	57035415	57035415	0.04000	0.0419 80.00- 120.00	100.00	
-----							
17	Endosulfan I				CAS #: 959-98-8		
10.776	10.776 (2.312)	54040949	54040949	0.04000	0.0411 80.00- 120.00	100.00	
-----							
19	Dieldrin				CAS #: 60-57-1		
11.212	11.212 (2.406)	57800035	57800035	0.04000	0.0422 80.00- 120.00	100.00	
-----							
21	Endrin				CAS #: 72-20-8		
11.691	11.691 (2.508)	46610494	46610494	0.04000	0.0408 80.00- 120.00	100.00	
-----							
22	4,4'-DDD				CAS #: 72-54-8		
11.886	11.886 (2.550)	47369796	47369796	0.04000	0.0415 80.00- 120.00	100.00	
-----							
25	Endosulfan II				CAS #: 33213-65-9		
12.027	12.027 (2.581)	51577042	51577042	0.04000	0.0409 80.00- 120.00	100.00	
-----							
26	4,4'-DDT				CAS #: 50-29-3		
12.376	12.376 (2.655)	47193425	47193425	0.04000	0.0416 80.00- 120.00	100.00	
-----							
27	Endrin aldehyde				CAS #: 7421-93-4		
12.557	12.557 (2.694)	41121384	41121384	0.04000	0.0404 80.00- 120.00	100.00	
-----							
28	Methoxychlor				CAS #: 72-43-5		
13.454	13.454 (2.887)	25146524	25146524	0.04000	0.0374 80.00- 120.00	100.00	
-----							
30	Endosulfan sulfate				CAS #: 1031-07-8		
12.992	12.992 (2.788)	46087917	46087917	0.04000	0.0401 80.00- 120.00	100.00	
-----							
31	Endrin ketone				CAS #: 53494-70-5		
13.822	13.822 (2.966)	58093505	58093505	0.04000	0.0401 80.00- 120.00	100.00	
-----							
\$ 32	DCB Decachlorobiphenyl				CAS #: 2051-24-3		
15.746	15.746 (3.378)	75128514	75128514	0.06400	0.0604 80.00- 120.00	100.00	
-----							

QC Flag Legend

M - Compound response manually integrated.

Data File: ze04021.d

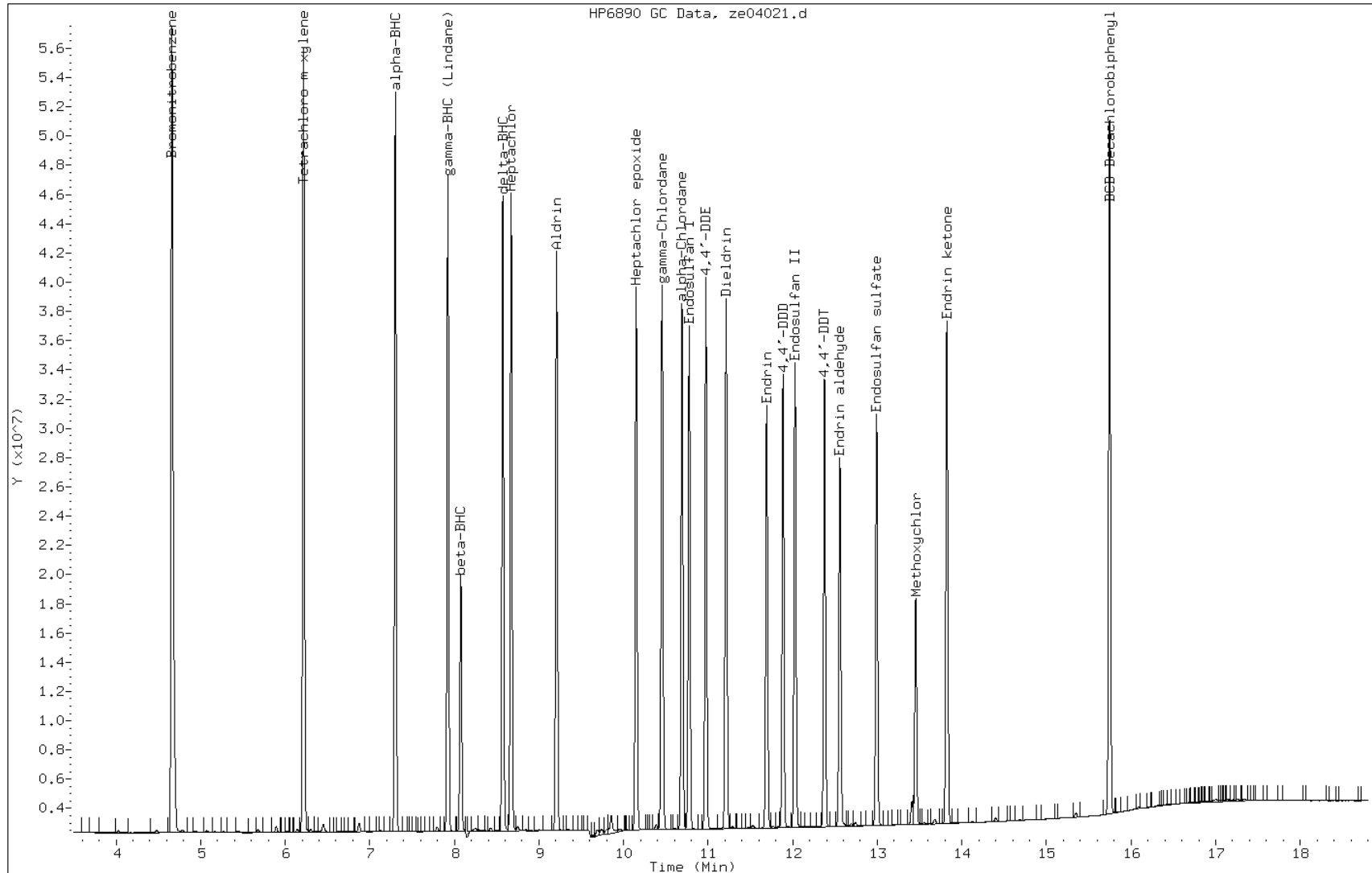
Date: 04-MAY-2013 21:15

Client ID:

Instrument: SGZECD2.i

Sample Info: IC-2981118;PEST5~1Z050413

Operator:





Manual Integration Report

Data File: ze04021.d  
Inj. Date and Time: 04-MAY-2013 21:15  
Instrument ID: SGZECD2.i  
Client ID:  
Compound: 7 beta-BHC  
CAS #: 319-85-7  
Report Date: 05/06/2013

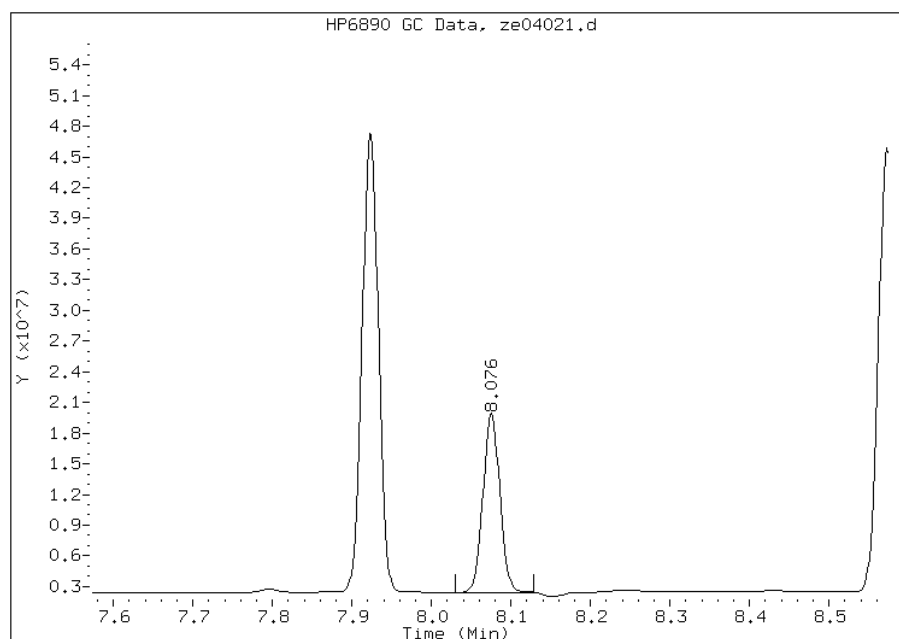
Processing Integration Results

Not Detected

Expected RT: 8.08

Manual Integration Results

RT: 8.08  
Response: 26009697  
Amount: 0.04  
Conc: 0.04



Manually Integrated By: kellarj  
Manual Integration Reason: Baseline Event

TESTAMERICA SAVANNAH

8081/8082 PESTICIDE/PCB

Data file : /chem/SG/SGZECD2.i/1Z050413.b/ze04022.d  
 Lab Smp Id: ICIS-2981119;PEST4  
 Inj Date : 04-MAY-2013 21:38  
 Operator : Inst ID: SGZECD2.i  
 Smp Info : ICIS-2981119;PEST4~1Z050413  
 Misc Info :  
 Comment :  
 Method : /chem/SG/SGZECD2.i/1Z050413.b/z3-808182-e2.m  
 Meth Date : 06-May-2013 12:42 meinckeg Quant Type: ISTD  
 Cal Date : 05-MAY-2013 05:27 Cal File: ze04043.d  
 Als bottle: 22 Calibration Sample, Level: 4  
 Dil Factor: 1.00000  
 Integrator: Falcon Compound Sublist: SGPEST.sub  
 Target Version: 3.50 Sample Matrix: None  
 Processing Host: savchem3

		AMOUNTS					
RT	EXP RT (REL RT)	CAL-AMT	ON-COL	TARGET	RANGE	RATIO	
==	=====	=====	=====	=====	=====	=====	
* 1	Bromonitrobenzene			CAS #:			
4.659	4.659 (1.000)	110210732	110210732	0.08000	0.0800	80.00- 120.00	100.00
-----							
\$ 2	Tetrachloro-m-xylene			CAS #: 877-09-8			
6.216	6.216 (1.334)	45180861	45180861	0.03200	0.0322	80.00- 120.00	100.00
-----							
5	alpha-BHC			CAS #: 319-84-6			
7.302	7.302 (1.567)	40686857	40686857	0.02000	0.0207	80.00- 120.00	100.00
-----							
6	gamma-BHC (Lindane)			CAS #: 58-89-9			
7.922	7.922 (1.700)	37051861	37051861	0.02000	0.0205	80.00- 120.00	100.00
-----							
7	beta-BHC			CAS #: 319-85-7			
8.076	8.076 (1.733)	15417937	15417937	0.02000	0.0196	80.00- 120.00	100.00(M)
-----							
8	delta-BHC			CAS #: 319-86-8			
8.572	8.572 (1.840)	36849571	36849571	0.02000	0.0206	80.00- 120.00	100.00
-----							
9	Heptachlor			CAS #: 76-44-8			
8.671	8.671 (1.861)	38161491	38161491	0.02000	0.0204	80.00- 120.00	100.00
-----							
10	Aldrin			CAS #: 309-00-2			
9.209	9.209 (1.977)	35407539	35407539	0.02000	0.0206	80.00- 120.00	100.00
-----							
13	Heptachlor epoxide			CAS #: 1024-57-3			
10.149	10.149 (2.178)	33650578	33650578	0.02000	0.0203	80.00- 120.00	100.00
-----							

AMOUNTS							
RT	EXP RT (REL RT)	RESPONSE	CAL-AMT (ug/mL)	ON-COL (ug/mL)	TARGET RANGE	RATIO	
==	=====	=====	=====	=====	=====	=====	
14	gamma-Chlordane				CAS #: 5103-74-2		
10.456	10.456 (2.244)	34572447	34572447	0.02000	0.0201 80.00- 120.00	100.00	
-----							
15	alpha-Chlordane				CAS #: 5103-71-9		
10.689	10.689 (2.294)	33580444	33580444	0.02000	0.0201 80.00- 120.00	100.00	
-----							
16	4,4'-DDE				CAS #: 72-55-9		
10.972	10.972 (2.355)	32885905	32885905	0.02000	0.0204 80.00- 120.00	100.00	
-----							
17	Endosulfan I				CAS #: 959-98-8		
10.776	10.776 (2.313)	31490372	31490372	0.02000	0.0202 80.00- 120.00	100.00	
-----							
19	Dieldrin				CAS #: 60-57-1		
11.212	11.212 (2.407)	33284228	33284228	0.02000	0.0205 80.00- 120.00	100.00	
-----							
21	Endrin				CAS #: 72-20-8		
11.691	11.691 (2.509)	27326622	27326622	0.02000	0.0202 80.00- 120.00	100.00	
-----							
22	4,4'-DDD				CAS #: 72-54-8		
11.886	11.886 (2.551)	27436262	27436262	0.02000	0.0203 80.00- 120.00	100.00	
-----							
25	Endosulfan II				CAS #: 33213-65-9		
12.026	12.026 (2.581)	29949347	29949347	0.02000	0.0200 80.00- 120.00	100.00	
-----							
26	4,4'-DDT				CAS #: 50-29-3		
12.376	12.376 (2.656)	27439437	27439437	0.02000	0.0204 80.00- 120.00	100.00	
-----							
27	Endrin aldehyde				CAS #: 7421-93-4		
12.557	12.557 (2.695)	23667435	23667435	0.02000	0.0196 80.00- 120.00	100.00	
-----							
28	Methoxychlor				CAS #: 72-43-5		
13.452	13.452 (2.887)	15305824	15305824	0.02000	0.0192 80.00- 120.00	100.00	
-----							
30	Endosulfan sulfate				CAS #: 1031-07-8		
12.991	12.991 (2.788)	27113058	27113058	0.02000	0.0199 80.00- 120.00	100.00	
-----							
31	Endrin ketone				CAS #: 53494-70-5		
13.822	13.822 (2.967)	34382317	34382317	0.02000	0.0200 80.00- 120.00	100.00	
-----							
\$ 32	DCB Decachlorobiphenyl				CAS #: 2051-24-3		
15.744	15.744 (3.379)	45841685	45841685	0.03200	0.0311 80.00- 120.00	100.00	
-----							

QC Flag Legend

M - Compound response manually integrated.

Data File: ze04022.d

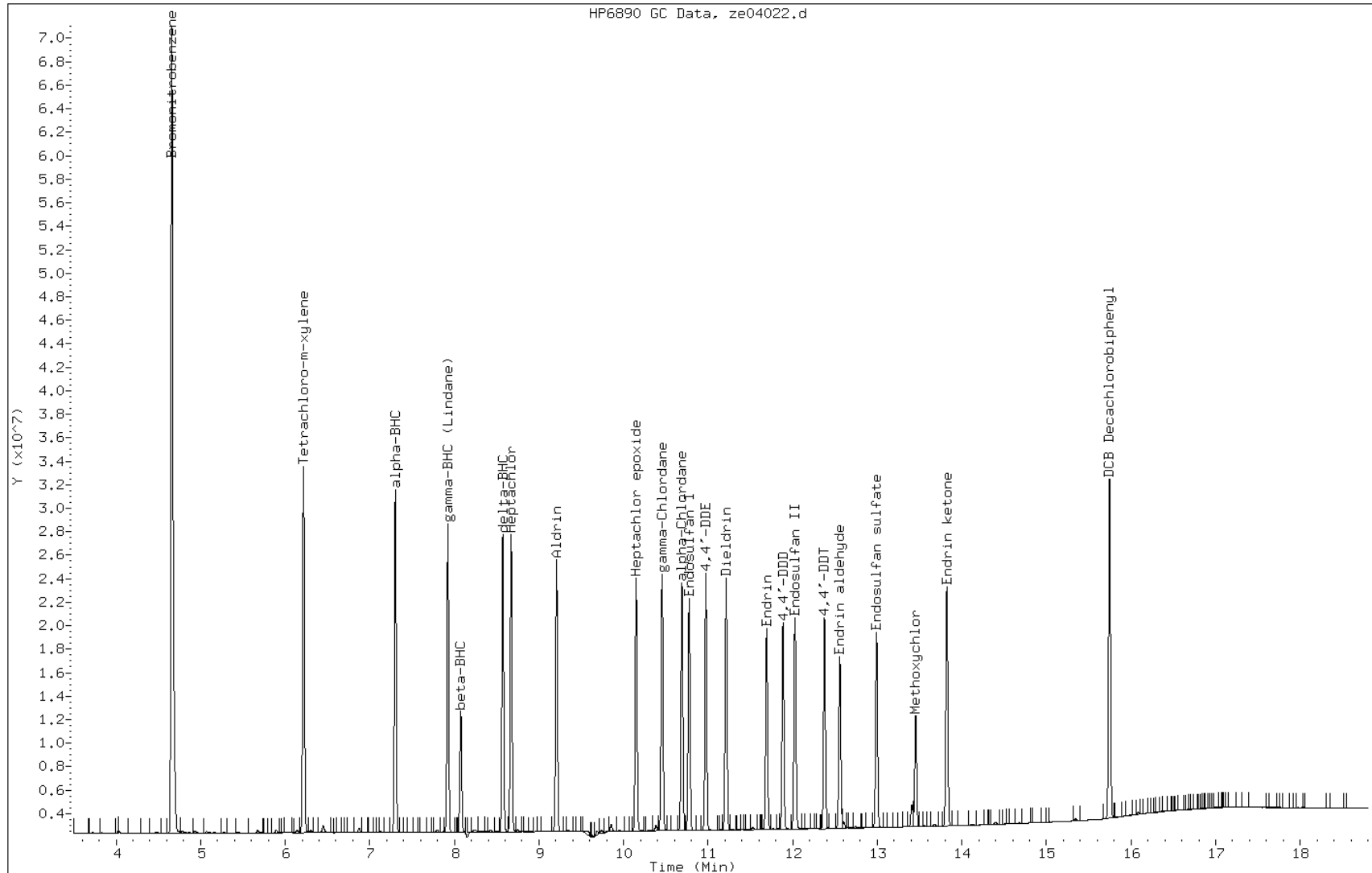
Date: 04-MAY-2013 21:38

Client ID:

Instrument: SGZECD2.i

Sample Info: ICIS-2981119;PEST4~1Z050413

Operator:



Manual Integration Report

Data File: ze04022.d  
Inj. Date and Time: 04-MAY-2013 21:38  
Instrument ID: SGZECD2.i  
Client ID:  
Compound: 7 beta-BHC  
CAS #: 319-85-7  
Report Date: 05/06/2013

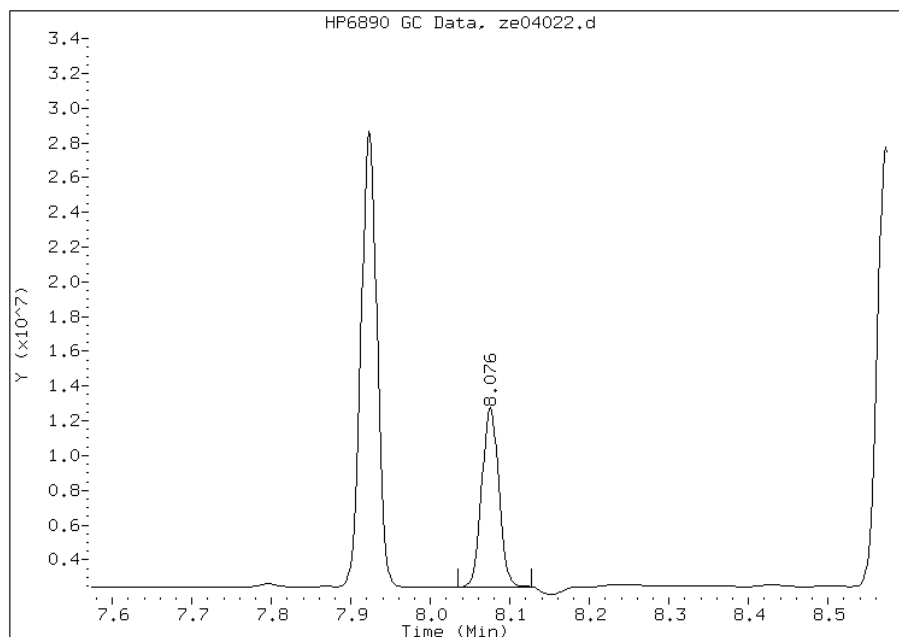
Processing Integration Results

Not Detected

Expected RT: 8.08

Manual Integration Results

RT: 8.08  
Response: 15417937  
Amount: 0.02  
Conc: 0.02



Manually Integrated By: kellarj  
Manual Integration Reason: Baseline Event

TESTAMERICA SAVANNAH

8081/8082 PESTICIDE/PCB

Data file : /chem/SG/SGZECD2.i/1Z050413.b/ze04023.d  
Lab Smp Id: IC-3068611;PEST3  
Inj Date : 04-MAY-2013 22:00  
Operator : Inst ID: SGZECD2.i  
Smp Info : IC-3068611;PEST3~1Z050413  
Misc Info :  
Comment :  
Method : /chem/SG/SGZECD2.i/1Z050413.b/z3-808182-e2.m  
Meth Date : 06-May-2013 12:35 meinckeg Quant Type: ISTD  
Cal Date : 05-MAY-2013 05:49 Cal File: ze04044.d  
Als bottle: 23 Calibration Sample, Level: 3  
Dil Factor: 1.00000  
Integrator: Falcon Compound Sublist: SGPEST.sub  
Target Version: 3.50 Sample Matrix: None  
Processing Host: savchem3

		AMOUNTS					
RT	EXP RT (REL RT)	CAL-AMT	ON-COL	TARGET RANGE	RATIO		
==	=====	RESPONSE (ug/mL)	(ug/mL)	=====	=====		
* 1	Bromonitrobenzene			CAS #:			
4.660	4.660 (1.000)	109514182	109514182	0.08000	0.0800	80.00- 120.00	100.00
-----							
\$ 2	Tetrachloro-m-xylene			CAS #: 877-09-8			
6.217	6.217 (1.334)	22220907	22220907	0.01600	0.0160	80.00- 120.00	100.00
-----							
5	alpha-BHC			CAS #: 319-84-6			
7.304	7.304 (1.567)	19262813	19262813	0.01000	0.00986	80.00- 120.00	100.00
-----							
6	gamma-BHC (Lindane)			CAS #: 58-89-9			
7.924	7.924 (1.700)	17715753	17715753	0.01000	0.00986	80.00- 120.00	100.00
-----							
7	beta-BHC			CAS #: 319-85-7			
8.075	8.075 (1.733)	7835406	7835406	0.01000	0.0100	80.00- 120.00	100.00(M)
-----							
8	delta-BHC			CAS #: 319-86-8			
8.574	8.574 (1.840)	17637102	17637102	0.01000	0.00991	80.00- 120.00	100.00
-----							
9	Heptachlor			CAS #: 76-44-8			
8.672	8.672 (1.861)	18449917	18449917	0.01000	0.00992	80.00- 120.00	100.00
-----							
10	Aldrin			CAS #: 309-00-2			
9.209	9.209 (1.976)	16926073	16926073	0.01000	0.00989	80.00- 120.00	100.00
-----							
13	Heptachlor epoxide			CAS #: 1024-57-3			
10.150	10.150 (2.178)	16453194	16453194	0.01000	0.00997	80.00- 120.00	100.00
-----							

AMOUNTS							
RT	EXP RT (REL RT)	RESPONSE	CAL-AMT (ug/mL)	ON-COL (ug/mL)	TARGET RANGE	RATIO	
==	=====	=====	=====	=====	=====	=====	
14	gamma-Chlordane				CAS #: 5103-74-2		
10.457	10.457 (2.244)	16876827	16876827	0.01000	0.00986 80.00- 120.00	100.00	
-----							
15	alpha-Chlordane				CAS #: 5103-71-9		
10.692	10.692 (2.294)	16476273	16476273	0.01000	0.00992 80.00- 120.00	100.00	
-----							
16	4,4'-DDE				CAS #: 72-55-9		
10.974	10.974 (2.355)	15884124	15884124	0.01000	0.00990 80.00- 120.00	100.00	
-----							
17	Endosulfan I				CAS #: 959-98-8		
10.777	10.777 (2.312)	15438948	15438948	0.01000	0.00998 80.00- 120.00	100.00	
-----							
19	Dieldrin				CAS #: 60-57-1		
11.214	11.214 (2.406)	16006090	16006090	0.01000	0.00992 80.00- 120.00	100.00	
-----							
21	Endrin				CAS #: 72-20-8		
11.692	11.692 (2.509)	13378127	13378127	0.01000	0.00994 80.00- 120.00	100.00	
-----							
22	4,4'-DDD				CAS #: 72-54-8		
11.885	11.885 (2.550)	13397821	13397821	0.01000	0.00996 80.00- 120.00	100.00	
-----							
25	Endosulfan II				CAS #: 33213-65-9		
12.027	12.027 (2.581)	14845580	14845580	0.01000	0.01000 80.00- 120.00	100.00	
-----							
26	4,4'-DDT				CAS #: 50-29-3		
12.377	12.377 (2.656)	13233172	13233172	0.01000	0.00992 80.00- 120.00	100.00	
-----							
27	Endrin aldehyde				CAS #: 7421-93-4		
12.559	12.559 (2.695)	11993248	11993248	0.01000	0.01000 80.00- 120.00	100.00	
-----							
28	Methoxychlor				CAS #: 72-43-5		
13.455	13.455 (2.887)	8085506	8085506	0.01000	0.0102 80.00- 120.00	100.00	
-----							
30	Endosulfan sulfate				CAS #: 1031-07-8		
12.992	12.992 (2.788)	13532116	13532116	0.01000	0.00999 80.00- 120.00	100.00	
-----							
31	Endrin ketone				CAS #: 53494-70-5		
13.824	13.824 (2.966)	17194252	17194252	0.01000	0.0101 80.00- 120.00	100.00	
-----							
\$ 32	DCB Decachlorobiphenyl				CAS #: 2051-24-3		
15.745	15.745 (3.379)	23106325	23106325	0.01600	0.0158 80.00- 120.00	100.00	
-----							



QC Flag Legend

M - Compound response manually integrated.

Data File: ze04023.d

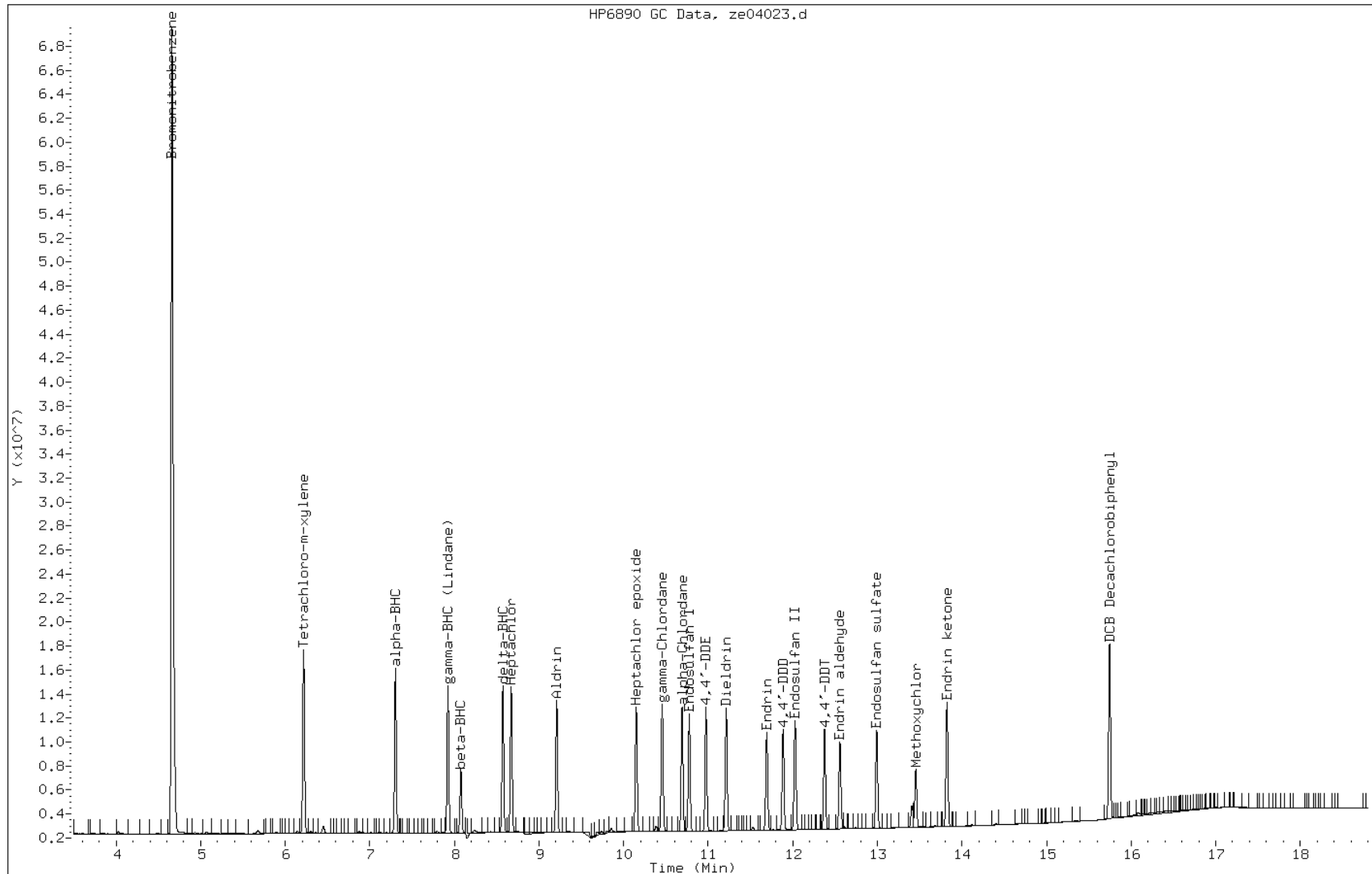
Date: 04-MAY-2013 22:00

Client ID:

Instrument: SGZECD2.i

Sample Info: IC-3068611;PEST3~1Z050413

Operator:



Manual Integration Report

Data File: ze04023.d  
Inj. Date and Time: 04-MAY-2013 22:00  
Instrument ID: SGZECD2.i  
Client ID:  
Compound: 7 beta-BHC  
CAS #: 319-85-7  
Report Date: 05/06/2013

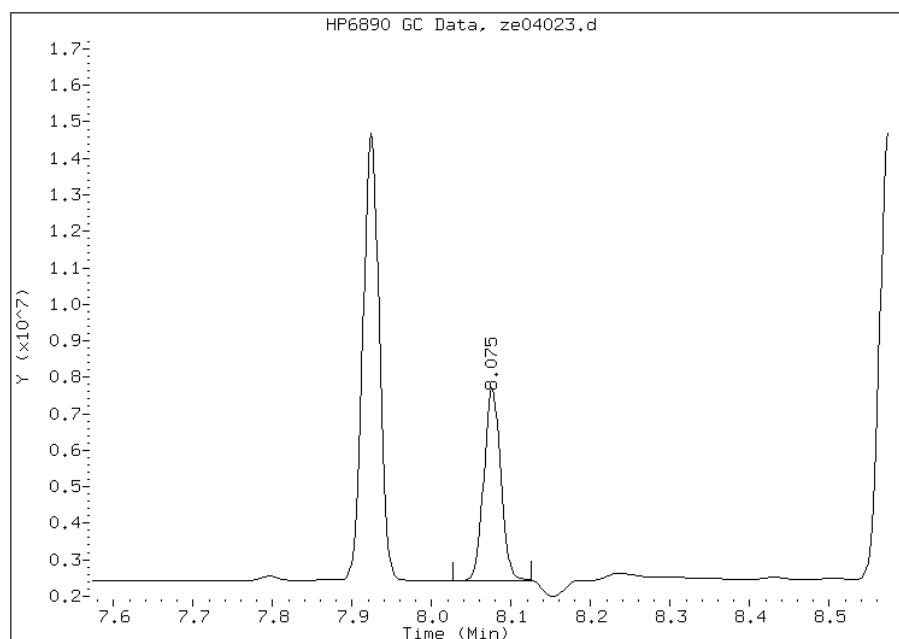
Processing Integration Results

Not Detected

Expected RT: 8.08

Manual Integration Results

RT: 8.08  
Response: 7835406  
Amount: 0.01  
Conc: 0.01



Manually Integrated By: kellarj  
Manual Integration Reason: Baseline Event

TESTAMERICA SAVANNAH

8081/8082 PESTICIDE/PCB

Data file : /chem/SG/SGZECD2.i/1Z050413.b/ze04024.d  
Lab Smp Id: IC-2981122;PEST2  
Inj Date : 04-MAY-2013 22:22  
Operator : Inst ID: SGZECD2.i  
Smp Info : IC-2981122;PEST2~1Z050413  
Misc Info :  
Comment :  
Method : /chem/SG/SGZECD2.i/1Z050413.b/z3-808182-e2.m  
Meth Date : 06-May-2013 12:35 meinckeg Quant Type: ISTD  
Cal Date : 05-MAY-2013 06:11 Cal File: ze04045.d  
Als bottle: 24 Calibration Sample, Level: 2  
Dil Factor: 1.00000  
Integrator: Falcon Compound Sublist: SGPEST.sub  
Target Version: 3.50 Sample Matrix: None  
Processing Host: savchem3

		AMOUNTS					
RT	EXP RT (REL RT)	CAL-AMT	ON-COL	TARGET	RANGE	RATIO	
==	=====	=====	=====	=====	=====	=====	
* 1	Bromonitrobenzene			CAS #:			
4.659	4.659 (1.000)	91123683	91123683	0.08000	0.0800	80.00- 120.00	100.00
-----							
\$ 2	Tetrachloro-m-xylene			CAS #: 877-09-8			
6.217	6.217 (1.334)	8932021	8932021	0.00800	0.00771	80.00- 120.00	100.00
-----							
5	alpha-BHC			CAS #: 319-84-6			
7.302	7.302 (1.567)	7356889	7356889	0.00500	0.00452	80.00- 120.00	100.00
-----							
6	gamma-BHC (Lindane)			CAS #: 58-89-9			
7.922	7.922 (1.700)	6920488	6920488	0.00500	0.00463	80.00- 120.00	100.00
-----							
7	beta-BHC			CAS #: 319-85-7			
8.076	8.076 (1.733)	3281342	3281342	0.00500	0.00504	80.00- 120.00	100.00(M)
-----							
8	delta-BHC			CAS #: 319-86-8			
8.572	8.572 (1.840)	6735547	6735547	0.00500	0.00455	80.00- 120.00	100.00
-----							
9	Heptachlor			CAS #: 76-44-8			
8.672	8.672 (1.861)	7255796	7255796	0.00500	0.00469	80.00- 120.00	100.00
-----							
10	Aldrin			CAS #: 309-00-2			
9.209	9.209 (1.977)	6541252	6541252	0.00500	0.00459	80.00- 120.00	100.00
-----							
13	Heptachlor epoxide			CAS #: 1024-57-3			
10.149	10.149 (2.178)	6539385	6539385	0.00500	0.00476	80.00- 120.00	100.00
-----							

AMOUNTS							
RT	EXP RT (REL RT)	RESPONSE	CAL-AMT (ug/mL)	ON-COL (ug/mL)	TARGET RANGE	RATIO	
==	=====	=====	=====	=====	=====	=====	
14	gamma-Chlordane				CAS #: 5103-74-2		
10.456	10.456 (2.244)	6753034	6753034	0.00500	0.00474	80.00-	120.00
-----							
15	alpha-Chlordane				CAS #: 5103-71-9		
10.691	10.691 (2.295)	6597935	6597935	0.00500	0.00478	80.00-	120.00
-----							
16	4,4'-DDE				CAS #: 72-55-9		
10.972	10.972 (2.355)	6161543	6161543	0.00500	0.00462	80.00-	120.00
-----							
17	Endosulfan I				CAS #: 959-98-8		
10.776	10.776 (2.313)	6082693	6082693	0.00500	0.00472	80.00-	120.00
-----							
19	Dieldrin				CAS #: 60-57-1		
11.212	11.212 (2.407)	6202373	6202373	0.00500	0.00462	80.00-	120.00
-----							
21	Endrin				CAS #: 72-20-8		
11.691	11.691 (2.509)	5293671	5293671	0.00500	0.00473	80.00-	120.00
-----							
22	4,4'-DDD				CAS #: 72-54-8		
11.884	11.884 (2.551)	5245355	5245355	0.00500	0.00469	80.00-	120.00
-----							
25	Endosulfan II				CAS #: 33213-65-9		
12.027	12.027 (2.582)	5927709	5927709	0.00500	0.00480	80.00-	120.00
-----							
26	4,4'-DDT				CAS #: 50-29-3		
12.376	12.376 (2.656)	5101047	5101047	0.00500	0.00459	80.00-	120.00
-----							
27	Endrin aldehyde				CAS #: 7421-93-4		
12.557	12.557 (2.695)	4887443	4887443	0.00500	0.00491	80.00-	120.00
-----							
28	Methoxychlor				CAS #: 72-43-5		
13.454	13.454 (2.888)	3421675	3421675	0.00500	0.00519	80.00-	120.00
-----							
30	Endosulfan sulfate				CAS #: 1031-07-8		
12.991	12.991 (2.788)	5491595	5491595	0.00500	0.00487	80.00-	120.00
-----							
31	Endrin ketone				CAS #: 53494-70-5		
13.822	13.822 (2.967)	6931019	6931019	0.00500	0.00488	80.00-	120.00
-----							
\$ 32	DCB Decachlorobiphenyl				CAS #: 2051-24-3		
15.744	15.744 (3.379)	10189115	10189115	0.00800	0.00836	80.00-	120.00
-----							

QC Flag Legend

M - Compound response manually integrated.

Data File: ze04024.d

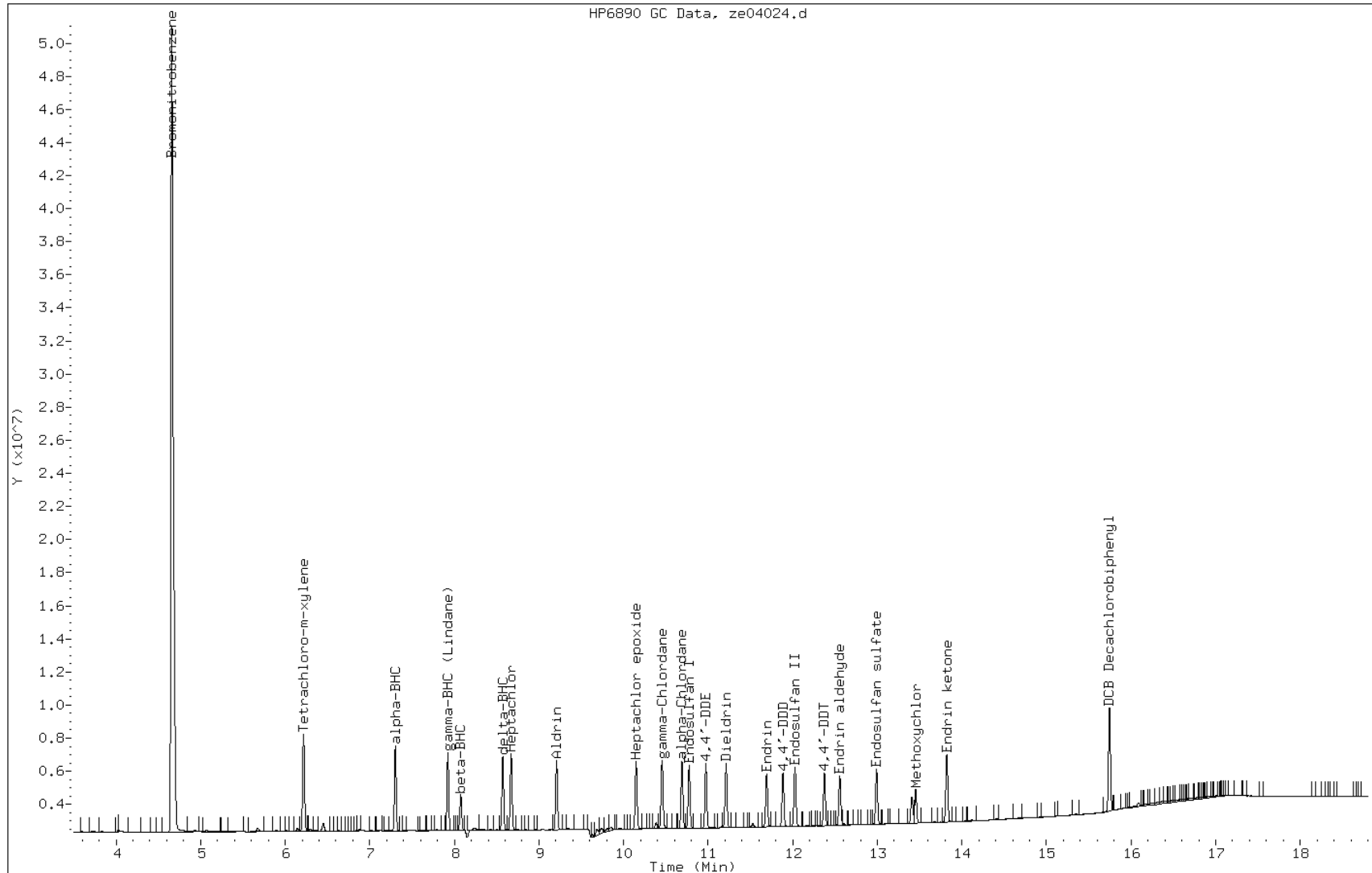
Date: 04-MAY-2013 22:22

Client ID:

Instrument: SGZECD2.i

Sample Info: IC-2981122;PEST2~1Z050413

Operator:



Manual Integration Report

Data File: ze04024.d  
Inj. Date and Time: 04-MAY-2013 22:22  
Instrument ID: SGZECD2.i  
Client ID:  
Compound: 7 beta-BHC  
CAS #: 319-85-7  
Report Date: 05/06/2013

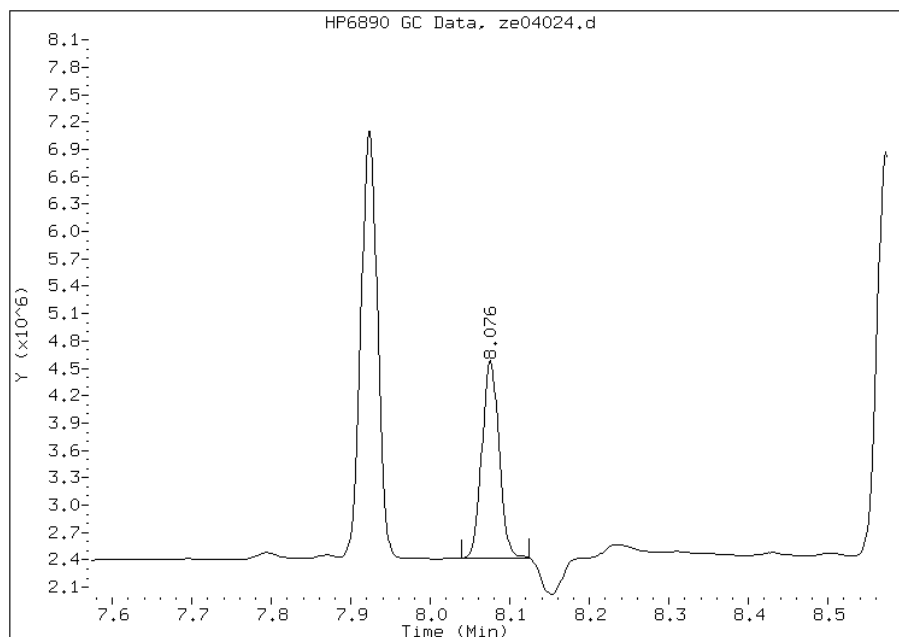
Processing Integration Results

Not Detected

Expected RT: 8.08

Manual Integration Results

RT: 8.08  
Response: 3281342  
Amount: 0.01  
Conc: 0.01



Manually Integrated By: kellarj  
Manual Integration Reason: Baseline Event



TESTAMERICA SAVANNAH

8081/8082 PESTICIDE/PCB

Data file : /chem/SG/SGZECD2.i/1Z050413.b/ze04025.d  
 Lab Smp Id: IC-2981123;PEST1  
 Inj Date : 04-MAY-2013 22:45  
 Operator : Inst ID: SGZECD2.i  
 Smp Info : IC-2981123;PEST1~1Z050413  
 Misc Info :  
 Comment :  
 Method : /chem/SG/SGZECD2.i/1Z050413.b/z3-808182-e2.m  
 Meth Date : 06-May-2013 12:35 meinckeg Quant Type: ISTD  
 Cal Date : 05-MAY-2013 06:34 Cal File: ze04046.d  
 Als bottle: 25 Calibration Sample, Level: 1  
 Dil Factor: 1.00000  
 Integrator: Falcon Compound Sublist: SGPEST.sub  
 Target Version: 3.50 Sample Matrix: None  
 Processing Host: savchem3

AMOUNTS						
RT	EXP RT (REL RT)	CAL-AMT	ON-COL	TARGET RANGE	RATIO	
==	=====	RESPONSE (ug/mL)	(ug/mL)	=====	=====	
* 1	Bromonitrobenzene		CAS #:			
4.660	4.660 (1.000)	92266381	92266381	0.08000 0.0800	80.00- 120.00	100.00
-----						
\$ 2	Tetrachloro-m-xylene		CAS #: 877-09-8			
6.216	6.216 (1.334)	4545121	4545121	0.00400 0.00388	80.00- 120.00	100.00
-----						
5	alpha-BHC		CAS #: 319-84-6			
7.303	7.303 (1.567)	3592618	3592618	0.00250 0.00218	80.00- 120.00	100.00
-----						
6	gamma-BHC (Lindane)		CAS #: 58-89-9			
7.923	7.923 (1.700)	3429329	3429329	0.00250 0.00227	80.00- 120.00	100.00
-----						
7	beta-BHC		CAS #: 319-85-7			
8.076	8.076 (1.733)	1720192	1720192	0.00250 0.00261	80.00- 120.00	100.00(M)
-----						
8	delta-BHC		CAS #: 319-86-8			
8.573	8.573 (1.840)	3417582	3417582	0.00250 0.00228	80.00- 120.00	100.00
-----						
9	Heptachlor		CAS #: 76-44-8			
8.671	8.671 (1.861)	3703177	3703177	0.00250 0.00236	80.00- 120.00	100.00
-----						
10	Aldrin		CAS #: 309-00-2			
9.208	9.208 (1.976)	3268836	3268836	0.00250 0.00227	80.00- 120.00	100.00
-----						
13	Heptachlor epoxide		CAS #: 1024-57-3			
10.150	10.150 (2.178)	3346181	3346181	0.00250 0.00241	80.00- 120.00	100.00
-----						

AMOUNTS							
RT	EXP RT (REL RT)	RESPONSE	CAL-AMT (ug/mL)	ON-COL (ug/mL)	TARGET RANGE	RATIO	
==	=====	=====	=====	=====	=====	=====	
14	gamma-Chlordane				CAS #: 5103-74-2		
10.455	10.455 (2.244)	3549250	3549250	0.00250	0.00246	80.00-	120.00
-----							
15	alpha-Chlordane				CAS #: 5103-71-9		
10.690	10.690 (2.294)	3435641	3435641	0.00250	0.00246	80.00-	120.00
-----							
16	4,4'-DDE				CAS #: 72-55-9		
10.973	10.973 (2.355)	3156941	3156941	0.00250	0.00234	80.00-	120.00
-----							
17	Endosulfan I				CAS #: 959-98-8		
10.776	10.776 (2.313)	3140246	3140246	0.00250	0.00241	80.00-	120.00
-----							
19	Dieldrin				CAS #: 60-57-1		
11.213	11.213 (2.406)	3100745	3100745	0.00250	0.00228	80.00-	120.00
-----							
21	Endrin				CAS #: 72-20-8		
11.691	11.691 (2.509)	2751385	2751385	0.00250	0.00243	80.00-	120.00
-----							
22	4,4'-DDD				CAS #: 72-54-8		
11.885	11.885 (2.550)	2653579	2653579	0.00250	0.00234	80.00-	120.00
-----							
25	Endosulfan II				CAS #: 33213-65-9		
12.026	12.026 (2.581)	3046676	3046676	0.00250	0.00243	80.00-	120.00
-----							
26	4,4'-DDT				CAS #: 50-29-3		
12.376	12.376 (2.656)	2556625	2556625	0.00250	0.00227	80.00-	120.00
-----							
27	Endrin aldehyde				CAS #: 7421-93-4		
12.556	12.556 (2.695)	2506643	2506643	0.00250	0.00248	80.00-	120.00
-----							
28	Methoxychlor				CAS #: 72-43-5		
13.455	13.455 (2.887)	1806152	1806152	0.00250	0.00271	80.00-	120.00
-----							
30	Endosulfan sulfate				CAS #: 1031-07-8		
12.991	12.991 (2.788)	2833077	2833077	0.00250	0.00248	80.00-	120.00
-----							
31	Endrin ketone				CAS #: 53494-70-5		
13.821	13.821 (2.966)	3547125	3547125	0.00250	0.00247	80.00-	120.00
-----							
\$ 32	DCB Decachlorobiphenyl				CAS #: 2051-24-3		
15.745	15.745 (3.379)	5286255	5286255	0.00400	0.00428	80.00-	120.00
-----							

QC Flag Legend

M - Compound response manually integrated.

Data File: ze04025.d

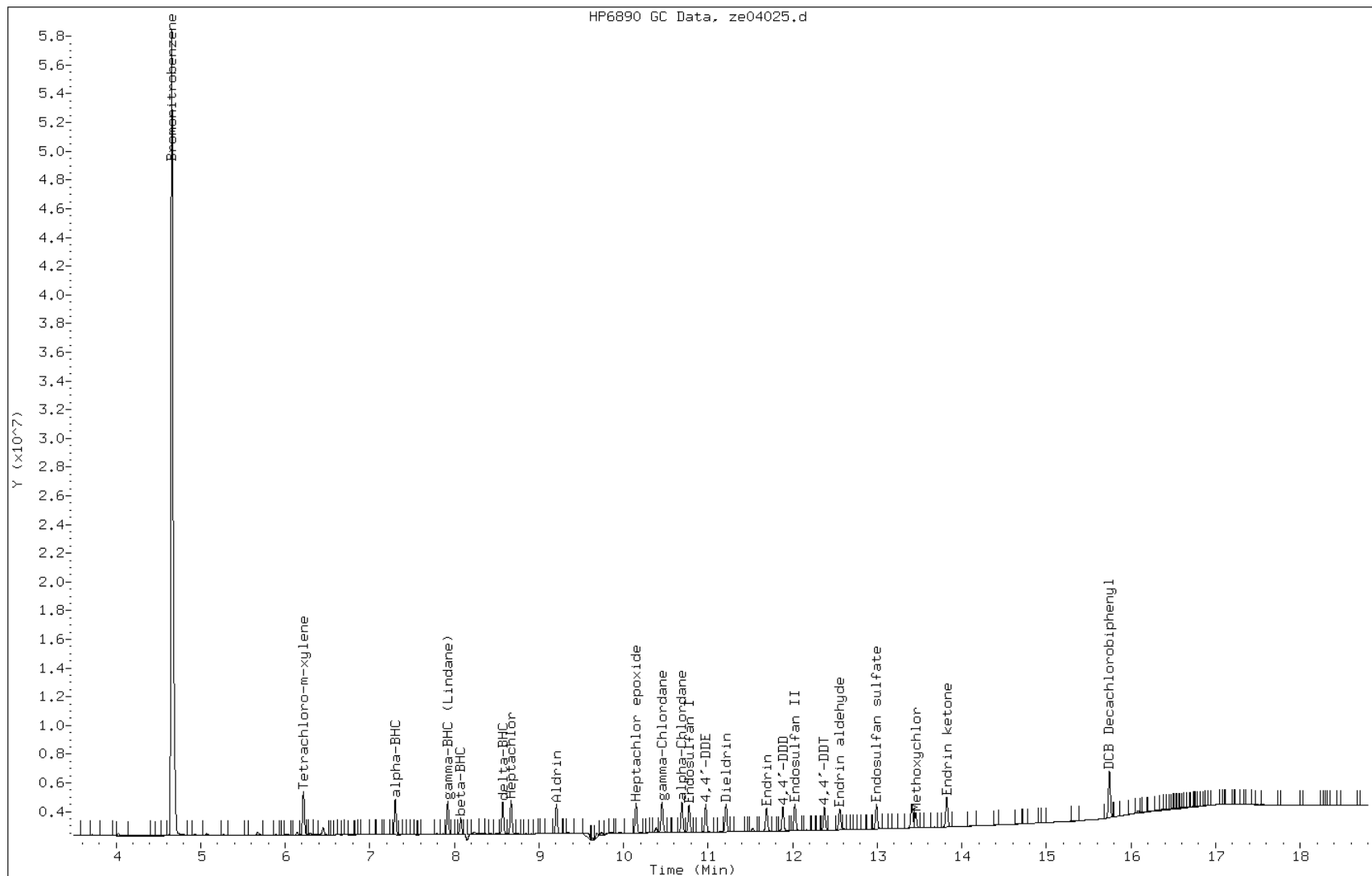
Date: 04-MAY-2013 22:45

Client ID:

Instrument: SGZECD2.i

Sample Info: IC-2981123;PEST1~1Z050413

Operator:



Manual Integration Report

Data File: ze04025.d  
Inj. Date and Time: 04-MAY-2013 22:45  
Instrument ID: SGZECD2.i  
Client ID:  
Compound: 7 beta-BHC  
CAS #: 319-85-7  
Report Date: 05/06/2013

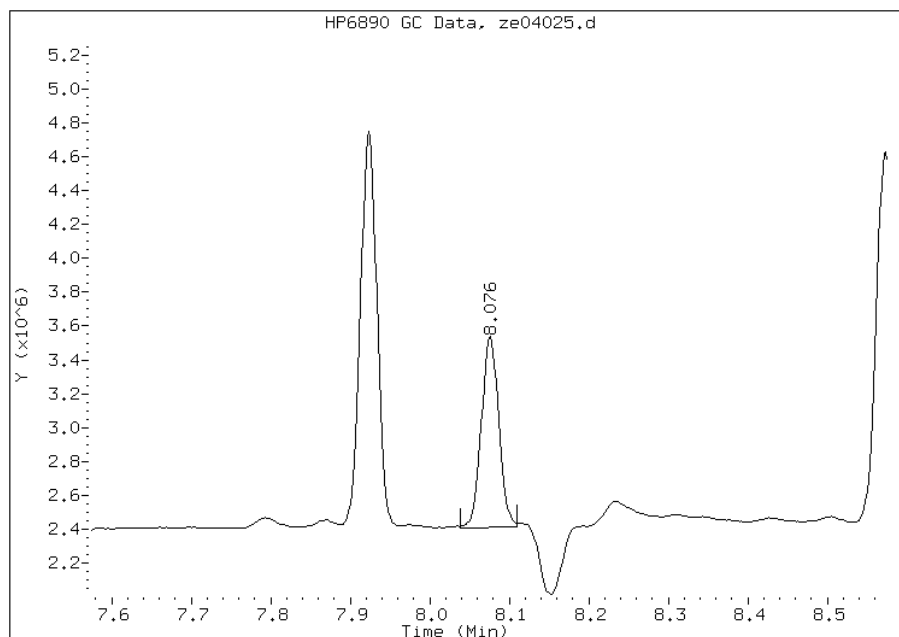
Processing Integration Results

Not Detected

Expected RT: 8.08

Manual Integration Results

RT: 8.08  
Response: 1720192  
Amount: 0.00  
Conc: 0.00



Manually Integrated By: kellarj  
Manual Integration Reason: Baseline Event

FORM VII  
GC SEMI VOA CONTINUING CALIBRATION DATA

Lab Name: TestAmerica Savannah Job No.: 680-89791-4  
 SDG No.: 68089791-4  
 Lab Sample ID: ICV 680-275673/10 Calibration Date: 05/04/2013 19:01  
 Instrument ID: SGZ Calib Start Date: 05/04/2013 16:47  
 GC Column: CLP I ID: 0.32 (mm) Calib End Date: 05/04/2013 18:39  
 Lab File ID: ze04015.d Conc. Units: ug/L

ANALYTE	CURVE TYPE	AVE RRF	RRF	MIN RRF	CALC AMOUNT	SPIKE AMOUNT	%D	MAX %D
PCB-1016 Peak 1	LinF	0.0364	0.0352		542	500	8.4	20.0
PCB-1016 Peak 2	LinF	0.0141	0.0135		553	500	10.6	20.0
PCB-1016 Peak 3	LinF	0.0356	0.0337		519	500	3.9	20.0
PCB-1016 Peak 4	LinF	0.0446	0.0434		527	500	5.4	20.0
PCB-1016 Peak 5	LinF	0.0242	0.0234		536	500	7.3	20.0
PCB-1260 Peak 1	LinF	0.0411	0.0392		520	500	4.1	20.0
PCB-1260 Peak 2	LinF	0.0228	0.0220		546	500	9.2	20.0
PCB-1260 Peak 3	LinF	0.0212	0.0208		542	500	8.4	20.0
PCB-1260 Peak 4	LinF	0.0934	0.0935		511	500	2.1	20.0
PCB-1260 Peak 5	LinF	0.0476	0.0481		524	500	4.7	20.0
Tetrachloro-m-xylene	Ave	0.9934	0.9649		31.1	32.0	-2.9	20.0
DCB Decachlorobiphenyl	LinF	0.7931	0.7477		32.5	32.0	1.7	20.0

FORM VII  
GC SEMI VOA CONTINUING CALIBRATION RETENTION TIME SUMMARY

Lab Name: TestAmerica Savannah Job No.: 680-89791-4  
 SDG No.: 68089791-4  
 Lab Sample ID: ICV 680-275673/10 Calibration Date: 05/04/2013 19:01  
 Instrument ID: SGZ Calib Start Date: 05/04/2013 16:47  
 GC Column: CLP I ID: 0.32 (mm) Calib End Date: 05/04/2013 18:39  
 Lab File ID: ze04015.d

Analyte	RT	RT WINDOW	
		FROM	TO
PCB-1016 Peak 1	7.48	7.43	7.53
PCB-1016 Peak 2	7.84	7.79	7.89
PCB-1016 Peak 3	8.24	8.19	8.29
PCB-1016 Peak 4	8.28	8.23	8.33
PCB-1016 Peak 5	9.17	9.12	9.22
PCB-1260 Peak 1	12.17	12.12	12.22
PCB-1260 Peak 2	12.25	12.20	12.30
PCB-1260 Peak 3	12.63	12.58	12.68
PCB-1260 Peak 4	13.04	12.99	13.09
PCB-1260 Peak 5	13.49	13.44	13.54
Tetrachloro-m-xylene	6.23	6.18	6.28
DCB Decachlorobiphenyl	15.19	15.14	15.24

TESTAMERICA SAVANNAH

8081/8082 PESTICIDE/PCB

Data file : /chem/SG/SGZECD1.i/1Z050413.b/ze04015.d  
Lab Smp Id: ICV-2981134;1660  
Inj Date : 04-MAY-2013 19:01  
Operator : Inst ID: SGZECD1.i  
Smp Info : ICV-2981134;1660~1Z050413  
Misc Info :  
Comment :  
Method : /chem/SG/SGZECD1.i/1Z050413.b/z3-808182-e1.m  
Meth Date : 06-May-2013 11:26 meinckeg Quant Type: ISTD  
Cal Date : 05-MAY-2013 05:04 Cal File: ze04042.d  
Als bottle: 15 Continuing Calibration Sample  
Dil Factor: 1.00000  
Integrator: Falcon Compound Sublist: SG1660.sub  
Target Version: 3.50 Sample Matrix: None  
Processing Host: savchem3

AMOUNTS							
RT	EXP RT	(REL RT)	RESPONSE	CAL-AMT	ON-COL	TARGET RANGE	RATIO
==	=====	=====	=====	=====	=====	=====	=====
-----							
*	1	Bromonitrobenzene			CAS #:		
4.857	4.857	(1.000)	116131699	116131699	0.08000	0.0800 80.00- 120.00	100.00
-----							
\$	3	Tetrachloro-m-xylene #			CAS #: 877-09-8		
6.230	6.230	(1.283)	44823517	44823517	0.03200	0.0311 80.00- 120.00	100.00
-----							
	34	Aroclor-1016			CAS #: 12674-11-2		
7.480	7.480	(1.540)	25566386	25566386	0.50000	0.542 80.00- 120.00	100.00
7.837	7.837	(1.614)	9786988	9786988	0.50000	0.553 105.00- 145.00	38.28
8.240	8.240	(1.697)	24490039	24490039	0.50000	0.519 69.49- 109.49	95.79
8.277	8.277	(1.704)	31464551	31464551	0.50000	0.527 39.45- 79.45	123.07
9.165	9.165	(1.887)	16993367	16993367	0.50000	0.536 32.13- 72.13	66.47
		Average of Peak Amounts =			0.536		
-----							
	40	Aroclor-1260			CAS #: 11096-82-5		
12.174	12.174	(2.506)	28471639	28471639	0.50000	0.520 80.00- 120.00	100.00
12.249	12.249	(2.522)	15974917	15974917	0.50000	0.546 33.05- 73.05	56.11
12.629	12.629	(2.600)	15127891	15127891	0.50000	0.542 31.49- 71.49	53.13
13.044	13.044	(2.685)	67826071	67826071	0.50000	0.510 198.60- 238.60	238.22
13.490	13.490	(2.777)	34922814	34922814	0.50000	0.524 88.76- 128.76	122.66
		Average of Peak Amounts =			0.529		
-----							
\$	33	DCB Decachlorobiphenyl #			CAS #: 2051-24-3		
15.192	15.192	(3.128)	34731059	34731059	0.03200	0.0325 80.00- 120.00	100.00
-----							



Data File: ze04015.d

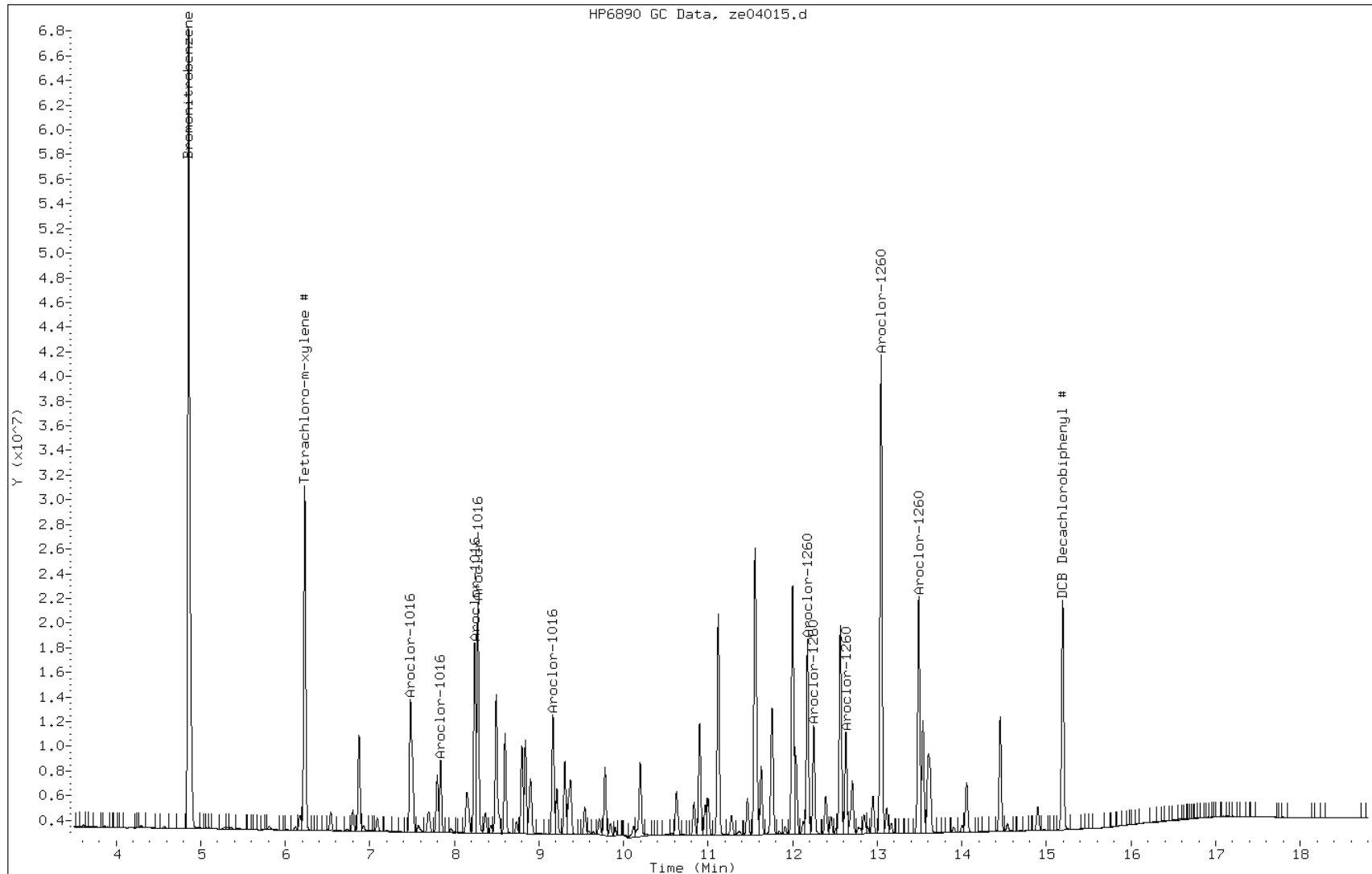
Date: 04-MAY-2013 19:01

Client ID:

Instrument: SGZECD1.i

Sample Info: ICV-2981134;1660~1Z050413

Operator:



FORM VII  
GC SEMI VOA CONTINUING CALIBRATION DATA

Lab Name: TestAmerica Savannah Job No.: 680-89791-4  
 SDG No.: 68089791-4  
 Lab Sample ID: ICV 680-275673/10 Calibration Date: 05/04/2013 19:01  
 Instrument ID: SGZ Calib Start Date: 05/04/2013 16:47  
 GC Column: CLP II ID: 0.32 (mm) Calib End Date: 05/04/2013 18:39  
 Lab File ID: ze04015.d Conc. Units: ug/L

ANALYTE	CURVE TYPE	AVE RRF	RRF	MIN RRF	CALC AMOUNT	SPIKE AMOUNT	%D	MAX %D
PCB-1016 Peak 1	Ave	0.0261	0.0261		500	500	-0.0	20.0
PCB-1016 Peak 2	Ave	0.0385	0.0376		489	500	-2.2	20.0
PCB-1016 Peak 3	Ave	0.0490	0.0490		500	500	-0.0	20.0
PCB-1016 Peak 4	Ave	0.0333	0.0324		486	500	-2.8	20.0
PCB-1016 Peak 5	Ave	0.0204	0.0200		489	500	-2.1	20.0
PCB-1260 Peak 1	Ave	0.0527	0.0519		492	500	-1.6	20.0
PCB-1260 Peak 2	Ave	0.0277	0.0272		490	500	-2.0	20.0
PCB-1260 Peak 3	Ave	0.0536	0.0536		500	500	-0.0	20.0
PCB-1260 Peak 4	Ave	0.0256	0.0258		504	500	0.7	20.0
PCB-1260 Peak 5	Ave	0.1250	0.1340		536	500	7.2	20.0
Tetrachloro-m-xylene	Ave	1.021	1.014		31.8	32.0	-0.8	20.0
DCB Decachlorobiphenyl	Ave	1.058	1.033		31.3	32.0	-2.3	20.0

FORM VII  
GC SEMI VOA CONTINUING CALIBRATION RETENTION TIME SUMMARY

Lab Name: TestAmerica Savannah Job No.: 680-89791-4  
 SDG No.: 68089791-4  
 Lab Sample ID: ICV 680-275673/10 Calibration Date: 05/04/2013 19:01  
 Instrument ID: SGZ Calib Start Date: 05/04/2013 16:47  
 GC Column: CLP II ID: 0.32 (mm) Calib End Date: 05/04/2013 18:39  
 Lab File ID: ze04015.d

Analyte	RT	RT WINDOW	
		FROM	TO
PCB-1016 Peak 1	7.74	7.69	7.79
PCB-1016 Peak 2	8.48	8.43	8.53
PCB-1016 Peak 3	8.51	8.46	8.56
PCB-1016 Peak 4	8.72	8.67	8.77
PCB-1016 Peak 5	8.89	8.84	8.94
PCB-1260 Peak 1	12.52	12.47	12.57
PCB-1260 Peak 2	12.60	12.55	12.65
PCB-1260 Peak 3	12.98	12.93	13.03
PCB-1260 Peak 4	13.09	13.04	13.14
PCB-1260 Peak 5	13.37	13.32	13.42
Tetrachloro-m-xylene	6.22	6.17	6.27
DCB Decachlorobiphenyl	15.74	15.69	15.79

TESTAMERICA SAVANNAH

8081/8082 PESTICIDE/PCB

Data file : /chem/SG/SGZECD2.i/1Z050413.b/ze04015.d  
 Lab Smp Id: ICV-2981134;1660  
 Inj Date : 04-MAY-2013 19:01  
 Operator : Inst ID: SGZECD2.i  
 Smp Info : ICV-2981134;1660~1Z050413  
 Misc Info :  
 Comment :  
 Method : /chem/SG/SGZECD2.i/1Z050413.b/z3-808182-e2.m  
 Meth Date : 06-May-2013 12:40 meinckeg Quant Type: ISTD  
 Cal Date : 05-MAY-2013 06:34 Cal File: ze04046.d  
 Als bottle: 15 Continuing Calibration Sample  
 Dil Factor: 1.00000  
 Integrator: Falcon Compound Sublist: SG1660.sub  
 Target Version: 3.50 Sample Matrix: None  
 Processing Host: savchem3

AMOUNTS						
RT	EXP RT (REL RT)	RESPONSE	CAL-AMT (ug/mL)	ON-COL (ug/mL)	TARGET RANGE	RATIO
==	=====	=====	=====	=====	=====	=====
-----						
* 1	Bromonitrobenzene				CAS #: 108-91-3	
4.660	4.660 (1.000)	93620723	93620723	0.08000	0.0800 80.00- 120.00	100.00
-----						
\$ 3	Tetrachloro-m-xylene #				CAS #: 877-09-8	
6.216	6.216 (1.334)	37954445	37954445	0.03200	0.0318 80.00- 120.00	100.00
-----						
34	Aroclor-1016				CAS #: 12674-11-2	
7.745	7.745 (1.662)	15276787	15276787	0.50000	0.500 80.00- 120.00	100.00
8.478	8.478 (1.819)	22015589	22015589	0.50000	0.489 21.81- 61.81	144.11
8.510	8.510 (1.826)	28645101	28645101	0.50000	0.500 57.04- 97.04	187.51
8.725	8.725 (1.872)	18941593	18941593	0.50000	0.486 244.79- 284.79	123.99
8.891	8.891 (1.908)	11679553	11679553	0.50000	0.489 130.07- 170.07	76.45
Average of Peak Amounts =				0.493		
-----						
40	Aroclor-1260				CAS #: 11096-82-5	
12.518	12.518 (2.686)	30350424	30350424	0.50000	0.492 80.00- 120.00	100.00
12.605	12.605 (2.705)	15914705	15914705	0.50000	0.490 36.84- 76.84	52.44
12.981	12.981 (2.786)	31344826	31344826	0.50000	0.500 84.02- 124.02	103.28
13.091	13.091 (2.809)	15101699	15101699	0.50000	0.504 29.57- 69.57	49.76
13.368	13.368 (2.869)	78417216	78417216	0.50000	0.536 196.99- 236.99	258.37
Average of Peak Amounts =				0.504		
-----						
\$ 33	DCB Decachlorobiphenyl #				CAS #: 2051-24-3	
15.745	15.745 (3.379)	38697265	38697265	0.03200	0.0313 80.00- 120.00	100.00
-----						

Data File: ze04015.d

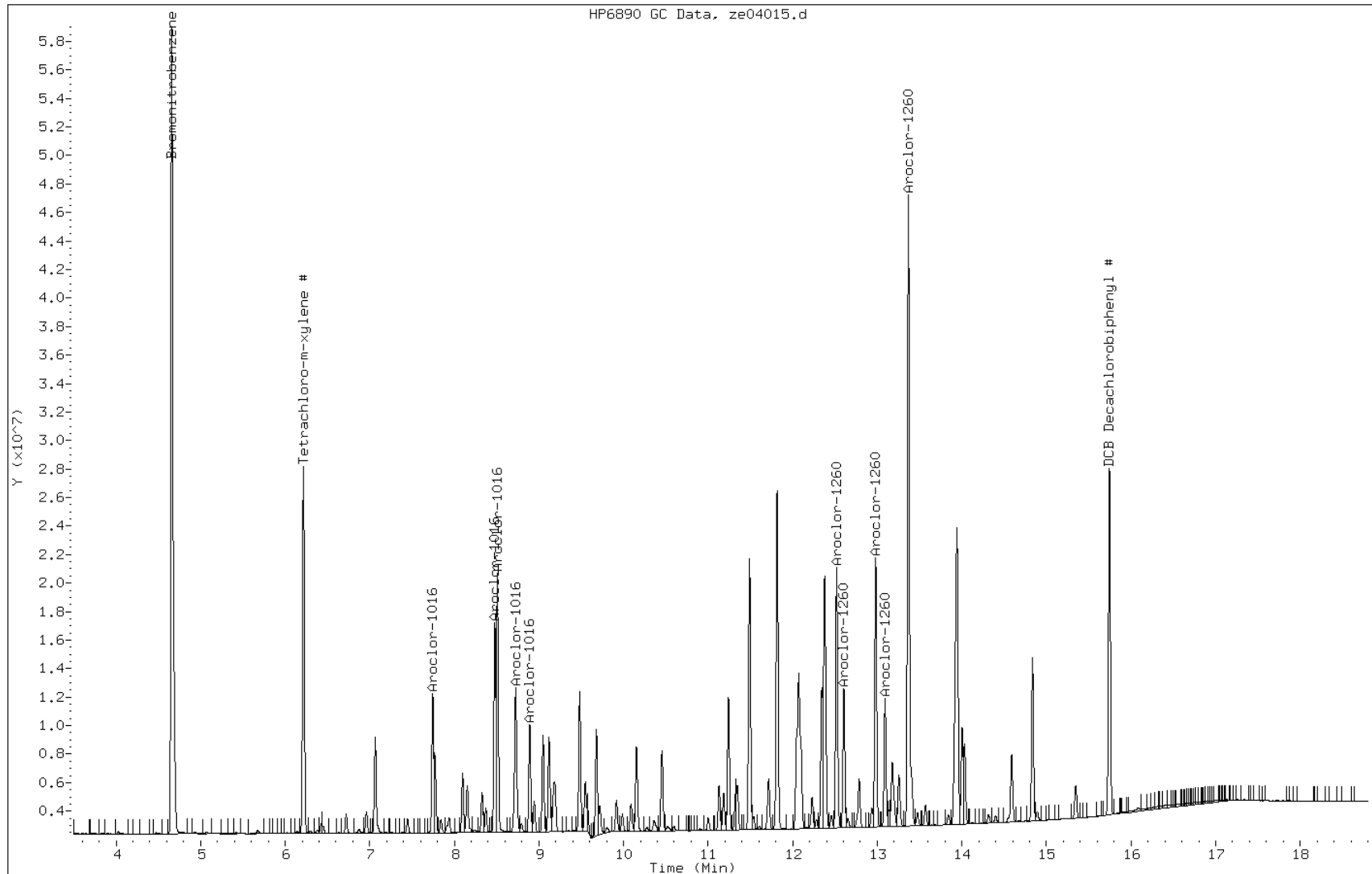
Date: 04-MAY-2013 19:01

Client ID:

Instrument: SGZECD2.i

Sample Info: ICV-2981134;1660~1Z050413

Operator:



FORM VII  
GC SEMI VOA CONTINUING CALIBRATION DATA

Lab Name: TestAmerica Savannah Job No.: 680-89791-4  
 SDG No.: 68089791-4  
 Lab Sample ID: ICV 680-275673/21 Calibration Date: 05/04/2013 23:07  
 Instrument ID: SGZ Calib Start Date: 05/04/2013 20:53  
 GC Column: CLP I ID: 0.32 (mm) Calib End Date: 05/04/2013 22:45  
 Lab File ID: ze04026.d Conc. Units: ug/L

ANALYTE	CURVE TYPE	AVE RRF	RRF	MIN RRF	CALC AMOUNT	SPIKE AMOUNT	%D	MAX %D
alpha-BHC	Ave	1.319	1.304		19.8	20.0	-1.1	20.0
gamma-BHC (Lindane)	Ave	1.235	1.238		20.0	20.0	0.2	20.0
beta-BHC	Ave	0.5704	0.5440		19.1	20.0	-4.6	20.0
delta-BHC	Ave	1.204	1.204		20.0	20.0	0.0	20.0
Heptachlor	Ave	1.232	1.216		19.7	20.0	-1.3	20.0
Aldrin	Ave	1.101	1.098		19.9	20.0	-0.3	20.0
Heptachlor epoxide	Ave	1.056	1.049		19.9	20.0	-0.7	20.0
gamma-Chlordane	Ave	1.060	1.047		19.7	20.0	-1.3	
alpha-Chlordane	Ave	1.052	1.030		19.6	20.0	-2.1	
4,4'-DDE	Ave	0.9608	0.9742		20.3	20.0	1.4	20.0
Endosulfan I	Ave	0.9763	0.9691		19.9	20.0	-0.7	20.0
Dieldrin	Ave	1.022	1.023		20.0	20.0	0.1	20.0
Endrin	Ave	0.8184	0.8287		20.2	20.0	1.2	20.0
4,4'-DDD	Ave	0.8085	0.8224		20.3	20.0	1.7	20.0
Endosulfan II	Ave	0.9593	0.9413		19.6	20.0	-1.9	20.0
4,4'-DDT	Ave	0.8067	0.8253		20.5	20.0	2.3	20.0
Endrin aldehyde	Ave	0.7620	0.7661		20.1	20.0	0.5	20.0
Methoxychlor	Ave	0.4590	0.4662		20.3	20.0	1.6	20.0
Endosulfan sulfate	Ave	0.8622	0.8614		20.0	20.0	-0.0	20.0
Endrin ketone	Ave	1.040	1.051		20.2	20.0	1.0	20.0
Tetrachloro-m-xylene	Ave	1.003	0.9767		31.1	32.0	-2.7	20.0
DCB Decachlorobiphenyl	LinF	0.8113	0.7919		33.8	32.0	5.7	20.0

FORM VII  
GC SEMI VOA CONTINUING CALIBRATION RETENTION TIME SUMMARY

Lab Name: TestAmerica Savannah Job No.: 680-89791-4  
 SDG No.: 68089791-4  
 Lab Sample ID: ICV 680-275673/21 Calibration Date: 05/04/2013 23:07  
 Instrument ID: SGZ Calib Start Date: 05/04/2013 20:53  
 GC Column: CLP I ID: 0.32 (mm) Calib End Date: 05/04/2013 22:45  
 Lab File ID: ze04026.d

Analyte	RT	RT WINDOW	
		FROM	TO
alpha-BHC	7.23	7.18	7.28
gamma-BHC (Lindane)	7.78	7.73	7.83
beta-BHC	7.94	7.89	7.99
delta-BHC	8.24	8.19	8.29
Heptachlor	8.60	8.55	8.65
Aldrin	9.11	9.05	9.15
Heptachlor epoxide	10.11	10.06	10.16
gamma-Chlordane	10.31	10.26	10.36
alpha-Chlordane	10.52	10.47	10.57
4,4'-DDE	10.65	10.60	10.70
Endosulfan I	10.74	10.69	10.79
Dieldrin	11.13	11.08	11.18
Endrin	11.50	11.45	11.55
4,4'-DDD	11.60	11.55	11.65
Endosulfan II	11.85	11.80	11.90
4,4'-DDT	12.04	11.99	12.09
Endrin aldehyde	12.51	12.46	12.56
Methoxychlor	12.80	12.75	12.85
Endosulfan sulfate	13.20	13.14	13.24
Endrin ketone	13.63	13.58	13.68
Tetrachloro-m-xylene	6.23	6.18	6.28
DCB Decachlorobiphenyl	15.19	15.14	15.24

TESTAMERICA SAVANNAH

8081/8082 PESTICIDE/PCB

Data file : /chem/SG/SGZECD1.i/1Z050413.b/ze04026.d  
Lab Smp Id: ICV-2981125;PEST  
Inj Date : 04-MAY-2013 23:07  
Operator : Inst ID: SGZECD1.i  
Smp Info : ICV-2981125;PEST~1Z050413  
Misc Info :  
Comment :  
Method : /chem/SG/SGZECD1.i/1Z050413.b/z3-808182-e1.m  
Meth Date : 06-May-2013 11:26 meinckeg Quant Type: ISTD  
Cal Date : 05-MAY-2013 05:04 Cal File: ze04042.d  
Als bottle: 26 Continuing Calibration Sample  
Dil Factor: 1.00000  
Integrator: Falcon Compound Sublist: SGPEST.sub  
Target Version: 3.50 Sample Matrix: None  
Processing Host: savchem3

AMOUNTS							
RT	EXP RT (REL RT)	RESPONSE	CAL-AMT (ug/mL)	ON-COL (ug/mL)	TARGET RANGE	RATIO	
==	=====	=====	=====	=====	=====	=====	
* 1	Bromonitrobenzene				CAS #:		
4.857	4.857 (1.000)	113723946	113723946	0.08000	0.0800 80.00- 120.00	100.00	
-----							
\$ 2	Tetrachloro-m-xylene				CAS #: 877-09-8		
6.231	6.231 (1.283)	44428551	44428551	0.03200	0.0311 80.00- 120.00	100.00	
-----							
5	alpha-BHC				CAS #: 319-84-6		
7.227	7.227 (1.488)	37079655	37079655	0.02000	0.0198 80.00- 120.00	100.00	
-----							
6	gamma-BHC (Lindane)				CAS #: 58-89-9		
7.784	7.784 (1.602)	35196849	35196849	0.02000	0.0200 80.00- 120.00	100.00	
-----							
7	beta-BHC				CAS #: 319-85-7		
7.939	7.939 (1.634)	15465875	15465875	0.02000	0.0191 80.00- 120.00	100.00	
-----							
8	delta-BHC				CAS #: 319-86-8		
8.244	8.244 (1.697)	34239285	34239285	0.02000	0.0200 80.00- 120.00	100.00	
-----							
9	Heptachlor				CAS #: 76-44-8		
8.599	8.599 (1.770)	34579747	34579747	0.02000	0.0197 80.00- 120.00	100.00(M)	
-----							
10	Aldrin				CAS #: 309-00-2		
9.106	9.106 (1.875)	31204307	31204307	0.02000	0.0199 80.00- 120.00	100.00	
-----							
13	Heptachlor epoxide				CAS #: 1024-57-3		
10.107	10.107 (2.081)	29824535	29824535	0.02000	0.0199 80.00- 120.00	100.00(M)	
-----							



AMOUNTS							
RT	EXP RT (REL RT)	RESPONSE	CAL-AMT (ug/mL)	ON-COL (ug/mL)	TARGET RANGE	RATIO	
==	=====	=====	=====	=====	=====	=====	
14	gamma-Chlordane				CAS #: 5103-74-2		
10.309	10.309 (2.122)	29756944	29756944	0.02000	0.0197 80.00-	120.00	100.00
-----							
15	alpha-Chlordane				CAS #: 5103-71-9		
10.524	10.524 (2.167)	29270517	29270517	0.02000	0.0196 80.00-	120.00	100.00
-----							
16	4,4'-DDE				CAS #: 72-55-9		
10.654	10.654 (2.193)	27697789	27697789	0.02000	0.0203 80.00-	120.00	100.00
-----							
17	Endosulfan I				CAS #: 959-98-8		
10.744	10.744 (2.212)	27551132	27551132	0.02000	0.0198 80.00-	120.00	100.00
-----							
19	Dieldrin				CAS #: 60-57-1		
11.127	11.127 (2.291)	29094003	29094003	0.02000	0.0200 80.00-	120.00	100.00
-----							
21	Endrin				CAS #: 72-20-8		
11.497	11.497 (2.367)	23560087	23560087	0.02000	0.0202 80.00-	120.00	100.00
-----							
22	4,4'-DDD				CAS #: 72-54-8		
11.604	11.604 (2.389)	23381504	23381504	0.02000	0.0203 80.00-	120.00	100.00
-----							
25	Endosulfan II				CAS #: 33213-65-9		
11.851	11.851 (2.440)	26762554	26762554	0.02000	0.0196 80.00-	120.00	100.00
-----							
26	4,4'-DDT				CAS #: 50-29-3		
12.044	12.044 (2.479)	23465175	23465175	0.02000	0.0205 80.00-	120.00	100.00
-----							
27	Endrin aldehyde				CAS #: 7421-93-4		
12.511	12.511 (2.576)	21781303	21781303	0.02000	0.0201 80.00-	120.00	100.00
-----							
28	Methoxychlor				CAS #: 72-43-5		
12.802	12.802 (2.636)	13253701	13253701	0.02000	0.0203 80.00-	120.00	100.00
-----							
30	Endosulfan sulfate				CAS #: 1031-07-8		
13.196	13.196 (2.717)	24491144	24491144	0.02000	0.0200 80.00-	120.00	100.00
-----							
31	Endrin ketone				CAS #: 53494-70-5		
13.634	13.634 (2.807)	29885560	29885560	0.02000	0.0202 80.00-	120.00	100.00
-----							
\$ 32	DCB Decachlorobiphenyl				CAS #: 2051-24-3		
15.191	15.191 (3.127)	36025126	36025126	0.03200	0.0338 80.00-	120.00	100.00
-----							

QC Flag Legend

M - Compound response manually integrated.

Data File: ze04026.d

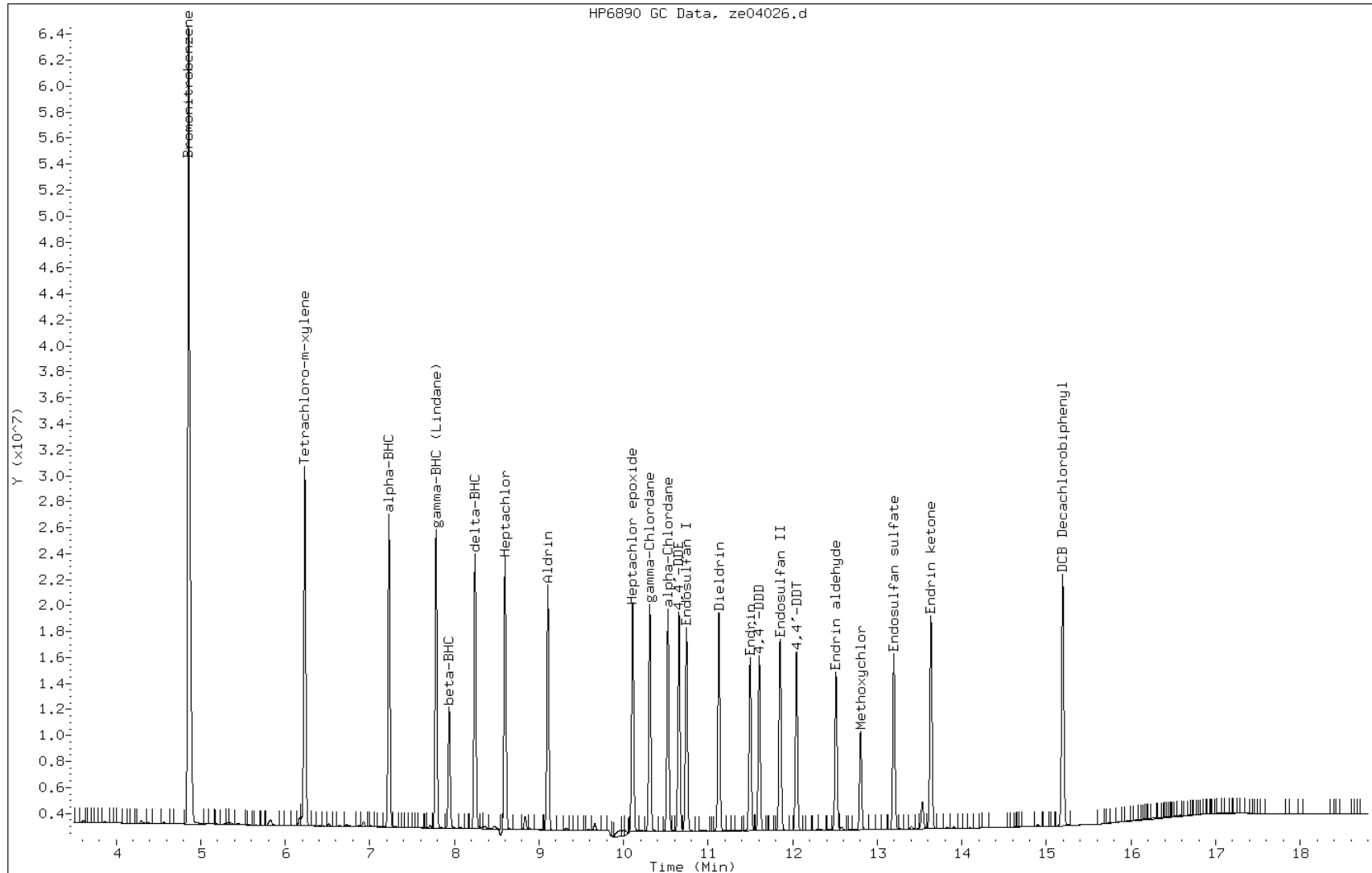
Date: 04-MAY-2013 23:07

Client ID:

Instrument: SGZECD1.i

Sample Info: ICV-2981125;PEST~1Z050413

Operator:



Manual Integration Report

Data File: ze04026.d  
Inj. Date and Time: 04-MAY-2013 23:07  
Instrument ID: SGZECD1.i  
Client ID:  
Compound: 9 Heptachlor  
CAS #: 76-44-8  
Report Date: 05/06/2013

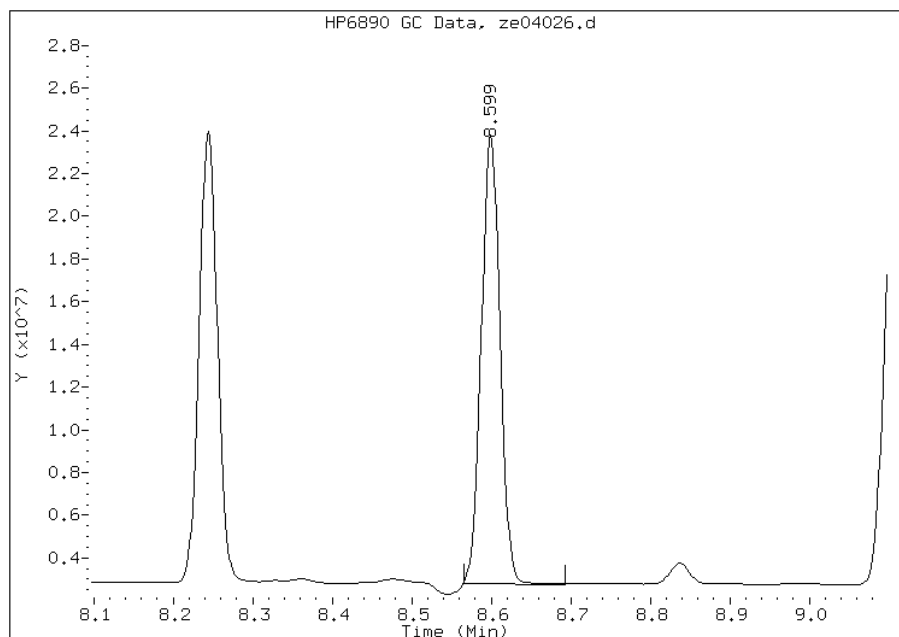
Processing Integration Results

Not Detected

Expected RT: 8.60

Manual Integration Results

RT: 8.60  
Response: 34579747  
Amount: 0.02  
Conc: 0.02



Manually Integrated By: kellarj  
Manual Integration Reason: Baseline Event

Manual Integration Report

Data File: ze04026.d  
Inj. Date and Time: 04-MAY-2013 23:07  
Instrument ID: SGZECD1.i  
Client ID:  
Compound: 13 Heptachlor epoxide  
CAS #: 1024-57-3  
Report Date: 05/06/2013

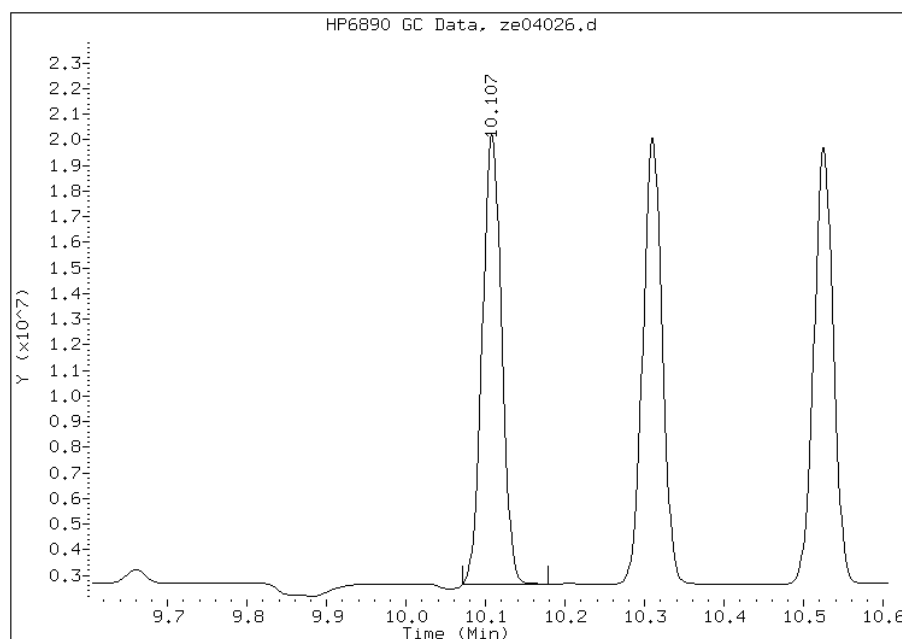
Processing Integration Results

Not Detected

Expected RT: 10.11

Manual Integration Results

RT: 10.11  
Response: 29824535  
Amount: 0.02  
Conc: 0.02



Manually Integrated By: kellarj  
Manual Integration Reason: Baseline Event

FORM VII  
GC SEMI VOA CONTINUING CALIBRATION DATA

Lab Name: TestAmerica Savannah Job No.: 680-89791-4  
 SDG No.: 68089791-4  
 Lab Sample ID: ICV 680-275673/21 Calibration Date: 05/04/2013 23:07  
 Instrument ID: SGZ Calib Start Date: 05/04/2013 20:53  
 GC Column: CLP II ID: 0.32 (mm) Calib End Date: 05/04/2013 22:45  
 Lab File ID: ze04026.d Conc. Units: ug/L

ANALYTE	CURVE TYPE	AVE RRF	RRF	MIN RRF	CALC AMOUNT	SPIKE AMOUNT	%D	MAX %D
alpha-BHC	Ave	1.428	1.475		20.7	20.0	3.3	20.0
gamma-BHC (Lindane)	Ave	1.312	1.347		20.5	20.0	2.6	20.0
beta-BHC	Ave	0.5721	0.5716		20.0	20.0	-0.0	20.0
delta-BHC	Ave	1.300	1.340		20.6	20.0	3.1	20.0
Heptachlor	Ave	1.359	1.382		20.3	20.0	1.7	20.0
Aldrin	Ave	1.250	1.283		20.5	20.0	2.6	20.0
Heptachlor epoxide	Ave	1.206	1.238		20.5	20.0	2.7	20.0
gamma-Chlordane	Ave	1.250	1.271		20.3	20.0	1.7	
alpha-Chlordane	Ave	1.213	1.240		20.4	20.0	2.2	
Endosulfan I	Ave	1.130	1.168		20.7	20.0	3.3	20.0
4,4'-DDE	Ave	1.172	1.224		20.9	20.0	4.4	20.0
Dieldrin	Ave	1.178	1.231		20.9	20.0	4.5	20.0
Endrin	Ave	0.9828	1.016		20.7	20.0	3.4	20.0
4,4'-DDD	Ave	0.9824	1.029		20.9	20.0	4.7	20.0
Endosulfan II	Ave	1.085	1.125		20.7	20.0	3.7	20.0
4,4'-DDT	Ave	0.9749	1.027		21.1	20.0	5.4	20.0
Endrin aldehyde	Ave	0.8745	0.9287		21.2	20.0	6.2	20.0
Endosulfan sulfate	Ave	0.9892	1.023		20.7	20.0	3.4	20.0
Methoxychlor	Ave	0.5783	0.5891		20.4	20.0	1.9	20.0
Endrin ketone	Ave	1.246	1.304		20.9	20.0	4.7	20.0
Tetrachloro-m-xylene	Ave	1.017	1.021		32.1	32.0	0.4	20.0
DCB Decachlorobiphenyl	Ave	1.071	1.104		33.0	32.0	3.2	20.0

FORM VII  
GC SEMI VOA CONTINUING CALIBRATION RETENTION TIME SUMMARY

Lab Name: TestAmerica Savannah Job No.: 680-89791-4  
 SDG No.: 68089791-4  
 Lab Sample ID: ICV 680-275673/21 Calibration Date: 05/04/2013 23:07  
 Instrument ID: SGZ Calib Start Date: 05/04/2013 20:53  
 GC Column: CLP II ID: 0.32 (mm) Calib End Date: 05/04/2013 22:45  
 Lab File ID: ze04026.d

Analyte	RT	RT WINDOW	
		FROM	TO
alpha-BHC	7.30	7.25	7.35
gamma-BHC (Lindane)	7.92	7.87	7.97
beta-BHC	8.08	8.03	8.13
delta-BHC	8.57	8.52	8.62
Heptachlor	8.67	8.62	8.72
Aldrin	9.21	9.16	9.26
Heptachlor epoxide	10.15	10.10	10.20
gamma-Chlordane	10.46	10.41	10.51
alpha-Chlordane	10.69	10.64	10.74
Endosulfan I	10.78	10.73	10.83
4,4'-DDE	10.97	10.92	11.02
Dieldrin	11.21	11.16	11.26
Endrin	11.69	11.64	11.74
4,4'-DDD	11.88	11.84	11.94
Endosulfan II	12.03	11.98	12.08
4,4'-DDT	12.38	12.33	12.43
Endrin aldehyde	12.56	12.51	12.61
Endosulfan sulfate	12.99	12.94	13.04
Methoxychlor	13.45	13.40	13.50
Endrin ketone	13.82	13.77	13.87
Tetrachloro-m-xylene	6.22	6.17	6.27
DCB Decachlorobiphenyl	15.74	15.69	15.79

TESTAMERICA SAVANNAH

8081/8082 PESTICIDE/PCB

Data file : /chem/SG/SGZECD2.i/1Z050413.b/ze04026.d  
Lab Smp Id: ICV-2981125;PEST  
Inj Date : 04-MAY-2013 23:07  
Operator : Inst ID: SGZECD2.i  
Smp Info : ICV-2981125;PEST~1Z050413  
Misc Info :  
Comment :  
Method : /chem/SG/SGZECD2.i/1Z050413.b/z3-808182-e2.m  
Meth Date : 06-May-2013 12:40 meinckeg Quant Type: ISTD  
Cal Date : 05-MAY-2013 06:34 Cal File: ze04046.d  
Als bottle: 26 Continuing Calibration Sample  
Dil Factor: 1.00000  
Integrator: Falcon Compound Sublist: SGPEST.sub  
Target Version: 3.50 Sample Matrix: None  
Processing Host: savchem3

AMOUNTS						
RT	EXP RT (REL RT)	RESPONSE	CAL-AMT (ug/mL)	ON-COL (ug/mL)	TARGET RANGE	RATIO
==	=====	=====	=====	=====	=====	=====
* 1	Bromonitrobenzene				CAS #:	
4.660	4.660 (1.000)	91328032	91328032	0.08000	0.0800 80.00- 120.00	100.00
-----						
\$ 2	Tetrachloro-m-xylene				CAS #: 877-09-8	
6.217	6.217 (1.334)	37287985	37287985	0.03200	0.0321 80.00- 120.00	100.00
-----						
5	alpha-BHC				CAS #: 319-84-6	
7.303	7.303 (1.567)	33668682	33668682	0.02000	0.0206 80.00- 120.00	100.00
-----						
6	gamma-BHC (Lindane)				CAS #: 58-89-9	
7.923	7.923 (1.700)	30749407	30749407	0.02000	0.0205 80.00- 120.00	100.00
-----						
7	beta-BHC				CAS #: 319-85-7	
8.077	8.077 (1.733)	13051332	13051332	0.02000	0.0200 80.00- 120.00	100.00(M)
-----						
8	delta-BHC				CAS #: 319-86-8	
8.573	8.573 (1.840)	30605625	30605625	0.02000	0.0206 80.00- 120.00	100.00
-----						
9	Heptachlor				CAS #: 76-44-8	
8.672	8.672 (1.861)	31562103	31562103	0.02000	0.0203 80.00- 120.00	100.00
-----						
10	Aldrin				CAS #: 309-00-2	
9.208	9.208 (1.976)	29297216	29297216	0.02000	0.0205 80.00- 120.00	100.00
-----						
13	Heptachlor epoxide				CAS #: 1024-57-3	
10.150	10.150 (2.178)	28260488	28260488	0.02000	0.0205 80.00- 120.00	100.00



AMOUNTS							
RT	EXP RT (REL RT)	RESPONSE	CAL-AMT (ug/mL)	ON-COL (ug/mL)	TARGET RANGE	RATIO	
==	=====	=====	=====	=====	=====	=====	
14	gamma-Chlordane				CAS #: 5103-74-2		
10.457	10.457 (2.244)	29025033	29025033	0.02000	0.0203 80.00- 120.00	100.00	
-----							
15	alpha-Chlordane				CAS #: 5103-71-9		
10.692	10.692 (2.294)	28304341	28304341	0.02000	0.0204 80.00- 120.00	100.00	
-----							
16	4,4'-DDE				CAS #: 72-55-9		
10.973	10.973 (2.355)	27943726	27943726	0.02000	0.0209 80.00- 120.00	100.00	
-----							
17	Endosulfan I				CAS #: 959-98-8		
10.777	10.777 (2.313)	26663600	26663600	0.02000	0.0207 80.00- 120.00	100.00	
-----							
19	Dieldrin				CAS #: 60-57-1		
11.213	11.213 (2.406)	28107847	28107847	0.02000	0.0209 80.00- 120.00	100.00	
-----							
21	Endrin				CAS #: 72-20-8		
11.692	11.692 (2.509)	23202554	23202554	0.02000	0.0207 80.00- 120.00	100.00	
-----							
22	4,4'-DDD				CAS #: 72-54-8		
11.885	11.885 (2.550)	23486687	23486687	0.02000	0.0209 80.00- 120.00	100.00	
-----							
25	Endosulfan II				CAS #: 33213-65-9		
12.028	12.028 (2.581)	25682612	25682612	0.02000	0.0207 80.00- 120.00	100.00	
-----							
26	4,4'-DDT				CAS #: 50-29-3		
12.377	12.377 (2.656)	23457358	23457358	0.02000	0.0211 80.00- 120.00	100.00	
-----							
27	Endrin aldehyde				CAS #: 7421-93-4		
12.558	12.558 (2.695)	21203937	21203937	0.02000	0.0212 80.00- 120.00	100.00	
-----							
28	Methoxychlor				CAS #: 72-43-5		
13.455	13.455 (2.887)	13450993	13450993	0.02000	0.0204 80.00- 120.00	100.00	
-----							
30	Endosulfan sulfate				CAS #: 1031-07-8		
12.993	12.993 (2.788)	23357838	23357838	0.02000	0.0207 80.00- 120.00	100.00	
-----							
31	Endrin ketone				CAS #: 53494-70-5		
13.822	13.822 (2.966)	29778025	29778025	0.02000	0.0209 80.00- 120.00	100.00	
-----							
\$ 32	DCB Decachlorobiphenyl				CAS #: 2051-24-3		
15.745	15.745 (3.379)	40345387	40345387	0.03200	0.0330 80.00- 120.00	100.00	
-----							

QC Flag Legend

M - Compound response manually integrated.

Data File: ze04026.d

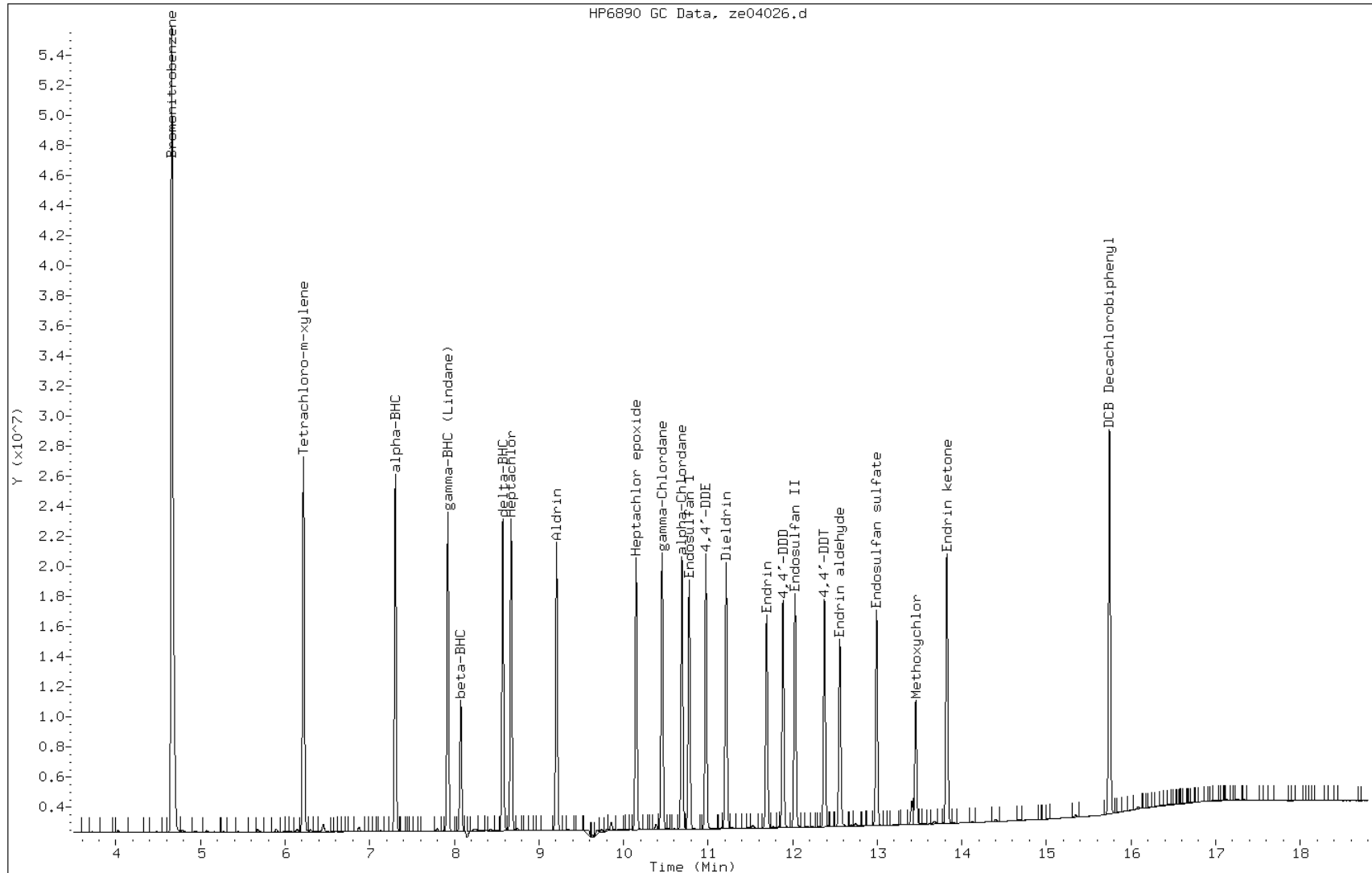
Date: 04-MAY-2013 23:07

Client ID:

Instrument: SGZECD2.i

Sample Info: ICV-2981125;PEST~1Z050413

Operator:



Manual Integration Report

Data File: ze04026.d  
Inj. Date and Time: 04-MAY-2013 23:07  
Instrument ID: SGZECD2.i  
Client ID:  
Compound: 7 beta-BHC  
CAS #: 319-85-7  
Report Date: 05/06/2013

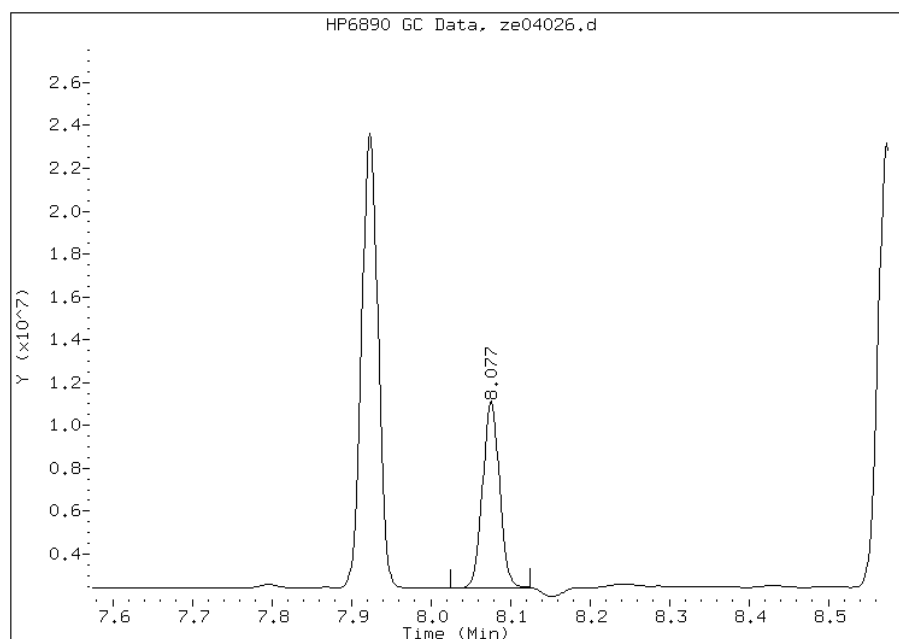
Processing Integration Results

Not Detected

Expected RT: 8.08

Manual Integration Results

RT: 8.08  
Response: 13051332  
Amount: 0.02  
Conc: 0.02



Manually Integrated By: kellarj  
Manual Integration Reason: Baseline Event

FORM VII  
GC SEMI VOA CONTINUING CALIBRATION DATA

Lab Name: TestAmerica Savannah Job No.: 680-89791-4  
 SDG No.: 68089791-4  
 Lab Sample ID: CCVIS 680-275897/1 Calibration Date: 05/07/2013 11:38  
 Instrument ID: SGZ Calib Start Date: 05/04/2013 16:47  
 GC Column: CLP I ID: 0.32 (mm) Calib End Date: 05/04/2013 18:39  
 Lab File ID: ze06055.d Conc. Units: ug/L

ANALYTE	CURVE TYPE	AVE RRF	RRF	MIN RRF	CALC AMOUNT	SPIKE AMOUNT	%D	MAX %D
PCB-1016 Peak 1	LinF	0.0364	0.0355		273	250	9.1	20.0
PCB-1016 Peak 2	LinF	0.0141	0.0138		282	250	12.7	20.0
PCB-1016 Peak 3	LinF	0.0356	0.0349		269	250	7.5	20.0
PCB-1016 Peak 4	LinF	0.0446	0.0447		272	250	8.6	20.0
PCB-1016 Peak 5	LinF	0.0242	0.0244		279	250	11.7	20.0
PCB-1260 Peak 1	LinF	0.0411	0.0413		274	250	9.5	20.0
PCB-1260 Peak 2	LinF	0.0228	0.0226		281	250	12.4	20.0
PCB-1260 Peak 3	LinF	0.0212	0.0217		282	250	12.9	20.0
PCB-1260 Peak 4	LinF	0.0934	0.0929		254	250	1.5	20.0
PCB-1260 Peak 5	LinF	0.0476	0.0473		257	250	2.9	20.0

FORM VII  
GC SEMI VOA CONTINUING CALIBRATION RETENTION TIME SUMMARY

Lab Name: TestAmerica Savannah Job No.: 680-89791-4  
 SDG No.: 68089791-4  
 Lab Sample ID: CCVIS 680-275897/1 Calibration Date: 05/07/2013 11:38  
 Instrument ID: SGZ Calib Start Date: 05/04/2013 16:47  
 GC Column: CLP I ID: 0.32 (mm) Calib End Date: 05/04/2013 18:39  
 Lab File ID: ze06055.d

Analyte	RT	RT WINDOW	
		FROM	TO
PCB-1016 Peak 1	7.48	7.43	7.53
PCB-1016 Peak 2	7.84	7.79	7.89
PCB-1016 Peak 3	8.24	8.19	8.29
PCB-1016 Peak 4	8.28	8.23	8.33
PCB-1016 Peak 5	9.17	9.12	9.22
PCB-1260 Peak 1	12.17	12.12	12.22
PCB-1260 Peak 2	12.25	12.20	12.30
PCB-1260 Peak 3	12.63	12.58	12.68
PCB-1260 Peak 4	13.04	12.99	13.09
PCB-1260 Peak 5	13.49	13.44	13.54

TESTAMERICA SAVANNAH

8081/8082 PESTICIDE/PCB

Data file : /chem/SG/SGZECD1.i/3Z050613.b/ze06055.d  
Lab Smp Id: CCVIS-2981131;16603  
Inj Date : 07-MAY-2013 11:38  
Operator : Inst ID: SGZECD1.i  
Smp Info : CCV-2981131;16603~3Z050613  
Misc Info :  
Comment :  
Method : /chem/SG/SGZECD1.i/3Z050613.b/z3-808182-e1.m  
Meth Date : 08-May-2013 09:09 kellarj Quant Type: ISTD  
Cal Date : 05-MAY-2013 05:27 Cal File: ze04043.d  
Als bottle: 55 Continuing Calibration Sample  
Dil Factor: 1.00000  
Integrator: Falcon Compound Sublist: SG1660.sub  
Target Version: 3.50 Sample Matrix: None  
Processing Host: savchem3

AMOUNTS							
RT	EXP RT (REL RT)	RESPONSE	CAL-AMT (ug/mL)	ON-COL (ug/mL)	TARGET RANGE	RATIO	
==	=====	=====	=====	=====	=====	=====	
-----							
* 1	Bromonitrobenzene				CAS #:		
4.857	4.857 (1.000)	116320971	116320971	0.08000	0.0800 80.00-	120.00	100.00
-----							
\$ 3	Tetrachloro-m-xylene #				CAS #: 877-09-8		
6.231	6.231 (1.283)	21011709	21011709	0.01600	0.0145 80.00-	120.00	100.00
-----							
34	Aroclor-1016				CAS #: 12674-11-2		
7.481	7.481 (1.540)	12885333	12885333	0.25000	0.273 80.00-	120.00	100.00
7.837	7.837 (1.613)	4997232	4997232	0.25000	0.282 105.00-	145.00	38.78
8.241	8.241 (1.697)	12694969	12694969	0.25000	0.269 69.49-	109.49	98.52
8.277	8.277 (1.704)	16242283	16242283	0.25000	0.272 39.45-	79.45	126.05
9.166	9.166 (1.887)	8857054	8857054	0.25000	0.279 32.13-	72.13	68.74
Average of Peak Amounts =				0.275			
-----							
40	Aroclor-1260				CAS #: 11096-82-5		
12.174	12.174 (2.506)	15000654	15000654	0.25000	0.274 80.00-	120.00	100.00
12.249	12.249 (2.522)	8231441	8231441	0.25000	0.281 33.05-	73.05	54.87
12.629	12.629 (2.600)	7884994	7884994	0.25000	0.282 31.49-	71.49	52.56
13.042	13.042 (2.685)	33762280	33762280	0.25000	0.254 198.60-	238.60	225.07
13.489	13.489 (2.777)	17185472	17185472	0.25000	0.257 88.76-	128.76	114.56
Average of Peak Amounts =				0.27			
-----							
\$ 33	DCB Decachlorobiphenyl #				CAS #: 2051-24-3		
15.189	15.189 (3.127)	17390515	17390515	0.01600	0.0163 80.00-	120.00	100.00
-----							

Data File: ze06055.d

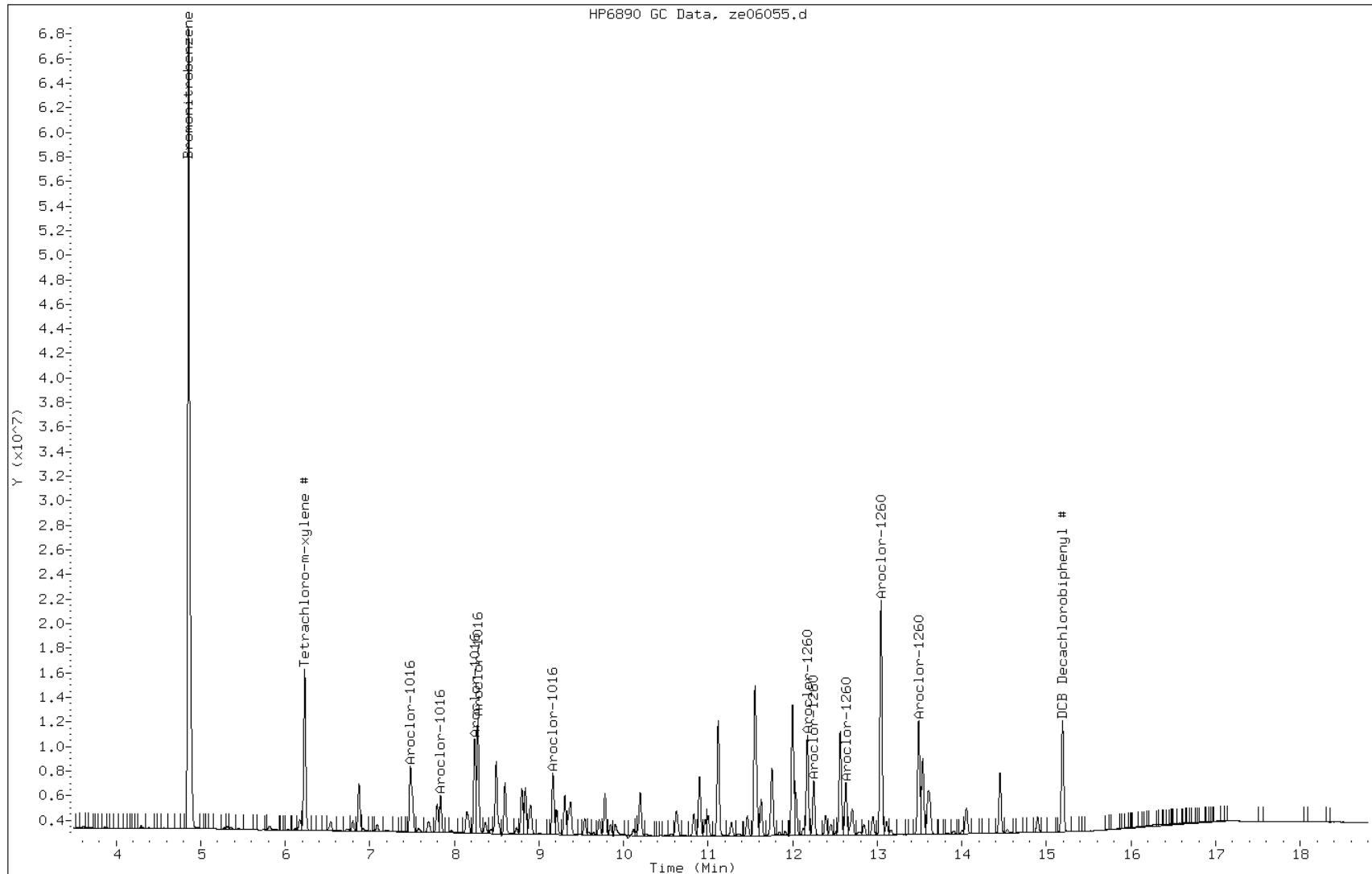
Date: 07-MAY-2013 11:38

Client ID:

Instrument: SGZECD1.i

Sample Info: CCV-2981131;16603~3Z050613

Operator:





FORM VII  
GC SEMI VOA CONTINUING CALIBRATION DATA

Lab Name: TestAmerica Savannah Job No.: 680-89791-4  
 SDG No.: 68089791-4  
 Lab Sample ID: CCVIS 680-275897/1 Calibration Date: 05/07/2013 11:38  
 Instrument ID: SGZ Calib Start Date: 05/04/2013 20:53  
 GC Column: CLP I ID: 0.32 (mm) Calib End Date: 05/04/2013 22:45  
 Lab File ID: ze06055.d Conc. Units: ug/L

ANALYTE	CURVE TYPE	AVE RRF	RRF	MIN RRF	CALC AMOUNT	SPIKE AMOUNT	%D	MAX %D
Tetrachloro-m-xylene	Ave	1.003	0.9032		14.5	16.0	-10.0	20.0
DCB Decachlorobiphenyl	LinF	0.8113	0.7475		16.3	16.0	1.7	20.0

FORM VII  
GC SEMI VOA CONTINUING CALIBRATION RETENTION TIME SUMMARY

Lab Name: TestAmerica Savannah Job No.: 680-89791-4  
 SDG No.: 68089791-4  
 Lab Sample ID: CCVIS 680-275897/1 Calibration Date: 05/07/2013 11:38  
 Instrument ID: SGZ Calib Start Date: 05/04/2013 20:53  
 GC Column: CLP I ID: 0.32 (mm) Calib End Date: 05/04/2013 22:45  
 Lab File ID: ze06055.d

Analyte	RT	RT WINDOW	
		FROM	TO
Tetrachloro-m-xylene	6.23	6.18	6.28
DCB Decachlorobiphenyl	15.19	15.14	15.24

TESTAMERICA SAVANNAH

8081/8082 PESTICIDE/PCB

Data file : /chem/SG/SGZECD1.i/3Z050613.b/ze06055.d  
 Lab Smp Id: CCVIS-2981131;16603  
 Inj Date : 07-MAY-2013 11:38  
 Operator : Inst ID: SGZECD1.i  
 Smp Info : CCV-2981131;16603~3Z050613  
 Misc Info :  
 Comment :  
 Method : /chem/SG/SGZECD1.i/3Z050613.b/z3-808182-e1.m  
 Meth Date : 08-May-2013 09:09 kellarj Quant Type: ISTD  
 Cal Date : 05-MAY-2013 05:27 Cal File: ze04043.d  
 Als bottle: 55 Continuing Calibration Sample  
 Dil Factor: 1.00000  
 Integrator: Falcon Compound Sublist: SG1660.sub  
 Target Version: 3.50 Sample Matrix: None  
 Processing Host: savchem3

AMOUNTS							
RT	EXP RT (REL RT)	RESPONSE	CAL-AMT (ug/mL)	ON-COL (ug/mL)	TARGET RANGE	RATIO	
==	=====	=====	=====	=====	=====	=====	
-----							
* 1	Bromonitrobenzene					CAS #:	
4.857	4.857 (1.000)	116320971	116320971	0.08000	0.0800 80.00-	120.00	100.00
-----							
\$ 3	Tetrachloro-m-xylene #					CAS #: 877-09-8	
6.231	6.231 (1.283)	21011709	21011709	0.01600	0.0145 80.00-	120.00	100.00
-----							
34	Aroclor-1016					CAS #: 12674-11-2	
7.481	7.481 (1.540)	12885333	12885333	0.25000	0.273 80.00-	120.00	100.00
7.837	7.837 (1.613)	4997232	4997232	0.25000	0.282 105.00-	145.00	38.78
8.241	8.241 (1.697)	12694969	12694969	0.25000	0.269 69.49-	109.49	98.52
8.277	8.277 (1.704)	16242283	16242283	0.25000	0.272 39.45-	79.45	126.05
9.166	9.166 (1.887)	8857054	8857054	0.25000	0.279 32.13-	72.13	68.74
Average of Peak Amounts =				0.275			
-----							
40	Aroclor-1260					CAS #: 11096-82-5	
12.174	12.174 (2.506)	15000654	15000654	0.25000	0.274 80.00-	120.00	100.00
12.249	12.249 (2.522)	8231441	8231441	0.25000	0.281 33.05-	73.05	54.87
12.629	12.629 (2.600)	7884994	7884994	0.25000	0.282 31.49-	71.49	52.56
13.042	13.042 (2.685)	33762280	33762280	0.25000	0.254 198.60-	238.60	225.07
13.489	13.489 (2.777)	17185472	17185472	0.25000	0.257 88.76-	128.76	114.56
Average of Peak Amounts =				0.27			
-----							
\$ 33	DCB Decachlorobiphenyl #					CAS #: 2051-24-3	
15.189	15.189 (3.127)	17390515	17390515	0.01600	0.0163 80.00-	120.00	100.00
-----							

Data File: ze06055.d

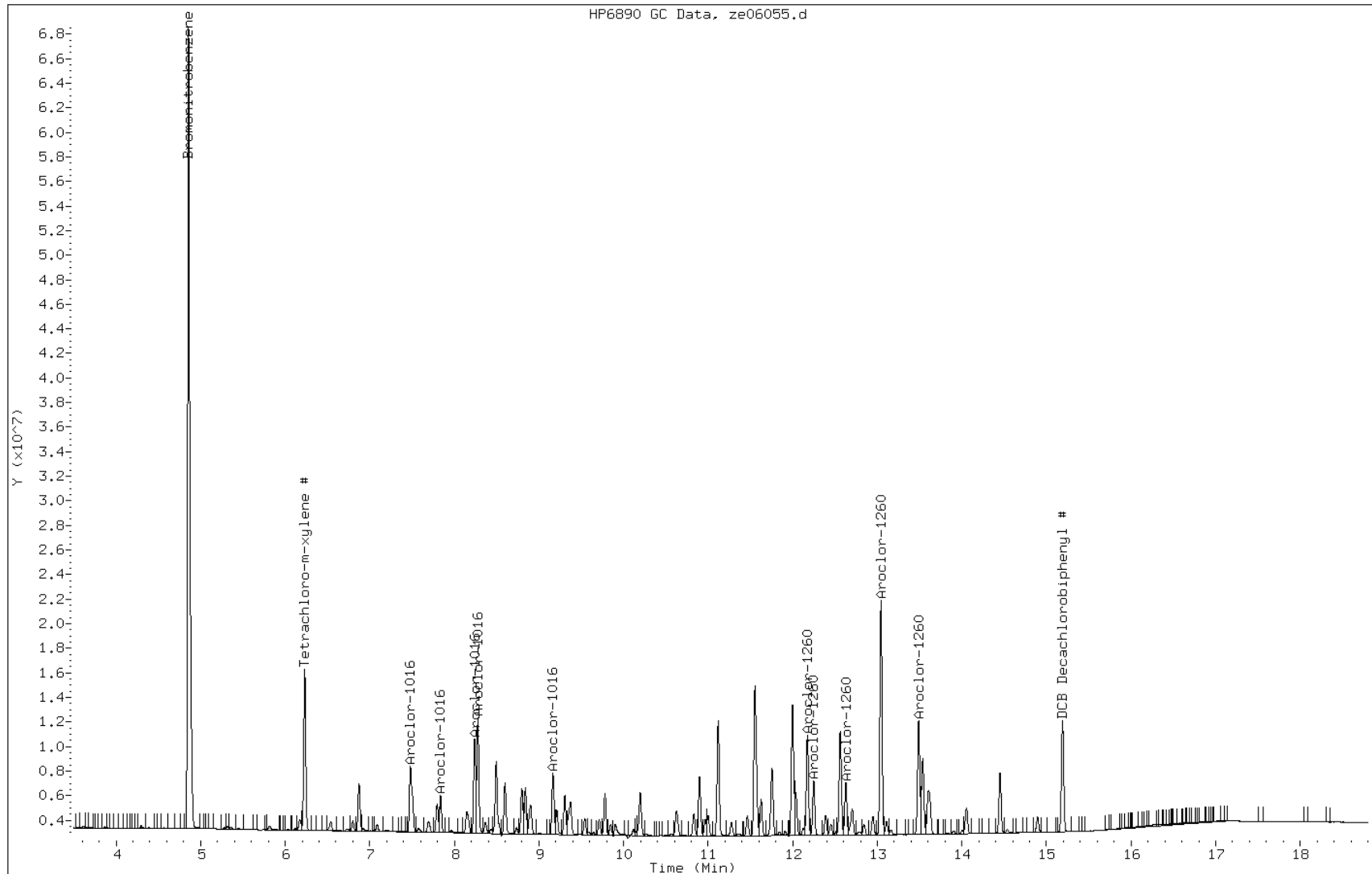
Date: 07-MAY-2013 11:38

Client ID:

Instrument: SGZECD1.i

Sample Info: CCV-2981131;16603~3Z050613

Operator:



FORM VII  
GC SEMI VOA CONTINUING CALIBRATION DATA

Lab Name: TestAmerica Savannah Job No.: 680-89791-4  
 SDG No.: 68089791-4  
 Lab Sample ID: CCVIS 680-275897/1 Calibration Date: 05/07/2013 11:38  
 Instrument ID: SGZ Calib Start Date: 05/04/2013 16:47  
 GC Column: CLP II ID: 0.32 (mm) Calib End Date: 05/04/2013 18:39  
 Lab File ID: ze06055.d Conc. Units: ug/L

ANALYTE	CURVE TYPE	AVE RRF	RRF	MIN RRF	CALC AMOUNT	SPIKE AMOUNT	%D	MAX %D
PCB-1016 Peak 1	Ave	0.0261	0.0264		252	250	0.9	20.0
PCB-1016 Peak 2	Ave	0.0385	0.0365		237	250	-5.2	20.0
PCB-1016 Peak 3	Ave	0.0490	0.0489		250	250	-0.2	20.0
PCB-1016 Peak 4	Ave	0.0333	0.0335		251	250	0.5	20.0
PCB-1016 Peak 5	Ave	0.0204	0.0204		250	250	-0.0	20.0
PCB-1260 Peak 1	Ave	0.0527	0.0533		253	250	1.1	20.0
PCB-1260 Peak 2	Ave	0.0277	0.0275		247	250	-1.0	20.0
PCB-1260 Peak 3	Ave	0.0536	0.0537		251	250	0.3	20.0
PCB-1260 Peak 4	Ave	0.0256	0.0258		252	250	0.9	20.0
PCB-1260 Peak 5	Ave	0.1250	0.1333		267	250	6.7	20.0

FORM VII  
GC SEMI VOA CONTINUING CALIBRATION RETENTION TIME SUMMARY

Lab Name: TestAmerica Savannah Job No.: 680-89791-4  
 SDG No.: 68089791-4  
 Lab Sample ID: CCVIS 680-275897/1 Calibration Date: 05/07/2013 11:38  
 Instrument ID: SGZ Calib Start Date: 05/04/2013 16:47  
 GC Column: CLP II ID: 0.32 (mm) Calib End Date: 05/04/2013 18:39  
 Lab File ID: ze06055.d

Analyte	RT	RT WINDOW	
		FROM	TO
PCB-1016 Peak 1	7.74	7.69	7.79
PCB-1016 Peak 2	8.48	8.43	8.53
PCB-1016 Peak 3	8.51	8.46	8.56
PCB-1016 Peak 4	8.72	8.67	8.77
PCB-1016 Peak 5	8.89	8.84	8.94
PCB-1260 Peak 1	12.52	12.47	12.57
PCB-1260 Peak 2	12.60	12.55	12.65
PCB-1260 Peak 3	12.98	12.93	13.03
PCB-1260 Peak 4	13.09	13.04	13.14
PCB-1260 Peak 5	13.37	13.32	13.42

TESTAMERICA SAVANNAH

8081/8082 PESTICIDE/PCB

Data file : /chem/SG/SGZECD2.i/3Z050613.b/ze06055.d  
Lab Smp Id: CCVIS-2981131;16603  
Inj Date : 07-MAY-2013 11:38  
Operator : Inst ID: SGZECD2.i  
Smp Info : CCV-2981131;16603~3Z050613  
Misc Info :  
Comment :  
Method : /chem/SG/SGZECD2.i/3Z050613.b/z3-808182-e2.m  
Meth Date : 08-May-2013 09:09 kellarj Quant Type: ISTD  
Cal Date : 05-MAY-2013 05:27 Cal File: ze04043.d  
Als bottle: 55 Continuing Calibration Sample  
Dil Factor: 1.00000  
Integrator: Falcon Compound Sublist: SG1660.sub  
Target Version: 3.50 Sample Matrix: None  
Processing Host: savchem3

AMOUNTS						
RT	EXP RT (REL RT)	RESPONSE	CAL-AMT (ug/mL)	ON-COL (ug/mL)	TARGET RANGE	RATIO
==	=====	=====	=====	=====	=====	=====
* 1	Bromonitrobenzene				CAS #: 108-91-3	
4.658	4.658 (1.000)	91484785	91484785	0.08000	0.0800 80.00- 120.00	100.00
-----						
\$ 3	Tetrachloro-m-xylene #				CAS #: 877-09-8	
6.216	6.216 (1.335)	17058149	17058149	0.01600	0.0146 80.00- 120.00	100.00
-----						
34	Aroclor-1016				CAS #: 12674-11-2	
7.745	7.745 (1.663)	7533355	7533355	0.25000	0.252 80.00- 120.00	100.00
8.478	8.478 (1.820)	10421212	10421212	0.25000	0.237 21.81- 61.81	138.33
8.508	8.508 (1.827)	13984652	13984652	0.25000	0.250 57.04- 97.04	185.64
8.725	8.725 (1.873)	9564183	9564183	0.25000	0.251 244.79- 284.79	126.96
8.891	8.891 (1.909)	5827628	5827628	0.25000	0.250 130.07- 170.07	77.36
Average of Peak Amounts =				0.248		
-----						
40	Aroclor-1260				CAS #: 11096-82-5	
12.518	12.518 (2.687)	15246624	15246624	0.25000	0.253 80.00- 120.00	100.00
12.603	12.603 (2.706)	7850898	7850898	0.25000	0.247 36.84- 76.84	51.49
12.980	12.980 (2.787)	15359817	15359817	0.25000	0.251 84.02- 124.02	100.74
13.091	13.091 (2.810)	7387161	7387161	0.25000	0.252 29.57- 69.57	48.45
13.366	13.366 (2.869)	38116531	38116531	0.25000	0.267 196.99- 236.99	250.00
Average of Peak Amounts =				0.254		
-----						
\$ 33	DCB Decachlorobiphenyl #				CAS #: 2051-24-3	
15.743	15.743 (3.380)	18297364	18297364	0.01600	0.0151 80.00- 120.00	100.00
-----						

Data File: ze06055.d

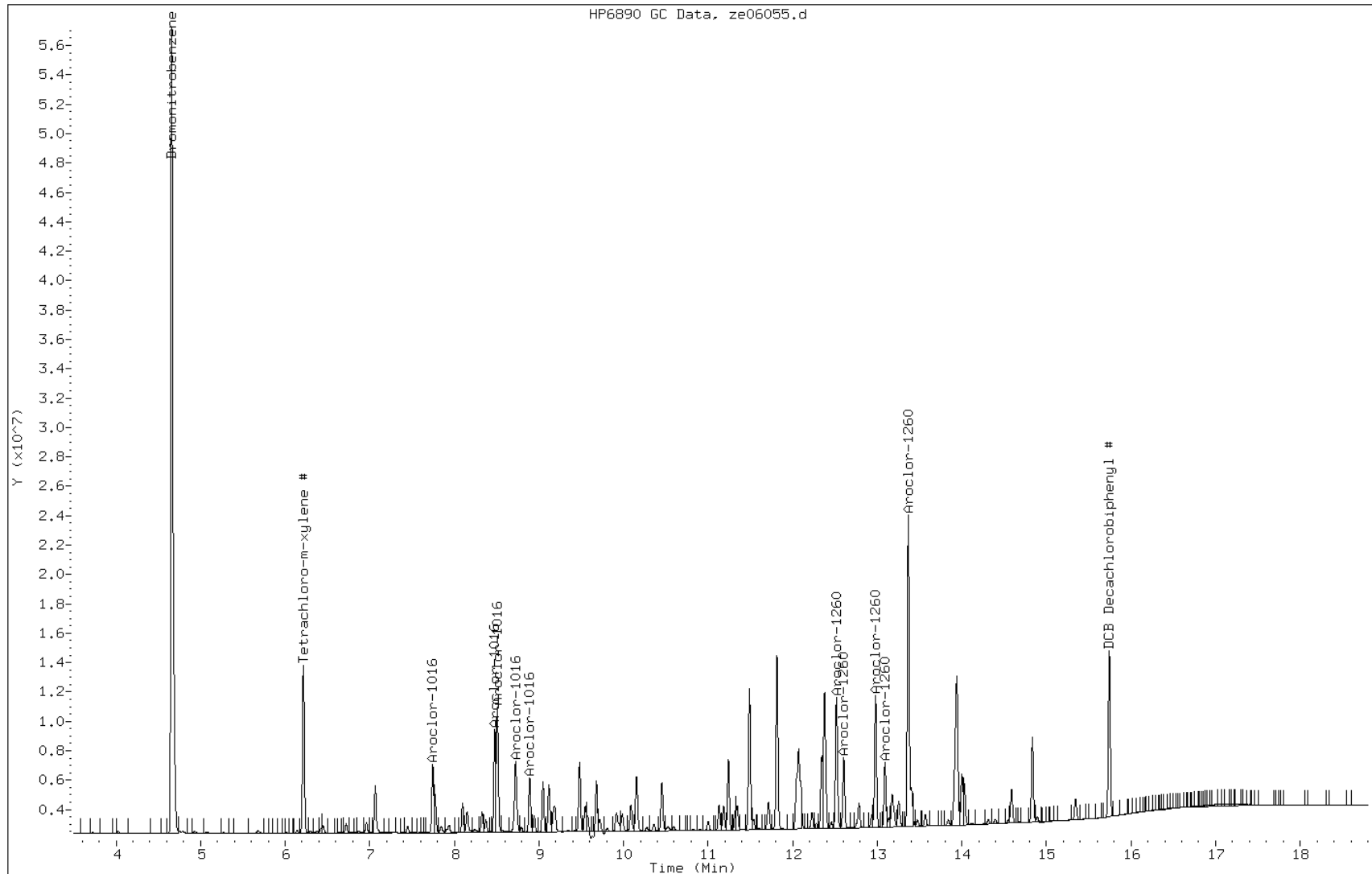
Date: 07-MAY-2013 11:38

Client ID:

Instrument: SGZECD2.i

Sample Info: CCV-2981131;16603~3Z050613

Operator:





FORM VII  
GC SEMI VOA CONTINUING CALIBRATION DATA

Lab Name: TestAmerica Savannah Job No.: 680-89791-4  
 SDG No.: 68089791-4  
 Lab Sample ID: CCVIS 680-275897/1 Calibration Date: 05/07/2013 11:38  
 Instrument ID: SGZ Calib Start Date: 05/04/2013 20:53  
 GC Column: CLP II ID: 0.32 (mm) Calib End Date: 05/04/2013 22:45  
 Lab File ID: ze06055.d Conc. Units: ug/L

ANALYTE	CURVE TYPE	AVE RRF	RRF	MIN RRF	CALC AMOUNT	SPIKE AMOUNT	%D	MAX %D
Tetrachloro-m-xylene	Ave	1.017	0.9323		14.6	16.0	-8.3	20.0
DCB Decachlorobiphenyl	Ave	1.071	1.000		15.1	16.0	-6.6	20.0

FORM VII  
GC SEMI VOA CONTINUING CALIBRATION RETENTION TIME SUMMARY

Lab Name: TestAmerica Savannah Job No.: 680-89791-4  
 SDG No.: 68089791-4  
 Lab Sample ID: CCVIS 680-275897/1 Calibration Date: 05/07/2013 11:38  
 Instrument ID: SGZ Calib Start Date: 05/04/2013 20:53  
 GC Column: CLP II ID: 0.32 (mm) Calib End Date: 05/04/2013 22:45  
 Lab File ID: ze06055.d

Analyte	RT	RT WINDOW	
		FROM	TO
Tetrachloro-m-xylene	6.22	6.17	6.27
DCB Decachlorobiphenyl	15.74	15.69	15.79

TESTAMERICA SAVANNAH

8081/8082 PESTICIDE/PCB

Data file : /chem/SG/SGZECD2.i/3Z050613.b/ze06055.d  
 Lab Smp Id: CCVIS-2981131;16603  
 Inj Date : 07-MAY-2013 11:38  
 Operator : Inst ID: SGZECD2.i  
 Smp Info : CCV-2981131;16603~3Z050613  
 Misc Info :  
 Comment :  
 Method : /chem/SG/SGZECD2.i/3Z050613.b/z3-808182-e2.m  
 Meth Date : 08-May-2013 09:09 kellarj Quant Type: ISTD  
 Cal Date : 05-MAY-2013 05:27 Cal File: ze04043.d  
 Als bottle: 55 Continuing Calibration Sample  
 Dil Factor: 1.00000  
 Integrator: Falcon Compound Sublist: SG1660.sub  
 Target Version: 3.50 Sample Matrix: None  
 Processing Host: savchem3

AMOUNTS						
RT	EXP RT (REL RT)	RESPONSE (ug/mL)	CAL-AMT (ug/mL)	ON-COL (ug/mL)	TARGET RANGE	RATIO
==	=====	=====	=====	=====	=====	=====
* 1 Bromonitrobenzene CAS #: 108-91-3						
4.658	4.658 (1.000)	91484785	91484785	0.08000	0.0800 80.00- 120.00	100.00
-----						
\$ 3 Tetrachloro-m-xylene # CAS #: 877-09-8						
6.216	6.216 (1.335)	17058149	17058149	0.01600	0.0146 80.00- 120.00	100.00
-----						
34 Aroclor-1016 CAS #: 12674-11-2						
7.745	7.745 (1.663)	7533355	7533355	0.25000	0.252 80.00- 120.00	100.00
8.478	8.478 (1.820)	10421212	10421212	0.25000	0.237 21.81- 61.81	138.33
8.508	8.508 (1.827)	13984652	13984652	0.25000	0.250 57.04- 97.04	185.64
8.725	8.725 (1.873)	9564183	9564183	0.25000	0.251 244.79- 284.79	126.96
8.891	8.891 (1.909)	5827628	5827628	0.25000	0.250 130.07- 170.07	77.36
Average of Peak Amounts =		0.248				
-----						
40 Aroclor-1260 CAS #: 11096-82-5						
12.518	12.518 (2.687)	15246624	15246624	0.25000	0.253 80.00- 120.00	100.00
12.603	12.603 (2.706)	7850898	7850898	0.25000	0.247 36.84- 76.84	51.49
12.980	12.980 (2.787)	15359817	15359817	0.25000	0.251 84.02- 124.02	100.74
13.091	13.091 (2.810)	7387161	7387161	0.25000	0.252 29.57- 69.57	48.45
13.366	13.366 (2.869)	38116531	38116531	0.25000	0.267 196.99- 236.99	250.00
Average of Peak Amounts =		0.254				
-----						
\$ 33 DCB Decachlorobiphenyl # CAS #: 2051-24-3						
15.743	15.743 (3.380)	18297364	18297364	0.01600	0.0151 80.00- 120.00	100.00
-----						

Data File: ze06055.d

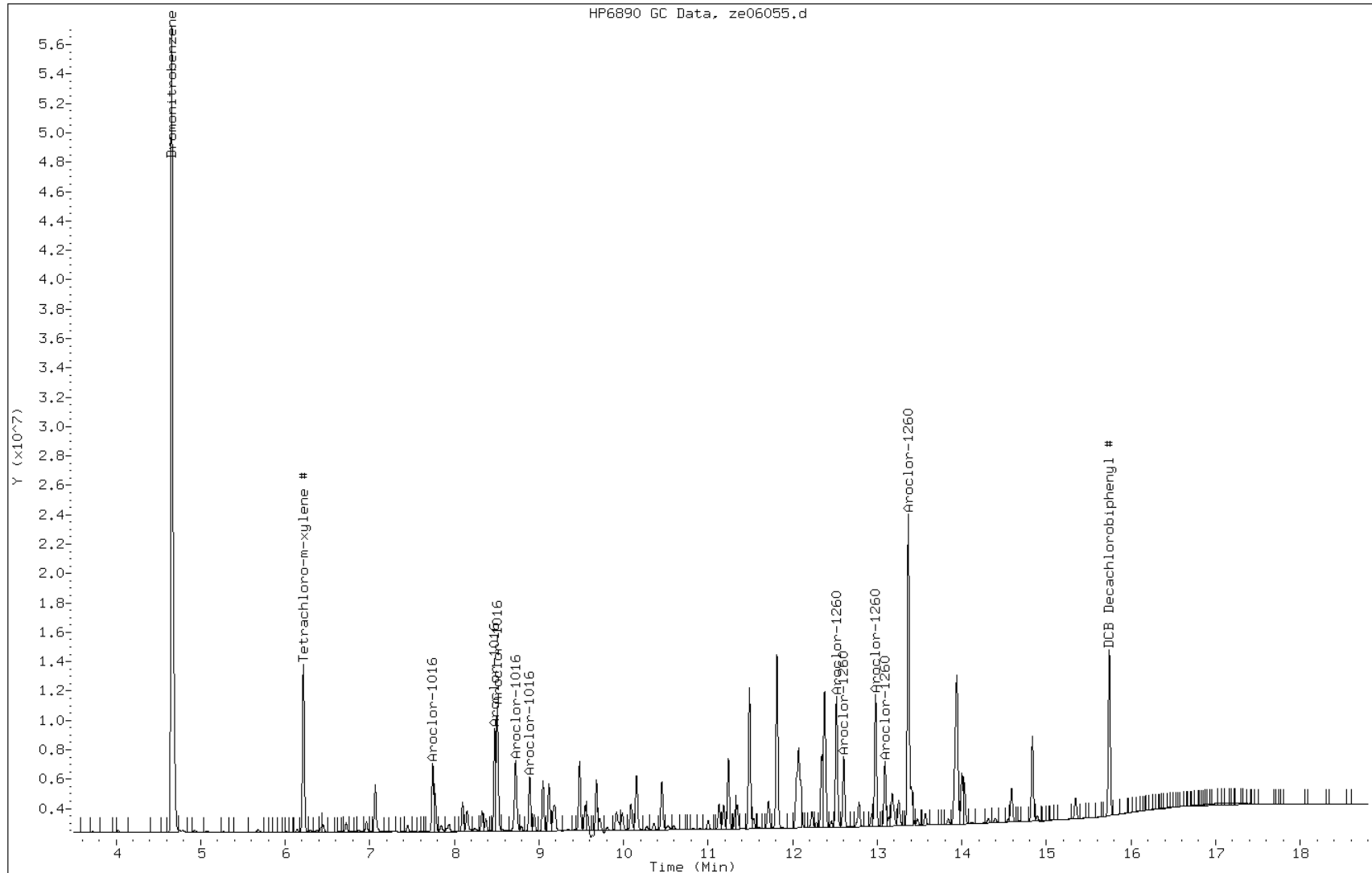
Date: 07-MAY-2013 11:38

Client ID:

Instrument: SGZECD2.i

Sample Info: CCV-2981131;16603~3Z050613

Operator:



FORM VII  
GC SEMI VOA CONTINUING CALIBRATION DATA

Lab Name: TestAmerica Savannah Job No.: 680-89791-4  
 SDG No.: 68089791-4  
 Lab Sample ID: CCV 680-275897/10 Calibration Date: 05/07/2013 19:51  
 Instrument ID: SGZ Calib Start Date: 05/04/2013 16:47  
 GC Column: CLP I ID: 0.32 (mm) Calib End Date: 05/04/2013 18:39  
 Lab File ID: ze06077.d Conc. Units: ug/L

ANALYTE	CURVE TYPE	AVE RRF	RRF	MIN RRF	CALC AMOUNT	SPIKE AMOUNT	%D	MAX %D
PCB-1016 Peak 1	LinF	0.0364	0.0342		526	500	5.1	20.0
PCB-1016 Peak 2	LinF	0.0141	0.0130		532	500	6.3	20.0
PCB-1016 Peak 3	LinF	0.0356	0.0327		504	500	0.8	20.0
PCB-1016 Peak 4	LinF	0.0446	0.0423		514	500	2.8	20.0
PCB-1016 Peak 5	LinF	0.0242	0.0231		530	500	6.0	20.0
PCB-1260 Peak 1	LinF	0.0411	0.0394		523	500	4.5	20.0
PCB-1260 Peak 2	LinF	0.0228	0.0213		529	500	5.8	20.0
PCB-1260 Peak 3	LinF	0.0212	0.0204		530	500	6.0	20.0
PCB-1260 Peak 4	LinF	0.0934	0.0924		505	500	1.0	20.0
PCB-1260 Peak 5	LinF	0.0476	0.0462		503	500	0.6	20.0

FORM VII  
GC SEMI VOA CONTINUING CALIBRATION RETENTION TIME SUMMARY

Lab Name: TestAmerica Savannah Job No.: 680-89791-4  
 SDG No.: 68089791-4  
 Lab Sample ID: CCV 680-275897/10 Calibration Date: 05/07/2013 19:51  
 Instrument ID: SGZ Calib Start Date: 05/04/2013 16:47  
 GC Column: CLP I ID: 0.32 (mm) Calib End Date: 05/04/2013 18:39  
 Lab File ID: ze06077.d

Analyte	RT	RT WINDOW	
		FROM	TO
PCB-1016 Peak 1	7.48	7.43	7.53
PCB-1016 Peak 2	7.84	7.79	7.89
PCB-1016 Peak 3	8.24	8.19	8.29
PCB-1016 Peak 4	8.28	8.23	8.33
PCB-1016 Peak 5	9.17	9.12	9.22
PCB-1260 Peak 1	12.17	12.12	12.22
PCB-1260 Peak 2	12.25	12.20	12.30
PCB-1260 Peak 3	12.63	12.58	12.68
PCB-1260 Peak 4	13.04	12.99	13.09
PCB-1260 Peak 5	13.49	13.44	13.54

TESTAMERICA SAVANNAH

8081/8082 PESTICIDE/PCB

Data file : /chem/SG/SGZECD1.i/4Z050613.b/ze06077.d  
 Lab Smp Id: CCV-2981129;16604  
 Inj Date : 07-MAY-2013 19:51  
 Operator : Inst ID: SGZECD1.i  
 Smp Info : CCV-2981129;16604~4Z050613~  
 Misc Info :  
 Comment :  
 Method : /chem/SG/SGZECD1.i/2Z050613.b/z3-808182-e1.m  
 Meth Date : 08-May-2013 08:59 kellarj Quant Type: ISTD  
 Cal Date : 05-MAY-2013 05:27 Cal File: ze04043.d  
 Als bottle: 77 Continuing Calibration Sample  
 Dil Factor: 1.00000  
 Integrator: Falcon Compound Sublist: SG1660.sub  
 Target Version: 3.50 Sample Matrix: None  
 Processing Host: savchem3

AMOUNTS							
RT	EXP RT	(REL RT)	RESPONSE	CAL-AMT	ON-COL	TARGET RANGE	RATIO
==	=====	=====	=====	=====	=====	=====	=====
-----							
* 1	Bromonitrobenzene		CAS #: 108-91-3				
4.858	4.858	(1.000)	120650160	120650160	0.08000	0.0800 80.00- 120.00	100.00
-----							
\$ 3	Tetrachloro-m-xylene #		CAS #: 877-09-8				
6.232	6.232	(1.283)	47643386	47643386	0.03200	0.0318 80.00- 120.00	100.00
-----							
34	Aroclor-1016		CAS #: 12674-11-2				
7.482	7.482	(1.540)	25749794	25749794	0.50000	0.526 80.00- 120.00	100.00
7.838	7.838	(1.613)	9778380	9778380	0.50000	0.532 105.00- 145.00	37.97
8.240	8.240	(1.696)	24681936	24681936	0.50000	0.504 69.49- 109.49	95.85
8.278	8.278	(1.704)	31895964	31895964	0.50000	0.514 39.45- 79.45	123.87
9.167	9.167	(1.887)	17445986	17445986	0.50000	0.530 32.13- 72.13	67.75
Average of Peak Amounts =			0.521				
-----							
40	Aroclor-1260		CAS #: 11096-82-5				
12.173	12.173	(2.506)	29719697	29719697	0.50000	0.523 80.00- 120.00	100.00
12.250	12.250	(2.521)	16066638	16066638	0.50000	0.529 33.05- 73.05	54.06
12.630	12.630	(2.600)	15359819	15359819	0.50000	0.530 31.49- 71.49	51.68
13.045	13.045	(2.685)	69709061	69709061	0.50000	0.505 198.60- 238.60	234.56
13.492	13.492	(2.777)	34835650	34835650	0.50000	0.503 88.76- 128.76	117.21
Average of Peak Amounts =			0.518				
-----							
\$ 33	DCB Decachlorobiphenyl #		CAS #: 2051-24-3				
15.192	15.192	(3.127)	36708117	36708117	0.03200	0.0331 80.00- 120.00	100.00
-----							

Data File: ze06077.d

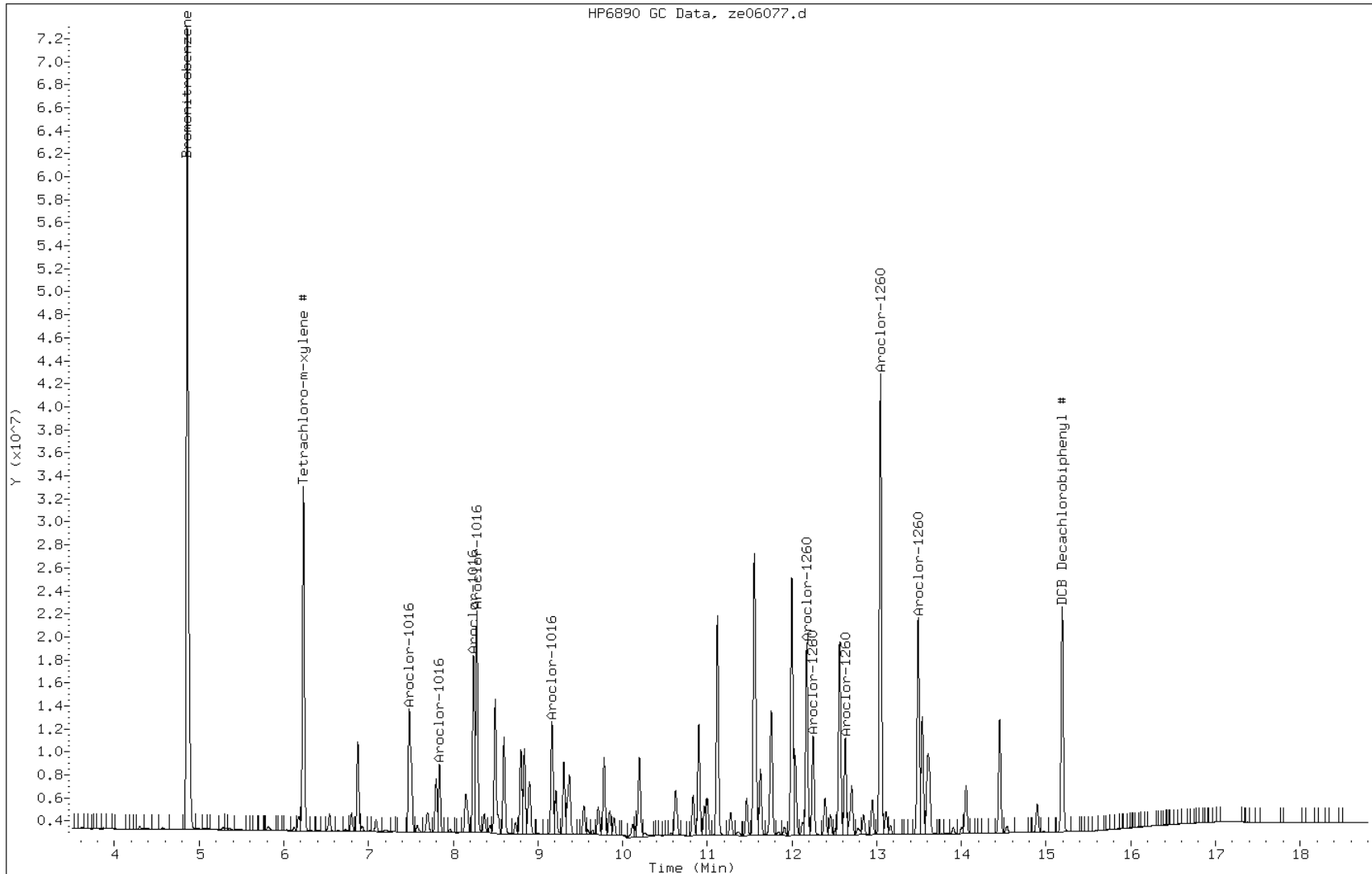
Date: 07-MAY-2013 19:51

Client ID:

Instrument: SGZECD1.i

Sample Info: CCV-2981129;16604~4Z050613~

Operator:





FORM VII  
GC SEMI VOA CONTINUING CALIBRATION DATA

Lab Name: TestAmerica Savannah Job No.: 680-89791-4  
 SDG No.: 68089791-4  
 Lab Sample ID: CCV 680-275897/10 Calibration Date: 05/07/2013 19:51  
 Instrument ID: SGZ Calib Start Date: 05/04/2013 20:53  
 GC Column: CLP I ID: 0.32 (mm) Calib End Date: 05/04/2013 22:45  
 Lab File ID: ze06077.d Conc. Units: ug/L

ANALYTE	CURVE TYPE	AVE RRF	RRF	MIN RRF	CALC AMOUNT	SPIKE AMOUNT	%D	MAX %D
Tetrachloro-m-xylene	Ave	1.003	0.9872		31.8	32.0	-1.6	20.0
DCB Decachlorobiphenyl	LinF	0.8113	0.7606		33.1	32.0	3.4	20.0

FORM VII  
GC SEMI VOA CONTINUING CALIBRATION RETENTION TIME SUMMARY

Lab Name: TestAmerica Savannah Job No.: 680-89791-4  
 SDG No.: 68089791-4  
 Lab Sample ID: CCV 680-275897/10 Calibration Date: 05/07/2013 19:51  
 Instrument ID: SGZ Calib Start Date: 05/04/2013 20:53  
 GC Column: CLP I ID: 0.32 (mm) Calib End Date: 05/04/2013 22:45  
 Lab File ID: ze06077.d

Analyte	RT	RT WINDOW	
		FROM	TO
Tetrachloro-m-xylene	6.23	6.18	6.28
DCB Decachlorobiphenyl	15.19	15.14	15.24

TESTAMERICA SAVANNAH

8081/8082 PESTICIDE/PCB

Data file : /chem/SG/SGZECD1.i/4Z050613.b/ze06077.d  
 Lab Smp Id: CCV-2981129;16604  
 Inj Date : 07-MAY-2013 19:51  
 Operator : Inst ID: SGZECD1.i  
 Smp Info : CCV-2981129;16604~4Z050613~  
 Misc Info :  
 Comment :  
 Method : /chem/SG/SGZECD1.i/2Z050613.b/z3-808182-e1.m  
 Meth Date : 08-May-2013 08:59 kellarj Quant Type: ISTD  
 Cal Date : 05-MAY-2013 05:27 Cal File: ze04043.d  
 Als bottle: 77 Continuing Calibration Sample  
 Dil Factor: 1.00000  
 Integrator: Falcon Compound Sublist: SG1660.sub  
 Target Version: 3.50 Sample Matrix: None  
 Processing Host: savchem3

AMOUNTS							
RT	EXP RT	(REL RT)	RESPONSE	CAL-AMT	ON-COL	TARGET RANGE	RATIO
==	=====	=====	=====	=====	=====	=====	=====
-----							
* 1	Bromonitrobenzene		CAS #: 108-91-8				
4.858	4.858	(1.000)	120650160	120650160	0.08000	0.0800 80.00- 120.00	100.00
-----							
\$ 3	Tetrachloro-m-xylene #		CAS #: 877-09-8				
6.232	6.232	(1.283)	47643386	47643386	0.03200	0.0318 80.00- 120.00	100.00
-----							
34	Aroclor-1016		CAS #: 12674-11-2				
7.482	7.482	(1.540)	25749794	25749794	0.50000	0.526 80.00- 120.00	100.00
7.838	7.838	(1.613)	9778380	9778380	0.50000	0.532 105.00- 145.00	37.97
8.240	8.240	(1.696)	24681936	24681936	0.50000	0.504 69.49- 109.49	95.85
8.278	8.278	(1.704)	31895964	31895964	0.50000	0.514 39.45- 79.45	123.87
9.167	9.167	(1.887)	17445986	17445986	0.50000	0.530 32.13- 72.13	67.75
Average of Peak Amounts =			0.521				
-----							
40	Aroclor-1260		CAS #: 11096-82-5				
12.173	12.173	(2.506)	29719697	29719697	0.50000	0.523 80.00- 120.00	100.00
12.250	12.250	(2.521)	16066638	16066638	0.50000	0.529 33.05- 73.05	54.06
12.630	12.630	(2.600)	15359819	15359819	0.50000	0.530 31.49- 71.49	51.68
13.045	13.045	(2.685)	69709061	69709061	0.50000	0.505 198.60- 238.60	234.56
13.492	13.492	(2.777)	34835650	34835650	0.50000	0.503 88.76- 128.76	117.21
Average of Peak Amounts =			0.518				
-----							
\$ 33	DCB Decachlorobiphenyl #		CAS #: 2051-24-3				
15.192	15.192	(3.127)	36708117	36708117	0.03200	0.0331 80.00- 120.00	100.00
-----							

Data File: ze06077.d

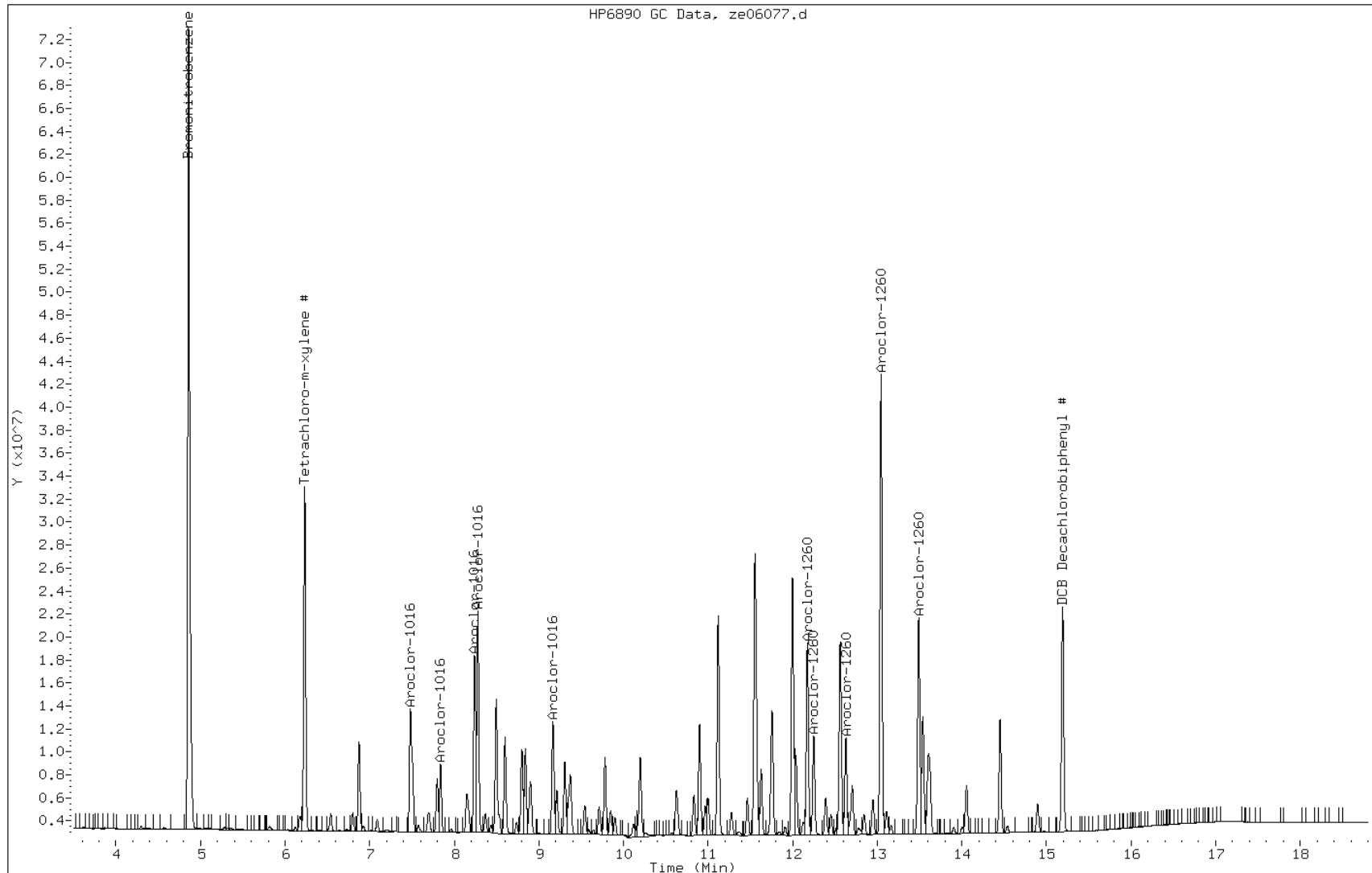
Date: 07-MAY-2013 19:51

Client ID:

Instrument: SGZECD1.i

Sample Info: CCV-2981129;16604~4Z050613~

Operator:



FORM VII  
GC SEMI VOA CONTINUING CALIBRATION DATA

Lab Name: TestAmerica Savannah Job No.: 680-89791-4  
 SDG No.: 68089791-4  
 Lab Sample ID: CCV 680-275897/10 Calibration Date: 05/07/2013 19:51  
 Instrument ID: SGZ Calib Start Date: 05/04/2013 16:47  
 GC Column: CLP II ID: 0.32 (mm) Calib End Date: 05/04/2013 18:39  
 Lab File ID: ze06077.d Conc. Units: ug/L

ANALYTE	CURVE TYPE	AVE RRF	RRF	MIN RRF	CALC AMOUNT	SPIKE AMOUNT	%D	MAX %D
PCB-1016 Peak 1	Ave	0.0261	0.0251		481	500	-3.9	20.0
PCB-1016 Peak 2	Ave	0.0385	0.0375		487	500	-2.5	20.0
PCB-1016 Peak 3	Ave	0.0490	0.0499		509	500	1.9	20.0
PCB-1016 Peak 4	Ave	0.0333	0.0348		523	500	4.5	20.0
PCB-1016 Peak 5	Ave	0.0204	0.0221		542	500	8.4	20.0
PCB-1260 Peak 1	Ave	0.0527	0.0534		506	500	1.2	20.0
PCB-1260 Peak 2	Ave	0.0277	0.0274		493	500	-1.4	20.0
PCB-1260 Peak 3	Ave	0.0536	0.0536		500	500	0.0	20.0
PCB-1260 Peak 4	Ave	0.0256	0.0255		497	500	-0.5	20.0
PCB-1260 Peak 5	Ave	0.1250	0.1324		530	500	6.0	20.0

FORM VII  
GC SEMI VOA CONTINUING CALIBRATION RETENTION TIME SUMMARY

Lab Name: TestAmerica Savannah Job No.: 680-89791-4  
 SDG No.: 68089791-4  
 Lab Sample ID: CCV 680-275897/10 Calibration Date: 05/07/2013 19:51  
 Instrument ID: SGZ Calib Start Date: 05/04/2013 16:47  
 GC Column: CLP II ID: 0.32 (mm) Calib End Date: 05/04/2013 18:39  
 Lab File ID: ze06077.d

Analyte	RT	RT WINDOW	
		FROM	TO
PCB-1016 Peak 1	7.75	7.70	7.80
PCB-1016 Peak 2	8.48	8.43	8.53
PCB-1016 Peak 3	8.51	8.46	8.56
PCB-1016 Peak 4	8.72	8.67	8.77
PCB-1016 Peak 5	8.89	8.84	8.94
PCB-1260 Peak 1	12.52	12.47	12.57
PCB-1260 Peak 2	12.61	12.56	12.66
PCB-1260 Peak 3	12.98	12.93	13.03
PCB-1260 Peak 4	13.09	13.04	13.14
PCB-1260 Peak 5	13.37	13.32	13.42

TESTAMERICA SAVANNAH

8081/8082 PESTICIDE/PCB

Data file : /chem/SG/SGZECD2.i/4Z050613.b/ze06077.d  
Lab Smp Id: CCV-2981129;16604  
Inj Date : 07-MAY-2013 19:51  
Operator : Inst ID: SGZECD2.i  
Smp Info : CCV-2981129;16604~4Z050613~  
Misc Info :  
Comment :  
Method : /chem/SG/SGZECD2.i/4Z050613.b/z3-808182-e2.m  
Meth Date : 08-May-2013 08:58 kellarj Quant Type: ISTD  
Cal Date : 05-MAY-2013 05:27 Cal File: ze04043.d  
Als bottle: 77 Continuing Calibration Sample  
Dil Factor: 1.00000  
Integrator: Falcon Compound Sublist: SG1660.sub  
Target Version: 3.50 Sample Matrix: None  
Processing Host: savchem3

AMOUNTS							
RT	EXP RT	(REL RT)	RESPONSE	CAL-AMT	ON-COL	TARGET RANGE	RATIO
==	=====	=====	=====	=====	=====	=====	=====
-----							
*	1	Bromonitrobenzene			CAS #:		
4.661	4.661	(1.000)	94436896	94436896	0.08000	0.0800 80.00- 120.00	100.00
-----							
\$	3	Tetrachloro-m-xylene #			CAS #: 877-09-8		
6.217	6.217	(1.334)	38712841	38712841	0.03200	0.0321 80.00- 120.00	100.00
-----							
	34	Aroclor-1016			CAS #: 12674-11-2		
7.746	7.746	(1.662)	14818272	14818272	0.50000	0.480 80.00- 120.00	100.00
8.479	8.479	(1.819)	22127607	22127607	0.50000	0.487 21.81- 61.81	149.33
8.511	8.511	(1.826)	29458301	29458301	0.50000	0.509 57.04- 97.04	198.80
8.724	8.724	(1.872)	20538121	20538121	0.50000	0.523 244.79- 284.79	138.60
8.892	8.892	(1.908)	13052880	13052880	0.50000	0.542 130.07- 170.07	88.09
Average of Peak Amounts =			0.508				
-----							
	40	Aroclor-1260			CAS #: 11096-82-5		
12.519	12.519	(2.686)	31489584	31489584	0.50000	0.506 80.00- 120.00	100.00
12.606	12.606	(2.705)	16141941	16141941	0.50000	0.493 36.84- 76.84	51.26
12.982	12.982	(2.785)	31651226	31651226	0.50000	0.500 84.02- 124.02	100.51
13.092	13.092	(2.809)	15039236	15039236	0.50000	0.497 29.57- 69.57	47.76
13.369	13.369	(2.868)	78159160	78159160	0.50000	0.530 196.99- 236.99	248.21
Average of Peak Amounts =			0.505				
-----							
\$	33	DCB Decachlorobiphenyl #			CAS #: 2051-24-3		
15.744	15.744	(3.378)	39949471	39949471	0.03200	0.0320 80.00- 120.00	100.00
-----							

Data File: ze06077.d

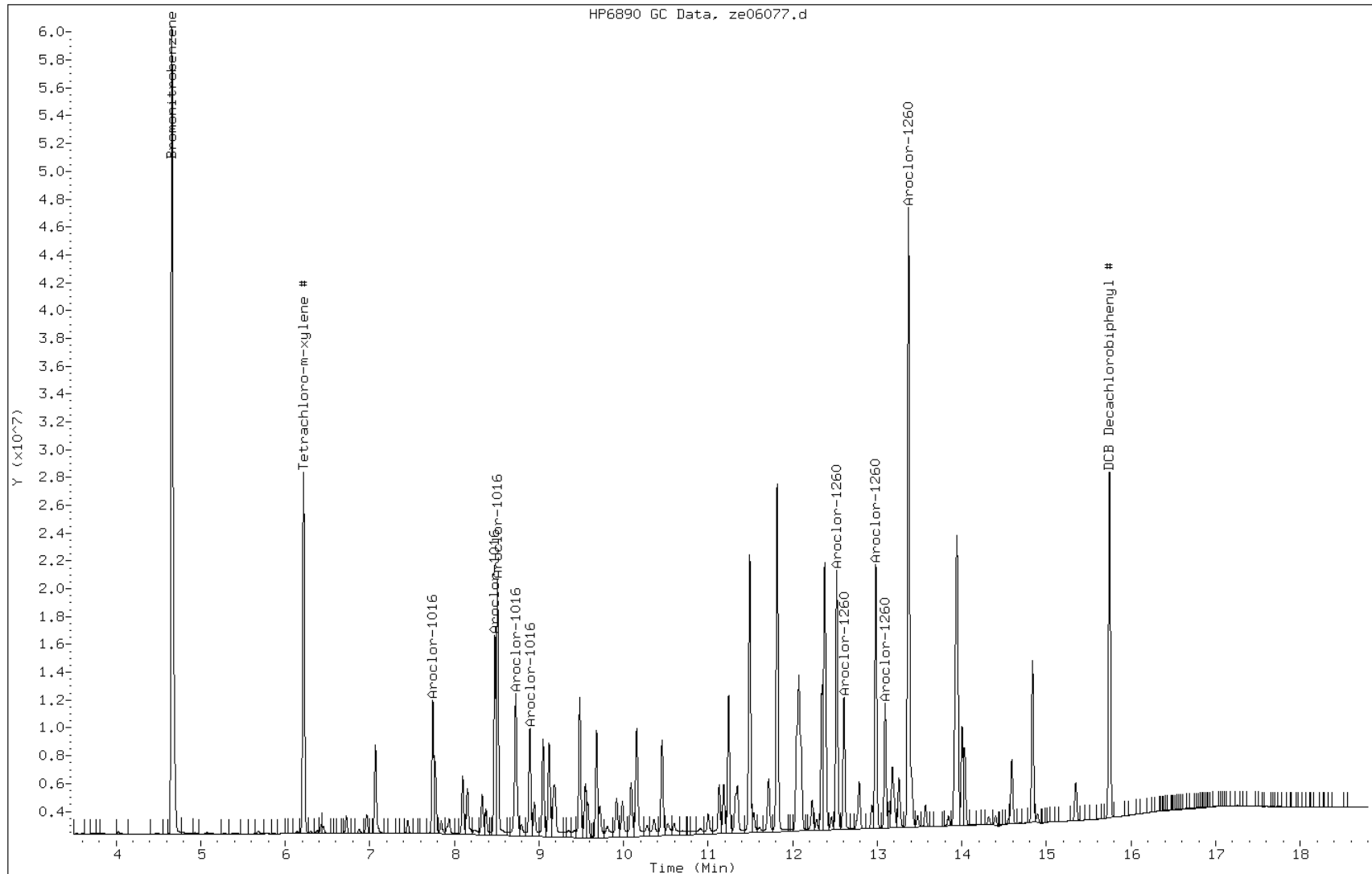
Date: 07-MAY-2013 19:51

Client ID:

Instrument: SGZECD2.i

Sample Info: CCV-2981129;16604~4Z050613~

Operator:





FORM VII  
GC SEMI VOA CONTINUING CALIBRATION DATA

Lab Name: TestAmerica Savannah Job No.: 680-89791-4  
 SDG No.: 68089791-4  
 Lab Sample ID: CCV 680-275897/10 Calibration Date: 05/07/2013 19:51  
 Instrument ID: SGZ Calib Start Date: 05/04/2013 20:53  
 GC Column: CLP II ID: 0.32 (mm) Calib End Date: 05/04/2013 22:45  
 Lab File ID: ze06077.d Conc. Units: ug/L

ANALYTE	CURVE TYPE	AVE RRF	RRF	MIN RRF	CALC AMOUNT	SPIKE AMOUNT	%D	MAX %D
Tetrachloro-m-xylene	Ave	1.017	1.025		32.1	32.0	0.8	20.0
DCB Decachlorobiphenyl	Ave	1.071	1.058		32.0	32.0	-1.2	20.0

FORM VII  
GC SEMI VOA CONTINUING CALIBRATION RETENTION TIME SUMMARY

Lab Name: TestAmerica Savannah Job No.: 680-89791-4  
 SDG No.: 68089791-4  
 Lab Sample ID: CCV 680-275897/10 Calibration Date: 05/07/2013 19:51  
 Instrument ID: SGZ Calib Start Date: 05/04/2013 20:53  
 GC Column: CLP II ID: 0.32 (mm) Calib End Date: 05/04/2013 22:45  
 Lab File ID: ze06077.d

Analyte	RT	RT WINDOW	
		FROM	TO
Tetrachloro-m-xylene	6.22	6.17	6.27
DCB Decachlorobiphenyl	15.74	15.69	15.79

TESTAMERICA SAVANNAH

8081/8082 PESTICIDE/PCB

Data file : /chem/SG/SGZECD2.i/4Z050613.b/ze06077.d  
 Lab Smp Id: CCV-2981129;16604  
 Inj Date : 07-MAY-2013 19:51  
 Operator : Inst ID: SGZECD2.i  
 Smp Info : CCV-2981129;16604~4Z050613~  
 Misc Info :  
 Comment :  
 Method : /chem/SG/SGZECD2.i/4Z050613.b/z3-808182-e2.m  
 Meth Date : 08-May-2013 08:58 kellarj Quant Type: ISTD  
 Cal Date : 05-MAY-2013 05:27 Cal File: ze04043.d  
 Als bottle: 77 Continuing Calibration Sample  
 Dil Factor: 1.00000  
 Integrator: Falcon Compound Sublist: SG1660.sub  
 Target Version: 3.50 Sample Matrix: None  
 Processing Host: savchem3

AMOUNTS							
RT	EXP RT	(REL RT)	RESPONSE	CAL-AMT (ug/mL)	ON-COL (ug/mL)	TARGET RANGE	RATIO
==	=====	=====	=====	=====	=====	=====	=====
-----							
* 1	Bromonitrobenzene		CAS #: 108-91-3				
4.661	4.661	(1.000)	94436896	94436896	0.08000	0.0800 80.00- 120.00	100.00
-----							
\$ 3	Tetrachloro-m-xylene #		CAS #: 877-09-8				
6.217	6.217	(1.334)	38712841	38712841	0.03200	0.0321 80.00- 120.00	100.00
-----							
34	Aroclor-1016		CAS #: 12674-11-2				
7.746	7.746	(1.662)	14818272	14818272	0.50000	0.480 80.00- 120.00	100.00
8.479	8.479	(1.819)	22127607	22127607	0.50000	0.487 21.81- 61.81	149.33
8.511	8.511	(1.826)	29458301	29458301	0.50000	0.509 57.04- 97.04	198.80
8.724	8.724	(1.872)	20538121	20538121	0.50000	0.523 244.79- 284.79	138.60
8.892	8.892	(1.908)	13052880	13052880	0.50000	0.542 130.07- 170.07	88.09
Average of Peak Amounts =			0.508				
-----							
40	Aroclor-1260		CAS #: 11096-82-5				
12.519	12.519	(2.686)	31489584	31489584	0.50000	0.506 80.00- 120.00	100.00
12.606	12.606	(2.705)	16141941	16141941	0.50000	0.493 36.84- 76.84	51.26
12.982	12.982	(2.785)	31651226	31651226	0.50000	0.500 84.02- 124.02	100.51
13.092	13.092	(2.809)	15039236	15039236	0.50000	0.497 29.57- 69.57	47.76
13.369	13.369	(2.868)	78159160	78159160	0.50000	0.530 196.99- 236.99	248.21
Average of Peak Amounts =			0.505				
-----							
\$ 33	DCB Decachlorobiphenyl #		CAS #: 2051-24-3				
15.744	15.744	(3.378)	39949471	39949471	0.03200	0.0320 80.00- 120.00	100.00
-----							

Data File: ze06077.d

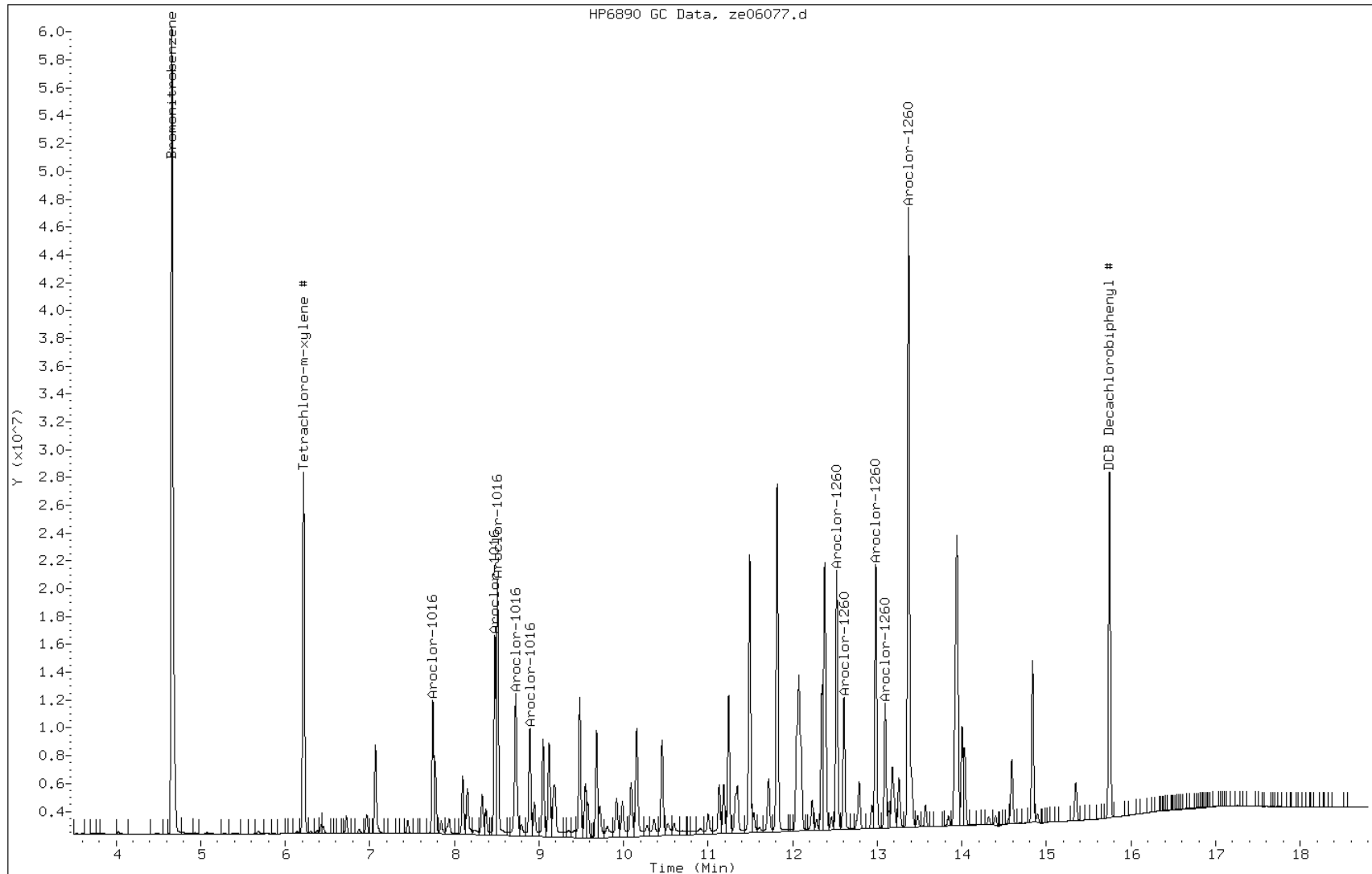
Date: 07-MAY-2013 19:51

Client ID:

Instrument: SGZECD2.i

Sample Info: CCV-2981129;16604~4Z050613~

Operator:



FORM I  
GC SEMI VOA ORGANICS ANALYSIS DATA SHEET

Lab Name: TestAmerica Savannah Job No.: 680-89791-4  
 SDG No.: 68089791-4  
 Client Sample ID: \_\_\_\_\_ Lab Sample ID: MB 680-275119/10-A  
 Matrix: Solid Lab File ID: ze06063.d  
 Analysis Method: 8081B/8082A Date Collected: \_\_\_\_\_  
 Extraction Method: 3546 Date Extracted: 05/01/2013 17:35  
 Sample wt/vol: 15.06(g) Date Analyzed: 05/07/2013 14:37  
 Con. Extract Vol.: 5(mL) Dilution Factor: 1  
 Injection Volume: 2(uL) GC Column: CLP I ID: 0.32 (mm)  
 % Moisture: \_\_\_\_\_ GPC Cleanup: (Y/N) N  
 Analysis Batch No.: 275897 Units: ug/Kg

CAS NO.	COMPOUND NAME	RESULT	Q	RL	MDL
12674-11-2	PCB-1016	33	U	33	2.9
11104-28-2	PCB-1221	67	U	67	4.8
11141-16-5	PCB-1232	33	U	33	3.3
53469-21-9	PCB-1242	33	U	33	2.8
12672-29-6	PCB-1248	33	U	33	7.2
11097-69-1	PCB-1254	33	U	33	2.3
11096-82-5	PCB-1260	33	U	33	6.7

CAS NO.	SURROGATE	%REC	Q	LIMITS
2051-24-3	DCB Decachlorobiphenyl	99		54-133
877-09-8	Tetrachloro-m-xylene	90		46-130

TESTAMERICA SAVANNAH

8081/8082 PESTICIDE/PCB

Data file : /chem/SG/SGZECD1.i/3Z050613.b/ze06063.d  
 Lab Smp Id: MB 680-275119/10-A  
 Inj Date : 07-MAY-2013 14:37  
 Operator : Inst ID: SGZECD1.i  
 Smp Info : MB 680-275119/10-A~3Z050613  
 Misc Info :  
 Comment :  
 Method : /chem/SG/SGZECD1.i/3Z050613.b/z3-808182-e1.m  
 Meth Date : 08-May-2013 09:03 kellarj Quant Type: ISTD  
 Cal Date : 05-MAY-2013 05:27 Cal File: ze04043.d  
 Als bottle: 63  
 Dil Factor: 1.00000  
 Integrator: Falcon Compound Sublist: pcb.sub  
 Target Version: 3.50 Sample Matrix: SOIL  
 Processing Host: savchem3

Concentration Formula: Amt \* DF \* Vt/Ws \* 100/(100 - M) \* A \* E \* CpndVariable

Name	Value	Description
DF	1.00000	Dilution Factor
Vt	5.00000	Volume of final extract
Ws	15.00000	Weight of sample extract
M	0.00000	% Moisture
A	1000.00000	g to kg conversion
E	1.00000	ug to mg conversion (1 if no conversion)

Cpnd Variable Local Compound Variable

CONCENTRATIONS						
		ON-COL	FINAL			
RT	EXP RT (REL RT)	RESPONSE (ug/mL)	(ug/kg)	TARGET	RANGE	RATIO
==	=====	=====	=====	=====	=====	=====
* 1	Bromonitrobenzene			CAS #:		
4.857	4.856 (1.000)	124236756	124236756	0.08000	0.0800 80.00- 120.00	100.00
-----						
\$ 3	Tetrachloro-m-xylene #			CAS #: 877-09-8		
6.231	6.230 (1.283)	69232555	69232555	0.04488	15.0 80.00- 120.00	100.00
-----						
\$ 33	DCB Decachlorobiphenyl #			CAS #: 2051-24-3		
15.191	15.192 (3.127)	56781819	56781819	0.04973	16.6 80.00- 120.00	100.00
-----						

Data File: ze06063.d

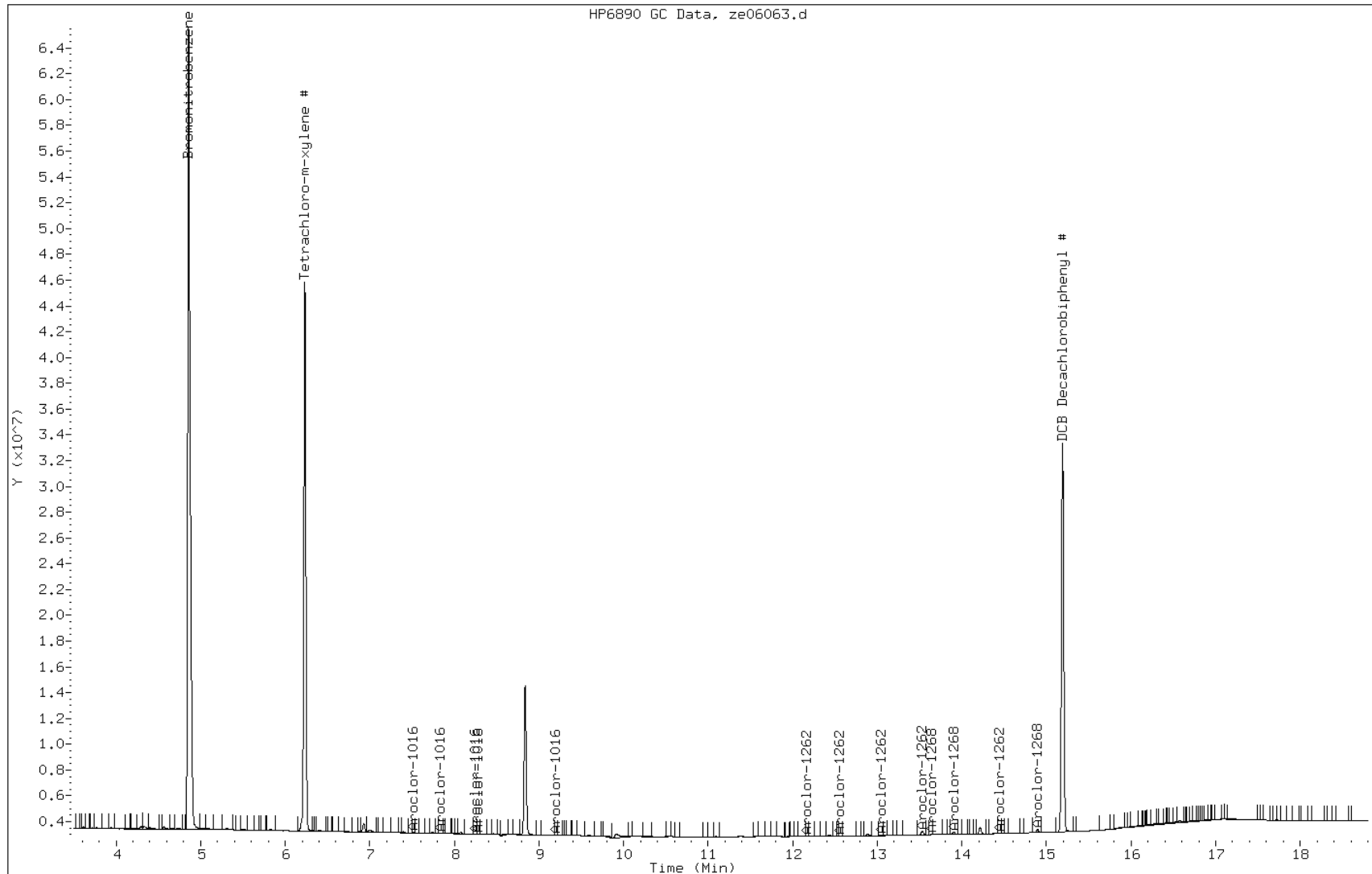
Date: 07-MAY-2013 14:37

Client ID:

Instrument: SGZECD1.i

Sample Info: MB 680-275119/10-A~3Z050613

Operator:



FORM I  
GC SEMI VOA ORGANICS ANALYSIS DATA SHEET

Lab Name: TestAmerica Savannah Job No.: 680-89791-4  
 SDG No.: 68089791-4  
 Client Sample ID: \_\_\_\_\_ Lab Sample ID: MB 680-275119/10-A  
 Matrix: Solid Lab File ID: ze06063.d  
 Analysis Method: 8081B/8082A Date Collected: \_\_\_\_\_  
 Extraction Method: 3546 Date Extracted: 05/01/2013 17:35  
 Sample wt/vol: 15.06(g) Date Analyzed: 05/07/2013 14:37  
 Con. Extract Vol.: 5(mL) Dilution Factor: 1  
 Injection Volume: 2(uL) GC Column: CLP II ID: 0.32(mm)  
 % Moisture: \_\_\_\_\_ GPC Cleanup: (Y/N) N  
 Analysis Batch No.: 275897 Units: ug/Kg

CAS NO.	SURROGATE	%REC	Q	LIMITS
2051-24-3	DCB Decachlorobiphenyl	98		54-133
877-09-8	Tetrachloro-m-xylene	94		46-130



TESTAMERICA SAVANNAH

8081/8082 PESTICIDE/PCB

Data file : /chem/SG/SGZECD2.i/3Z050613.b/ze06063.d  
 Lab Smp Id: MB 680-275119/10-A  
 Inj Date : 07-MAY-2013 14:37  
 Operator : Inst ID: SGZECD2.i  
 Smp Info : MB 680-275119/10-A~3Z050613  
 Misc Info :  
 Comment :  
 Method : /chem/SG/SGZECD2.i/3Z050613.b/z3-808182-e2.m  
 Meth Date : 08-May-2013 09:04 kellarj Quant Type: ISTD  
 Cal Date : 05-MAY-2013 05:27 Cal File: ze04043.d  
 Als bottle: 63  
 Dil Factor: 1.00000  
 Integrator: Falcon Compound Sublist: pcb.sub  
 Target Version: 3.50 Sample Matrix: SOIL  
 Processing Host: savchem3

Concentration Formula: Amt \* DF \* Vt/Ws \* 100/(100 - M) \* A \* E \* CpndVariable

Name	Value	Description
DF	1.00000	Dilution Factor
Vt	5.00000	Volume of final extract
Ws	15.00000	Weight of sample extract
M	0.00000	% Moisture
A	1000.00000	g to kg conversion
E	1.00000	ug to mg conversion (1 if no conversion)

Cpnd Variable Local Compound Variable

CONCENTRATIONS						
RT	EXP RT (REL RT)	RESPONSE (ug/mL)	ON-COL	FINAL	TARGET RANGE	RATIO
==	=====	=====	=====	=====	=====	=====
* 1	Bromonitrobenzene			CAS #:		
4.660	4.659 (1.000)	96543726	96543726	0.08000	0.0800 80.00- 120.00	100.00
-----						
\$ 3	Tetrachloro-m-xylene #			CAS #: 877-09-8		
6.217	6.216 (1.334)	57720858	57720858	0.04683	15.6 80.00- 120.00	100.00
-----						
\$ 33	DCB Decachlorobiphenyl #			CAS #: 2051-24-3		
15.745	15.743 (3.379)	62589025	62589025	0.04904	16.3 80.00- 120.00	100.00
-----						

Data File: ze06063.d

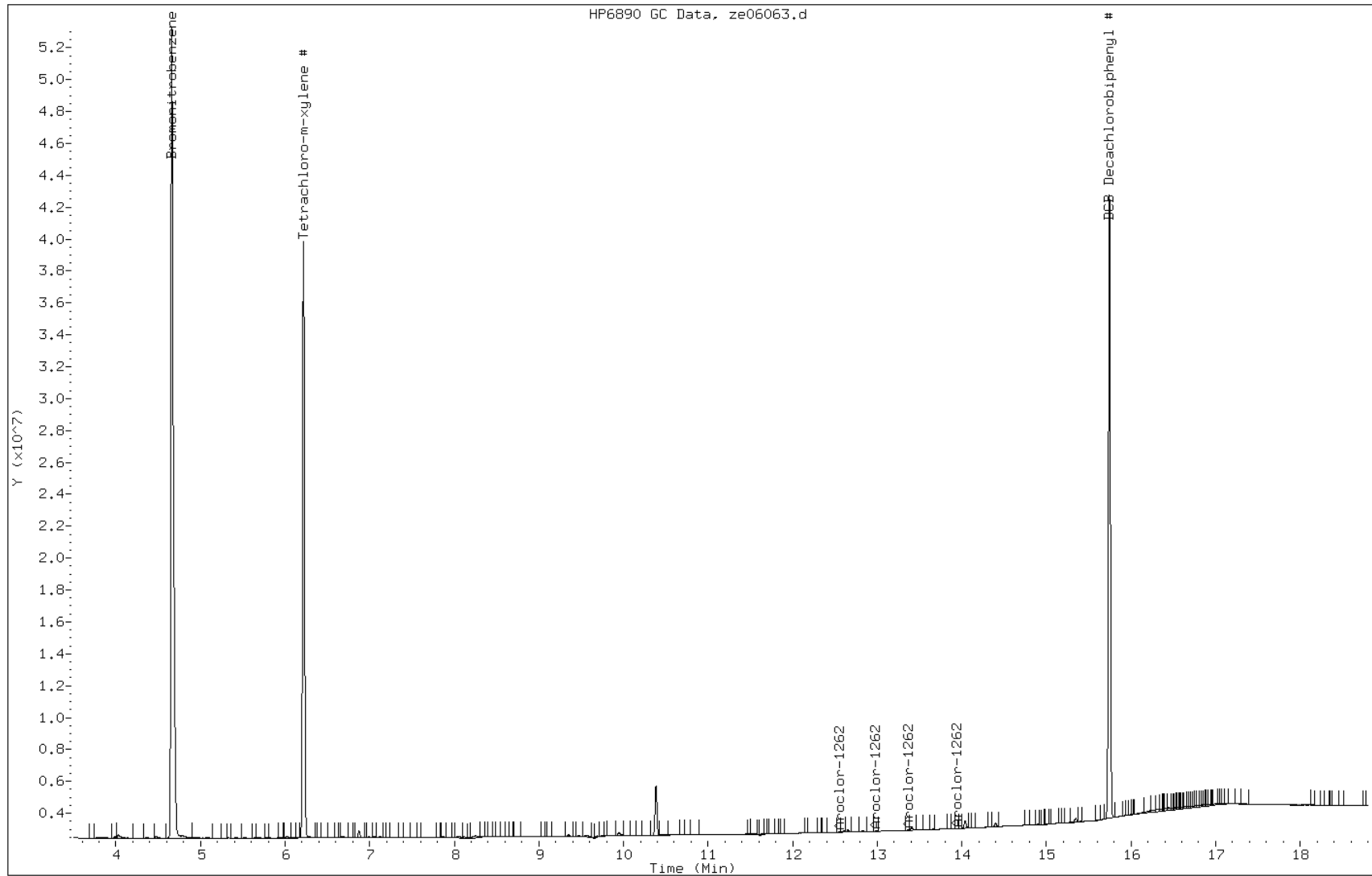
Date: 07-MAY-2013 14:37

Client ID:

Instrument: SGZECD2.i

Sample Info: MB 680-275119/10-A~3Z050613

Operator:



FORM I  
GC SEMI VOA ORGANICS ANALYSIS DATA SHEET

Lab Name: TestAmerica Savannah Job No.: 680-89791-4  
 SDG No.: 68089791-4  
 Client Sample ID: \_\_\_\_\_ Lab Sample ID: PIBLK 680-275897/2  
 Matrix: Solid Lab File ID: ze06058.d  
 Analysis Method: 8081B/8082A Date Collected: \_\_\_\_\_  
 Extraction Method: \_\_\_\_\_ Date Extracted: \_\_\_\_\_  
 Sample wt/vol: \_\_\_\_\_ Date Analyzed: 05/07/2013 12:45  
 Con. Extract Vol.: \_\_\_\_\_ Dilution Factor: 1  
 Injection Volume: 2 (uL) GC Column: CLP I ID: 0.32 (mm)  
 % Moisture: \_\_\_\_\_ GPC Cleanup: (Y/N) N  
 Analysis Batch No.: 275897 Units: ug/L

CAS NO.	COMPOUND NAME	RESULT	Q	RL	MDL
12674-11-2	PCB-1016	33	U	33	2900
11104-28-2	PCB-1221	67	U	67	4.8
11141-16-5	PCB-1232	43.6		33	3.3
53469-21-9	PCB-1242	27.9	J	33	2.8
12672-29-6	PCB-1248	61.4		33	7.2
11097-69-1	PCB-1254	33	U	33	2.3
11096-82-5	PCB-1260	33	U	33	6.7

CAS NO.	SURROGATE	%REC	Q	LIMITS
2051-24-3	DCB Decachlorobiphenyl	103		54-133
877-09-8	Tetrachloro-m-xylene	101		46-130

TESTAMERICA SAVANNAH

8081/8082 PESTICIDE/PCB

Data file : /chem/SG/SGZECD1.i/3Z050613.b/ze06058.d  
 Lab Smp Id: PIBLK-2981102  
 Inj Date : 07-MAY-2013 12:45  
 Operator : Inst ID: SGZECD1.i  
 Smp Info : PIBLK-2981102~3Z050613  
 Misc Info :  
 Comment :  
 Method : /chem/SG/SGZECD1.i/2Z050613.b/z3-808182-e1.m  
 Meth Date : 07-May-2013 17:46 kellarj Quant Type: ISTD  
 Cal Date : 05-MAY-2013 05:27 Cal File: ze04043.d  
 Als bottle: 58 QC Sample: INSTBLANK  
 Dil Factor: 1.00000  
 Integrator: Falcon Compound Sublist: tl.sub  
 Target Version: 3.50 Sample Matrix: WATER  
 Processing Host: savchem3

Concentration Formula: Amt \* DF \* Vt/Vo \* A \* E \* CpndVariable

Name	Value	Description
DF	1.00000	Dilution Factor
Vt	10.00000	Final Volume
Vo	1000.00000	Sample Volume
A	1000.00000	mL to L conversion
E	1.00000	ug to mg conversion (1 if no conversion)

Cpnd Variable Local Compound Variable

CONCENTRATIONS						
RT	EXP RT (REL RT)	RESPONSE (ug/mL)	ON-COL	FINAL	TARGET RANGE	RATIO
==	=====	=====	=====	=====	=====	=====
* 1	Bromonitrobenzene			CAS #:		
4.858	4.856 (1.000)	119065741	119065741	0.08000	0.0800 80.00- 120.00	100.00
-----						
\$ 2	Tetrachloro-m-xylene			CAS #: 877-09-8		
6.230	6.232 (1.282)	75313539	75313539	0.05043	0.504 80.00- 120.00	100.00(R)
-----						
5	alpha-BHC			CAS #: 319-84-6		
7.208	7.227 (1.484)	353075	353075	0.00018	0.00180 80.00- 120.00	100.00(a)
-----						
9	Heptachlor			CAS #: 76-44-8		
8.591	8.598 (1.768)	1149595	1149595	0.000627	0.00627 80.00- 120.00	100.00(a)
-----						

CONCENTRATIONS								
RT	EXP RT (REL RT)	ON-COL		FINAL	TARGET RANGE	RATIO		
		RESPONSE (ug/mL)		( ug/L)				
==	=====	=====	=====	=====	=====	=====	=====	
-----								
25	Endosulfan II	CAS #: 33213-65-9						
11.841	11.850 (2.437)	561766	561766	0.000393	0.00393	80.00- 120.00	100.00(a)	
-----								
\$ 32	DCB Decachlorobiphenyl	CAS #: 2051-24-3						
15.190	15.188 (3.127)	57344898	57344898	0.05141	0.514	80.00- 120.00	100.00(R)	
-----								
36	Aroclor-1232	CAS #: 11141-16-5						
7.516	7.481 (1.547)	29082	29082	0.00113	0.0113	80.00- 120.00	100.00(a)	
8.238	8.278 (1.696)	56734	56734	0.00181	0.0181	108.94- 148.94	195.08	
8.476	8.496 (1.745)	3130661	3130661	0.13908	1.39	70.16- 110.16	10764.94	
8.591	8.599 (1.768)	1149595	1149595	0.07511	0.751	42.90- 82.90	3952.94	
9.162	9.164 (1.886)	15008	15008	0.000949	0.00949	30.36- 70.36	51.61	
		Average of Peak Concentrations =		0.436				
-----								
37	Aroclor-1242	CAS #: 53469-21-9						
7.516	7.482 (1.547)	29082	29082	0.00069	0.00690	80.00- 120.00	100.00(a)	
8.238	8.279 (1.696)	56734	56734	0.00110	0.0110	104.27- 144.27	195.08	
8.476	8.495 (1.745)	3130661	3130661	0.08779	0.878	67.66- 107.66	10764.94	
8.591	8.600 (1.768)	1149595	1149595	0.04962	0.496	38.49- 78.49	3952.94	
9.162	9.167 (1.886)	15008	15008	0.000524	0.00524	0.00- 39.47	51.61	
		Average of Peak Concentrations =		0.279				
-----								
38	Aroclor-1248	CAS #: 12672-29-6						
7.516	7.480 (1.547)	29082	29082	0.00134	0.0134	80.00- 120.00	100.00(a)	
7.840	7.837 (1.614)	107779	107779	0.01582	0.158	13.95- 53.95	370.60	
8.238	8.277 (1.696)	56734	56734	0.00187	0.0187	124.69- 164.69	195.08	
8.476	8.495 (1.745)	3130661	3130661	0.19522	1.95	26.38- 66.38	10764.94	
8.591	8.599 (1.768)	1149595	1149595	0.09279	0.928	41.23- 81.23	3952.94	
		Average of Peak Concentrations =		0.614				
-----								
43	Chlordane	CAS #: 57-74-9						
8.476	8.461 (1.745)	3130661	3130661	0.05503	0.550	80.00- 120.00	100.00(a)	
9.323	9.336 (1.919)	262450	262450	0.00364	0.0364	123.74- 163.74	8.38	
10.275	10.308 (2.115)	65446	65446	0.000321	0.00321	119.04- 159.04	2.09	
10.528	10.521 (2.167)	54756	54756	0.000185	0.00185	355.51- 395.51	1.75	
11.693	11.743 (2.407)	30035	30035	0.000535	0.00535	531.44- 571.44	0.96	
		Average of Peak Concentrations =		0.119				
-----								

QC Flag Legend

- a - Target compound detected but, quantitated amount Below Limit Of Quantitation(BLOQ).
- R - Spike/Surrogate failed recovery limits.

Data File: ze06058.d

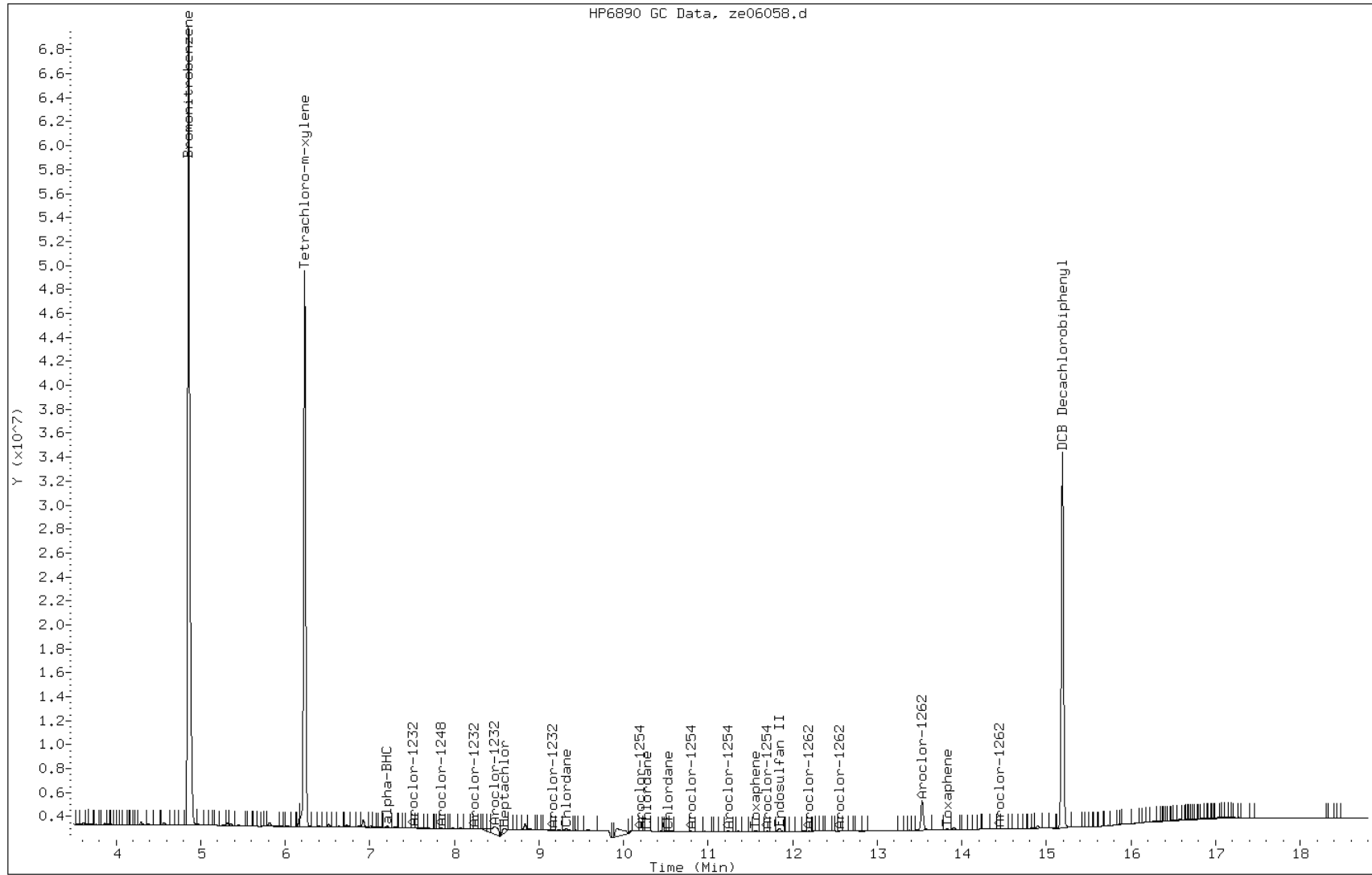
Date: 07-MAY-2013 12:45

Client ID:

Instrument: SGZECD1.i

Sample Info: PIBLK-2981102~3Z050613

Operator:



FORM I  
GC SEMI VOA ORGANICS ANALYSIS DATA SHEET

Lab Name: TestAmerica Savannah Job No.: 680-89791-4  
 SDG No.: 68089791-4  
 Client Sample ID: \_\_\_\_\_ Lab Sample ID: PIBLK 680-275897/2  
 Matrix: Solid Lab File ID: ze06058.d  
 Analysis Method: 8081B/8082A Date Collected: \_\_\_\_\_  
 Extraction Method: \_\_\_\_\_ Date Extracted: \_\_\_\_\_  
 Sample wt/vol: \_\_\_\_\_ Date Analyzed: 05/07/2013 12:45  
 Con. Extract Vol.: \_\_\_\_\_ Dilution Factor: 1  
 Injection Volume: 2 (uL) GC Column: CLP II ID: 0.32 (mm)  
 % Moisture: \_\_\_\_\_ GPC Cleanup: (Y/N) N  
 Analysis Batch No.: 275897 Units: ug/L

CAS NO.	COMPOUND NAME	RESULT	Q	RL	MDL
12674-11-2	PCB-1016	33	U	33	2900
11104-28-2	PCB-1221	67	U	67	4.8
11141-16-5	PCB-1232	33	U	33	3.3
53469-21-9	PCB-1242	33	U	33	2.8
12672-29-6	PCB-1248	33	U	33	7.2
11097-69-1	PCB-1254	2.58	J	33	2.3
11096-82-5	PCB-1260	33	U	33	6.7

CAS NO.	SURROGATE	%REC	Q	LIMITS
2051-24-3	DCB Decachlorobiphenyl	102		54-133
877-09-8	Tetrachloro-m-xylene	104		46-130

TESTAMERICA SAVANNAH

8081/8082 PESTICIDE/PCB

Data file : /chem/SG/SGZECD2.i/3Z050613.b/ze06058.d  
Lab Smp Id: PIBLK-2981102  
Inj Date : 07-MAY-2013 12:45  
Operator : Inst ID: SGZECD2.i  
Smp Info : PIBLK-2981102~3Z050613  
Misc Info :  
Comment :  
Method : /chem/SG/SGZECD2.i/3Z050613.b/z3-808182-e2.m  
Meth Date : 07-May-2013 17:23 kellarj Quant Type: ISTD  
Cal Date : 05-MAY-2013 05:27 Cal File: ze04043.d  
Als bottle: 58 QC Sample: INSTBLANK  
Dil Factor: 1.00000  
Integrator: Falcon Compound Sublist: tl.sub  
Target Version: 3.50 Sample Matrix: WATER  
Processing Host: savchem3

Concentration Formula: Amt \* DF \* Vt/Vo \* A \* E \* CpndVariable

Name	Value	Description
DF	1.00000	Dilution Factor
Vt	10.00000	Final Volume
Vo	1000.00000	Sample Volume
A	1000.00000	mL to L conversion
E	1.00000	ug to mg conversion (1 if no conversion)

Cpnd Variable Local Compound Variable

CONCENTRATIONS						
RT	EXP RT (REL RT)	RESPONSE (ug/mL)	ON-COL	FINAL ( ug/L)	TARGET RANGE	RATIO
==	=====	=====	=====	=====	=====	=====
* 1	1 Bromonitrobenzene			CAS #:		
4.659	4.659 (1.000)	93887957	93887957	0.08000	0.0800 80.00- 120.00	100.00
\$ 2	2 Tetrachloro-m-xylene			CAS #: 877-09-8		
6.216	6.216 (1.334)	62015558	62015558	0.05197	0.520 80.00- 120.00	100.00(R)
6	6 gamma-BHC (Lindane)			CAS #: 58-89-9		
7.922	7.922 (1.700)	705394	705394	0.000458	0.00458 80.00- 120.00	100.00(a)
7	7 beta-BHC			CAS #: 319-85-7		
8.071	8.076 (1.732)	802020	802020	0.00119	0.0119 80.00- 120.00	100.00(a)



		CONCENTRATIONS					
		ON-COL		FINAL			
RT	EXP RT (REL RT)	RESPONSE	(ug/mL)	( ug/L)	TARGET RANGE	RATIO	
==	=====	=====	=====	=====	=====	=====	
15 alpha-Chlordane		CAS #: 5103-71-9					
10.689	10.689 (2.294)	127105	127105	8.93e-05	0.000893	80.00-	120.00 100.00(a)
-----		-----					
\$ 32 DCB Decachlorobiphenyl		CAS #: 2051-24-3					
15.744	15.744 (3.379)	64033147	64033147	0.05097	0.510	80.00-	120.00 100.00(R)
-----		-----					
39 Aroclor-1254		CAS #: 11097-69-1					
10.191	10.155 (2.187)	44598	44598	0.000928	0.00928	80.00-	120.00 100.00(a)
10.479	10.455 (2.249)	135871	135871	0.00250	0.0250	77.34-	117.34 304.66
11.162	11.185 (2.396)	73151	73151	0.00095	0.00950	116.51-	156.51 164.02
11.527	11.540 (2.474)	471071	471071	0.00819	0.0819	83.59-	123.59 1056.26
12.094	12.088 (2.596)	14393	14393	0.00031	0.00310	19.72-	59.72 32.27
Average of Peak Concentrations =		0.0258					
-----		-----					
45 Total PCB		CAS #: 1336-36-3					
18.319	18.290 (3.932)	10408	10408			0.00-	20.00 100.00(a)
-----		-----					

QC Flag Legend

- a - Target compound detected but, quantitated amount Below Limit Of Quantitation(BLOQ).
- R - Spike/Surrogate failed recovery limits.

Data File: ze06058.d

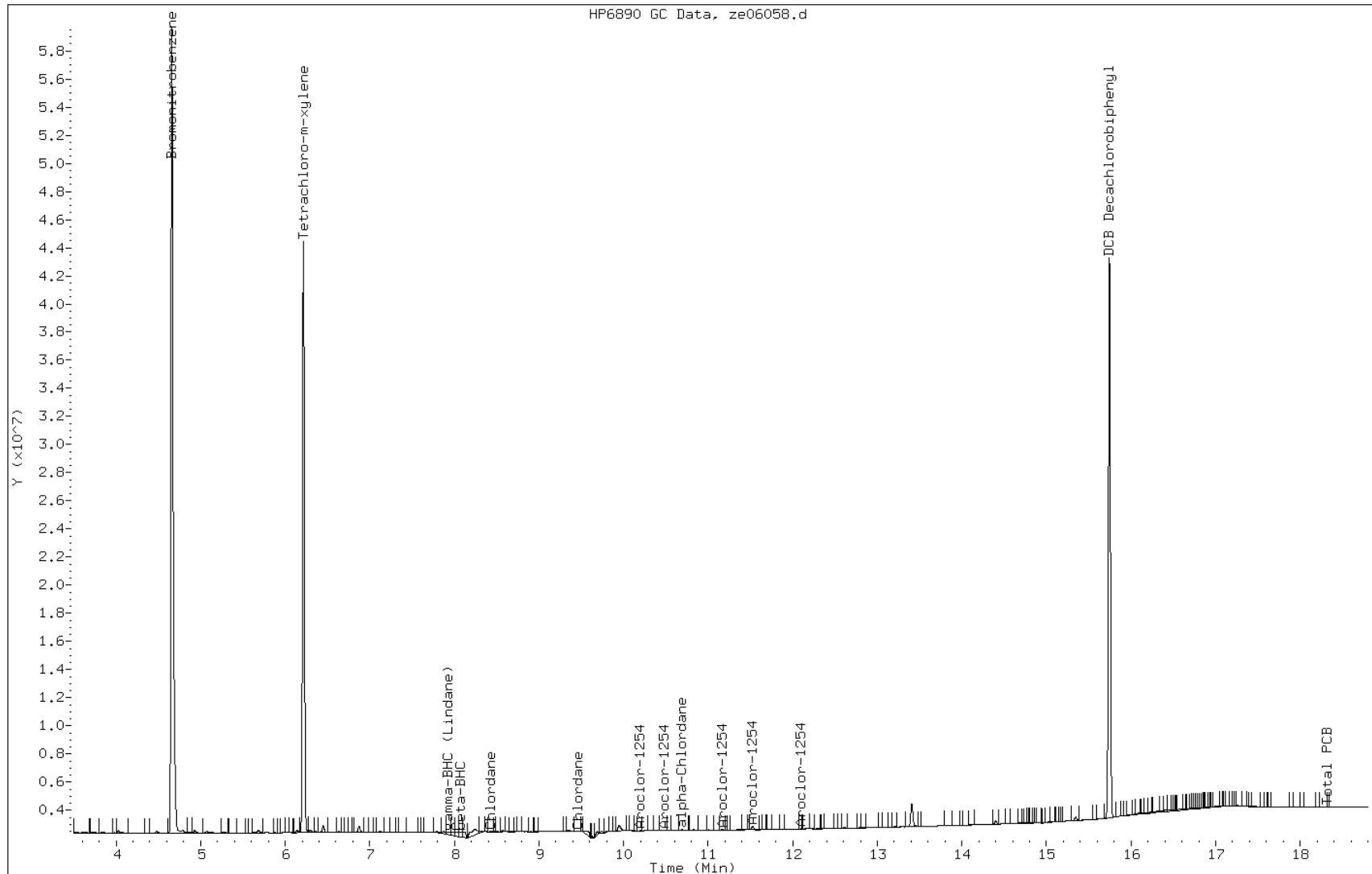
Date: 07-MAY-2013 12:45

Client ID:

Instrument: SGZECD2.i

Sample Info: PIBLK-2981102~3Z050613

Operator:



FORM I  
GC SEMI VOA ORGANICS ANALYSIS DATA SHEET

Lab Name: TestAmerica Savannah Job No.: 680-89791-4  
 SDG No.: 68089791-4  
 Client Sample ID: \_\_\_\_\_ Lab Sample ID: PIBLK 680-275897/11  
 Matrix: Solid Lab File ID: ze06080.d  
 Analysis Method: 8081B/8082A Date Collected: \_\_\_\_\_  
 Extraction Method: \_\_\_\_\_ Date Extracted: \_\_\_\_\_  
 Sample wt/vol: \_\_\_\_\_ Date Analyzed: 05/07/2013 20:58  
 Con. Extract Vol.: \_\_\_\_\_ Dilution Factor: 1  
 Injection Volume: 2 (uL) GC Column: CLP I ID: 0.32 (mm)  
 % Moisture: \_\_\_\_\_ GPC Cleanup: (Y/N) N  
 Analysis Batch No.: 275897 Units: ug/L

CAS NO.	COMPOUND NAME	RESULT	Q	RL	MDL
12674-11-2	PCB-1016	33	U	33	2900
11104-28-2	PCB-1221	67	U	67	4.8
11141-16-5	PCB-1232	33	U	33	3.3
53469-21-9	PCB-1242	33	U	33	2.8
12672-29-6	PCB-1248	33	U	33	7.2
11097-69-1	PCB-1254	33	U	33	2.3
11096-82-5	PCB-1260	33	U	33	6.7

CAS NO.	SURROGATE	%REC	Q	LIMITS
2051-24-3	DCB Decachlorobiphenyl	99		54-133
877-09-8	Tetrachloro-m-xylene	102		46-130

TESTAMERICA SAVANNAH

8081/8082 PESTICIDE/PCB

Data file : /chem/SG/SGZECD1.i/4Z050613.b/ze06080.d  
Lab Smp Id: PIBLK-2981102  
Inj Date : 07-MAY-2013 20:58  
Operator : Inst ID: SGZECD1.i  
Smp Info : PIBLK-2981102~4Z050613~  
Misc Info :  
Comment :  
Method : /chem/SG/SGZECD1.i/2Z050613.b/z3-808182-e1.m  
Meth Date : 08-May-2013 08:59 kellarj Quant Type: ISTD  
Cal Date : 05-MAY-2013 05:27 Cal File: ze04043.d  
Als bottle: 80 QC Sample: INSTBLANK  
Dil Factor: 1.00000  
Integrator: Falcon Compound Sublist: tl.sub  
Target Version: 3.50 Sample Matrix: WATER  
Processing Host: savchem3

Concentration Formula: Amt \* DF \* Vt/Vo \* A \* E \* CpndVariable

Name	Value	Description
DF	1.00000	Dilution Factor
Vt	10.00000	Final Volume
Vo	1000.00000	Sample Volume
A	1000.00000	mL to L conversion
E	1.00000	ug to mg conversion (1 if no conversion)

Cpnd Variable Local Compound Variable

CONCENTRATIONS						
RT	EXP RT (REL RT)	RESPONSE (ug/mL)	ON-COL	FINAL	TARGET RANGE	RATIO
==	=====	=====	=====	=====	=====	=====
* 1	1	Bromonitrobenzene		CAS #:		
4.857	4.858 (1.000)	119635636	119635636	0.08000	0.0800 80.00- 120.00	100.00
-----						
\$ 2	2	Tetrachloro-m-xylene		CAS #: 877-09-8		
6.231	6.232 (1.283)	76223320	76223320	0.05079	0.508 80.00- 120.00	100.00(R)
-----						
\$ 32	32	DCB Decachlorobiphenyl		CAS #: 2051-24-3		
15.191	15.188 (3.127)	55196456	55196456	0.04925	0.492 80.00- 120.00	100.00(R)
-----						

QC Flag Legend

R - Spike/Surrogate failed recovery limits.

Data File: ze06080.d

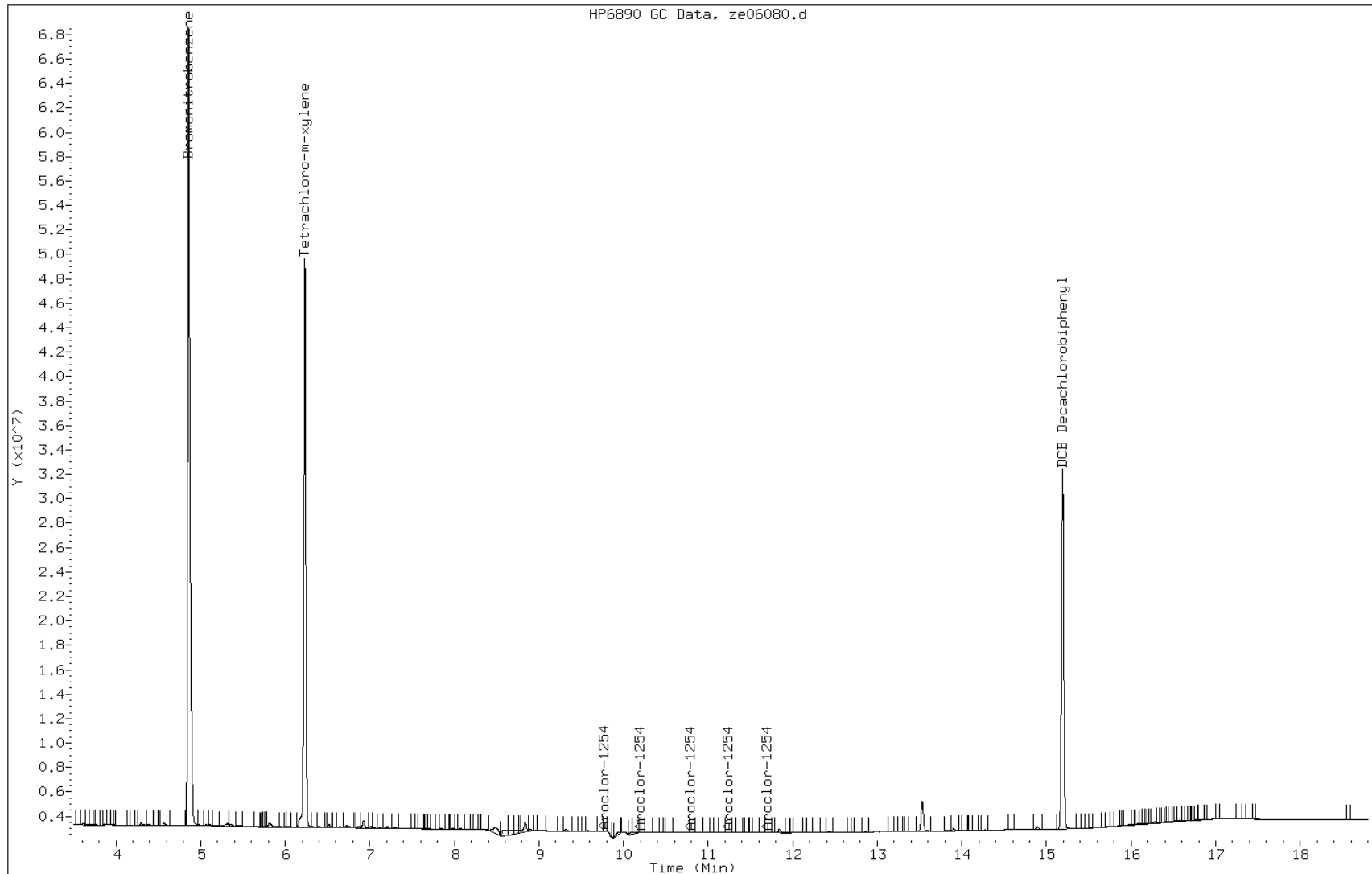
Date: 07-MAY-2013 20:58

Client ID:

Instrument: SGZECD1.i

Sample Info: PIBLK-2981102~4Z050613~

Operator:



FORM I  
GC SEMI VOA ORGANICS ANALYSIS DATA SHEET

Lab Name: TestAmerica Savannah Job No.: 680-89791-4  
 SDG No.: 68089791-4  
 Client Sample ID: \_\_\_\_\_ Lab Sample ID: PIBLK 680-275897/11  
 Matrix: Solid Lab File ID: ze06080.d  
 Analysis Method: 8081B/8082A Date Collected: \_\_\_\_\_  
 Extraction Method: \_\_\_\_\_ Date Extracted: \_\_\_\_\_  
 Sample wt/vol: \_\_\_\_\_ Date Analyzed: 05/07/2013 20:58  
 Con. Extract Vol.: \_\_\_\_\_ Dilution Factor: 1  
 Injection Volume: 2 (uL) GC Column: CLP II ID: 0.32 (mm)  
 % Moisture: \_\_\_\_\_ GPC Cleanup: (Y/N) N  
 Analysis Batch No.: 275897 Units: ug/L

CAS NO.	COMPOUND NAME	RESULT	Q	RL	MDL
12674-11-2	PCB-1016	33	U	33	2900
11104-28-2	PCB-1221	67	U	67	4.8
11141-16-5	PCB-1232	33	U	33	3.3
53469-21-9	PCB-1242	33	U	33	2.8
12672-29-6	PCB-1248	33	U	33	7.2
11097-69-1	PCB-1254	33	U	33	2.3
11096-82-5	PCB-1260	33	U	33	6.7

CAS NO.	SURROGATE	%REC	Q	LIMITS
2051-24-3	DCB Decachlorobiphenyl	97		54-133
877-09-8	Tetrachloro-m-xylene	104		46-130

TESTAMERICA SAVANNAH

8081/8082 PESTICIDE/PCB

Data file : /chem/SG/SGZECD2.i/4Z050613.b/ze06080.d

Lab Smp Id: PIBLK-2981102

Inj Date : 07-MAY-2013 20:58

Operator :

Inst ID: SGZECD2.i

Smp Info : PIBLK-2981102~4Z050613~

Misc Info :

Comment :

Method : /chem/SG/SGZECD2.i/4Z050613.b/z3-808182-e2.m

Meth Date : 08-May-2013 08:58 kellarj Quant Type: ISTD

Cal Date : 05-MAY-2013 05:27 Cal File: ze04043.d

Als bottle: 80 QC Sample: INSTBLANK

Dil Factor: 1.00000

Integrator: Falcon

Compound Sublist: tl.sub

Target Version: 3.50

Sample Matrix: WATER

Processing Host: savchem3

Concentration Formula: Amt \* DF \* Vt/Vo \* A \* E \* CpndVariable

Name	Value	Description
DF	1.00000	Dilution Factor
Vt	10.00000	Final Volume
Vo	1000.00000	Sample Volume
A	1000.00000	mL to L conversion
E	1.00000	ug to mg conversion (1 if no conversion)

Cpnd Variable Local Compound Variable

CONCENTRATIONS						
RT	EXP RT (REL RT)	RESPONSE (ug/mL)	ON-COL	FINAL (ug/L)	TARGET RANGE	RATIO
* 1	4.660 4.659 (1.000)	93660716	93660716	0.08000	0.0800 80.00- 120.00	100.00
\$ 2	6.217 6.217 (1.334)	62030082	62030082	0.05211	0.521 80.00- 120.00	100.00(R)
\$ 32	15.745 15.744 (3.379)	61047476	61047476	0.04871	0.487 80.00- 120.00	100.00(R)



QC Flag Legend

R - Spike/Surrogate failed recovery limits.

Data File: ze06080.d

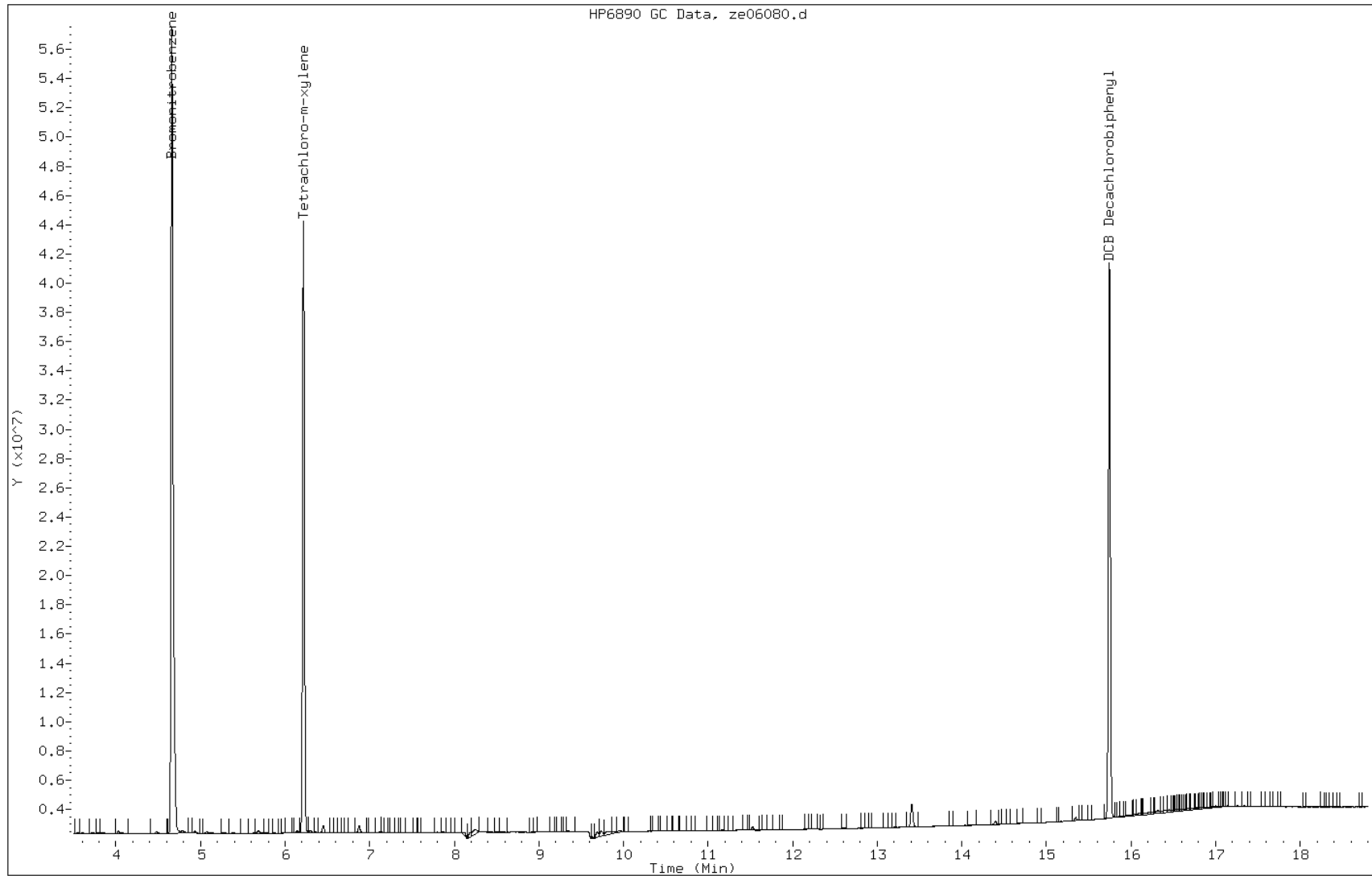
Date: 07-MAY-2013 20:58

Client ID:

Instrument: SGZECD2.i

Sample Info: PIBLK-2981102~4Z050613~

Operator:



FORM I  
GC SEMI VOA ORGANICS ANALYSIS DATA SHEET

Lab Name: TestAmerica Savannah Job No.: 680-89791-4  
 SDG No.: 68089791-4  
 Client Sample ID: \_\_\_\_\_ Lab Sample ID: LCS 680-275119/11-A  
 Matrix: Solid Lab File ID: ze06064.d  
 Analysis Method: 8081B/8082A Date Collected: \_\_\_\_\_  
 Extraction Method: 3546 Date Extracted: 05/01/2013 17:35  
 Sample wt/vol: 15.22(g) Date Analyzed: 05/07/2013 14:59  
 Con. Extract Vol.: 5(mL) Dilution Factor: 1  
 Injection Volume: 2(uL) GC Column: CLP I ID: 0.32 (mm)  
 % Moisture: \_\_\_\_\_ GPC Cleanup: (Y/N) N  
 Analysis Batch No.: 275897 Units: ug/Kg

CAS NO.	COMPOUND NAME	RESULT	Q	RL	MDL
12674-11-2	PCB-1016	305		33	2.9
11104-28-2	PCB-1221	66	U	66	4.7
11141-16-5	PCB-1232	33	U	33	3.3
53469-21-9	PCB-1242	33	U	33	2.8
12672-29-6	PCB-1248	33	U	33	7.1
11097-69-1	PCB-1254	33	U	33	2.3
11096-82-5	PCB-1260	341		33	6.6

CAS NO.	SURROGATE	%REC	Q	LIMITS
2051-24-3	DCB Decachlorobiphenyl	96		54-133
877-09-8	Tetrachloro-m-xylene	80		46-130

TESTAMERICA SAVANNAH

8081/8082 PESTICIDE/PCB

Data file : /chem/SG/SGZECD1.i/3Z050613.b/ze06064.d  
 Lab Smp Id: LCS 680-275119/11-A  
 Inj Date : 07-MAY-2013 14:59  
 Operator : Inst ID: SGZECD1.i  
 Smp Info : LCS 680-275119/11-A~3Z050613  
 Misc Info :  
 Comment :  
 Method : /chem/SG/SGZECD1.i/3Z050613.b/z3-808182-e1.m  
 Meth Date : 08-May-2013 09:03 kellarj Quant Type: ISTD  
 Cal Date : 05-MAY-2013 05:27 Cal File: ze04043.d  
 Als bottle: 64  
 Dil Factor: 1.00000  
 Integrator: Falcon Compound Sublist: pcb.sub  
 Target Version: 3.50 Sample Matrix: SOIL  
 Processing Host: savchem3

Concentration Formula: Amt \* DF \* Vt/Ws \* 100/(100 - M) \* A \* E \* CpndVariable

Name	Value	Description
DF	1.00000	Dilution Factor
Vt	5.00000	Volume of final extract
Ws	15.00000	Weight of sample extract
M	0.00000	% Moisture
A	1000.00000	g to kg conversion
E	1.00000	ug to mg conversion (1 if no conversion)

Cpnd Variable Local Compound Variable

CONCENTRATIONS						
		ON-COL	FINAL			
RT	EXP RT (REL RT)	RESPONSE (ug/mL)	(ug/kg)	TARGET	RANGE	RATIO
==	=====	=====	=====	=====	=====	=====
* 1	Bromonitrobenzene			CAS #:		
4.858	4.856 (1.000)	132208201	132208201	0.08000	0.0800 80.00- 120.00	100.00
-----						
\$ 3	Tetrachloro-m-xylene #			CAS #: 877-09-8		
6.231	6.230 (1.283)	65550832	65550832	0.03993	13.3 80.00- 120.00	100.00
-----						
\$ 33	DCB Decachlorobiphenyl #			CAS #: 2051-24-3		
15.191	15.192 (3.127)	58626178	58626178	0.04825	16.1 80.00- 120.00	100.00
-----						
34	Aroclor-1016			CAS #: 12674-11-2		
7.481	7.482 (1.540)	49344683	49344683	0.91926	306 80.00- 120.00	100.00

CONCENTRATIONS									
ON-COL FINAL									
RT	EXP RT (REL RT)	RESPONSE	(ug/mL)	(ug/kg)	TARGET RANGE	RATIO			
==	=====	=====	=====	=====	=====	=====			
34 Aroclor-1016 (continued)									
7.838	7.837 (1.613)	18680319	18680319	0.92676	309 105.00-	145.00	37.86		
8.239	8.240 (1.696)	48754750	48754750	0.90810	303 69.49-	109.49	98.80		
8.278	8.277 (1.704)	63405891	63405891	0.93271	311 39.45-	79.45	128.50		
9.166	9.165 (1.887)	34623983	34623983	0.96013	320 32.13-	72.13	70.17		
Average of Peak Concentrations =				310					
-----									
40 Aroclor-1260					CAS #: 11096-82-5				
12.174	12.173 (2.506)	63377166	63377166	1.01730	339 80.00-	120.00	100.00		
12.249	12.248 (2.522)	35071097	35071097	1.05330	351 33.05-	73.05	55.34		
12.628	12.628 (2.600)	33061979	33061979	1.04091	347 31.49-	71.49	52.17		
13.044	13.045 (2.685)	156629629	156629629	1.03558	345 198.60-	238.60	247.14		
13.489	13.492 (2.777)	79173693	79173693	1.04294	348 88.76-	128.76	124.92		
Average of Peak Concentrations =				346					
-----									

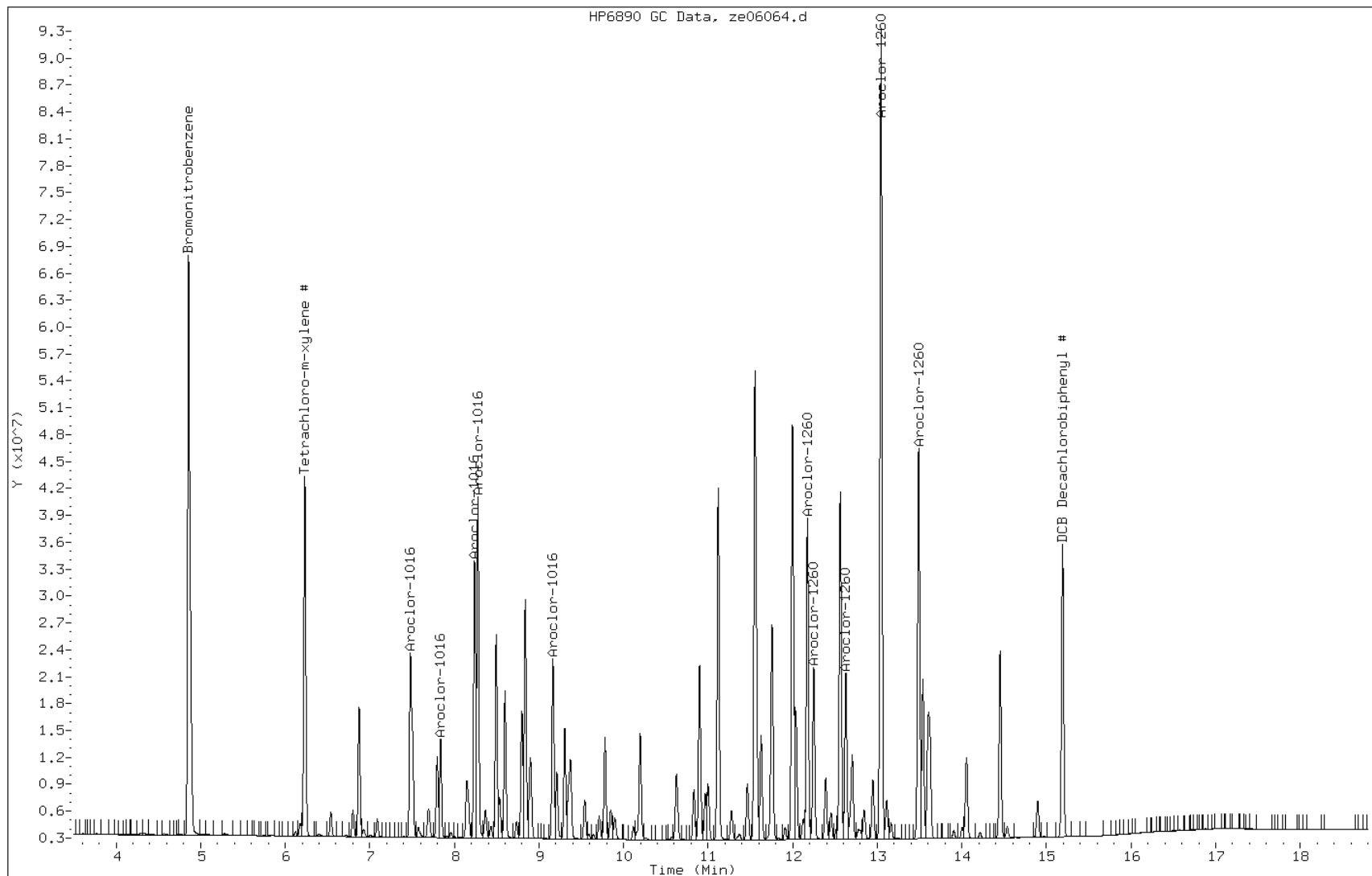
Data File: ze06064.d

Date: 07-MAY-2013 14:59

Client ID:

Instrument: SGZECD1.i

Sample Info: LCS 680-275119/11-A~3Z050613 Operator:



FORM I  
GC SEMI VOA ORGANICS ANALYSIS DATA SHEET

Lab Name: TestAmerica Savannah Job No.: 680-89791-4  
 SDG No.: 68089791-4  
 Client Sample ID: \_\_\_\_\_ Lab Sample ID: LCS 680-275119/11-A  
 Matrix: Solid Lab File ID: ze06064.d  
 Analysis Method: 8081B/8082A Date Collected: \_\_\_\_\_  
 Extraction Method: 3546 Date Extracted: 05/01/2013 17:35  
 Sample wt/vol: 15.22(g) Date Analyzed: 05/07/2013 14:59  
 Con. Extract Vol.: 5(mL) Dilution Factor: 1  
 Injection Volume: 2(uL) GC Column: CLP II ID: 0.32(mm)  
 % Moisture: \_\_\_\_\_ GPC Cleanup: (Y/N) N  
 Analysis Batch No.: 275897 Units: ug/Kg

CAS NO.	SURROGATE	%REC	Q	LIMITS
2051-24-3	DCB Decachlorobiphenyl	97		54-133
877-09-8	Tetrachloro-m-xylene	84		46-130

TESTAMERICA SAVANNAH

8081/8082 PESTICIDE/PCB

Data file : /chem/SG/SGZECD2.i/3Z050613.b/ze06064.d  
 Lab Smp Id: LCS 680-275119/11-A  
 Inj Date : 07-MAY-2013 14:59  
 Operator : Inst ID: SGZECD2.i  
 Smp Info : LCS 680-275119/11-A~3Z050613  
 Misc Info :  
 Comment :  
 Method : /chem/SG/SGZECD2.i/3Z050613.b/z3-808182-e2.m  
 Meth Date : 08-May-2013 09:04 kellarj Quant Type: ISTD  
 Cal Date : 05-MAY-2013 05:27 Cal File: ze04043.d  
 Als bottle: 64  
 Dil Factor: 1.00000  
 Integrator: Falcon Compound Sublist: pcb.sub  
 Target Version: 3.50 Sample Matrix: SOIL  
 Processing Host: savchem3

Concentration Formula: Amt \* DF \* Vt/Ws \* 100/(100 - M) \* A \* E \* CpndVariable

Name	Value	Description
DF	1.00000	Dilution Factor
Vt	5.00000	Volume of final extract
Ws	15.00000	Weight of sample extract
M	0.00000	% Moisture
A	1000.00000	g to kg conversion
E	1.00000	ug to mg conversion (1 if no conversion)

Cpnd Variable Local Compound Variable

CONCENTRATIONS						
RT	EXP RT (REL RT)	ON-COL	FINAL	TARGET	RANGE	RATIO
==	=====	=====	=====	=====	=====	=====
* 1	Bromonitrobenzene			CAS #:		
4.658	4.659 (1.000)	102272293	102272293	0.08000	0.0800 80.00- 120.00	100.00
-----						
\$ 3	Tetrachloro-m-xylene #			CAS #: 877-09-8		
6.217	6.216 (1.335)	54988137	54988137	0.04212	14.0 80.00- 120.00	100.00
-----						
\$ 33	DCB Decachlorobiphenyl #			CAS #: 2051-24-3		
15.743	15.743 (3.380)	65297143	65297143	0.04830	16.1 80.00- 120.00	100.00
-----						
34	Aroclor-1016			CAS #: 12674-11-2		
7.745	7.745 (1.663)	29031218	29031218	0.86942	290 80.00- 120.00	100.00



CONCENTRATIONS									
		ON-COL		FINAL		TARGET RANGE		RATIO	
RT	EXP RT (REL RT)	RESPONSE	(ug/mL)	(ug/kg)					
==	=====	=====	=====	=====	=====	=====	=====	=====	=====
34 Aroclor-1016 (continued)									
8.478	8.478 (1.820)	43158361	43158361	0.87781	293	21.81-	61.81	148.66	
8.508	8.508 (1.826)	58881436	58881436	0.94004	313	57.04-	97.04	202.82	
8.723	8.725 (1.873)	37956570	37956570	0.89186	297	244.79-	284.79	130.74	
8.892	8.891 (1.909)	23853233	23853233	0.91478	305	130.07-	170.07	82.16	
Average of Peak Concentrations =				300					
-----									
40 Aroclor-1260				CAS #: 11096-82-5					
12.518	12.518 (2.687)	67995093	67995093	1.00869	336	80.00-	120.00	100.00	
12.605	12.603 (2.706)	35859997	35859997	1.01094	337	36.84-	76.84	52.74	
12.980	12.980 (2.786)	70583832	70583832	1.03032	343	84.02-	124.02	103.81	
13.092	13.091 (2.810)	33344113	33344113	1.01807	339	29.57-	69.57	49.04	
13.368	13.366 (2.870)	174189659	174189659	1.09042	363	196.99-	236.99	256.18	
Average of Peak Concentrations =				344					
-----									



FORM I  
GC SEMI VOA ORGANICS ANALYSIS DATA SHEET

Lab Name: TestAmerica Savannah Job No.: 680-89791-4  
 SDG No.: 68089791-4  
 Client Sample ID: HP0200B-CS-SP MS Lab Sample ID: 680-89791-2 MS  
 Matrix: Solid Lab File ID: ze06068.d  
 Analysis Method: 8081B/8082A Date Collected: 04/24/2013 10:30  
 Extraction Method: 3546 Date Extracted: 05/01/2013 17:35  
 Sample wt/vol: 15.01(g) Date Analyzed: 05/07/2013 16:29  
 Con. Extract Vol.: 5(mL) Dilution Factor: 100  
 Injection Volume: 2(uL) GC Column: CLP I ID: 0.32 (mm)  
 % Moisture: 15.9 GPC Cleanup: (Y/N) N  
 Analysis Batch No.: 275897 Units: ug/Kg

CAS NO.	COMPOUND NAME	RESULT	Q	RL	MDL
12674-11-2	PCB-1016	3900	U	3900	340
11104-28-2	PCB-1221	8000	U	8000	570
11141-16-5	PCB-1232	3900	U	3900	390
53469-21-9	PCB-1242	3900	U	3900	330
11096-82-5	PCB-1260	13500		3900	800

CAS NO.	SURROGATE	%REC	Q	LIMITS
2051-24-3	DCB Decachlorobiphenyl	0	D	54-133
877-09-8	Tetrachloro-m-xylene	0	D	46-130

TESTAMERICA SAVANNAH

8081/8082 PESTICIDE/PCB

Data file : /chem/SG/SGZECD1.i/3Z050613.b/ze06068.d  
 Lab Smp Id: 680-89791-A-2-B MS Client Smp ID: HP0200B-CS-SP  
 Inj Date : 07-MAY-2013 16:29  
 Operator : Inst ID: SGZECD1.i  
 Smp Info : 680-89791-A-2-B MS~3Z050613~DL=100  
 Misc Info : 680-89791-A-2-B MS  
 Comment :  
 Method : /chem/SG/SGZECD1.i/3Z050613.b/z3-808182-e1.m  
 Meth Date : 08-May-2013 09:09 kellarj Quant Type: ISTD  
 Cal Date : 05-MAY-2013 05:27 Cal File: ze04043.d  
 Als bottle: 68 QC Sample: MS  
 Dil Factor: 100.00000  
 Integrator: Falcon Compound Sublist: pcb.sub  
 Target Version: 3.50 Sample Matrix: SOLID  
 Processing Host: savchem3

Concentration Formula: Amt \* DF \* Vt/Ws \* 100/(100 - M) \* A \* E \* CpndVariable

Name	Value	Description
DF	100.00000	Dilution Factor
Vt	5.00000	Volume of final extract
Ws	15.01000	Weight of sample extract
M	0.00000	% Moisture
A	1000.00000	g to kg conversion
E	1.00000	ug to mg conversion (1 if no conversion)

Cpnd Variable Local Compound Variable

CONCENTRATIONS								
		ON-COL	FINAL					
RT	EXP RT (REL RT)	RESPONSE (ug/mL)	(ug/kg)	TARGET	RANGE			RATIO
==	=====	=====	=====	=====	=====			=====
* 1 Bromonitrobenzene CAS #:								
4.857	4.857 (1.000)	121271636	121271636	0.08000	0.0800	80.00-	120.00	100.00
-----								
38 Aroclor-1248 CAS #: 12672-29-6								
7.480	7.480 (1.540)	1623547	1623547	0.07342	2440	80.00-	120.00	100.00(R)
7.834	7.837 (1.613)	116451	116451	0.01679	559	13.95-	53.95	7.17
8.275	8.277 (1.704)	3511949	3511949	0.11374	3790	124.69-	164.69	216.31
8.494	8.495 (1.749)	2365719	2365719	0.14484	4820	26.38-	66.38	145.71
8.614	8.599 (1.773)	8193100	8193100	0.64932	21600	41.23-	81.23	504.64
Average of Peak Concentrations =				6650				

CONCENTRATIONS							
RT	EXP RT (REL RT)	ON-COL		FINAL	TARGET RANGE	RATIO	
		RESPONSE (ug/mL)		(ug/kg)			
==	=====	=====	=====	=====	=====	=====	=====
39 Aroclor-1254				CAS #: 11097-69-1			
9.780	9.782 (2.014)	18092012	18092012	0.38391	12800 80.00- 120.00	100.00(R)	
10.195	10.197 (2.099)	75611311	75611311	1.18255	39400 110.79- 150.79	417.93	
10.802	10.832 (2.224)	134067318	134067318	1.61178	53700 147.87- 187.87	741.03	
11.272	11.272 (2.321)	11786424	11786424	0.18518	6170 35.73- 75.73	65.15	
11.702	11.709 (2.409)	23132378	23132378	0.65373	21800 0.00- 20.00	127.86	
Average of Peak Concentrations =				26800			
-----							
40 Aroclor-1260				CAS #: 11096-82-5			
12.172	12.174 (2.506)	24994515	24994515	0.43738	14600 80.00- 120.00	100.00(R)	
12.249	12.249 (2.522)	9663022	9663022	0.31638	10500 33.05- 73.05	38.66	
12.627	12.629 (2.600)	8069235	8069235	0.27696	9220 31.49- 71.49	32.28	
13.044	13.042 (2.686)	51880248	51880248	0.37395	12400 198.60- 238.60	207.57	
13.490	13.489 (2.778)	20937582	20937582	0.30068	10000 88.76- 128.76	83.77	
Average of Peak Concentrations =				11400			
-----							

QC Flag Legend

R - Spike/Surrogate failed recovery limits.

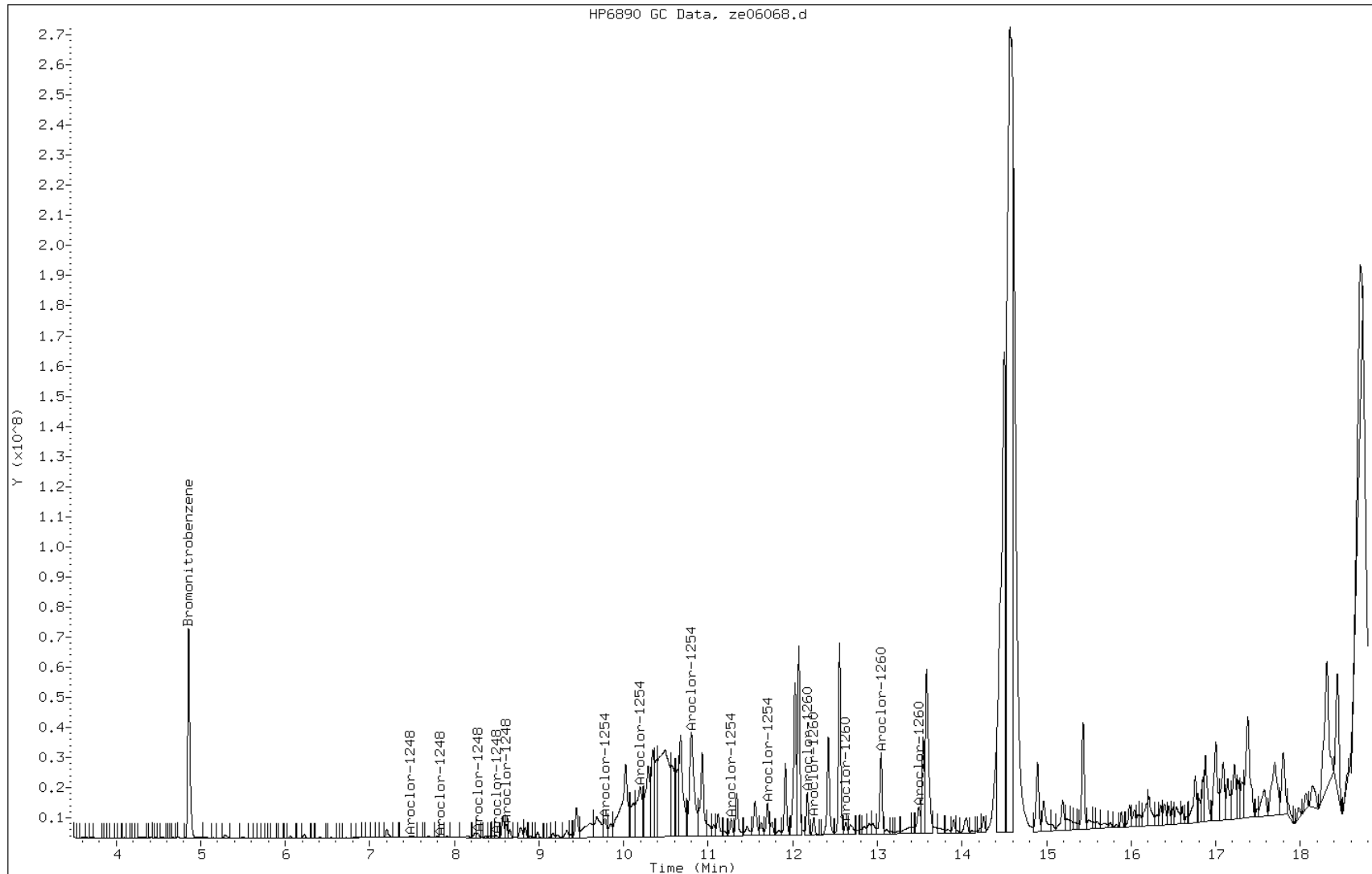
Data File: ze06068.d

Date: 07-MAY-2013 16:29

Client ID: HP0200B-CS-SP

Instrument: SGZECD1.i

Sample Info: 680-89791-A-2-B MS~3Z050613~DL=100 Operator:



FORM I  
GC SEMI VOA ORGANICS ANALYSIS DATA SHEET

Lab Name: TestAmerica Savannah Job No.: 680-89791-4  
 SDG No.: 68089791-4  
 Client Sample ID: HP0200B-CS-SP MS Lab Sample ID: 680-89791-2 MS  
 Matrix: Solid Lab File ID: ze06068.d  
 Analysis Method: 8081B/8082A Date Collected: 04/24/2013 10:30  
 Extraction Method: 3546 Date Extracted: 05/01/2013 17:35  
 Sample wt/vol: 15.01(g) Date Analyzed: 05/07/2013 16:29  
 Con. Extract Vol.: 5(mL) Dilution Factor: 100  
 Injection Volume: 2(uL) GC Column: CLP II ID: 0.32(mm)  
 % Moisture: 15.9 GPC Cleanup: (Y/N) N  
 Analysis Batch No.: 275897 Units: ug/Kg

CAS NO.	COMPOUND NAME	RESULT	Q	RL	MDL
12672-29-6	PCB-1248	3770	J	3900	860
11097-69-1	PCB-1254	8020		3900	270

CAS NO.	SURROGATE	%REC	Q	LIMITS
2051-24-3	DCB Decachlorobiphenyl	0	D	54-133
877-09-8	Tetrachloro-m-xylene	0	D	46-130

TESTAMERICA SAVANNAH

8081/8082 PESTICIDE/PCB

Data file : /chem/SG/SGZECD2.i/3Z050613.b/ze06068.d  
 Lab Smp Id: 680-89791-A-2-B MS Client Smp ID: HP0200B-CS-SP  
 Inj Date : 07-MAY-2013 16:29  
 Operator : Inst ID: SGZECD2.i  
 Smp Info : 680-89791-A-2-B MS~3Z050613~DL=100  
 Misc Info : 680-89791-A-2-B MS  
 Comment :  
 Method : /chem/SG/SGZECD2.i/3Z050613.b/z3-808182-e2.m  
 Meth Date : 08-May-2013 09:09 kellarj Quant Type: ISTD  
 Cal Date : 05-MAY-2013 05:27 Cal File: ze04043.d  
 Als bottle: 68 QC Sample: MS  
 Dil Factor: 100.00000  
 Integrator: Falcon Compound Sublist: pcb.sub  
 Target Version: 3.50 Sample Matrix: SOLID  
 Processing Host: savchem3

Concentration Formula: Amt \* DF \* Vt/Ws \* 100/(100 - M) \* A \* E \* CpndVariable

Name	Value	Description
DF	100.00000	Dilution Factor
Vt	5.00000	Volume of final extract
Ws	15.01000	Weight of sample extract
M	0.00000	% Moisture
A	1000.00000	g to kg conversion
E	1.00000	ug to mg conversion (1 if no conversion)

Cpnd Variable Local Compound Variable

CONCENTRATIONS							
		ON-COL	FINAL				
RT	EXP RT (REL RT)	RESPONSE (ug/mL)	(ug/kg)	TARGET	RANGE	RATIO	
==	=====	=====	=====	=====	=====	=====	
* 1 Bromonitrobenzene CAS #:							
4.659	4.658 (1.000)	92047788	92047788	0.08000	0.0800	80.00- 120.00	100.00
-----							
38 Aroclor-1248 CAS #: 12672-29-6							
7.744	7.745 (1.662)	551964	551964	0.04139	1380	80.00- 120.00	100.00(a)
8.508	8.510 (1.826)	2052048	2052048	0.08309	2770	165.07- 205.07	371.77
9.914	9.918 (2.128)	1230323	1230323	0.11116	3700	237.97- 277.97	222.90
9.986	9.986 (2.143)	1731162	1731162	0.07279	2420	43.26- 83.26	313.64
10.093	10.090 (2.166)	8085231	8085231	0.16793	5590	98.87- 138.87	1464.81
Average of Peak Concentrations =				3170			
-----							



CONCENTRATIONS								
RT	EXP RT (REL RT)	ON-COL		FINAL	TARGET RANGE		RATIO	
		RESPONSE (ug/mL)		(ug/kg)				
==	=====	=====	=====	=====	=====	=====	=====	=====
39 Aroclor-1254				CAS #: 11097-69-1				
10.154	10.155 (2.179)	6943053	6943053	0.14741	4910	80.00-	120.00	100.00
10.453	10.455 (2.243)	12954074	12954074	0.24358	8110	77.34-	117.34	186.58
11.183	11.185 (2.400)	11472216	11472216	0.15194	5060	116.51-	156.51	165.23
11.539	11.540 (2.477)	8615312	8615312	0.15281	5090	83.59-	123.59	124.09
12.094	12.088 (2.596)	14418258	14418258	0.31691	10600	19.72-	59.72	207.66
Average of Peak Concentrations =				6750				
-----								
40 Aroclor-1260				CAS #: 11096-82-5				
12.529	12.518 (2.689)	140043917	140043917	2.30827	76900	80.00-	120.00	100.00(AR)
12.604	12.603 (2.705)	17944069	17944069	0.56206	18700	36.84-	76.84	12.81
12.981	12.980 (2.786)	25658588	25658588	0.41614	13900	84.02-	124.02	18.32
13.094	13.091 (2.810)	117361635	117361635	3.98133	133000	29.57-	69.57	83.80
13.368	13.366 (2.869)	130052893	130052893	0.90455	30100	196.99-	236.99	92.87
Average of Peak Concentrations =				54400				
-----								

QC Flag Legend

- a - Target compound detected but, quantitated amount Below Limit Of Quantitation(BLOQ).
- A - Target compound detected but, quantitated amount exceeded maximum amount.
- R - Spike/Surrogate failed recovery limits.

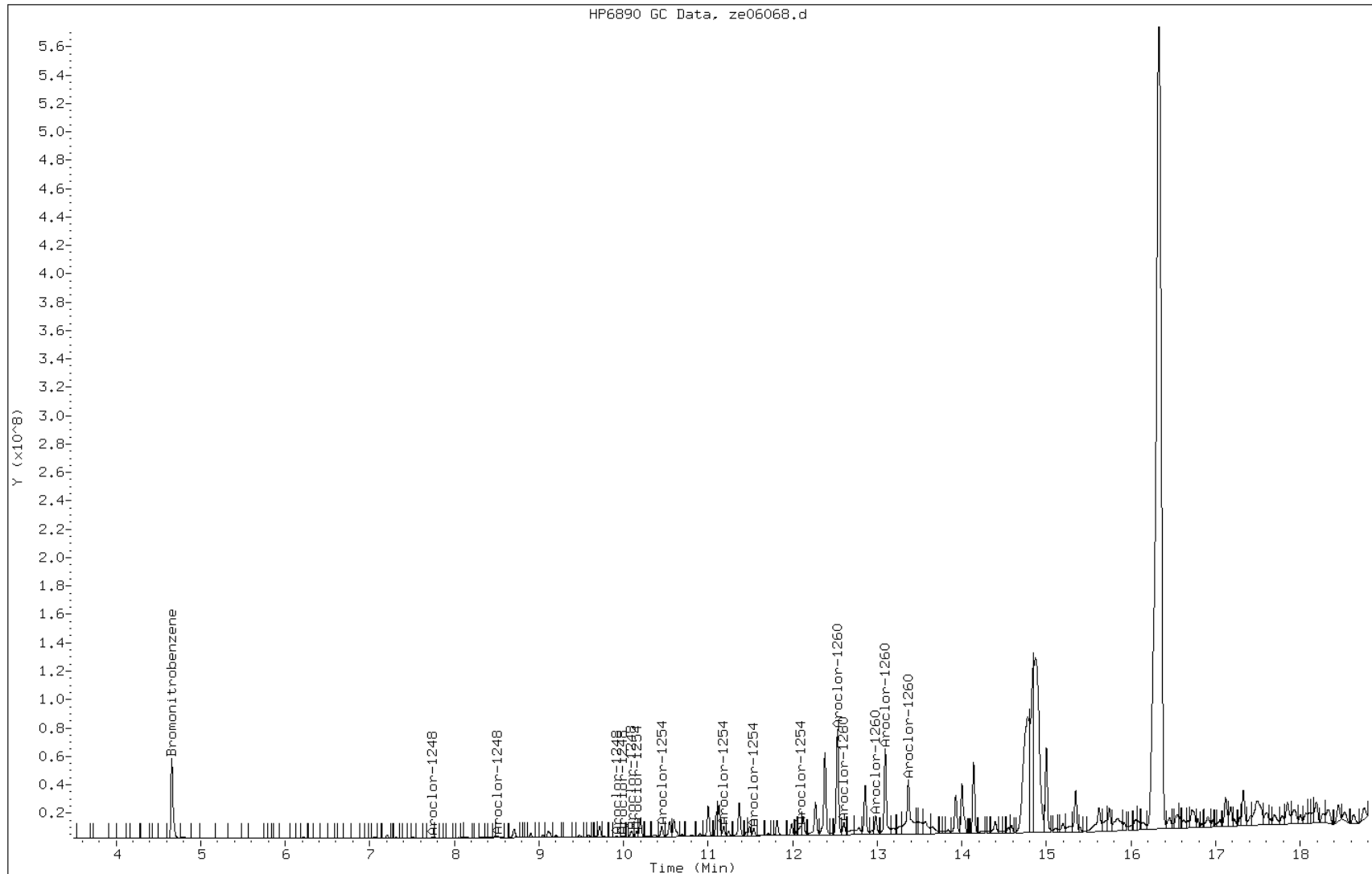
Data File: ze06068.d

Date: 07-MAY-2013 16:29

Client ID: HP0200B-CS-SP

Instrument: SGZECD2.i

Sample Info: 680-89791-A-2-B MS~3Z050613~DL=100 Operator:



FORM I  
GC SEMI VOA ORGANICS ANALYSIS DATA SHEET

Lab Name: TestAmerica Savannah Job No.: 680-89791-4  
 SDG No.: 68089791-4  
 Client Sample ID: HP0200B-CS-SP MSD Lab Sample ID: 680-89791-2 MSD  
 Matrix: Solid Lab File ID: ze06069.d  
 Analysis Method: 8081B/8082A Date Collected: 04/24/2013 10:30  
 Extraction Method: 3546 Date Extracted: 05/01/2013 17:35  
 Sample wt/vol: 15.11(g) Date Analyzed: 05/07/2013 16:51  
 Con. Extract Vol.: 5(mL) Dilution Factor: 100  
 Injection Volume: 2(uL) GC Column: CLP I ID: 0.32 (mm)  
 % Moisture: 15.9 GPC Cleanup: (Y/N) N  
 Analysis Batch No.: 275897 Units: ug/Kg

CAS NO.	COMPOUND NAME	RESULT	Q	RL	MDL
12674-11-2	PCB-1016	3900	U	3900	340
11104-28-2	PCB-1221	7900	U	7900	570
11141-16-5	PCB-1232	3900	U	3900	390
53469-21-9	PCB-1242	3900	U	3900	330
11096-82-5	PCB-1260	13200		3900	790

CAS NO.	SURROGATE	%REC	Q	LIMITS
2051-24-3	DCB Decachlorobiphenyl	0	D	54-133
877-09-8	Tetrachloro-m-xylene	0	D	46-130

TESTAMERICA SAVANNAH

8081/8082 PESTICIDE/PCB

Data file : /chem/SG/SGZECD1.i/3Z050613.b/ze06069.d  
 Lab Smp Id: 680-89791-A-2-C MSD Client Smp ID: HP0200B-CS-SP  
 Inj Date : 07-MAY-2013 16:51  
 Operator : Inst ID: SGZECD1.i  
 Smp Info : 680-89791-A-2-C MSD~3Z050613~DL=100  
 Misc Info : 680-89791-A-2-C MSD  
 Comment :  
 Method : /chem/SG/SGZECD1.i/3Z050613.b/z3-808182-e1.m  
 Meth Date : 08-May-2013 09:09 kellarj Quant Type: ISTD  
 Cal Date : 05-MAY-2013 05:27 Cal File: ze04043.d  
 Als bottle: 69 QC Sample: MSD  
 Dil Factor: 100.00000  
 Integrator: Falcon Compound Sublist: pcb.sub  
 Target Version: 3.50 Sample Matrix: SOLID  
 Processing Host: savchem3

Concentration Formula: Amt \* DF \* Vt/Ws \* 100/(100 - M) \* A \* E \* CpndVariable

Name	Value	Description
DF	100.00000	Dilution Factor
Vt	5.00000	Volume of final extract
Ws	15.11000	Weight of sample extract
M	0.00000	% Moisture
A	1000.00000	g to kg conversion
E	1.00000	ug to mg conversion (1 if no conversion)

Cpnd Variable Local Compound Variable

CONCENTRATIONS								
		ON-COL	FINAL					
RT	EXP RT (REL RT)	RESPONSE (ug/mL)	(ug/kg)	TARGET	RANGE			RATIO
==	=====	=====	=====	=====	=====			=====
* 1 Bromonitrobenzene CAS #:								
4.857	4.857 (1.000)	118001021	118001021	0.08000	0.0800	80.00-	120.00	100.00
-----								
38 Aroclor-1248 CAS #: 12672-29-6								
7.480	7.480 (1.540)	1046968	1046968	0.04866	1610	80.00-	120.00	100.00(R)
7.834	7.837 (1.613)	108371	108371	0.01605	531	13.95-	53.95	10.35
8.275	8.277 (1.704)	3171712	3171712	0.10557	3490	124.69-	164.69	302.94
8.494	8.495 (1.749)	1645094	1645094	0.10351	3420	26.38-	66.38	157.13
8.614	8.599 (1.773)	7385619	7385619	0.60154	19900	41.23-	81.23	705.43
Average of Peak Concentrations =				5790				

CONCENTRATIONS							
RT	EXP RT (REL RT)	ON-COL		FINAL	TARGET RANGE	RATIO	
		RESPONSE (ug/mL)		(ug/kg)			
==	=====	=====	=====	=====	=====	=====	=====
39 Aroclor-1254		CAS #: 11097-69-1					
9.780	9.782 (2.014)	14033887	14033887	0.30605	10100 80.00-	120.00	100.00(R)
10.195	10.197 (2.099)	52924308	52924308	0.85067	28100 110.79-	150.79	377.12
10.804	10.832 (2.224)	102552091	102552091	1.26707	41900 147.87-	187.87	730.75
11.272	11.272 (2.321)	10427169	10427169	0.16836	5570 35.73-	75.73	74.30
11.702	11.709 (2.409)	22033924	22033924	0.63994	21200 0.00-	20.00	157.01
Average of Peak Concentrations =				21400			
-----							
40 Aroclor-1260		CAS #: 11096-82-5					
12.174	12.174 (2.506)	23074423	23074423	0.41497	13700 80.00-	120.00	100.00(R)
12.249	12.249 (2.522)	10034852	10034852	0.33767	11200 33.05-	73.05	43.49
12.627	12.629 (2.600)	8476200	8476200	0.29899	9890 31.49-	71.49	36.73
13.044	13.042 (2.686)	46053009	46053009	0.34115	11300 198.60-	238.60	199.58
13.490	13.489 (2.777)	19072601	19072601	0.28149	9310 88.76-	128.76	82.66
Average of Peak Concentrations =				11100			
-----							

QC Flag Legend

R - Spike/Surrogate failed recovery limits.

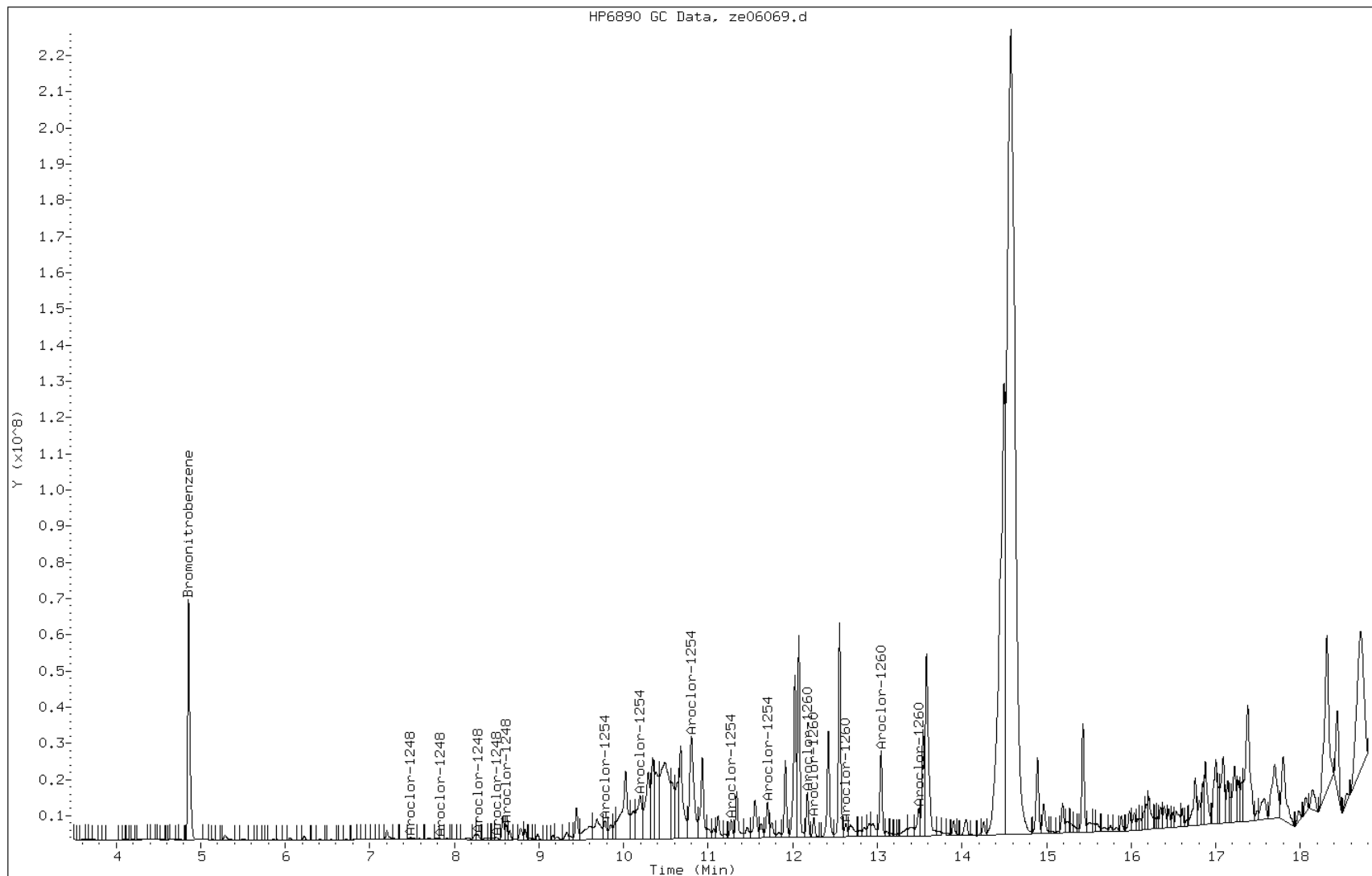
Data File: ze06069.d

Date: 07-MAY-2013 16:51

Client ID: HP0200B-CS-SP

Instrument: SGZECD1.i

Sample Info: 680-89791-A-2-C MSD~3Z050613~DL=100 Operator:



FORM I  
GC SEMI VOA ORGANICS ANALYSIS DATA SHEET

Lab Name: TestAmerica Savannah Job No.: 680-89791-4  
 SDG No.: 68089791-4  
 Client Sample ID: HP0200B-CS-SP MSD Lab Sample ID: 680-89791-2 MSD  
 Matrix: Solid Lab File ID: ze06069.d  
 Analysis Method: 8081B/8082A Date Collected: 04/24/2013 10:30  
 Extraction Method: 3546 Date Extracted: 05/01/2013 17:35  
 Sample wt/vol: 15.11(g) Date Analyzed: 05/07/2013 16:51  
 Con. Extract Vol.: 5(mL) Dilution Factor: 100  
 Injection Volume: 2(uL) GC Column: CLP II ID: 0.32(mm)  
 % Moisture: 15.9 GPC Cleanup: (Y/N) N  
 Analysis Batch No.: 275897 Units: ug/Kg

CAS NO.	COMPOUND NAME	RESULT	Q	RL	MDL
12672-29-6	PCB-1248	3140	J	3900	850
11097-69-1	PCB-1254	7420		3900	270

CAS NO.	SURROGATE	%REC	Q	LIMITS
2051-24-3	DCB Decachlorobiphenyl	0	D	54-133
877-09-8	Tetrachloro-m-xylene	0	D	46-130

TESTAMERICA SAVANNAH

8081/8082 PESTICIDE/PCB

Data file : /chem/SG/SGZECD2.i/3Z050613.b/ze06069.d  
 Lab Smp Id: 680-89791-A-2-C MSD Client Smp ID: HP0200B-CS-SP  
 Inj Date : 07-MAY-2013 16:51  
 Operator : Inst ID: SGZECD2.i  
 Smp Info : 680-89791-A-2-C MSD~3Z050613~DL=100  
 Misc Info : 680-89791-A-2-C MSD  
 Comment :  
 Method : /chem/SG/SGZECD2.i/3Z050613.b/z3-808182-e2.m  
 Meth Date : 08-May-2013 09:09 kellarj Quant Type: ISTD  
 Cal Date : 05-MAY-2013 05:27 Cal File: ze04043.d  
 Als bottle: 69 QC Sample: MSD  
 Dil Factor: 100.00000  
 Integrator: Falcon Compound Sublist: pcb.sub  
 Target Version: 3.50 Sample Matrix: SOLID  
 Processing Host: savchem3

Concentration Formula: Amt \* DF \* Vt/Ws \* 100/(100 - M) \* A \* E \* CpndVariable

Name	Value	Description
DF	100.00000	Dilution Factor
Vt	5.00000	Volume of final extract
Ws	15.11000	Weight of sample extract
M	0.00000	% Moisture
A	1000.00000	g to kg conversion
E	1.00000	ug to mg conversion (1 if no conversion)

Cpnd Variable Local Compound Variable

CONCENTRATIONS							
RT	EXP RT (REL RT)	ON-COL		FINAL	TARGET RANGE	RATIO	
		RESPONSE	(ug/mL)				
==	=====	=====	=====	=====	=====	=====	=====
* 1	Bromonitrobenzene			CAS #:			
4.660	4.658 (1.000)	89690502	89690502	0.08000	0.0800 80.00- 120.00	100.00	
-----							
38	Aroclor-1248			CAS #: 12672-29-6			
7.746	7.745 (1.662)	451381	451381	0.03473	1150 80.00- 120.00	100.00(a)	
8.508	8.510 (1.826)	1558079	1558079	0.06474	2140 165.07- 205.07	345.18	
9.915	9.918 (2.128)	931341	931341	0.08636	2860 237.97- 277.97	206.33	
9.986	9.986 (2.143)	1553988	1553988	0.06706	2220 43.26- 83.26	344.27	
10.093	10.090 (2.166)	6843773	6843773	0.14588	4830 98.87- 138.87	1516.18	
Average of Peak Concentrations =				2640			



CONCENTRATIONS								
RT	EXP RT (REL RT)	ON-COL		FINAL	TARGET RANGE		RATIO	
		RESPONSE	(ug/mL)	(ug/kg)				
==	=====	=====	=====	=====	=====	=====	=====	=====
39 Aroclor-1254				CAS #: 11097-69-1				
10.155	10.155 (2.179)	5972462	5972462	0.13014	4310	80.00-	120.00	100.00
10.453	10.455 (2.243)	10999399	10999399	0.21226	7020	77.34-	117.34	184.17
11.185	11.185 (2.400)	10257228	10257228	0.13942	4610	116.51-	156.51	171.74
11.540	11.540 (2.477)	8198542	8198542	0.14924	4940	83.59-	123.59	137.27
12.095	12.088 (2.596)	13827279	13827279	0.31191	10300	19.72-	59.72	231.52
Average of Peak Concentrations =				6240				
-----								
40 Aroclor-1260				CAS #: 11096-82-5				
12.531	12.518 (2.689)	126573997	126573997	2.14109	70800	80.00-	120.00	100.00(AR)
12.605	12.603 (2.705)	18132642	18132642	0.58289	19300	36.84-	76.84	14.33
12.981	12.980 (2.786)	26458048	26458048	0.44039	14600	84.02-	124.02	20.90
13.095	13.091 (2.810)	111318225	111318225	3.87557	128000	29.57-	69.57	87.95
13.368	13.366 (2.869)	231049652	231049652	1.64925	54600	196.99-	236.99	182.54
Average of Peak Concentrations =				57500				
-----								

QC Flag Legend

- a - Target compound detected but, quantitated amount Below Limit Of Quantitation(BLOQ).
- A - Target compound detected but, quantitated amount exceeded maximum amount.
- R - Spike/Surrogate failed recovery limits.

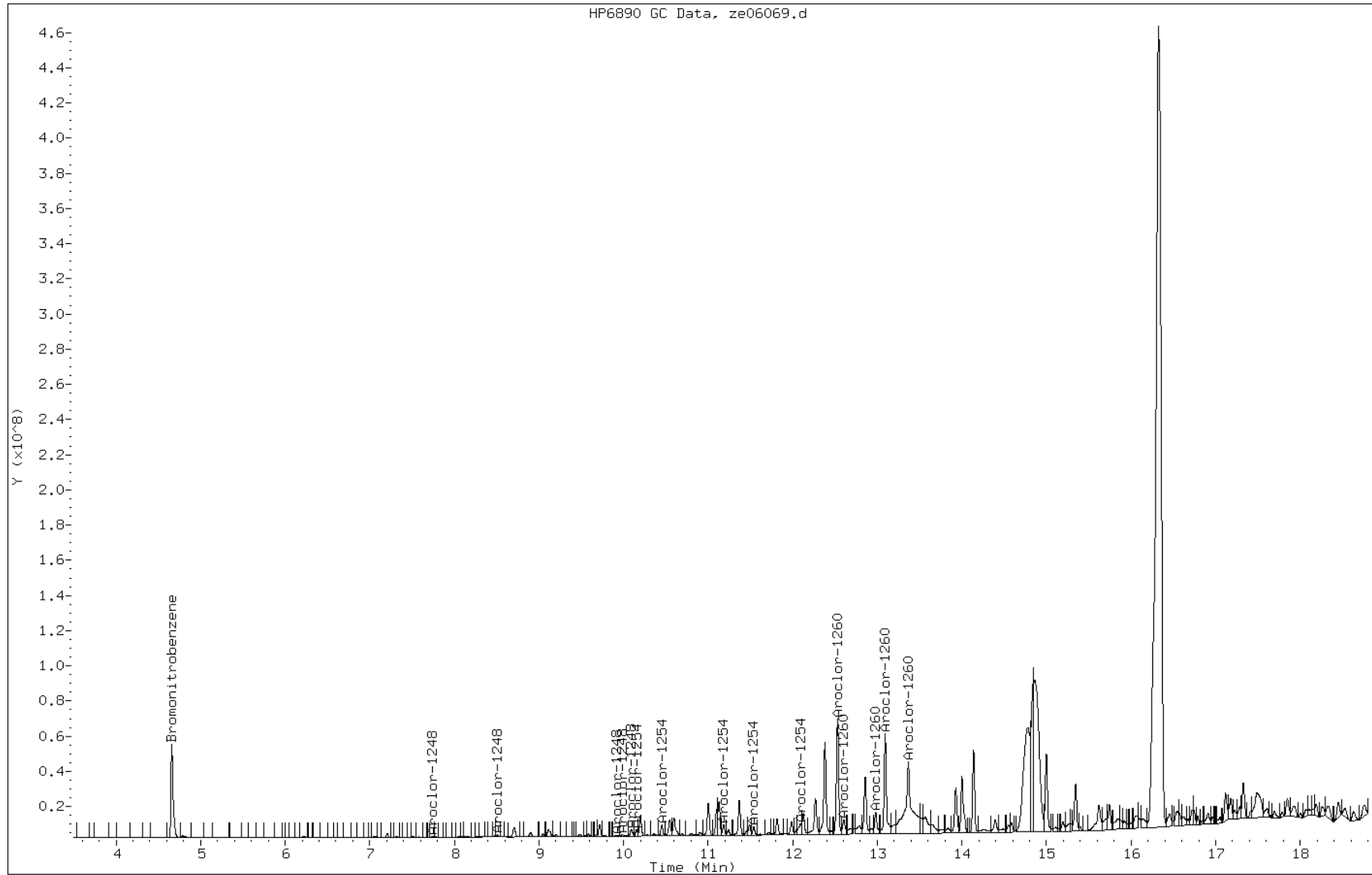
Data File: ze06069.d

Date: 07-MAY-2013 16:51

Client ID: HP0200B-CS-SP

Instrument: SGZECD2.i

Sample Info: 680-89791-A-2-C MSD~3Z050613~DL=100 Operator:



## GC SEMI VOA ANALYSIS RUN LOG

Lab Name: TestAmerica SavannahJob No.: 680-89791-4SDG No.: 68089791-4Instrument ID: SGZStart Date: 05/04/2013 12:34Analysis Batch Number: 275673End Date: 05/05/2013 07:19

LAB SAMPLE ID	CLIENT SAMPLE ID	DATE ANALYZED	DILUTION FACTOR	LAB FILE ID	COLUMN ID
PEM 680-275673/1		05/04/2013 12:34	1		CLP I 0.32 (mm)
PEM 680-275673/1		05/04/2013 12:34	1		CLP II 0.32 (mm)
IC 680-275673/4		05/04/2013 16:47	1	ze04009.d	CLP I 0.32 (mm)
IC 680-275673/4		05/04/2013 16:47	1	ze04009.d	CLP II 0.32 (mm)
IC 680-275673/5		05/04/2013 17:09	1	ze04010.d	CLP I 0.32 (mm)
IC 680-275673/5		05/04/2013 17:09	1	ze04010.d	CLP II 0.32 (mm)
IC 680-275673/6		05/04/2013 17:32	1	ze04011.d	CLP I 0.32 (mm)
IC 680-275673/6		05/04/2013 17:32	1	ze04011.d	CLP II 0.32 (mm)
IC 680-275673/7		05/04/2013 17:54	1	ze04012.d	CLP I 0.32 (mm)
IC 680-275673/7		05/04/2013 17:54	1	ze04012.d	CLP II 0.32 (mm)
IC 680-275673/8		05/04/2013 18:16	1	ze04013.d	CLP I 0.32 (mm)
IC 680-275673/8		05/04/2013 18:16	1	ze04013.d	CLP II 0.32 (mm)
IC 680-275673/9		05/04/2013 18:39	1	ze04014.d	CLP I 0.32 (mm)
IC 680-275673/9		05/04/2013 18:39	1	ze04014.d	CLP II 0.32 (mm)
ICV 680-275673/10		05/04/2013 19:01	1	ze04015.d	CLP I 0.32 (mm)
ICV 680-275673/10		05/04/2013 19:01	1	ze04015.d	CLP II 0.32 (mm)
IC 680-275673/11		05/04/2013 19:23	1	ze04016.d	CLP I 0.32 (mm)
IC 680-275673/11		05/04/2013 19:23	1	ze04016.d	CLP II 0.32 (mm)
IC 680-275673/12		05/04/2013 19:46	1	ze04017.d	CLP I 0.32 (mm)
IC 680-275673/12		05/04/2013 19:46	1	ze04017.d	CLP II 0.32 (mm)
IC 680-275673/13		05/04/2013 20:08	1	ze04018.d	CLP I 0.32 (mm)
IC 680-275673/13		05/04/2013 20:08	1	ze04018.d	CLP II 0.32 (mm)
IC 680-275673/14		05/04/2013 20:30	1	ze04019.d	CLP I 0.32 (mm)
IC 680-275673/14		05/04/2013 20:30	1	ze04019.d	CLP II 0.32 (mm)
IC 680-275673/15		05/04/2013 20:53	1	ze04020.d	CLP I 0.32 (mm)
IC 680-275673/15		05/04/2013 20:53	1	ze04020.d	CLP II 0.32 (mm)
IC 680-275673/16		05/04/2013 21:15	1	ze04021.d	CLP I 0.32 (mm)
IC 680-275673/16		05/04/2013 21:15	1	ze04021.d	CLP II 0.32 (mm)
ICIS 680-275673/17		05/04/2013 21:38	1	ze04022.d	CLP I 0.32 (mm)
ICIS 680-275673/17		05/04/2013 21:38	1	ze04022.d	CLP II 0.32 (mm)
IC 680-275673/18		05/04/2013 22:00	1	ze04023.d	CLP I 0.32 (mm)
IC 680-275673/18		05/04/2013 22:00	1	ze04023.d	CLP II 0.32 (mm)
IC 680-275673/19		05/04/2013 22:22	1	ze04024.d	CLP I 0.32 (mm)
IC 680-275673/19		05/04/2013 22:22	1	ze04024.d	CLP II 0.32 (mm)
IC 680-275673/20		05/04/2013 22:45	1	ze04025.d	CLP I 0.32 (mm)
IC 680-275673/20		05/04/2013 22:45	1	ze04025.d	CLP II 0.32 (mm)
ICV 680-275673/21		05/04/2013 23:07	1	ze04026.d	CLP I 0.32 (mm)
ICV 680-275673/21		05/04/2013 23:07	1	ze04026.d	CLP II 0.32 (mm)
IC 680-275673/22		05/04/2013 23:29	1		CLP I 0.32 (mm)
IC 680-275673/22		05/04/2013 23:29	1		CLP II 0.32 (mm)
IC 680-275673/23		05/04/2013 23:52	1		CLP I 0.32 (mm)
IC 680-275673/23		05/04/2013 23:52	1		CLP II 0.32 (mm)
IC 680-275673/24		05/05/2013 00:14	1		CLP I 0.32 (mm)
IC 680-275673/24		05/05/2013 00:14	1		CLP II 0.32 (mm)
IC 680-275673/25		05/05/2013 00:37	1		CLP I 0.32 (mm)

## GC SEMI VOA ANALYSIS RUN LOG

Lab Name: TestAmerica SavannahJob No.: 680-89791-4SDG No.: 68089791-4Instrument ID: SGZStart Date: 05/04/2013 12:34Analysis Batch Number: 275673End Date: 05/05/2013 07:19

LAB SAMPLE ID	CLIENT SAMPLE ID	DATE ANALYZED	DILUTION FACTOR	LAB FILE ID	COLUMN ID
IC 680-275673/25		05/05/2013 00:37	1		CLP II 0.32 (mm)
IC 680-275673/26		05/05/2013 00:59	1		CLP I 0.32 (mm)
IC 680-275673/26		05/05/2013 00:59	1		CLP II 0.32 (mm)
IC 680-275673/27		05/05/2013 01:21	1		CLP I 0.32 (mm)
IC 680-275673/27		05/05/2013 01:21	1		CLP II 0.32 (mm)
ICV 680-275673/28		05/05/2013 01:43	1		CLP I 0.32 (mm)
ICV 680-275673/28		05/05/2013 01:43	1		CLP II 0.32 (mm)
IC 680-275673/29		05/05/2013 02:06	1		CLP I 0.32 (mm)
IC 680-275673/29		05/05/2013 02:06	1		CLP II 0.32 (mm)
IC 680-275673/30		05/05/2013 02:28	1		CLP I 0.32 (mm)
IC 680-275673/30		05/05/2013 02:28	1		CLP II 0.32 (mm)
IC 680-275673/31		05/05/2013 02:50	1		CLP I 0.32 (mm)
IC 680-275673/31		05/05/2013 02:50	1		CLP II 0.32 (mm)
IC 680-275673/32		05/05/2013 03:13	1		CLP I 0.32 (mm)
IC 680-275673/32		05/05/2013 03:13	1		CLP II 0.32 (mm)
IC 680-275673/33		05/05/2013 03:35	1		CLP I 0.32 (mm)
IC 680-275673/33		05/05/2013 03:35	1		CLP II 0.32 (mm)
IC 680-275673/34		05/05/2013 03:57	1		CLP I 0.32 (mm)
IC 680-275673/34		05/05/2013 03:57	1		CLP II 0.32 (mm)
ICV 680-275673/35		05/05/2013 04:20	1		CLP I 0.32 (mm)
ICV 680-275673/35		05/05/2013 04:20	1		CLP II 0.32 (mm)
IC 680-275673/36		05/05/2013 04:42	1		CLP I 0.32 (mm)
IC 680-275673/36		05/05/2013 04:42	1		CLP II 0.32 (mm)
IC 680-275673/37		05/05/2013 05:04	1		CLP I 0.32 (mm)
IC 680-275673/37		05/05/2013 05:04	1		CLP II 0.32 (mm)
IC 680-275673/38		05/05/2013 05:27	1		CLP I 0.32 (mm)
IC 680-275673/38		05/05/2013 05:27	1		CLP II 0.32 (mm)
IC 680-275673/39		05/05/2013 05:49	1		CLP I 0.32 (mm)
IC 680-275673/39		05/05/2013 05:49	1		CLP II 0.32 (mm)
IC 680-275673/40		05/05/2013 06:11	1		CLP I 0.32 (mm)
IC 680-275673/40		05/05/2013 06:11	1		CLP II 0.32 (mm)
IC 680-275673/41		05/05/2013 06:34	1		CLP I 0.32 (mm)
IC 680-275673/41		05/05/2013 06:34	1		CLP II 0.32 (mm)
ICV 680-275673/42		05/05/2013 06:56	1		CLP I 0.32 (mm)
ICV 680-275673/42		05/05/2013 06:56	1		CLP II 0.32 (mm)
PEM 680-275673/43		05/05/2013 07:19	1		CLP I 0.32 (mm)
PEM 680-275673/43		05/05/2013 07:19	1		CLP II 0.32 (mm)

## GC SEMI VOA ANALYSIS RUN LOG

Lab Name: TestAmerica SavannahJob No.: 680-89791-4SDG No.: 68089791-4Instrument ID: SGZStart Date: 05/07/2013 11:38Analysis Batch Number: 275897End Date: 05/07/2013 20:58

LAB SAMPLE ID	CLIENT SAMPLE ID	DATE ANALYZED	DILUTION FACTOR	LAB FILE ID	COLUMN ID
CCVIS 680-275897/1		05/07/2013 11:38	1	ze06055.d	CLP I 0.32 (mm)
CCVIS 680-275897/1		05/07/2013 11:38	1	ze06055.d	CLP II 0.32 (mm)
PIBLK 680-275897/2		05/07/2013 12:45	1	ze06058.d	CLP I 0.32 (mm)
PIBLK 680-275897/2		05/07/2013 12:45	1	ze06058.d	CLP II 0.32 (mm)
MB 680-275119/10-A		05/07/2013 14:37	1	ze06063.d	CLP I 0.32 (mm)
MB 680-275119/10-A		05/07/2013 14:37	1	ze06063.d	CLP II 0.32 (mm)
LCS 680-275119/11-A		05/07/2013 14:59	1	ze06064.d	CLP I 0.32 (mm)
LCS 680-275119/11-A		05/07/2013 14:59	1	ze06064.d	CLP II 0.32 (mm)
ZZZZZ		05/07/2013 15:22	1		CLP I 0.32 (mm)
ZZZZZ		05/07/2013 15:22	1		CLP II 0.32 (mm)
680-89791-1	HP0200A-CS-SP	05/07/2013 15:44	25	ze06066.d	CLP I 0.32 (mm)
680-89791-1	HP0200A-CS-SP	05/07/2013 15:44	25	ze06066.d	CLP II 0.32 (mm)
680-89791-2	HP0200B-CS-SP	05/07/2013 16:07	100	ze06067.d	CLP I 0.32 (mm)
680-89791-2	HP0200B-CS-SP	05/07/2013 16:07	100	ze06067.d	CLP II 0.32 (mm)
680-89791-2 MS	HP0200B-CS-SP MS	05/07/2013 16:29	100	ze06068.d	CLP I 0.32 (mm)
680-89791-2 MS	HP0200B-CS-SP MS	05/07/2013 16:29	100	ze06068.d	CLP II 0.32 (mm)
680-89791-2 MSD	HP0200B-CS-SP MSD	05/07/2013 16:51	100	ze06069.d	CLP I 0.32 (mm)
680-89791-2 MSD	HP0200B-CS-SP MSD	05/07/2013 16:51	100	ze06069.d	CLP II 0.32 (mm)
CCV 680-275897/10		05/07/2013 19:51	1	ze06077.d	CLP I 0.32 (mm)
CCV 680-275897/10		05/07/2013 19:51	1	ze06077.d	CLP II 0.32 (mm)
PIBLK 680-275897/11		05/07/2013 20:58	1	ze06080.d	CLP I 0.32 (mm)
PIBLK 680-275897/11		05/07/2013 20:58	1	ze06080.d	CLP II 0.32 (mm)

GC SEMI VOA BATCH WORKSHEET

Lab Name: TestAmerica Savannah Job No.: 680-89791-4

SDG No.: 68089791-4

Batch Number: 275119 Batch Start Date: 05/01/13 17:35 Batch Analyst: Sapp, Jonathan

Batch Method: 3546 Batch End Date: 05/01/13 18:05

Lab Sample ID	Client Sample ID	Method Chain	Basis	InitialAmount	FinalAmount	1660wkSPIK 00100	PESTwksURR 00146		
680-89791-A-1	HP0200A-CS-SP	3546, 8081B/8082A	T	15.02 g	5 mL		0.5 mL		
680-89791-A-2	HP0200B-CS-SP	3546, 8081B/8082A	T	15.05 g	5 mL		0.5 mL		
MB 680-275119/10		3546, 8081B/8082A		15.06 g	5 mL		0.5 mL		
LCS 680-275119/11		3546, 8081B/8082A		15.22 g	5 mL	0.5 mL	0.5 mL		
680-89791-A-2 MS	HP0200B-CS-SP	3546, 8081B/8082A	T	15.01 g	5 mL	0.5 mL	0.5 mL		
680-89791-A-2 MSD	HP0200B-CS-SP	3546, 8081B/8082A	T	15.11 g	5 mL	0.5 mL	0.5 mL		

Batch Notes	
Acetone Lot #	2939964
Balance ID	30
Batch Comment	8082 Box HI
Person's name who did the concentration	WBB/JCS/AJW
Exchange Solvent Lot #	3085797
Exchange Solvent Name	HEXANE
Final Concentrator Volume	5 mL
Hexane Lot#	2939964
Microwave Start Time	1735
Microwave Stop Time	1805
Na2SO4 Lot Number	3073395
Ottawa Sand Lot #	3002557
Person's name who did the prep	AJW
Person who witnessed spiking	JCS

Basis	Basis Description
T	Total/NA

The pound sign (#) in the amount added field denotes that the reagent was used undiluted. All calculations are performed using the stated concentration for this reagent.

# **METALS**

COVER PAGE  
METALS

Lab Name: TestAmerica Savannah

Job Number: 680-89791-4

SDG No.: 68089791-4

Project: 35th Avenue Superfund Site

Client Sample ID	Lab Sample ID
<u>HP0200B-CS-SP</u>	<u>680-89791-2</u>
<u>CV1342B-CS-SP</u>	<u>680-89791-7</u>
<u>CV0790C-CS-SP</u>	<u>680-89791-15</u>
<u>CV1342B-CS-SP (sieve)</u>	<u>680-89791-16</u>
<u>CV0790C-CS-SP (sieve)</u>	<u>680-89791-17</u>
<u>CV0752B-CS-SP</u>	<u>680-89791-21</u>
<u>CV1227C-CS</u>	<u>680-89791-30</u>
<u>CV1228B-CS</u>	<u>680-89791-32</u>
<u>CV1142B-CS</u>	<u>680-89791-50</u>
<u>CV1142B-CS (sieve)</u>	<u>680-89791-55</u>
<u>CV1227C-CS (sieve)</u>	<u>680-89791-56</u>
<u>CV1228B-CS (sieve)</u>	<u>680-89791-57</u>
<u>CV0752B-CS-SP (sieve)</u>	<u>680-89791-58</u>

Comments:



1A-IN  
INORGANIC ANALYSIS DATA SHEET  
METALS

Client Sample ID: HP0200B-CS-SP

Lab Sample ID: 680-89791-2

Lab Name: TestAmerica Savannah

Job No.: 680-89791-4

SDG ID.: 68089791-4

Matrix: Solid

Date Sampled: 04/24/2013 10:30

Reporting Basis: DRY

Date Received: 04/27/2013 08:25

% Solids: 84.1

CAS No.	Analyte	Result	RL	MDL	Units	C	Q	DIL	Method
7440-38-2	Arsenic	26	2.3	0.68	mg/Kg		B	1	6010C
7440-39-3	Barium	300	1.2	0.35	mg/Kg			1	6010C
7440-43-9	Cadmium	6.4	0.58	0.12	mg/Kg			1	6010C
7440-47-3	Chromium	54	1.2	0.58	mg/Kg			1	6010C
7439-92-1	Lead	2900	12	6.1	mg/Kg			10	6010C
7782-49-2	Selenium	2.0	2.9	1.2	mg/Kg	J		1	6010C
7440-22-4	Silver	18	1.2	0.11	mg/Kg			1	6010C
7439-97-6	Mercury	0.48	0.11	0.045	mg/Kg			5	7471B

1A-IN  
INORGANIC ANALYSIS DATA SHEET  
METALS

Client Sample ID: CV1342B-CS-SP

Lab Sample ID: 680-89791-7

Lab Name: TestAmerica Savannah

Job No.: 680-89791-4

SDG ID.: 68089791-4

Matrix: Solid

Date Sampled: 04/24/2013 11:27

Reporting Basis: DRY

Date Received: 04/27/2013 08:25

% Solids: 81.1

CAS No.	Analyte	Result	RL	MDL	Units	C	Q	DIL	Method
7440-38-2	Arsenic	24	2.3	0.67	mg/Kg		B	1	6010C
7440-39-3	Barium	330	1.1	0.34	mg/Kg			1	6010C
7440-43-9	Cadmium	1.6	0.57	0.11	mg/Kg			1	6010C
7440-47-3	Chromium	69	1.1	0.57	mg/Kg			1	6010C
7439-92-1	Lead	240	1.1	0.61	mg/Kg			1	6010C
7782-49-2	Selenium	2.9	2.9	1.1	mg/Kg	U		1	6010C
7440-22-4	Silver	1.1	1.1	0.11	mg/Kg	U		1	6010C
7439-97-6	Mercury	0.91	0.11	0.044	mg/Kg			5	7471B

1A-IN  
INORGANIC ANALYSIS DATA SHEET  
METALS

Client Sample ID: CV0790C-CS-SP Lab Sample ID: 680-89791-15  
 Lab Name: TestAmerica Savannah Job No.: 680-89791-4  
 SDG ID.: 68089791-4  
 Matrix: Solid Date Sampled: 04/24/2013 13:54  
 Reporting Basis: DRY Date Received: 04/27/2013 08:25  
 % Solids: 74.2

CAS No.	Analyte	Result	RL	MDL	Units	C	Q	DIL	Method
7440-38-2	Arsenic	53	2.4	0.70	mg/Kg		B	1	6010C
7440-39-3	Barium	1100	1.2	0.35	mg/Kg			1	6010C
7440-43-9	Cadmium	0.40	0.59	0.12	mg/Kg	J		1	6010C
7440-47-3	Chromium	75	1.2	0.59	mg/Kg			1	6010C
7439-92-1	Lead	220	1.2	0.63	mg/Kg			1	6010C
7782-49-2	Selenium	2.1	3.0	1.2	mg/Kg	J		1	6010C
7440-22-4	Silver	1.2	1.2	0.11	mg/Kg	U		1	6010C
7439-97-6	Mercury	0.39	0.025	0.010	mg/Kg			1	7471B

1A-IN  
INORGANIC ANALYSIS DATA SHEET  
METALS

Client Sample ID: CV1342B-CS-SP (sieve)

Lab Sample ID: 680-89791-16

Lab Name: TestAmerica Savannah

Job No.: 680-89791-4

SDG ID.: 68089791-4

Matrix: Solid

Date Sampled: 04/24/2013 11:27

Reporting Basis: DRY

Date Received: 04/27/2013 08:25

% Solids: 81.0

CAS No.	Analyte	Result	RL	MDL	Units	C	Q	DIL	Method
7440-38-2	Arsenic	24	2.3	0.67	mg/Kg		B	1	6010C
7440-39-3	Barium	320	1.1	0.34	mg/Kg			1	6010C
7440-43-9	Cadmium	1.7	0.57	0.11	mg/Kg			1	6010C
7440-47-3	Chromium	62	1.1	0.57	mg/Kg			1	6010C
7439-92-1	Lead	240	1.1	0.61	mg/Kg			1	6010C
7782-49-2	Selenium	2.9	2.9	1.1	mg/Kg	U		1	6010C
7440-22-4	Silver	1.1	1.1	0.11	mg/Kg	U		1	6010C
7439-97-6	Mercury	0.79	0.11	0.044	mg/Kg			5	7471B

1A-IN  
INORGANIC ANALYSIS DATA SHEET  
METALS

Client Sample ID: CV0790C-CS-SP (sieve)

Lab Sample ID: 680-89791-17

Lab Name: TestAmerica Savannah

Job No.: 680-89791-4

SDG ID.: 68089791-4

Matrix: Solid

Date Sampled: 04/24/2013 13:54

Reporting Basis: DRY

Date Received: 04/27/2013 08:25

% Solids: 80.9

CAS No.	Analyte	Result	RL	MDL	Units	C	Q	DIL	Method
7440-38-2	Arsenic	36	2.3	0.68	mg/Kg		B	1	6010C
7440-39-3	Barium	260	1.2	0.35	mg/Kg			1	6010C
7440-43-9	Cadmium	0.47	0.58	0.12	mg/Kg	J		1	6010C
7440-47-3	Chromium	71	1.2	0.58	mg/Kg			1	6010C
7439-92-1	Lead	220	1.2	0.61	mg/Kg			1	6010C
7782-49-2	Selenium	2.9	2.9	1.2	mg/Kg	U		1	6010C
7440-22-4	Silver	1.2	1.2	0.11	mg/Kg	U		1	6010C
7439-97-6	Mercury	0.42	0.022	0.0092	mg/Kg			1	7471B

1A-IN  
 INORGANIC ANALYSIS DATA SHEET  
 METALS

Client Sample ID: CV0752B-CS-SP

Lab Sample ID: 680-89791-21

Lab Name: TestAmerica Savannah

Job No.: 680-89791-4

SDG ID.: 68089791-4

Matrix: Solid

Date Sampled: 04/25/2013 09:13

Reporting Basis: DRY

Date Received: 04/27/2013 08:25

% Solids: 80.8

CAS No.	Analyte	Result	RL	MDL	Units	C	Q	DIL	Method
7440-38-2	Arsenic	29	2.2	0.66	mg/Kg		B	1	6010C
7440-39-3	Barium	270	1.1	0.33	mg/Kg			1	6010C
7440-43-9	Cadmium	2.3	0.56	0.11	mg/Kg			1	6010C
7440-47-3	Chromium	76	1.1	0.56	mg/Kg			1	6010C
7439-92-1	Lead	380	1.1	0.59	mg/Kg			1	6010C
7782-49-2	Selenium	2.8	2.8	1.1	mg/Kg	U		1	6010C
7440-22-4	Silver	1.1	1.1	0.11	mg/Kg	U		1	6010C
7439-97-6	Mercury	0.42	0.023	0.0096	mg/Kg			1	7471B

1A-IN  
INORGANIC ANALYSIS DATA SHEET  
METALS

Client Sample ID: CV1227C-CS Lab Sample ID: 680-89791-30  
 Lab Name: TestAmerica Savannah Job No.: 680-89791-4  
 SDG ID.: 68089791-4  
 Matrix: Solid Date Sampled: 04/25/2013 10:50  
 Reporting Basis: DRY Date Received: 04/27/2013 08:25  
 % Solids: 70.7

CAS No.	Analyte	Result	RL	MDL	Units	C	Q	DIL	Method
7440-38-2	Arsenic	34	2.8	0.82	mg/Kg		B	1	6010C
7440-39-3	Barium	410	1.4	0.42	mg/Kg			1	6010C
7440-43-9	Cadmium	2.9	0.69	0.14	mg/Kg			1	6010C
7440-47-3	Chromium	47	1.4	0.69	mg/Kg			1	6010C
7439-92-1	Lead	380	1.4	0.73	mg/Kg			1	6010C
7782-49-2	Selenium	3.5	3.5	1.4	mg/Kg	U		1	6010C
7440-22-4	Silver	0.15	1.4	0.13	mg/Kg	J		1	6010C
7439-97-6	Mercury	0.34	0.027	0.011	mg/Kg			1	7471B

1A-IN  
INORGANIC ANALYSIS DATA SHEET  
METALS

Client Sample ID: CV1228B-CS Lab Sample ID: 680-89791-32  
 Lab Name: TestAmerica Savannah Job No.: 680-89791-4  
 SDG ID.: 68089791-4  
 Matrix: Solid Date Sampled: 04/25/2013 11:20  
 Reporting Basis: DRY Date Received: 04/27/2013 08:25  
 % Solids: 77.5

CAS No.	Analyte	Result	RL	MDL	Units	C	Q	DIL	Method
7440-38-2	Arsenic	33	2.5	0.74	mg/Kg		B	1	6010C
7440-39-3	Barium	330	1.3	0.38	mg/Kg			1	6010C
7440-43-9	Cadmium	1.1	0.63	0.13	mg/Kg			1	6010C
7440-47-3	Chromium	68	1.3	0.63	mg/Kg			1	6010C
7439-92-1	Lead	310	1.3	0.66	mg/Kg			1	6010C
7782-49-2	Selenium	3.1	3.1	1.3	mg/Kg	U		1	6010C
7440-22-4	Silver	1.3	1.3	0.12	mg/Kg	U		1	6010C
7439-97-6	Mercury	1.4	0.11	0.045	mg/Kg			5	7471B



1A-IN  
INORGANIC ANALYSIS DATA SHEET  
METALS

Client Sample ID: CV1142B-CS Lab Sample ID: 680-89791-50  
 Lab Name: TestAmerica Savannah Job No.: 680-89791-4  
 SDG ID.: 68089791-4  
 Matrix: Solid Date Sampled: 04/26/2013 08:51  
 Reporting Basis: DRY Date Received: 04/27/2013 08:25  
 % Solids: 79.0

CAS No.	Analyte	Result	RL	MDL	Units	C	Q	DIL	Method
7440-38-2	Arsenic	30	2.2	0.64	mg/Kg		B	1	6010C
7440-39-3	Barium	240	1.1	0.33	mg/Kg			1	6010C
7440-43-9	Cadmium	1.3	0.55	0.11	mg/Kg			1	6010C
7440-47-3	Chromium	61	1.1	0.55	mg/Kg			1	6010C
7439-92-1	Lead	280	1.1	0.58	mg/Kg			1	6010C
7782-49-2	Selenium	2.7	2.7	1.1	mg/Kg	U		1	6010C
7440-22-4	Silver	0.16	1.1	0.10	mg/Kg	J		1	6010C
7439-97-6	Mercury	0.36	0.023	0.0093	mg/Kg			1	7471B

1A-IN  
 INORGANIC ANALYSIS DATA SHEET  
 METALS

Client Sample ID: CV1142B-CS (sieve)

Lab Sample ID: 680-89791-55

Lab Name: TestAmerica Savannah

Job No.: 680-89791-4

SDG ID.: 68089791-4

Matrix: Solid

Date Sampled: 04/26/2013 08:51

Reporting Basis: DRY

Date Received: 04/27/2013 08:25

% Solids: 76.7

CAS No.	Analyte	Result	RL	MDL	Units	C	Q	DIL	Method
7440-38-2	Arsenic	26	2.3	0.69	mg/Kg		B	1	6010C
7440-39-3	Barium	250	1.2	0.35	mg/Kg			1	6010C
7440-43-9	Cadmium	1.3	0.58	0.12	mg/Kg			1	6010C
7440-47-3	Chromium	62	1.2	0.58	mg/Kg			1	6010C
7439-92-1	Lead	280	1.2	0.62	mg/Kg			1	6010C
7782-49-2	Selenium	2.9	2.9	1.2	mg/Kg	U		1	6010C
7440-22-4	Silver	0.11	1.2	0.11	mg/Kg	J		1	6010C
7439-97-6	Mercury	0.36	0.024	0.0097	mg/Kg			1	7471B

1A-IN  
INORGANIC ANALYSIS DATA SHEET  
METALS

Client Sample ID: CV1227C-CS (sieve)

Lab Sample ID: 680-89791-56

Lab Name: TestAmerica Savannah

Job No.: 680-89791-4

SDG ID.: 68089791-4

Matrix: Solid

Date Sampled: 04/25/2013 10:50

Reporting Basis: DRY

Date Received: 04/27/2013 08:25

% Solids: 78.2

CAS No.	Analyte	Result	RL	MDL	Units	C	Q	DIL	Method
7440-38-2	Arsenic	30	2.5	0.73	mg/Kg		B	1	6010C
7440-39-3	Barium	470	1.2	0.37	mg/Kg			1	6010C
7440-43-9	Cadmium	2.8	0.62	0.12	mg/Kg			1	6010C
7440-47-3	Chromium	45	1.2	0.62	mg/Kg			1	6010C
7439-92-1	Lead	320	1.2	0.65	mg/Kg			1	6010C
7782-49-2	Selenium	3.1	3.1	1.2	mg/Kg	U		1	6010C
7440-22-4	Silver	0.26	1.2	0.12	mg/Kg	J		1	6010C
7439-97-6	Mercury	0.36	0.023	0.0095	mg/Kg			1	7471B

1A-IN  
INORGANIC ANALYSIS DATA SHEET  
METALS

Client Sample ID: CV1228B-CS (sieve)

Lab Sample ID: 680-89791-57

Lab Name: TestAmerica Savannah

Job No.: 680-89791-4

SDG ID.: 68089791-4

Matrix: Solid

Date Sampled: 04/25/2013 11:20

Reporting Basis: DRY

Date Received: 04/27/2013 08:25

% Solids: 78.0

CAS No.	Analyte	Result	RL	MDL	Units	C	Q	DIL	Method
7440-38-2	Arsenic	31	2.6	0.76	mg/Kg		B	1	6010C
7440-39-3	Barium	350	1.3	0.38	mg/Kg			1	6010C
7440-43-9	Cadmium	1.7	0.64	0.13	mg/Kg			1	6010C
7440-47-3	Chromium	79	1.3	0.64	mg/Kg			1	6010C
7439-92-1	Lead	410	1.3	0.68	mg/Kg			1	6010C
7782-49-2	Selenium	3.2	3.2	1.3	mg/Kg	U		1	6010C
7440-22-4	Silver	1.3	1.3	0.12	mg/Kg	U		1	6010C
7439-97-6	Mercury	0.56	0.023	0.0094	mg/Kg			1	7471B

1A-IN  
INORGANIC ANALYSIS DATA SHEET  
METALS

Client Sample ID: CV0752B-CS-SP (sieve)

Lab Sample ID: 680-89791-58

Lab Name: TestAmerica Savannah

Job No.: 680-89791-4

SDG ID.: 68089791-4

Matrix: Solid

Date Sampled: 04/25/2013 09:13

Reporting Basis: DRY

Date Received: 04/27/2013 08:25

% Solids: 89.0

CAS No.	Analyte	Result	RL	MDL	Units	C	Q	DIL	Method
7440-38-2	Arsenic	25	2.2	0.66	mg/Kg		B	1	6010C
7440-39-3	Barium	340	1.1	0.33	mg/Kg			1	6010C
7440-43-9	Cadmium	2.7	0.56	0.11	mg/Kg			1	6010C
7440-47-3	Chromium	84	1.1	0.56	mg/Kg			1	6010C
7439-92-1	Lead	410	1.1	0.59	mg/Kg			1	6010C
7782-49-2	Selenium	2.8	2.8	1.1	mg/Kg	U		1	6010C
7440-22-4	Silver	1.1	1.1	0.11	mg/Kg	U		1	6010C
7439-97-6	Mercury	0.27	0.021	0.0085	mg/Kg			1	7471B

2A-IN  
 CALIBRATION VERIFICATIONS  
 METALS

Lab Name: TestAmerica Savannah Job No.: 680-89791-4

SDG No.: 68089791-4

ICV Source: P\_ICV\_wk\_00213 Concentration Units: ug/L

CCV Source: P\_CCV\_wk\_00110

Analyte	ICV 680-275458/4 05/02/2013 14:20				CCV 680-275458/114 05/03/2013 00:27				CCV 680-275458/126 05/03/2013 01:32			
	Found	C	True	%R	Found	C	True	%R	Found	C	True	%R
<b>Arsenic</b>	973		1000	97	484		500	97	473		500	95
<b>Barium</b>	1030		1000	103	4970		5000	99	4960		5000	99
<b>Cadmium</b>	1040		1000	104	500		500	100	496		500	99
<b>Chromium</b>	1020		1000	102	5000		5000	100	4990		5000	100
<b>Lead</b>	1000		1000	100	477		500	95	476		500	95
<b>Selenium</b>	969		1000	97	4780		5000	96	4730		5000	95
<b>Silver</b>	979		1000	98	483		500	97	480		500	96

Note! Calculations are performed before rounding to avoid round-off errors in calculated results.  
 Italicized analytes were not requested for this sequence.

2A-IN  
 CALIBRATION VERIFICATIONS  
 METALS

Lab Name: TestAmerica Savannah Job No.: 680-89791-4

SDG No.: 68089791-4

ICV Source: P\_ICV\_wk\_00213 Concentration Units: ug/L

CCV Source: P\_CCv\_wk\_00110

Analyte	CCV 680-275458/138 05/03/2013 02:37				CCV 680-275458/150 05/03/2013 03:43				CCV 680-275458/248 05/03/2013 13:19			
	Found	C	True	%R	Found	C	True	%R	Found	C	True	%R
<b>Arsenic</b>	477		500	95	474		500	95	470		500	94
<b>Barium</b>	4950		5000	99	4890		5000	98	4830		5000	97
<b>Cadmium</b>	495		500	99	490		500	98	485		500	97
<b>Chromium</b>	4970		5000	99	4920		5000	98	4870		5000	97
<b>Lead</b>	477		500	95	472		500	94	464		500	93
<b>Selenium</b>	4730		5000	95	4690		5000	94	4650		5000	93
<b>Silver</b>	478		500	96	477		500	95	470		500	94

Note! Calculations are performed before rounding to avoid round-off errors in calculated results.  
 Italicized analytes were not requested for this sequence.

2A-IN  
 CALIBRATION VERIFICATIONS  
 METALS

Lab Name: TestAmerica Savannah Job No.: 680-89791-4

SDG No.: 68089791-4

ICV Source: P\_ICV\_wk\_00213 Concentration Units: ug/L

CCV Source: P\_CCV\_wk\_00110

Analyte	CCV 680-275458/258 05/03/2013 14:14											
	Found	C	True	%R	Found	C	True	%R	Found	C	True	%R
<b>Arsenic</b>	468		500	94								
<b>Barium</b>	4790		5000	96								
<b>Cadmium</b>	481		500	96								
<b>Chromium</b>	4830		5000	97								
<b>Lead</b>	461		500	92								
<b>Selenium</b>	4610		5000	92								
<b>Silver</b>	464		500	93								

Note! Calculations are performed before rounding to avoid round-off errors in calculated results.  
 Italicized analytes were not requested for this sequence.



2A-IN  
 CALIBRATION VERIFICATIONS  
 METALS

Lab Name: TestAmerica Savannah Job No.: 680-89791-4

SDG No.: 68089791-4

ICV Source: hg\_icvint\_00086 Concentration Units: ug/L

CCV Source: Hg\_Int\_Cal\_00092

Analyte	ICV 680-275370/28-A 05/06/2013 14:10				CCV 680-275370/25-A 05/06/2013 14:23				CCV 680-275370/25-A 05/06/2013 15:01			
	Found	C	True	%R	Found	C	True	%R	Found	C	True	%R
<b>Mercury</b>	3.03		3.00	101	2.46		2.50	98	2.54		2.50	102

Note! Calculations are performed before rounding to avoid round-off errors in calculated results.  
 Italicized analytes were not requested for this sequence.

2A-IN  
 CALIBRATION VERIFICATIONS  
 METALS

Lab Name: TestAmerica Savannah Job No.: 680-89791-4

SDG No.: 68089791-4

ICV Source: hg\_icvint\_00086 Concentration Units: ug/L

CCV Source: Hg\_Int\_Cal\_00092

Analyte	CCV 680-275370/25-A 05/06/2013 15:30				CCV 680-275370/25-A 05/07/2013 09:47				CCV 680-275370/25-A 05/07/2013 10:17			
	Found	C	True	%R	Found	C	True	%R	Found	C	True	%R
<b>Mercury</b>	2.62		2.50	105	2.58		2.50	103	2.71		2.50	108

Note! Calculations are performed before rounding to avoid round-off errors in calculated results.  
 Italicized analytes were not requested for this sequence.

2B-IN  
CRQL CHECK STANDARD  
METALS

Lab Name: TestAmerica Savannah Job No.: 680-89791-4  
 SDG No.: 68089791-4  
 Method: 6010C Instrument ID: ICPE  
 Lab Sample ID: CRI 680-275458/6 Concentration Units: ug/L  
 CRQL Check Standard Source: P\_CRI\_00023

Analyte	CRQL Check Standard				
	True	Found	Qualifiers	%R(1)	Limits
Arsenic	20.0	25.2		126	50-150
Barium	10.0	11.5		115	50-150
Cadmium	5.00	5.42		108	50-150
Chromium	10.0	10.4		104	50-150
Lead	10.0	11.6		116	50-150
Selenium	20.0	22.0	J	110	50-150
Silver	10.0	9.75	J	97	50-150

Note! Calculations are performed before rounding to avoid round-off errors in calculated results.

2B-IN  
CRQL CHECK STANDARD  
METALS

Lab Name: TestAmerica Savannah Job No.: 680-89791-4  
 SDG No.: 68089791-4  
 Method: 7471B Instrument ID: LEEMAN2  
 Lab Sample ID: CRA 680-275370/30-A Concentration Units: ug/L  
 CRQL Check Standard Source: Hg\_Int\_Cal\_00092

Analyte	CRQL Check Standard				
	True	Found	Qualifiers	%R(1)	Limits
Mercury	0.200	0.211		105	50-150

Note! Calculations are performed before rounding to avoid round-off errors in calculated results.

3-IN  
INSTRUMENT BLANKS  
METALS

Lab Name: TestAmerica Savannah Job No.: 680-89791-4

SDG No.: 68089791-4

Concentration Units: ug/L

Analyte	RL	ICBIS 680-275458/5 05/02/2013 14:29		CCB 680-275458/115 05/03/2013 00:32		CCB 680-275458/127 05/03/2013 01:37		CCB 680-275458/139 05/03/2013 02:43	
		Found	C	Found	C	Found	C	Found	C
<b>Arsenic</b>	20	20	U	5.95	J	20	U	6.99	J
<b>Barium</b>	10	10	U	10	U	10	U	10	U
<b>Cadmium</b>	5.0	5.0	U	5.0	U	5.0	U	5.0	U
<b>Chromium</b>	10	10	U	10	U	10	U	10	U
<b>Lead</b>	10	10	U	10	U	10	U	10	U
<b>Selenium</b>	25	25	U	25	U	25	U	25	U
<b>Silver</b>	10	10	U	10	U	10	U	10	U

Italicized analytes were not requested for this sequence.

3-IN  
INSTRUMENT BLANKS  
METALS

Lab Name: TestAmerica Savannah Job No.: 680-89791-4

SDG No.: 68089791-4

Concentration Units: ug/L

Analyte	RL	CCB 680-275458/151 05/03/2013 03:48		CCB 680-275458/249 05/03/2013 13:24		CCB 680-275458/259 05/03/2013 14:19		Found	C
		Found	C	Found	C	Found	C		
<b>Arsenic</b>	20	20	U	7.87	J	6.24	J		
<b>Barium</b>	10	10	U	10	U	10	U		
<b>Cadmium</b>	5.0	5.0	U	5.0	U	5.0	U		
<b>Chromium</b>	10	10	U	10	U	10	U		
<b>Lead</b>	10	10	U	10	U	10	U		
<b>Selenium</b>	25	25	U	25	U	25	U		
<b>Silver</b>	10	10	U	10	U	10	U		

Italicized analytes were not requested for this sequence.

3-IN  
INSTRUMENT BLANKS  
METALS

Lab Name: TestAmerica Savannah Job No.: 680-89791-4

SDG No.: 68089791-4

Concentration Units: ug/L

Analyte	RL	ICB 680-275370/29-A 05/06/2013 14:13		CCB 680-275370/26-A 05/06/2013 14:25		CCB 680-275370/26-A 05/06/2013 15:03		CCB 680-275370/26-A 05/06/2013 15:32	
		Found	C	Found	C	Found	C	Found	C
<b>Mercury</b>	0.20	0.20	U	0.20	U	0.20	U	0.20	U

Italicized analytes were not requested for this sequence.

3-IN  
INSTRUMENT BLANKS  
METALS

Lab Name: TestAmerica Savannah Job No.: 680-89791-4

SDG No.: 68089791-4

Concentration Units: ug/L

Analyte	RL	CCB 680-275370/26-A 05/07/2013 09:50		CCB 680-275370/26-A 05/07/2013 10:20		Found	C	Found	C
		Found	C	Found	C				
<b>Mercury</b>	0.20	0.20	U	0.20	U				

Italicized analytes were not requested for this sequence.



3-IN  
METHOD BLANK  
METALS

Lab Name: TestAmerica Savannah Job No.: 680-89791-4  
SDG No.: 68089791-4  
Concentration Units: mg/Kg Lab Sample ID: MB 680-274956/1-B  
Instrument Code: ICPE Batch No.: 275458

CAS No.	Analyte	Concentration	C	Q	Method
7440-38-2	Arsenic	0.772	J		6010C
7440-39-3	Barium	0.99	U		6010C
7440-43-9	Cadmium	0.50	U		6010C
7440-47-3	Chromium	0.99	U		6010C
7439-92-1	Lead	0.99	U		6010C
7782-49-2	Selenium	2.5	U		6010C
7440-22-4	Silver	0.99	U		6010C

3-IN  
METHOD BLANK  
METALS

Lab Name: TestAmerica Savannah Job No.: 680-89791-4  
SDG No.: 68089791-4  
Concentration Units: mg/Kg Lab Sample ID: MB 680-275370/1-A  
Instrument Code: LEEMAN2 Batch No.: 275744

CAS No.	Analyte	Concentration	C	Q	Method
7439-97-6	Mercury	0.018	U		7471B

4A-IN  
INTERFERENCE CHECK STANDARD  
METALS

Lab Name: TestAmerica Savannah

Job No.: 680-89791-4

SDG No.: 68089791-4

Lab Sample ID: ICSA 680-275458/7

Instrument ID: ICPE

Lab File ID: E05022013F.csv

ICS Source: P\_ICSA\_wk\_00032

Concentration Units: ug/L

Analyte	True Solution A	Found Solution A	Percent Recovery
<b>Arsenic</b>		<b>3.86</b>	
<b>Barium</b>		<b>-0.712</b>	
<b>Cadmium</b>		<b>1.17</b>	
<b>Chromium</b>		<b>1.01</b>	
<b>Lead</b>		<b>2.61</b>	
<b>Selenium</b>		<b>-8.74</b>	
<b>Silver</b>		<b>-0.366</b>	
<i>Aluminum</i>	<i>500000</i>	<i>583327</i>	<i>117</i>
<i>Antimony</i>		<i>-2.32</i>	
<i>Beryllium</i>		<i>-0.154</i>	
<i>Boron</i>		<i>-5.98</i>	
<i>Calcium</i>	<i>500000</i>	<i>537348</i>	<i>107</i>
<i>Cobalt</i>		<i>1.06</i>	
<i>Copper</i>		<i>-8.30</i>	
<i>Iron</i>	<i>200000</i>	<i>205822</i>	<i>103</i>
<i>Magnesium</i>	<i>500000</i>	<i>576492</i>	<i>115</i>
<i>Manganese</i>		<i>-2.09</i>	
<i>Molybdenum</i>		<i>1.92</i>	
<i>Nickel</i>		<i>4.29</i>	
<i>Potassium</i>		<i>3.14</i>	
<i>Sodium</i>		<i>13.8</i>	
<i>Strontium</i>		<i>10.7</i>	
<i>Thallium</i>		<i>-5.31</i>	
<i>Tin</i>		<i>-3.61</i>	
<i>Titanium</i>		<i>-0.488</i>	
<i>Vanadium</i>		<i>0.935</i>	
<i>Zinc</i>		<i>6.91</i>	

Calculations are performed before rounding to avoid round-off errors in calculated results.

4A-IN  
INTERFERENCE CHECK STANDARD  
METALS

Lab Name: TestAmerica Savannah

Job No.: 680-89791-4

SDG No.: 68089791-4

Lab Sample ID: ICSAB 680-275458/8

Instrument ID: ICPE

Lab File ID: E05022013F.csv

ICS Source: P\_ICSAB\_wk\_00045

Concentration Units: ug/L

Analyte	True	Found	Percent Recovery
	Solution AB	Solution AB	
<b>Arsenic</b>	<b>100</b>	<b>118</b>	<b>118</b>
<b>Barium</b>	<b>500</b>	<b>555</b>	<b>111</b>
<b>Cadmium</b>	<b>1000</b>	<b>1059</b>	<b>106</b>
<b>Chromium</b>	<b>500</b>	<b>544</b>	<b>109</b>
<b>Lead</b>	<b>50.0</b>	<b>49.8</b>	<b>100</b>
<b>Selenium</b>	<b>50.0</b>	<b>54.5</b>	<b>109</b>
<b>Silver</b>	<b>200</b>	<b>232</b>	<b>116</b>
<i>Aluminum</i>	<i>500000</i>	<i>577630</i>	<i>116</i>
<i>Antimony</i>	<i>600</i>	<i>667</i>	<i>111</i>
<i>Beryllium</i>	<i>500</i>	<i>539</i>	<i>108</i>
<i>Boron</i>		<i>-10.1</i>	
<i>Calcium</i>	<i>500000</i>	<i>533076</i>	<i>107</i>
<i>Cobalt</i>	<i>500</i>	<i>529</i>	<i>106</i>
<i>Copper</i>	<i>500</i>	<i>600</i>	<i>120</i>
<i>Iron</i>	<i>200000</i>	<i>204150</i>	<i>102</i>
<i>Magnesium</i>	<i>500000</i>	<i>573123</i>	<i>115</i>
<i>Manganese</i>	<i>500</i>	<i>539</i>	<i>108</i>
<i>Molybdenum</i>	<i>1000</i>	<i>1149</i>	<i>115</i>
<i>Nickel</i>	<i>1000</i>	<i>1035</i>	<i>103</i>
<i>Potassium</i>		<i>1.81</i>	
<i>Sodium</i>		<i>-121</i>	
<i>Strontium</i>		<i>14.0</i>	
<i>Thallium</i>	<i>100</i>	<i>100</i>	<i>100</i>
<i>Tin</i>	<i>1000</i>	<i>1095</i>	<i>109</i>
<i>Titanium</i>		<i>-7.00</i>	
<i>Vanadium</i>	<i>500</i>	<i>527</i>	<i>105</i>
<i>Zinc</i>	<i>1000</i>	<i>1018</i>	<i>102</i>

Calculations are performed before rounding to avoid round-off errors in calculated results.

5A-IN  
MATRIX SPIKE SAMPLE RECOVERY  
METALS

Client ID: HP0200B-CS-SP MS

Lab ID: 680-89791-2 MS

Lab Name: TestAmerica Savannah

Job No.: 680-89791-4

SDG No.: 68089791-4

Matrix: Solid

Concentration Units: mg/Kg

% Solids: 84.1

Analyte	SSR C	Sample Result (SR) C	Spike Added (SA)	%R	Control Limit %R	Q	Method
Arsenic	43.4	26	11.8	147	75-125	F	6010C
Barium	301	300	11.8	24	75-125	4	6010C
Cadmium	10.2	6.4	5.89	64	75-125	F	6010C
Chromium	96.2	54	11.8	361	75-125	4	6010C
Lead	1610	2900	5.89	-22171	75-125	4	6010C
Selenium	9.67	2.0	J	11.8	75-125	F	6010C
Silver	23.3	18	5.89	95	75-125		6010C
Mercury	0.641	0.48	0.103	157	80-120	4	7471B

SSR = Spiked Sample Result

Calculations are performed before rounding to avoid round-off errors in calculated results.  
Note - Results and Reporting Limits have been adjusted for dry weight.

5A-IN  
 MATRIX SPIKE DUPLICATE SAMPLE RECOVERY  
 METALS

Client ID: HP0200B-CS-SP MSD

Lab ID: 680-89791-2 MSD

Lab Name: TestAmerica Savannah

Job No.: 680-89791-4

SDG No.: 68089791-4

Matrix: Solid

Concentration Units: mg/Kg

% Solids: 84.1

Analyte	(SDR) C	Spike Added (SA)	%R	Control Limit %R	RPD	RPD Limit	Q	Method
Arsenic	27.3	11.7	10	75-125	45	20	F	6010C
Barium	299	11.7	3	75-125	1	20	4	6010C
Cadmium	12.3	5.83	101	75-125	19	20		6010C
Chromium	51.6	11.7	-17	75-125	60	20	4 F	6010C
Lead	1750	5.83	-19966	75-125	8	20	4	6010C
Selenium	10.6	11.7	74	75-125	9	20	F	6010C
Silver	18.2	5.83	7	75-125	25	20	F	6010C
Mercury	0.766	0.117	245	80-120	18	20	4	7471B

SDR = Sample Duplicate Result

Calculations are performed before rounding to avoid round-off errors in calculated results.  
 Note - Results and Reporting Limits have been adjusted for dry weight.

5B-IN  
 POST DIGESTION SPIKE SAMPLE RECOVERY  
 METALS

Client ID: HP0200B-CS-SP PDS

Lab ID: 680-89791-2 PDS

Lab Name: TestAmerica Savannah

Job No.: 680-89791-4

SDG No.: 68089791-4

Matrix: Solid

Concentration Units: mg/Kg

Analyte	SSR C	Sample Result (SR) C	Spike Added (SA)	%R	Control Limit %R	Q	Method
Arsenic	253	26	231	98	75-125		6010C
Barium	510	300	231	91	75-125		6010C
Cadmium	11.6	6.4	5.77	91	75-125		6010C
Chromium	74.4	54	23.1	90	75-125		6010C
Lead	3300	2900	577	68	75-125	W	6010C
Selenium	222	2.0	231	95	75-125		6010C
Silver	22.8	18	5.77	87	75-125		6010C

SSR = Spiked Sample Result

Calculations are performed before rounding to avoid round-off errors in calculated results.  
 Note - Results and Reporting Limits have been adjusted for dry weight.

7A-IN  
LAB CONTROL SAMPLE  
METALS

Lab ID: LCS 680-274956/2-B

Lab Name: TestAmerica Savannah

Job No.: 680-89791-4

Sample Matrix: Solid

LCS Source: MS\_LCS1\_WK\_00003

Analyte	Solid(mg/Kg)							
	True	Found	C	%R	Limits		Q	Method
Arsenic	10.0	10.2		102	75	125		6010C
Barium	10.0	9.99		100	75	125		6010C
Cadmium	5.00	5.00		100	75	125		6010C
Chromium	10.0	10.1		101	75	125		6010C
Lead	5.00	4.88		98	75	125		6010C
Selenium	10.0	8.63		86	75	125		6010C
Silver	5.00	4.85		97	75	125		6010C

Calculations are performed before rounding to avoid round-off errors in calculated results.

FORM VIIA - IN



7A-IN  
LAB CONTROL SAMPLE  
METALS

Lab ID: LCS 680-275370/2-A

Lab Name: TestAmerica Savannah

Job No.: 680-89791-4

Sample Matrix: Solid

LCS Source: Hg\_Int\_Cal\_00092

Analyte	Solid(mg/Kg)						
	True	Found	C	%R	Limits	Q	Method
Mercury	0.245	0.243		99	80 120		7471B

Calculations are performed before rounding to avoid round-off errors in calculated results.

FORM VIIA - IN

8-IN  
ICP-AES AND ICP-MS SERIAL DILUTIONS  
METALS

Lab ID: 680-89791-2

SDG No: 68089791-4

Lab Name: TestAmerica Savannah

Job No: 680-89791-4

Matrix: Solid

Concentration Units: mg/Kg

Analyte	Initial Sample Result (I) C	Serial Dilution Result (S) C	% Difference	Q	Method
Arsenic	26	26.4	NC		6010C
Barium	300	303	1.4		6010C
Cadmium	6.4	6.57	2.4		6010C
Chromium	54	55.0	2.4		6010C
Lead	2900	2990	2.6		6010C
Selenium	2.0 J	14 U	NC		6010C
Silver	18	17.8	0.35		6010C

Calculations are performed before rounding to avoid round-off errors in calculated results.

FORM VIII-IN

9-IN  
DETECTION LIMITS  
METALS

Lab Name: TestAmerica Savannah

Job Number: 680-89791-4

SDG Number: 68089791-4

Matrix: Solid

Instrument ID: ICPE

Method: 6010C

MDL Date: 06/02/2009 00:00

Prep Method: 3050B

Analyte	Wavelength/ Mass	RL (mg/Kg)	MDL (mg/Kg)
Arsenic		2	0.59
Barium		1	0.3
Cadmium		0.5	0.1
Chromium		1	0.5
Lead		1	0.53
Selenium		2.5	1
Silver		1	0.096

9-IN  
CALIBRATION BLANK DETECTION LIMITS  
METALS

Lab Name: TestAmerica Savannah

Job Number: 680-89791-4

SDG Number: 68089791-4

Matrix: Solid

Instrument ID: ICPE

Method: 6010C

XMDL Date: 06/02/2009 00:00

Analyte	Wavelength/ Mass	XRL (ug/L)	XMDL (ug/L)
Arsenic		20	5.9
Barium		10	3
Cadmium		5	1
Chromium		10	5
Lead		10	5.3
Selenium		25	10
Silver		10	0.96

9-IN  
DETECTION LIMITS  
METALS

Lab Name: TestAmerica Savannah Job Number: 680-89791-4  
SDG Number: 68089791-4  
Matrix: Solid Instrument ID: LEEMAN2  
Method: 7471B MDL Date: 06/02/2009 00:00  
Prep Method: 7471B

Analyte	Wavelength/ Mass	RL (mg/Kg)	MDL (mg/Kg)
Mercury		0.02	0.0082

9-IN  
CALIBRATION BLANK DETECTION LIMITS  
METALS

Lab Name: TestAmerica Savannah Job Number: 680-89791-4  
SDG Number: 68089791-4  
Matrix: Solid Instrument ID: LEEMAN2  
Method: 7471B XMDL Date: 06/01/2008 15:53

Analyte	Wavelength/ Mass	XRL (ug/L)	XMDL (ug/L)
Mercury		0.2	0.08

10-IN  
ICP-AES INTERELEMENT CORRECTION FACTORS  
METALS

Lab Name: TestAmerica Savannah Job Number: 680-89791-4

SDG No.: 68089791-4

ICP-AES Instrument ID: ICPE Date: 03/05/2013

Analyte	Wave Length	Ag	Al	As	B	Ba	Be	Ca	Cd	Co	Cr	Cu	Fe	K	Mg
Aluminum	308.215														
Antimony	206.834						0.007900				0.009800		0.000023		
Arsenic	188.980							0.000037					-0.000016		
Barium	389.178												0.000062		0.000112
Beryllium	313.042														
Boron	249.678												-0.000101		
Cadmium	226.502												0.000066		
Calcium	370.602												-0.025890		
Chromium	267.716								-0.000200				0.000005		
Cobalt	228.615										0.000280		-0.000003		
Copper	324.754												0.000006		
Iron	271.441									0.090560	0.001160				
Lead	220.353		-0.000011							-0.000200					
Magnesium	279.078		-0.000142										0.000087		
Manganese	257.610												0.000012		0.000025
Molybdenum	202.032												-0.000007		
Nickel	231.604												0.000008		
Potassium	766.491														
Selenium	196.026												0.000012		
Silver	328.068														
Sodium	330.237												-0.005902		
Strontium	216.596							0.000009					0.000039		
Thallium	190.794									0.000530			-0.000052		
Tin	189.925														
Titanium	334.941														
Vanadium	292.401											-0.002240			
Zinc	206.200											-0.001960			

10-IN  
ICP-AES INTERELEMENT CORRECTION FACTORS  
METALS

Lab Name: TestAmerica Savannah

Job Number: 680-89791-4

SDG No.: 68089791-4

ICP-AES Instrument ID: ICPE

Date: 03/05/2013

Analyte	Wave Length	Mn	Mo	Na	Ni	Pb	Sb	Se	Sn	Sr	Ti	Tl	V	Zn
Aluminum	308.215		0.023030										-0.003100	
Antimony	206.834		-0.013600						0.000200					
Arsenic	188.980		-0.000430											
Barium	389.178		0.000218										0.000095	
Beryllium	313.042		-0.000082										-0.000019	
Boron	249.678													
Cadmium	226.502													
Calcium	370.602	0.008800									0.058100		0.003040	
Chromium	267.716	0.000090											-0.000200	
Cobalt	228.615		-0.002900						-0.000060		0.002250			
Copper	324.754		0.000550										-0.000200	
Iron	271.441		0.000760										0.004220	
Lead	220.353	0.000130	-0.000800									-0.000325		
Magnesium	279.078	-0.007600												
Manganese	257.610													
Molybdenum	202.032												-0.000260	
Nickel	231.604													
Potassium	766.491													
Selenium	196.026	0.000500												
Silver	328.068	0.000061								-0.000600			0.000081	
Sodium	330.237										-0.150825			-0.144400
Strontium	216.596		-0.003360		-0.001575									
Thallium	190.794	-0.001466	-0.000433										0.000500	
Tin	189.925													
Titanium	334.941													
Vanadium	292.401		-0.007130								0.000575			
Zinc	206.200													



12-IN  
PREPARATION LOG  
METALS

Lab Name: TestAmerica Savannah

Job No.: 680-89791-4

SDG No.: 68089791-4

Prep Method: 3050B

Lab Sample ID	Preparation Date	Prep Batch	Initial Weight (g)	Initial Volume	Final Volume (mL)
MB 680-274956/1-B	04/30/2013 13:33	274956	1.01		100
LCS 680-274956/2-B	04/30/2013 13:33	274956	1.00		100
680-89791-2	04/30/2013 13:33	274956	1.03		100
680-89791-2 MS	04/30/2013 13:33	274956	1.01		100
680-89791-2 MSD	04/30/2013 13:33	274956	1.02		100
680-89791-7	04/30/2013 13:33	274956	1.08		100
680-89791-15	04/30/2013 13:33	274956	1.14		100
680-89791-16	04/30/2013 13:33	274956	1.08		100
680-89791-17	04/30/2013 13:33	274956	1.07		100
680-89791-21	04/30/2013 13:33	274956	1.11		100
680-89791-30	04/30/2013 13:33	274956	1.02		100
680-89791-32	04/30/2013 13:33	274956	1.03		100
680-89791-50	04/30/2013 13:33	274956	1.16		100
680-89791-55	04/30/2013 13:33	274956	1.12		100
680-89791-56	04/30/2013 13:33	274956	1.04		100
680-89791-57	04/30/2013 13:33	274956	1.00		100
680-89791-58	04/30/2013 13:33	274956	1.01		100

12-IN  
PREPARATION LOG  
METALS

Lab Name: TestAmerica Savannah

Job No.: 680-89791-4

SDG No.: 68089791-4

Prep Method: 7471B

Lab Sample ID	Preparation Date	Prep Batch	Initial Weight (g)	Initial Volume	Final Volume (mL)
MB 680-275370/1-A	05/03/2013 10:10	275370	0.57		50
LCS 680-275370/2-A	05/03/2013 10:10	275370	0.51		50
680-89791-2	05/03/2013 10:10	275370	0.54		50
680-89791-2 MS	05/03/2013 10:10	275370	0.58		50
680-89791-2 MSD	05/03/2013 10:10	275370	0.51		50
680-89791-7	05/03/2013 10:10	275370	0.57		50
680-89791-15	05/03/2013 10:10	275370	0.53		50
680-89791-16	05/03/2013 10:10	275370	0.58		50
680-89791-17	05/03/2013 10:10	275370	0.55		50
680-89791-21	05/03/2013 10:10	275370	0.53		50
680-89791-30	05/03/2013 10:10	275370	0.53		50
680-89791-32	05/03/2013 10:10	275370	0.59		50
680-89791-50	05/03/2013 10:10	275370	0.56		50
680-89791-55	05/03/2013 10:10	275370	0.55		50
680-89791-56	05/03/2013 10:10	275370	0.55		50
680-89791-57	05/03/2013 10:10	275370	0.56		50
680-89791-58	05/03/2013 10:10	275370	0.54		50









13-IN  
ANALYSIS RUN LOG  
METALS

Lab Name: TestAmerica Savannah Job No.: 680-89791-4

SDG No.: 68089791-4

Instrument ID: ICPE Method: 6010C

Start Date: 05/02/2013 14:03 End Date: 05/03/2013 15:41

Lab Sample ID	D / F	Type	Time	Analytes															
				A g	A s	B a	C d	C r	P b	S e									
ZZZZZZ			05:27																
ZZZZZZ			05:32																
ZZZZZZ			05:38																
ZZZZZZ			05:43																
ZZZZZZ			05:48																
CCV 680-275458/174			05:54																
CCB 680-275458/175			05:59																
ZZZZZZ			06:05																
ZZZZZZ			06:10																
ZZZZZZ			06:16																
ZZZZZZ			06:22																
ZZZZZZ			06:27																
ZZZZZZ			06:32																
ZZZZZZ			06:38																
ZZZZZZ			06:43																
ZZZZZZ			06:49																
ZZZZZZ			06:54																
CCV 680-275458/186			07:00																
CCB 680-275458/187			07:05																
ZZZZZZ			07:11																
ZZZZZZ			07:16																
ZZZZZZ			07:22																
ZZZZZZ			07:27																
ZZZZZZ			07:33																
ZZZZZZ			07:38																
ZZZZZZ			07:43																
ZZZZZZ			07:49																
ZZZZZZ			07:54																
ZZZZZZ			08:00																
CCV 680-275458/198			08:05																
CCB 680-275458/199			08:11																
ZZZZZZ			08:16																
ZZZZZZ			08:22																
ZZZZZZ			08:27																
ZZZZZZ			08:33																
ZZZZZZ			08:38																
ZZZZZZ			08:44																
ZZZZZZ			08:49																
ZZZZZZ			08:55																
ZZZZZZ			09:00																
ZZZZZZ			09:06																
CCV 680-275458/210			09:11																









13-IN  
ANALYSIS RUN LOG  
METALS

Lab Name: TestAmerica Savannah Job No.: 680-89791-4

SDG No.: 68089791-4

Instrument ID: LEEMAN2 Method: 7471B

Start Date: 05/06/2013 13:55 End Date: 05/07/2013 10:27

Lab Sample ID	D / F	Type	Time	Analytes															
				H															
ZZZZZZ			15:47																
ZZZZZZ			15:50																
ZZZZZZ			15:52																
ZZZZZZ			15:55																
ZZZZZZ			15:57																
CCV 680-275370/25-A			15:59																
CCB 680-275370/26-A			16:02																
ZZZZZZ			16:04																
ZZZZZZ			16:07																
ZZZZZZ			16:09																
ZZZZZZ			16:12																
ZZZZZZ			16:14																
ZZZZZZ			16:17																
ZZZZZZ			16:19																
ZZZZZZ			16:22																
ZZZZZZ			16:24																
ZZZZZZ			16:26																
CCV 680-275370/25-A			16:29																
CCB 680-275370/26-A			16:31																
ZZZZZZ			16:34																
ZZZZZZ			16:36																
ZZZZZZ			16:39																
ZZZZZZ			16:41																
ZZZZZZ			16:44																
ZZZZZZ			16:46																
ZZZZZZ			16:49																
ZZZZZZ			16:51																
ZZZZZZ			16:53																
ZZZZZZ			16:56																
CCV 680-275370/25-A			16:58																
CCB 680-275370/26-A			17:01																
ZZZZZZ			17:03																
ZZZZZZ			17:06																
ZZZZZZ			17:08																
ZZZZZZ			17:11																
ZZZZZZ			17:13																
ZZZZZZ			17:16																
ZZZZZZ			17:18																
ZZZZZZ			17:20																
ZZZZZZ			17:23																
ZZZZZZ			17:25																
CCV 680-275370/25-A			17:28																





E05022013.vvq. All Data Report 5/3/2013, 3:45:46 PM

Blank (Blk)	5/2/2013, 2:03:44 PM			Rack S, Tube 1
Label	Replicates Concentration			
Ag 328.068	-0.1345	-0.0548	0.1894	
Al 308.215	2.4670	-1.0149	-1.4522	
As 188.980	2.9822	0.8488	-3.8310	
B 249.678	0.1761	0.2011	-0.3772	
Ba 389.178	-0.2795	0.2069	0.0726	
Be 313.042	0.0023	-0.0035	0.0012	
Ca 370.602	0.3298	0.4319	-0.7617	
Cd 226.502	-0.1426	0.0900	0.0526	
Co 228.615	-0.0484	-0.2072	0.2556	
Cr 267.716	-0.1156	0.0640	0.0515	
Cu 324.754	0.0910	0.1488	-0.2397	
Fe 271.441	4.2285	0.0872	-4.3157	
K 766.491	-0.3191	-0.0299	0.3490	
Mg 279.078	1.2030	0.6057	-1.8087	
Mn 257.610	0.0790	-0.0108	-0.0682	
Mo 202.032	0.1708	-0.2283	0.0575	
Na 330.237	-28.4558	88.0627	-59.6071	
Ni 231.604	-0.7261	0.5937	0.1324	
Pb 220.353	0.0815	-0.3457	0.2642	
Sb 206.834	-1.5310	1.6567	-0.1257	
Se 196.026	-2.8024	0.0399	2.7625	
Sn 189.925	-0.0880	1.6046	-1.5166	
Sr 216.596	0.0032	-0.0569	0.0537	
Ti 334.941	-0.0234	0.0071	0.0163	
Tl 190.794	1.0513	-0.5067	-0.5446	
V 292.401	-0.0138	0.0307	-0.0169	
Zn 206.200	1.3212	-1.0509	-0.2704	

Label	Sol'n Conc.	Units	SD(Int)	%RSD(Int)	Int. (c/s)
Ag 328.068	0.0000	ppb	13.364	53.7	-24.8914
Al 308.215	0.0000	ppb	9.309	15.7	59.1945
As 188.980	0.0000	ppb	2.121	20.5	-10.3402
B 249.678	0.0000	ppb	4.242	4.2	101.838
Ba 389.178	0.0000	ppb	5.850	25.6	-22.8418
Be 313.042	0.0000	ppb	5.689	1.5	-383.292
Ca 370.602	0.0000	ppb	2.107	7.2	29.39
Cd 226.502	0.0000	ppb	4.989	19.2	25.9647
Co 228.615	0.0000	ppb	3.094	246.5	1.2551
Cr 267.716	0.0000	ppb	5.211	80.2	6.4996
Cu 324.754	0.0000	ppb	9.632	3.8	250.887
Fe 271.441	0.0000	ppb	7.818	7.1	110.684
K 766.491	0.0000	ppb	12.843	4.7	271.607
Mg 279.078	0.0000	ppb	3.616	10.1	35.8840
Mn 257.610	0.0000	ppb	6.099	4.5	136.357
Mo 202.032	0.0000	ppb	1.629	9.6	16.9590
Na 330.237	0.0000	ppb	4.041	6.3	64.6399
Ni 231.604	0.0000	ppb	2.020	40.3	-5.0075
Pb 220.353	0.0000	ppb	0.637	2.0	31.7331
Sb 206.834	0.0000	ppb	1.927	27.0	7.1308
Se 196.026	0.0000	ppb	1.495	11.0	13.5567
Sn 189.925	0.0000	ppb	1.554	14.0	-11.0758
Sr 216.596	0.0000	ppb	0.699	3.2	21.9783
Ti 334.941	0.0000	ppb	6.356	11.9	-53.5623
Tl 190.794	0.0000	ppb	0.996	5.8	-17.1724
V 292.401	0.0000	ppb	0.766	9.3	-8.2708
Zn 206.200	0.0000	ppb	1.926	848.5	-0.2269

E05022013.vvq. All Data Report 5/3/2013, 3:45:46 PM

HIGH STD (Std)	5/2/2013, 2:09:09 PM		Rack S, Tube 2
Label	Replicates Concentration		
Ag 328.068	988.499	1002.33	1009.18
Al 308.215	9957.19	9999.96	10042.9
As 188.980	1002.31	1001.88	995.805
B 249.678	991.322	1002.75	1005.92
Ba 389.178	9985.42	9993.89	10020.7
Be 313.042	998.080	999.516	1002.40
Ca 370.602	9960	10011	10028
Cd 226.502	996.430	1002.52	1001.05
Co 228.615	995.996	1002.07	1001.93
Cr 267.716	9978.27	10022.3	9999.44
Cu 324.754	9967.96	9984.23	10047.8
Fe 271.441	9978.75	10007.8	10013.5
K 766.491	20010.6	20030.4	19959.0
Mg 279.078	9964.05	10012.5	10023.5
Mn 257.610	10012.5	10041.1	9946.45
Mo 202.032	994.877	999.982	1005.14
Na 330.237	15142.6	14819.7	15037.7
Ni 231.604	4984.56	5000.84	5014.61
Pb 220.353	991.379	1005.49	1003.13
Sb 206.834	1996.25	1997.97	2005.79
Se 196.026	9970.25	10015.5	10014.2
Sn 189.925	10002.7	9991.70	10005.6
Sr 216.596	4982.20	5008.38	5009.42
Ti 334.941	999.873	1001.06	999.070
Tl 190.794	9939.37	10024.2	10036.5
V 292.401	9984.72	10015.9	9999.40
Zn 206.200	4974.78	5023.94	5001.28

Label	Sol'n Conc.	Units	SD(Int)	%RSD(Int)	Int. (c/s)
Ag 328.068	1000.00	ppb	834.007	1.1	79157.0
Al 308.215	10000.0	ppb	185.664	0.4	43402.5
As 188.980	1000.00	ppb	2.215	0.4	598.405
B 249.678	1000.00	ppb	99.683	0.8	13079.8
Ba 389.178	10000.0	ppb	428.761	0.2	232882
Be 313.042	1000.00	ppb	4102.731	0.2	1862873
Ca 370.602	10000	ppb	112.403	0.4	31882
Cd 226.502	1000.00	ppb	126.930	0.3	39962.7
Co 228.615	1000.00	ppb	45.627	0.3	13157.2
Cr 267.716	10000.0	ppb	1144.243	0.2	519726
Cu 324.754	10000.0	ppb	1938.665	0.4	459725
Fe 271.441	10000.0	ppb	34.073	0.2	18408.1
K 766.491	20000.0	ppb	1414.064	0.2	766982
Mg 279.078	10000.0	ppb	71.696	0.3	22711.6
Mn 257.610	10000.0	ppb	3987.556	0.5	821901
Mo 202.032	1000.00	ppb	40.647	0.5	7937.59
Na 330.237	15000.0	ppb	8.551	1.0	843.351
Ni 231.604	5000.00	ppb	45.365	0.3	15073.1
Pb 220.353	1000.00	ppb	15.388	0.7	2067.37
Sb 206.834	2000.00	ppb	6.132	0.3	2419.13
Se 196.026	10000.0	ppb	13.847	0.3	5385.78
Sn 189.925	10000.0	ppb	7.291	0.1	9934.25
Sr 216.596	5000.00	ppb	194.919	0.3	63221.7
Ti 334.941	1000.00	ppb	305.828	0.1	305987
Tl 190.794	10000.0	ppb	57.849	0.5	10924.9
V 292.401	10000.0	ppb	448.518	0.2	287599
Zn 206.200	5000.00	ppb	39.195	0.5	7963.82

**Ag 328.068 Calibration (ppb) 5/2/2013, 2:09:09 PM Correlation Coefficient: 1.000000**

Label	Flags	Int. (c/s)	Std Conc.	Calc Conc.	Error	%Error
Blank		-24.8914	0.0000	0.0000	-	-
HIGH STD		79157.0	1000.00	1000.000	-0.0001	0.0

Curve Type: Linear Equation:  $y = 79.2 x + -24.9$

**Al 308.215 Calibration (ppb) 5/2/2013, 2:09:09 PM Correlation Coefficient: 1.000000**

Label	Flags	Int. (c/s)	Std Conc.	Calc Conc.	Error	%Error
Blank		59.1945	0.0000	0.0000	-	-
HIGH STD		43402.5	10000.0	10000.0	0.0010	0.0

Curve Type: Linear Equation:  $y = 4.3 x + 59.2$

**As 188.980 Calibration (ppb) 5/2/2013, 2:09:09 PM Correlation Coefficient: 1.000000**

Label	Flags	Int. (c/s)	Std Conc.	Calc Conc.	Error	%Error
Blank		-10.3402	0.0000	0.0000	-	-
HIGH STD		598.405	1000.00	1000.000	-0.0001	0.0

Curve Type: Linear Equation:  $y = 0.6 x + -10.3$

**B 249.678 Calibration (ppb) 5/2/2013, 2:09:09 PM Correlation Coefficient: 1.000000**

Label	Flags	Int. (c/s)	Std Conc.	Calc Conc.	Error	%Error
Blank		101.838	0.0000	0.0000	-	-
HIGH STD		13079.8	1000.00	1000.00	0.0000	0.0

Curve Type: Linear Equation:  $y = 13.0 x + 101.8$

**Ba 389.178 Calibration (ppb) 5/2/2013, 2:09:09 PM Correlation Coefficient: 1.000000**

Label	Flags	Int. (c/s)	Std Conc.	Calc Conc.	Error	%Error
Blank		-22.8418	0.0000	0.0000	-	-
HIGH STD		232882	10000.0	10000.0	0.0010	0.0

Curve Type: Linear Equation:  $y = 23.3 x + -22.8$

**Be 313.042 Calibration (ppb) 5/2/2013, 2:09:09 PM Correlation Coefficient: 1.000000**

Label	Flags	Int. (c/s)	Std Conc.	Calc Conc.	Error	%Error
Blank		-383.292	0.0000	0.0000	-	-
HIGH STD		1862873	1000.00	1000.00	0.0000	0.0

Curve Type: Linear Equation:  $y = 1863.3 x + -383.3$

**Ca 370.602 Calibration (ppb) 5/2/2013, 2:09:09 PM Correlation Coefficient: 1.000000**

Label	Flags	Int. (c/s)	Std Conc.	Calc Conc.	Error	%Error
Blank		29.39	0.0000	0.0000	-	-
HIGH STD		31882	10000	10000	0.0000	0.0

Curve Type: Linear Equation:  $y = 3.2 x + 29.4$



E05022013.vvq. All Data Report 5/3/2013, 3:45:46 PM

**Cd 226.502 Calibration (ppb) 5/2/2013, 2:09:09 PM Correlation Coefficient: 1.000000**

Label	Flags	Int. (c/s)	Std Conc.	Calc Conc.	Error	%Error
Blank		25.9647	0.0000	0.0000	-	-
HIGH STD		39962.7	1000.00	1000.00	0.0000	0.0

Curve Type: Linear Equation:  $y = 39.9 x + 26.0$ **Co 228.615 Calibration (ppb) 5/2/2013, 2:09:09 PM Correlation Coefficient: 1.000000**

Label	Flags	Int. (c/s)	Std Conc.	Calc Conc.	Error	%Error
Blank		1.2551	0.0000	0.0000	-	-
HIGH STD		13157.2	1000.00	1000.00	0.0000	0.0

Curve Type: Linear Equation:  $y = 13.2 x + 1.3$ **Cr 267.716 Calibration (ppb) 5/2/2013, 2:09:09 PM Correlation Coefficient: 1.000000**

Label	Flags	Int. (c/s)	Std Conc.	Calc Conc.	Error	%Error
Blank		6.4996	0.0000	0.0000	-	-
HIGH STD		519726	10000.0	10000.0	0.0000	0.0

Curve Type: Linear Equation:  $y = 52.0 x + 6.5$ **Cu 324.754 Calibration (ppb) 5/2/2013, 2:09:09 PM Correlation Coefficient: 1.000000**

Label	Flags	Int. (c/s)	Std Conc.	Calc Conc.	Error	%Error
Blank		250.887	0.0000	0.0000	-	-
HIGH STD		459725	10000.0	10000.00	-0.0010	0.0

Curve Type: Linear Equation:  $y = 45.9 x + 250.9$ **Fe 271.441 Calibration (ppb) 5/2/2013, 2:09:09 PM Correlation Coefficient: 1.000000**

Label	Flags	Int. (c/s)	Std Conc.	Calc Conc.	Error	%Error
Blank		110.684	0.0000	0.0000	-	-
HIGH STD		18408.1	10000.0	10000.0	0.0010	0.0

Curve Type: Linear Equation:  $y = 1.8 x + 110.7$ **K 766.491 Calibration (ppb) 5/2/2013, 2:09:09 PM Correlation Coefficient: 1.000000**

Label	Flags	Int. (c/s)	Std Conc.	Calc Conc.	Error	%Error
Blank		271.607	0.0000	0.0000	-	-
HIGH STD		766982	20000.0	20000.0	0.0000	0.0

Curve Type: Linear Equation:  $y = 38.3 x + 271.6$ **Mg 279.078 Calibration (ppb) 5/2/2013, 2:09:09 PM Correlation Coefficient: 1.000000**

Label	Flags	Int. (c/s)	Std Conc.	Calc Conc.	Error	%Error
Blank		35.8840	0.0000	0.0000	-	-
HIGH STD		22711.6	10000.0	10000.0	0.0000	0.0

Curve Type: Linear Equation:  $y = 2.3 x + 35.9$

E05022013.vvq. All Data Report 5/3/2013, 3:45:46 PM

**Mn 257.610 Calibration (ppb) 5/2/2013, 2:09:09 PM Correlation Coefficient: 1.000000**

Label	Flags	Int. (c/s)	Std Conc.	Calc Conc.	Error	%Error
Blank		136.357	0.0000	0.0000	-	-
HIGH STD		821901	10000.0	10000.0	0.0000	0.0

Curve Type: Linear Equation:  $y = 82.2 x + 136.4$ **Mo 202.032 Calibration (ppb) 5/2/2013, 2:09:09 PM Correlation Coefficient: 1.000000**

Label	Flags	Int. (c/s)	Std Conc.	Calc Conc.	Error	%Error
Blank		16.9590	0.0000	0.0000	-	-
HIGH STD		7937.59	1000.00	1000.00	0.0000	0.0

Curve Type: Linear Equation:  $y = 7.9 x + 17.0$ **Na 330.237 Calibration (ppb) 5/2/2013, 2:09:09 PM Correlation Coefficient: 1.000000**

Label	Flags	Int. (c/s)	Std Conc.	Calc Conc.	Error	%Error
Blank		64.6399	0.0000	0.0000	-	-
HIGH STD		843.351	15000.0	15000.0	0.0000	0.0

Curve Type: Linear Equation:  $y = 0.1 x + 64.6$ **Ni 231.604 Calibration (ppb) 5/2/2013, 2:09:09 PM Correlation Coefficient: 1.000000**

Label	Flags	Int. (c/s)	Std Conc.	Calc Conc.	Error	%Error
Blank		-5.0075	0.0000	0.0000	-	-
HIGH STD		15073.1	5000.00	5000.00	0.0000	0.0

Curve Type: Linear Equation:  $y = 3.0 x + -5.0$ **Pb 220.353 Calibration (ppb) 5/2/2013, 2:09:09 PM Correlation Coefficient: 1.000000**

Label	Flags	Int. (c/s)	Std Conc.	Calc Conc.	Error	%Error
Blank		31.7331	0.0000	0.0000	-	-
HIGH STD		2067.37	1000.00	1000.00	0.0002	0.0

Curve Type: Linear Equation:  $y = 2.0 x + 31.7$ **Sb 206.834 Calibration (ppb) 5/2/2013, 2:09:09 PM Correlation Coefficient: 1.000000**

Label	Flags	Int. (c/s)	Std Conc.	Calc Conc.	Error	%Error
Blank		7.1308	0.0000	0.0000	-	-
HIGH STD		2419.13	2000.00	2000.00	0.0001	0.0

Curve Type: Linear Equation:  $y = 1.2 x + 7.1$ **Se 196.026 Calibration (ppb) 5/2/2013, 2:09:09 PM Correlation Coefficient: 1.000000**

Label	Flags	Int. (c/s)	Std Conc.	Calc Conc.	Error	%Error
Blank		13.5567	0.0000	0.0000	-	-
HIGH STD		5385.78	10000.0	10000.0	0.0010	0.0

Curve Type: Linear Equation:  $y = 0.5 x + 13.6$

E05022013.vvq. All Data Report 5/3/2013, 3:45:46 PM

**Sn 189.925 Calibration (ppb) 5/2/2013, 2:09:09 PM Correlation Coefficient: 1.000000**

Label	Flags	Int. (c/s)	Std Conc.	Calc Conc.	Error	%Error
Blank		-11.0758	0.0000	0.0000	-	-
HIGH STD		9934.25	10000.0	10000.0	0.0000	0.0

Curve Type: Linear Equation:  $y = 1.0 x + -11.1$ **Sr 216.596 Calibration (ppb) 5/2/2013, 2:09:09 PM Correlation Coefficient: 1.000000**

Label	Flags	Int. (c/s)	Std Conc.	Calc Conc.	Error	%Error
Blank		21.9783	0.0000	0.0000	-	-
HIGH STD		63221.7	5000.00	5000.00	0.0000	0.0

Curve Type: Linear Equation:  $y = 12.6 x + 22.0$ **Ti 334.941 Calibration (ppb) 5/2/2013, 2:09:09 PM Correlation Coefficient: 1.000000**

Label	Flags	Int. (c/s)	Std Conc.	Calc Conc.	Error	%Error
Blank		-53.5623	0.0000	0.0000	-	-
HIGH STD		305987	1000.00	1000.00	0.0000	0.0

Curve Type: Linear Equation:  $y = 306.0 x + -53.6$ **Tl 190.794 Calibration (ppb) 5/2/2013, 2:09:09 PM Correlation Coefficient: 1.000000**

Label	Flags	Int. (c/s)	Std Conc.	Calc Conc.	Error	%Error
Blank		-17.1724	0.0000	0.0000	-	-
HIGH STD		10924.9	10000.0	10000.0	0.0010	0.0

Curve Type: Linear Equation:  $y = 1.1 x + -17.2$ **V 292.401 Calibration (ppb) 5/2/2013, 2:09:09 PM Correlation Coefficient: 1.000000**

Label	Flags	Int. (c/s)	Std Conc.	Calc Conc.	Error	%Error
Blank		-8.2708	0.0000	0.0000	-	-
HIGH STD		287599	10000.0	10000.0	0.0000	0.0

Curve Type: Linear Equation:  $y = 28.8 x + -8.3$ **Zn 206.200 Calibration (ppb) 5/2/2013, 2:09:09 PM Correlation Coefficient: 1.000000**

Label	Flags	Int. (c/s)	Std Conc.	Calc Conc.	Error	%Error
Blank		-0.2269	0.0000	0.0000	-	-
HIGH STD		7963.82	5000.00	5000.00	0.0000	0.0

Curve Type: Linear Equation:  $y = 1.6 x + -0.2$ **Lab Control Sample (LCS) 5/2/2013, 2:14:33 PM Rack S, Tube 2****Weight: 1 Volume: 1 Dilution: 1**

Label	Replicates Concentration		
Ag 328.068	993.083	989.979	1004.42
Al 308.215	10022.0	10000.8	9968.50
As 188.980	1010.64	994.802	1013.40
B 249.678	1013.20	1015.22	1024.96
Ba 389.178	10010.0	10005.3	10015.1

E05022013.wvq. All Data Report 5/3/2013, 3:45:46 PM

Label	Replicates Concentration		
Be 313.042	1000.80	1000.06	1002.14
Ca 370.602	9980	9926	9955
Cd 226.502	997.120	995.806	999.677
Co 228.615	998.570	993.950	1000.33
Cr 267.716	9990.67	9977.35	10002.1
Cu 324.754	10101.1	10117.3	10153.9
Fe 271.441	10009.1	9994.45	10008.7
K 766.491	19995.5	20012.8	20047.3
Mg 279.078	9979.32	9952.00	9972.63
Mn 257.610	9932.03	9915.15	10050.7
Mo 202.032	999.661	1000.43	998.658
Na 330.237	14664.4	14726.9	14608.1
Ni 231.604	4978.28	4966.67	4987.45
Pb 220.353	1000.39	1000.17	1001.89
Sb 206.834	1990.76	1997.06	1996.48
Se 196.026	9959.88	9959.50	9950.49
Sn 189.925	9986.29	9907.73	9955.49
Sr 216.596	4985.44	4980.49	4993.93
Ti 334.941	999.469	1000.37	1001.43
Tl 190.794	9964.13	9979.33	10009.8
V 292.401	9994.86	9984.92	9995.39
Zn 206.200	4969.17	4971.75	4979.83

Label	Sol'n Conc.	Units	SD	%RSD	Int. (c/s)	QC Value
Ag 328.068	995.826	ppb	7.5989	0.8	78702.1	99.58260
Al 308.215	9997.09	ppb	26.9430	0.3	43355.2	99.97092
As 188.980	1006.28	ppb	10.0354	1.0	601.949	100.62801
B 249.678	1017.79	ppb	6.2895	0.6	13297.6	20.35584*
Ba 389.178	10010.1	ppb	4.9248	0.0	233186	100.10146
Be 313.042	1001.00	ppb	1.0556	0.1	1864220	100.09983
Ca 370.602	9954	ppb	26.79	0.3	31472	99.53631
Cd 226.502	997.534	ppb	1.9683	0.2	39898.6	99.75343
Co 228.615	997.615	ppb	3.2929	0.3	13145.9	99.76152
Cr 267.716	9990.04	ppb	12.3814	0.1	519146	99.90035
Cu 324.754	10124.1	ppb	27.0854	0.3	465363	101.24100
Fe 271.441	10004.1	ppb	8.3456	0.1	18680.5	100.04082
K 766.491	20018.6	ppb	26.3801	0.1	767693	100.09277
Mg 279.078	9967.98	ppb	14.2387	0.1	22465.8	99.67984
Mn 257.610	9965.97	ppb	73.8818	0.7	819144	99.65970
Mo 202.032	999.582	ppb	0.8870	0.1	7913.15	99.95821
Na 330.237	14666.5	ppb	59.4148	0.4	777.849	97.77649
Ni 231.604	4977.47	ppb	10.4155	0.2	15005.4	99.54934
Pb 220.353	1000.82	ppb	0.9342	0.1	2069.20	100.08151
Sb 206.834	1994.76	ppb	3.4817	0.2	2526.72	39.89530*
Se 196.026	9956.63	ppb	5.3137	0.1	5365.13	99.56626
Sn 189.925	9949.84	ppb	39.5810	0.4	9884.38	99.49838
Sr 216.596	4986.62	ppb	6.7959	0.1	62917.3	99.73239
Ti 334.941	1000.42	ppb	0.9791	0.1	306165	100.04201
Tl 190.794	9984.43	ppb	23.2817	0.2	10896.8	99.84431
V 292.401	9991.73	ppb	5.8964	0.1	286529	99.91727
Zn 206.200	4973.58	ppb	5.5648	0.1	7891.67	99.47168

Initial Calib Verif (ICV)

5/2/2013, 2:20:08 PM

Rack S, Tube 3

Weight: 1

Volume: 1

Dilution: 1

Label	Replicates Concentration		
Ag 328.068	987.595	982.005	966.534
Al 308.215	944.852	948.630	943.395

E05022013.vvq. All Data Report 5/3/2013, 3:45:46 PM

Label	Replicates Concentration		
As 188.980	964.481	978.638	974.451
B 249.678	993.497	1000.54	993.707
Ba 389.178	1033.09	1037.04	1027.19
Be 313.042	1048.99x	1048.60x	1040.69x
Ca 370.602	1002	997.3	985.7
Cd 226.502	1042.20x	1043.52x	1034.62x
Co 228.615	1008.95	1013.35	996.409
Cr 267.716	1023.17	1026.15	1019.01
Cu 324.754	1047.83	1048.45	1029.91
Fe 271.441	967.962	969.098	968.989
K 766.491	10130.9	10160.1	10062.7
Mg 279.078	1001.58	1002.44	996.543
Mn 257.610	1054.54	1060.17	1049.02
Mo 202.032	1006.01x	1008.58x	999.826
Na 330.237	9724.96	9658.65	9523.24
Ni 231.604	1028.17	1041.25	1021.57
Pb 220.353	1009.07	1004.86	998.196
Sb 206.834	980.124	989.288	981.144
Se 196.026	969.288	982.976	955.729
Sn 189.925	4931.09	4977.88	4906.93
Sr 216.596	4968.77	4974.79	4937.58
Ti 334.941	981.288	984.246	977.216
Tl 190.794	1014.77	1020.35	1012.67
V 292.401	997.670	999.835	992.130
Zn 206.200	1024.58	1026.47	1018.72

Label	Sol'n Conc.	Units	SD	%RSD	Int. (c/s)	QC Value
Ag 328.068	978.711b	ppb	10.9098	1.1	77247.3	97.87114
Al 308.215	945.626b	ppb	2.7017	0.3	4244.57	94.56258
As 188.980	972.523b	ppb	7.2727	0.7	581.414	97.25232
B 249.678	995.915b	ppb	4.0081	0.4	13025.4	99.59148
Ba 389.178	1032.44b	ppb	4.9533	0.5	24034.6	103.24402
Be 313.042	1046.10xb	ppb	4.6810	0.4	1948570	104.60951
Ca 370.602	995.0b	ppb	8.418	0.8	3334	99.50356
Cd 226.502	1040.11xb	ppb	4.7979	0.5	41568.2	104.01122
Co 228.615	1006.23b	ppb	8.7891	0.9	13229.8	100.62349
Cr 267.716	1022.78b	ppb	3.5886	0.4	53148.5	102.27766
Cu 324.754	1042.06b	ppb	10.5272	1.0	48147.5	104.20628
Fe 271.441	968.683b	ppb	0.6267	0.1	2060.64	96.86828
K 766.491	10117.9b	ppb	50.0247	0.5	388147	101.17910
Mg 279.078	1000.19b	ppb	3.1862	0.3	2285.47	100.01877
Mn 257.610	1054.58b	ppb	5.5752	0.5	86802.1	105.45802Q
Mo 202.032	1004.80xb	ppb	4.4991	0.4	7973.55	100.48049
Na 330.237	9635.61b	ppb	102.816	1.1	549.196	96.35613
Ni 231.604	1030.33b	ppb	10.0127	1.0	3102.12	103.03312
Pb 220.353	1004.04b	ppb	5.4832	0.5	2073.21	100.40435
Sb 206.834	983.519b	ppb	5.0223	0.5	1200.05	98.35188
Se 196.026	969.331b	ppb	13.6233	1.4	534.586	96.93311
Sn 189.925	4938.63b	ppb	36.0750	0.7	4900.56	98.77268
Sr 216.596	4960.38b	ppb	19.9724	0.4	62658.4	99.20756
Ti 334.941	980.917b	ppb	3.5296	0.4	300151	98.09166
Tl 190.794	1015.93b	ppb	3.9702	0.4	1093.35	101.59337
V 292.401	996.545b	ppb	3.9737	0.4	28397.8	99.65453
Zn 206.200	1023.25b	ppb	4.0410	0.4	1626.55	102.32542

E05022013.vvq. All Data Report 5/3/2013, 3:45:46 PM

Initial Calib Blank (ICB) 5/2/2013, 2:29:05 PM Rack S, Tube 1

Weight: 1 Volume: 1 Dilution: 1

Label	Replicates Concentration		
Ag 328.068	0.3195	0.0351	0.0602
Al 308.215	2.7327	-0.3056u	-0.2739u
As 188.980	4.3318	4.1605	6.0783
B 249.678	17.4656	17.3971	15.2828
Ba 389.178	1.3036	1.0040	1.1913
Be 313.042	0.0485	0.0315	0.0479
Ca 370.602	-5.484u	-4.184u	-2.842u
Cd 226.502	0.1660	0.1943	0.1583
Co 228.615	0.7762	0.6678	0.6450
Cr 267.716	0.0497	0.3450	0.1667
Cu 324.754	0.0989	0.1484	-0.3091u
Fe 271.441	3.1241	-4.4628u	-1.1919u
K 766.491	1.1725	1.4420	1.8968
Mg 279.078	4.5149	1.4928	1.4556
Mn 257.610	0.2264	0.0240	0.0869
Mo 202.032	0.2178	0.6497	0.3247
Na 330.237	168.294	133.928	64.1465
Ni 231.604	-0.2258u	-0.5152u	0.0674
Pb 220.353	-2.3073u	-1.3590u	-0.3441u
Sb 206.834	-4.5529u	3.5691	1.0881
Se 196.026	-1.4903u	-8.5055u	-1.4247u
Sn 189.925	-1.4937u	-1.6426u	-0.2524u
Sr 216.596	0.3897	0.0742	0.1287
Ti 334.941	0.1468	0.1300	0.1198
Tl 190.794	3.5849	1.9408	-0.0517u
V 292.401	-0.1707u	0.0590	-0.1374u
Zn 206.200	0.6194	-0.4646u	1.8379

Label	Sol'n Conc.	Units	SD	%RSD	Int. (c/s)	QC Value
Ag 328.068	0.1382	ppb	0.1575	113.9	-13.9525	0.13825
Al 308.215	0.7178	ppb	1.7451	243.1	62.3350	0.71775
As 188.980	4.8569	ppb	1.0612	21.9	-7.3837	4.85686
B 249.678	16.7152	ppb	1.2409	7.4	318.765	16.71518
Ba 389.178	1.1663	ppb	0.1514	13.0	4.3299	1.16630
Be 313.042	0.0426	ppb	0.0096	22.6	-303.940	0.04262
Ca 370.602	-4.170	ppb	1.321	31.7	16.04	-4.17017
Cd 226.502	0.1729	ppb	0.0190	11.0	32.8722	0.17288
Co 228.615	0.6963	ppb	0.0701	10.1	10.4103	0.69632
Cr 267.716	0.1872	ppb	0.1487	79.5	16.2289	0.18716
Cu 324.754	-0.0206	ppb	0.2510	1218.5	249.949	-0.02060
Fe 271.441	-0.8435	ppb	3.8055	451.1	109.255	-0.84352
K 766.491	1.5037	ppb	0.3661	24.3	329.254	1.50375
Mg 279.078	2.4878	ppb	1.7556	70.6	41.5212	2.48776
Mn 257.610	0.1124	ppb	0.1036	92.1	145.602	0.11242
Mo 202.032	0.3974	ppb	0.2249	56.6	20.1066	0.39738
Na 330.237	122.123	ppb	53.0679	43.5	70.9735	122.12275
Ni 231.604	-0.2246	ppb	0.2913	129.7	-5.6846	-0.22455
Pb 220.353	-1.3368	ppb	0.9818	73.4	29.0111	-1.33680
Sb 206.834	0.0348	ppb	4.1622	11974.4	7.1702	0.03476
Se 196.026	-3.8068	ppb	4.0693	106.9	11.5116	-3.80683
Sn 189.925	-1.1296	ppb	0.7633	67.6	-12.1991	-1.12957
Sr 216.596	0.1975	ppb	0.1686	85.4	24.4594	0.19752
Ti 334.941	0.1322	ppb	0.0137	10.3	-13.1080	0.13218
Tl 190.794	1.8247	ppb	1.8211	99.8	-15.1760	1.82467
V 292.401	-0.0830	ppb	0.1241	149.5	-10.7278	-0.08303
Zn 206.200	0.6642	ppb	1.1519	173.4	6.08306	0.66423

E05022013.vvq. All Data Report 5/3/2013, 3:45:46 PM

**CRI (CRI)** **5/2/2013, 2:34:30 PM** **Rack S, Tube 4**  
**Weight: 1** **Volume: 1** **Dilution: 1**

Label	Replicates Concentration		
Ag 328.068	9.7214	9.9148	9.5988
Al 308.215	200.679	199.015	201.650
As 188.980	24.8448	25.1060	25.7554
B 249.678	105.863	104.523	104.969
Ba 389.178	11.1835	12.2819	11.0511
Be 313.042	4.2796	4.2364	4.2635
Ca 370.602	489.1	489.3	494.6
Cd 226.502	5.5723	5.2703	5.4157
Co 228.615	11.0329	10.9175	11.5162
Cr 267.716	10.3964	10.3272	10.4240
Cu 324.754	20.6471	21.3298	21.3675
Fe 271.441	44.3585	40.4573	49.6577
K 766.491	1019.16	1008.34	1014.54
Mg 279.078	504.414	499.706	508.519
Mn 257.610	10.7071	10.6241	10.6553
Mo 202.032	9.8195	10.0297	10.5190
Na 330.237	1087.20	911.693	1101.41
Ni 231.604	41.3146	41.2547	41.3002
Pb 220.353	11.8340	11.0050	12.1055
Sb 206.834	13.8026	20.0178	16.7007
Se 196.026	19.0468	22.0449	24.9969
Sn 189.925	49.0643	49.0316	53.9707
Sr 216.596	10.3744	10.5161	9.2823
Ti 334.941	10.1020	10.0011	10.0525
Tl 190.794	27.1132	22.2434	28.5169
V 292.401	9.9753	10.3879	10.1724
Zn 206.200	22.9530	20.4676	20.6074

Label	Sol'n Conc.	Units	SD	%RSD	Int. (c/s)	QC Value
Ag 328.068	9.7450	ppb	0.1593	1.6	746.367	97.45001
Al 308.215	200.448	ppb	1.3329	0.7	928.878	100.22396
As 188.980	25.2354	ppb	0.4689	1.9	5.0227	126.17695R
B 249.678	105.118	ppb	0.6823	0.6	1466.00	105.11823
Ba 389.178	11.5055	ppb	0.6756	5.9	246.593	115.05506
Be 313.042	4.2598	ppb	0.0219	0.5	7551.94	106.49569
Ca 370.602	491.0	ppb	3.155	0.6	1592	98.19899
Cd 226.502	5.4194	ppb	0.1511	2.8	242.559	108.38841
Co 228.615	11.1555	ppb	0.3176	2.8	147.924	111.55525
Cr 267.716	10.3825	ppb	0.0499	0.5	546.044	103.82547
Cu 324.754	21.1148	ppb	0.4055	1.9	1221.23	105.57388
Fe 271.441	44.8245	ppb	4.6179	10.3	194.658	89.64896
K 766.491	1014.01	ppb	5.4262	0.5	39144.4	101.40148
Mg 279.078	504.213	ppb	4.4098	0.9	1178.98	100.84265
Mn 257.610	10.6621	ppb	0.0419	0.4	1014.04	106.62148
Mo 202.032	10.1227	ppb	0.3589	3.5	97.1141	101.22737
Na 330.237	1033.44	ppb	105.671	10.2	118.036	103.34361
Ni 231.604	41.2898	ppb	0.0313	0.1	119.509	103.22462
Pb 220.353	11.6482	ppb	0.5733	4.9	55.4241	116.48170
Sb 206.834	16.8403	ppb	3.1100	18.5	27.4503	84.20172
Se 196.026	22.0295	ppb	2.9751	13.5	25.3943	110.14764
Sn 189.925	50.6888	ppb	2.8422	5.6	39.3366	101.37768
Sr 216.596	10.0576	ppb	0.6752	6.7	147.929	100.57616
Ti 334.941	10.0519	ppb	0.0504	0.5	3025.14	100.51860
Tl 190.794	25.9578	ppb	3.2924	12.7	11.2179	103.83131
V 292.401	10.1785	ppb	0.2063	2.0	281.887	101.78540
Zn 206.200	21.3427	ppb	1.3964	6.5	33.7406	106.71336

E05022013.vvq. All Data Report 5/3/2013, 3:45:46 PM

Interf Check A (ICSA)

5/2/2013, 2:39:55 PM

Rack S, Tube 5

Weight: 1

Volume: 1

Dilution: 1

Label	Replicates Concentration		
Ag 328.068	-0.0540u	-0.2928u	-0.7510u
Al 308.215	582967	582892	584120
As 188.980	-2.2922	4.9460	8.9319
B 249.678	-5.5718u	-6.6340u	-5.7264u
Ba 389.178	-0.4921	-0.8003	-0.8422
Be 313.042	-0.1454u	-0.1609u	-0.1556u
Ca 370.602	539020	536557	536467
Cd 226.502	1.0973	1.2830	1.1284
Co 228.615	0.7440	0.9620	1.4851
Cr 267.716	0.9848	1.1966	0.8570
Cu 324.754	-7.9450u	-9.1101u	-7.8494u
Fe 271.441	205689	205917	205860
K 766.491	3.2774	2.9911	3.1441
Mg 279.078	575734	576825	576916
Mn 257.610	-2.1126	-2.0198	-2.1333
Mo 202.032	1.5239	2.1927	2.0355
Na 330.237	-99.3007u	44.9542u	95.8915u
Ni 231.604	4.5354	2.5078	5.8245
Pb 220.353	6.7729	-2.5410	3.6020
Sb 206.834	-2.7222	-6.0827u	1.8506
Se 196.026	-9.6749u	-11.6100u	-4.9456u
Sn 189.925	-1.1619u	-2.8909u	-6.7808u
Sr 216.596	10.7268	10.4884	10.9541
Ti 334.941	-0.5083	-0.5025	-0.4524
Tl 190.794	-4.8349u	-6.2476u	-4.8524u
V 292.401	1.2271	0.9423	0.6361
Zn 206.200	7.6604	6.4135	6.6694

Label	Sol'n Conc.	Units	SD	%RSD	Int. (c/s)	QC Value
Ag 328.068	-0.3660	ppb	0.3542	96.8	-62.5613	-0.36596
Al 308.215	583327	ppb	688.486	0.1	2528389	-
As 188.980	3.8619	ppb	5.6900	147.3	-5.6174	3.86190
B 249.678	-5.9774	ppb	0.5739	9.6	-241.319	-5.97741
Ba 389.178	-0.7115	ppb	0.1912	26.9	1770.14	-0.71154
Be 313.042	-0.1540	ppb	0.0079	5.1	-458.833	-0.15395
Ca 370.602	537348	ppb	1449	0.3	1694932	-
Cd 226.502	1.1696	ppb	0.0995	8.5	776.346	1.16956
Co 228.615	1.0637	ppb	0.3809	35.8	7.5079	1.06369
Cr 267.716	1.0128	ppb	0.1715	16.9	117.645	1.01281
Cu 324.754	-8.3015	ppb	0.7019	8.5	-74.6877	-8.30150
Fe 271.441	205822	ppb	118.884	0.1	376711	-
K 766.491	3.1375	ppb	0.1433	4.6	391.886	3.13753
Mg 279.078	576492	ppb	657.678	0.1	1307131	-
Mn 257.610	-2.0886	ppb	0.0604	2.9	1839.59	-2.08857
Mo 202.032	1.9174	ppb	0.3497	18.2	20.9088	1.91738
Na 330.237	13.8484	ppb	101.246	731.1	3.0558	13.84842
Ni 231.604	4.2892	ppb	1.6720	39.0	13.0574	4.28922
Pb 220.353	2.6113	ppb	4.7353	181.3	49.6597	2.61130
Sb 206.834	-2.3181	ppb	3.9821	171.8	9.9686	-2.31807
Se 196.026	-8.7435	ppb	3.4285	39.2	8.4288	-8.74350
Sn 189.925	-3.6112	ppb	2.8779	79.7	-14.4057	-3.61122
Sr 216.596	10.7231	ppb	0.2329	2.2	319.696	10.72308
Ti 334.941	-0.4877	ppb	0.0307	6.3	2701.16	-0.48771
Tl 190.794	-5.3116	ppb	0.8106	15.3	-34.5402	-5.31163
V 292.401	0.9352	ppb	0.2956	31.6	21.6428	0.93518
Zn 206.200	6.9145	ppb	0.6586	9.5	33.3707	6.91445



E05022013.vvq. All Data Report 5/3/2013, 3:45:46 PM

**Interf Check AB (ICSAB) 5/2/2013, 2:45:21 PM Rack S, Tube 6**  
**Weight: 1 Volume: 1 Dilution: 1**

Label	Replicates Concentration		
Ag 328.068	232.145	230.988	232.358
Al 308.215	575182	578133	579576
As 188.980	110.671	122.099	121.390
B 249.678	-9.2154u	-10.0569u	-11.0083u
Ba 389.178	553.589	556.904	554.885
Be 313.042	538.846	539.065	540.286
Ca 370.602	531613	534908	532706
Cd 226.502	1057.06	1060.02	1058.52
Co 228.615	527.536	528.770	529.633
Cr 267.716	542.949	543.786	544.278
Cu 324.754	600.059	594.883	604.507
Fe 271.441	203582	204350	204518
K 766.491	1.9275	1.4818	2.0242
Mg 279.078	572531	573797	573042
Mn 257.610	541.705	539.824	536.861
Mo 202.032	1144.19	1148.26	1153.15x
Na 330.237	102.156u	-226.208u	-240.074u
Ni 231.604	1036.55	1037.26	1029.84
Pb 220.353	50.6893	49.9268	48.8160
Sb 206.834	672.436	663.776	663.860
Se 196.026	58.0449	42.1573	63.4245
Sn 189.925	1088.90	1096.40	1098.22
Sr 216.596	13.6609	14.2629	14.0930
Ti 334.941	-6.9879	-6.9600	-7.0488
Tl 190.794	103.442	103.606	93.4773
V 292.401	525.815	527.362	528.046
Zn 206.200	1011.88	1022.14	1019.57

Label	Sol'n Conc.	Units	SD	%RSD	Int. (c/s)	QC Value
Ag 328.068	231.830	ppb	0.7375	0.3	18329.3	115.91511
Al 308.215	577630	ppb	2239.65	0.4	2503806	115.52604
As 188.980	118.053	ppb	6.4027	5.4	63.5714	118.05337
B 249.678	-10.0936	ppb	0.8970	8.9	-292.421	-
Ba 389.178	555.126	ppb	1.6708	0.3	14711.1	111.02521
Be 313.042	539.399	ppb	0.7760	0.1	1004672	107.87982
Ca 370.602	533076	ppb	1678	0.3	1681490	106.61519
Cd 226.502	1058.53	ppb	1.4792	0.1	42997.8	105.85313
Co 228.615	528.646	ppb	1.0537	0.2	6905.79	105.72926
Cr 267.716	543.671	ppb	0.6720	0.1	28306.3	108.73424
Cu 324.754	599.816	ppb	4.8166	0.8	27890.3	119.96329
Fe 271.441	204150	ppb	499.245	0.2	373745	102.07490
K 766.491	1.8111	ppb	0.2893	16.0	341.038	-
Mg 279.078	573123	ppb	637.204	0.1	1299485	114.62463
Mn 257.610	539.463	ppb	2.4416	0.5	46330.6	107.89266
Mo 202.032	1148.54x	ppb	4.4858	0.4	9101.87	114.85354
Na 330.237	-121.376	ppb	193.708	159.6	-10.9612	-
Ni 231.604	1034.55	ppb	4.0949	0.4	3119.90	103.45515
Pb 220.353	49.8107	ppb	0.9420	1.9	143.681	99.62132
Sb 206.834	666.691	ppb	4.9759	0.7	809.803	111.11514
Se 196.026	54.5423	ppb	11.0578	20.3	42.5772	109.08453
Sn 189.925	1094.51	ppb	4.9429	0.5	1077.71	109.45087
Sr 216.596	14.0056	ppb	0.3103	2.2	290.726	-
Ti 334.941	-6.9989	ppb	0.0454	0.6	690.658	-
Tl 190.794	100.175	ppb	5.8010	5.8	80.1576	100.17501
V 292.401	527.074	ppb	1.1432	0.2	14884.6	105.41489
Zn 206.200	1017.86	ppb	5.3384	0.5	1541.73	101.78645

E05022013.wvq. All Data Report 5/3/2013, 3:45:46 PM

Cont Calib Verif (CCV) 5/2/2013, 2:55:12 PM Rack 1, Tube 1  
 Weight: 1 Volume: 1 Dilution: 1

Label	Replicates Concentration		
Ag 328.068	498.675	502.539	502.639
Al 308.215	4968.43	4968.95	4975.88
As 188.980	502.317	503.395	496.702
B 249.678	505.374	507.383	508.477
Ba 389.178	5157.45	5162.78	5163.93
Be 313.042	517.875	517.204	518.923
Ca 370.602	5075	5087	5070
Cd 226.502	518.022	518.227	518.019
Co 228.615	523.648	523.299	522.612
Cr 267.716	5156.76	5161.74	5162.61
Cu 324.754	5142.39	5219.54	5215.45
Fe 271.441	4978.01	4972.22	4988.01
K 766.491	10181.2	10195.2	10203.1
Mg 279.078	4985.63	4987.59	4981.15
Mn 257.610	5167.93	5180.06	5200.96
Mo 202.032	505.362	507.495	503.702
Na 330.237	7320.06	7354.17	7398.40
Ni 231.604	2593.88	2600.27	2600.84
Pb 220.353	499.917	494.272	491.732
Sb 206.834	943.981	939.168	940.645
Se 196.026	4918.81	4907.55	4927.12
Sn 189.925	5066.02	5022.84	5017.72
Sr 216.596	2517.37	2517.99	2520.15
Ti 334.941	495.942	496.032	496.955
Tl 190.794	4987.21	4997.37	5018.21
V 292.401	4968.42	4964.97	4979.01
Zn 206.200	2589.76	2585.37	2581.78

Label	Sol'n Conc.	Units	SD	%RSD	Int. (c/s)	QC Value
Ag 328.068	501.285	ppb	2.2602	0.5	39606.4	100.25691
Al 308.215	4971.09	ppb	4.1562	0.1	21588.8	99.42175
As 188.980	500.805	ppb	3.5934	0.7	294.383	100.16096
B 249.678	507.078	ppb	1.5739	0.3	6676.19	20.28312Q
Ba 389.178	5161.39	ppb	3.4612	0.1	120222	103.22772
Be 313.042	518.001	ppb	0.8668	0.2	964529	103.60014
Ca 370.602	5077	ppb	9.010	0.2	16080	101.54546
Cd 226.502	518.089	ppb	0.1191	0.0	20733.8	103.61784
Co 228.615	523.186	ppb	0.5272	0.1	6894.67	104.63728
Cr 267.716	5160.37	ppb	3.1570	0.1	268171	103.20737
Cu 324.754	5192.46	ppb	43.4126	0.8	238799	103.84917
Fe 271.441	4979.42	ppb	7.9875	0.2	9358.42	99.58831
K 766.491	10193.2	ppb	11.0779	0.1	391032	101.93159
Mg 279.078	4984.79	ppb	3.3019	0.1	11248.0	99.69579
Mn 257.610	5182.98	ppb	16.7077	0.3	426075	103.65963
Mo 202.032	505.520	ppb	1.9017	0.4	4010.48	101.10395
Na 330.237	7357.54	ppb	39.2770	0.5	421.849	98.10057
Ni 231.604	2598.33	ppb	3.8658	0.1	7830.71	103.93311
Pb 220.353	495.307	ppb	4.1893	0.8	1040.14	99.06144
Sb 206.834	941.264	ppb	2.4657	0.3	1201.32	94.12644
Se 196.026	4917.83	ppb	9.8215	0.2	2656.92	98.35651
Sn 189.925	5035.53	ppb	26.5301	0.5	4996.93	100.71051
Sr 216.596	2518.50	ppb	1.4606	0.1	31785.8	100.74008
Ti 334.941	496.310	ppb	0.5607	0.1	151862	99.26192
Tl 190.794	5000.93	ppb	15.8057	0.3	5448.94	100.01859
V 292.401	4970.80	ppb	7.3147	0.1	142528	99.41597
Zn 206.200	2585.64	ppb	3.9973	0.2	4102.64	103.42550

E05022013.wvq. All Data Report 5/3/2013, 3:45:46 PM

Cont Calib Blank (CCB) 5/2/2013, 3:00:36 PM Rack 1, Tube 2

Weight: 1 Volume: 1 Dilution: 1

Label	Replicates Concentration		
Ag 328.068	0.1198	0.0034	-0.1840u
Al 308.215	0.4198	2.6876	0.7550
As 188.980	9.9934	3.4223	5.8029
B 249.678	11.4589	10.2239	9.8413
Ba 389.178	2.2042	1.3090	1.9054
Be 313.042	0.0770	0.0755	0.0794
Ca 370.602	-0.8767u	-6.349u	-4.442u
Cd 226.502	0.1975	0.0750	0.1607
Co 228.615	0.7360	0.6701	0.5621
Cr 267.716	0.8611	0.7390	1.1603
Cu 324.754	0.8720	0.9745	0.1436
Fe 271.441	-2.5603u	-0.7927u	-2.8263u
K 766.491	2.2921	1.6992	1.5013
Mg 279.078	1.1420	1.4178	2.4203
Mn 257.610	1.0737	0.6612	0.8546
Mo 202.032	0.6573	0.3579	-0.1045u
Na 330.237	66.3300	-21.9688u	-50.0026u
Ni 231.604	-0.5765u	0.3727	0.8335
Pb 220.353	2.9985	-3.3430u	0.6269
Sb 206.834	18.1513	8.5946	11.9898
Se 196.026	2.8563	-0.5761u	-0.4791u
Sn 189.925	-0.8520u	-0.5963u	-1.3476u
Sr 216.596	0.2965	0.2556	0.4270
Ti 334.941	0.2193	0.1291	0.1754
Tl 190.794	2.7862	-0.1947u	2.5351
V 292.401	0.5572	0.5620	0.5275
Zn 206.200	0.9306	0.3746	0.3856

Label	Sol'n Conc.	Units	SD	%RSD	Int. (c/s)	QC Value
Ag 328.068	-0.0203	ppb	0.1533	755.1	-26.5088	-0.02030
Al 308.215	1.2875	ppb	1.2240	95.1	64.8031	1.28747
As 188.980	6.4062	ppb	3.3268	51.9	-6.4406	6.40618
B 249.678	10.5080	ppb	0.8454	8.0	238.211	10.50802
Ba 389.178	1.8062	ppb	0.4558	25.2	19.2304	1.80618
Be 313.042	0.0773	ppb	0.0020	2.6	-239.334	0.07730
Ca 370.602	-3.889	ppb	2.778	71.4	17.10	-3.88933
Cd 226.502	0.1444	ppb	0.0629	43.5	31.7298	0.14439
Co 228.615	0.6561	ppb	0.0878	13.4	9.8817	0.65607
Cr 267.716	0.9201	ppb	0.2168	23.6	54.3174	0.92015
Cu 324.754	0.6634	ppb	0.4531	68.3	281.371	0.66335
Fe 271.441	-2.0598	ppb	1.1053	53.7	107.034	-2.05976
K 766.491	1.8308	ppb	0.4115	22.5	341.793	1.83083
Mg 279.078	1.6601	ppb	0.6727	40.5	39.6338	1.66006
Mn 257.610	0.8632	ppb	0.2064	23.9	207.293	0.86318
Mo 202.032	0.3036	ppb	0.3838	126.4	19.3625	0.30358
Na 330.237	-1.8804	ppb	60.7122	3228.7	64.5366	-1.88040
Ni 231.604	0.2099	ppb	0.7189	342.6	-4.3746	0.20987
Pb 220.353	0.0941	ppb	3.2042	3403.6	31.9240	0.09414
Sb 206.834	12.9119	ppb	4.8446	37.5	22.7082	12.91189Z
Se 196.026	0.6004	ppb	1.9543	325.5	13.8795	0.60038
Sn 189.925	-0.9320	ppb	0.3820	41.0	-12.0027	-0.93195
Sr 216.596	0.3264	ppb	0.0895	27.4	26.0721	0.32637
Ti 334.941	0.1746	ppb	0.0451	25.8	-0.1187	0.17459
Tl 190.794	1.7089	ppb	1.6533	96.7	-15.3033	1.70889
V 292.401	0.5489	ppb	0.0187	3.4	7.3864	0.54887
Zn 206.200	0.5636	ppb	0.3179	56.4	0.6678	0.56359

E05022013.vvq. All Data Report 5/3/2013, 3:45:46 PM

Z (Samp)	5/2/2013, 3:05:59 PM			Rack 1, Tube 1
Weight: 1	Volume: 1			Dilution: 1
Label	Replicates Concentration			
Ag 328.068	0.2828	0.4885	0.5242	
Al 308.215	-11.1514u	-12.9585u	-13.1178u	
As 188.980	10.8002	11.9392	12.1960	
B 249.678	-3.7392u	-3.4445u	-3.8433u	
Ba 389.178	-0.1418u	-0.1207u	-0.0955u	
Be 313.042	0.1122	0.1106	0.1129	
Ca 370.602	-8.157u	-8.145u	-7.949u	
Cd 226.502	-0.2786u	-0.2919u	-0.3011u	
Co 228.615	0.0465	0.1489	0.1312	
Cr 267.716	0.0353	0.0278	0.0171	
Cu 324.754	-3.8443u	-3.9493u	-4.0847u	
Fe 271.441	-32.9431u	-34.5365u	-33.3750u	
K 766.491	-4.0390u	-4.0210u	-4.0676u	
Mg 279.078	-12.1269u	-11.6129u	-11.7622u	
Mn 257.610	-0.8949u	-1.0050u	-0.9904u	
Mo 202.032	-0.5965u	-0.7405u	-0.7990u	
Na 330.237	-628.440u	-618.230u	-680.509u	
Ni 231.604	0.0870	0.8204	0.6223	
Pb 220.353	-7.4224u	-8.4791u	-7.6824u	
Sb 206.834	-3.4162u	-3.9192u	-2.5063u	
Se 196.026	-12.8138u	-15.7882u	-13.3304u	
Sn 189.925	5.6287	5.2659	6.1474	
Sr 216.596	-1.0640u	-1.0477u	-0.9278u	
Ti 334.941	0.2271	0.0757	0.0154	
Tl 190.794	7.9060	8.2155	10.4584	
V 292.401	0.0651	0.1437	0.0786	
Zn 206.200	-0.3447u	0.2594	0.3553	

Label	Sol'n Conc.	Units	SD	%RSD	Int. (c/s)
Ag 328.068	0.4318	ppb	0.1303	30.2	9.3275
Al 308.215	-12.4093	ppb	1.0923	8.8	5.3739
As 188.980	11.6451	ppb	0.7429	6.4	-3.2509
B 249.678	-3.6757	ppb	0.2069	5.6	54.1764
Ba 389.178	-0.1193	ppb	0.0232	19.4	-25.7011
Be 313.042	0.1119	ppb	0.0012	1.1	-174.708
Ca 370.602	-8.084	ppb	0.1166	1.4	6.275
Cd 226.502	-0.2905	ppb	0.0113	3.9	14.2563
Co 228.615	0.1089	ppb	0.0547	50.3	2.7002
Cr 267.716	0.0267	ppb	0.0092	34.3	7.8684
Cu 324.754	-3.9595	ppb	0.1205	3.0	68.9425
Fe 271.441	-33.6182	ppb	0.8240	2.5	49.1881
K 766.491	-4.0425	ppb	0.0235	0.6	116.634
Mg 279.078	-11.8340	ppb	0.2644	2.2	9.0630
Mn 257.610	-0.9634	ppb	0.0598	6.2	57.1220
Mo 202.032	-0.7120	ppb	0.1042	14.6	11.3211
Na 330.237	-642.393	ppb	33.4019	5.2	31.2989
Ni 231.604	0.5099	ppb	0.3794	74.4	-3.4706
Pb 220.353	-7.8613	ppb	0.5506	7.0	15.7295
Sb 206.834	-3.2806	ppb	0.7162	21.8	3.1928
Se 196.026	-13.9775	ppb	1.5893	11.4	6.0477
Sn 189.925	5.6807	ppb	0.4430	7.8	-5.4265
Sr 216.596	-1.0132	ppb	0.0744	7.3	9.1678
Ti 334.941	0.1061	ppb	0.1090	102.8	-21.1059
Tl 190.794	8.8599	ppb	1.3929	15.7	-7.4755
V 292.401	0.0958	ppb	0.0420	43.9	-5.4411
Zn 206.200	0.0900	ppb	0.3795	421.6	10.0872

E05022013.vvq. All Data Report 5/3/2013, 3:45:46 PM

Z (Samp)	5/2/2013, 3:11:23 PM			Rack 1, Tube 2
Weight: 1	Volume: 1			Dilution: 1
Label	Replicates Concentration			
Ag 328.068	0.4083	0.4253	0.4022	
Al 308.215	-11.9173u	-12.1994u	-12.7166u	
As 188.980	10.9246	11.1969	9.9170	
B 249.678	-4.4312u	-4.3688u	-4.2776u	
Ba 389.178	0.1019	0.0059	-0.0741u	
Be 313.042	0.1071	0.1115	0.1135	
Ca 370.602	-8.165u	-8.968u	-7.358u	
Cd 226.502	-0.3163u	-0.2568u	-0.2421u	
Co 228.615	0.2366	0.0909	0.1930	
Cr 267.716	0.0985	0.0080	0.0552	
Cu 324.754	-4.1937u	-3.9866u	-4.1598u	
Fe 271.441	-33.9445u	-34.7036u	-31.5318u	
K 766.491	-3.9104u	-4.1746u	-4.0270u	
Mg 279.078	-10.3975u	-11.1064u	-10.9395u	
Mn 257.610	-0.9407u	-0.9883u	-0.9636u	
Mo 202.032	-0.9356u	-1.1710u	-0.9456u	
Na 330.237	-536.702u	-602.875u	-661.677u	
Ni 231.604	0.2723	0.5710	0.3289	
Pb 220.353	-7.6329u	-8.2228u	-8.6479u	
Sb 206.834	-4.8421u	-3.7004u	-3.8047u	
Se 196.026	-14.2770u	-15.7475u	-15.5800u	
Sn 189.925	4.9151	6.0391	5.3410	
Sr 216.596	-0.9135u	-0.9554u	-1.0743u	
Ti 334.941	-0.0633u	-0.0394u	-0.0635u	
Tl 190.794	7.9823	9.4079	7.6525	
V 292.401	0.0631	0.0661	0.0878	
Zn 206.200	-0.3313u	-0.0501u	0.0746	

Label	Sol'n Conc.	Units	SD	%RSD	Int. (c/s)
Ag 328.068	0.4119	ppb	0.0119	2.9	7.7541
Al 308.215	-12.2777	ppb	0.4053	3.3	5.9023
As 188.980	10.6795	ppb	0.6743	6.3	-3.8386
B 249.678	-4.3592	ppb	0.0772	1.8	45.3063
Ba 389.178	0.0112	ppb	0.0881	786.8	-22.6603
Be 313.042	0.1107	ppb	0.0032	2.9	-176.882
Ca 370.602	-8.164	ppb	0.8049	9.9	5.991
Cd 226.502	-0.2717	ppb	0.0393	14.5	15.0069
Co 228.615	0.1735	ppb	0.0748	43.1	3.5620
Cr 267.716	0.0539	ppb	0.0452	83.9	9.2823
Cu 324.754	-4.1134	ppb	0.1111	2.7	61.8593
Fe 271.441	-33.3933	ppb	1.6562	5.0	49.6094
K 766.491	-4.0373	ppb	0.1324	3.3	116.834
Mg 279.078	-10.8145	ppb	0.3706	3.4	11.3755
Mn 257.610	-0.9642	ppb	0.0238	2.5	57.0597
Mo 202.032	-1.0174	ppb	0.1331	13.1	8.9021
Na 330.237	-600.418	ppb	62.5239	10.4	33.4814
Ni 231.604	0.3908	ppb	0.1587	40.6	-3.8299
Pb 220.353	-8.1679	ppb	0.5097	6.2	15.1062
Sb 206.834	-4.1157	ppb	0.6312	15.3	2.1928
Se 196.026	-15.2015	ppb	0.8050	5.3	5.3902
Sn 189.925	5.4317	ppb	0.5675	10.4	-5.6740
Sr 216.596	-0.9811	ppb	0.0834	8.5	9.5967
Ti 334.941	-0.0554	ppb	0.0138	25.0	-70.5314
Tl 190.794	8.3476	ppb	0.9329	11.2	-8.0359
V 292.401	0.0723	ppb	0.0135	18.6	-6.0347
Zn 206.200	-0.1023	ppb	0.2979	203.3	-0.3936

E05022013.vvq. All Data Report 5/3/2013, 3:45:46 PM

680-89720-a-1-h (Samp)                      5/2/2013, 3:16:47 PM                      Rack 1, Tube 3  
 Weight: 1                                      Volume: 1                                      Dilution: 1

Label	Replicates Concentration		
Ag 328.068	0.0103	0.1187	0.0431
Al 308.215	14.0839	11.4172	12.2017
As 188.980	10.4279	4.2675	0.6718
B 249.678	356.927	356.373	355.878
Ba 389.178	18.7385	19.4606	19.8920
Be 313.042	0.0112	0.0152	0.0000u
Ca 370.602	5224	5186	5175
Cd 226.502	1.4353	1.5414	1.5036
Co 228.615	0.2262	1.1858	1.1835
Cr 267.716	1.2919	1.1947	1.1922
Cu 324.754	5.5317	5.5933	5.4060
Fe 271.441	49.2386	38.9113	48.1799
K 766.491	937.166	934.210	931.513
Mg 279.078	386.547	383.957	382.316
Mn 257.610	10.5158	10.3611	10.4708
Mo 202.032	41.2753	41.0299	40.5608
Na 330.237	118432x	117555x	117582x
Ni 231.604	0.8636	1.0040	-0.2548u
Pb 220.353	-1.7945u	0.8831	0.8768
Sb 206.834	2.2059	2.7047	2.2911
Se 196.026	-2.0223u	-4.2351u	-2.8495u
Sn 189.925	-0.8782u	0.2895	-3.1675u
Sr 216.596	8.4814	8.3444	8.9172
Ti 334.941	0.0996	0.0936	0.1544
Tl 190.794	-0.1136u	-0.2897u	3.1589
V 292.401	0.0540u	0.1798u	0.0185u
Zn 206.200	1641.45	1625.47	1630.34

Label	Sol'n Conc.	Units	SD	%RSD	Int. (c/s)
Ag 328.068	0.0574b	ppb	0.0556	96.9	-20.7200
Al 308.215	12.5676b	ppb	1.3705	10.9	117.721
As 188.980	5.1224b	ppb	4.9339	96.3	-7.1900
B 249.678	356.393b	ppb	0.5244	0.1	4727.02
Ba 389.178	19.3637b	ppb	0.5828	3.0	429.432
Be 313.042	0.0088b	ppb	0.0079	89.4	-384.434
Ca 370.602	5195b	ppb	25.50	0.5	16573
Cd 226.502	1.4934b	ppb	0.0538	3.6	85.0814
Co 228.615	0.8651b	ppb	0.5533	64.0	11.0958
Cr 267.716	1.2263b	ppb	0.0569	4.6	72.4697
Cu 324.754	5.5103b	ppb	0.0954	1.7	505.114
Fe 271.441	45.4433b	ppb	5.6815	12.5	194.014
K 766.491	934.296b	ppb	2.8277	0.3	36088.3
Mg 279.078	384.273b	ppb	2.1331	0.6	907.072
Mn 257.610	10.4493b	ppb	0.0796	0.8	996.001
Mo 202.032	40.9554b	ppb	0.3630	0.9	341.349
Na 330.237	117856xb	ppb	498.743	0.4	6170.73
Ni 231.604	0.5376b	ppb	0.6898	128.3	-3.3834
Pb 220.353	-0.0115b	ppb	1.5441	13380.3	31.6463
Sb 206.834	2.4006b	ppb	0.2668	11.1	9.3759
Se 196.026	-3.0356b	ppb	1.1181	36.8	11.9287
Sn 189.925	-1.2521b	ppb	1.7586	140.5	-12.2695
Sr 216.596	8.5810b	ppb	0.2991	3.5	129.346
Ti 334.941	0.1159b	ppb	0.0335	28.9	-26.0087
Tl 190.794	0.9185b	ppb	1.9423	211.5	-16.2060
V 292.401	0.0841b	ppb	0.0848	100.8	-15.2067
Zn 206.200	1632.42b	ppb	8.1878	0.5	2599.91

E05022013.wvq. All Data Report 5/3/2013, 3:45:46 PM

680-89719-a-2-c (Samp) 5/2/2013, 3:22:12 PM Rack 1, Tube 4

Weight: 1

Volume: 1

Dilution: 1

Label	Replicates Concentration		
Ag 328.068	-0.0062u	0.0015	0.5230
Al 308.215	2.0382	2.8869	6.1572
As 188.980	7.1092	-2.3965u	5.7408
B 249.678	12.1866	10.9501	10.1859
Ba 389.178	26.7179	26.2507	26.5904
Be 313.042	0.0012	0.0120	0.0034
Ca 370.602	1658	1661	1652
Cd 226.502	503.406	504.285	500.716
Co 228.615	1.6655	1.0281	1.0774
Cr 267.716	0.0683u	0.1300	0.1686
Cu 324.754	317.010	315.849	313.791
Fe 271.441	27.7855	24.6894	25.2759
K 766.491	217.556	218.753	217.749
Mg 279.078	33.4356	34.6337	32.5222
Mn 257.610	14.2508	14.3174	14.3266
Mo 202.032	0.2172	0.0265	-0.0736u
Na 330.237	11995.0	11741.4	11802.4
Ni 231.604	3.4280	2.1388	2.5548
Pb 220.353	9.0478	7.5514	9.7331
Sb 206.834	-0.4624u	0.9942	0.8780
Se 196.026	0.2772	-4.7114u	1.2379
Sn 189.925	-2.5488u	-2.6118u	-1.1530u
Sr 216.596	2.8697	2.4392	2.1917
Ti 334.941	0.0695	0.0539	0.0931
Tl 190.794	-1.0030u	0.4560	0.2815
V 292.401	0.0407	-0.1775u	-0.2157u
Zn 206.200	181.461	181.950	183.371

Label	Sol'n Conc.	Units	SD	%RSD	Int. (c/s)
Ag 328.068	0.1728	ppb	0.3033	175.6	-11.2755
Al 308.215	3.6941	ppb	2.1749	58.9	75.2169
As 188.980	3.4845	ppb	5.1388	147.5	-8.2056
B 249.678	11.1075	ppb	1.0096	9.1	245.957
Ba 389.178	26.5197	ppb	0.2415	0.9	594.941
Be 313.042	0.0055	ppb	0.0057	102.8	-373.743
Ca 370.602	1657	ppb	4.395	0.3	5306
Cd 226.502	502.802	ppb	1.8593	0.4	20106.3
Co 228.615	1.2570	ppb	0.3546	28.2	17.7912
Cr 267.716	0.1223	ppb	0.0506	41.3	7.9202
Cu 324.754	315.550	ppb	1.6302	0.5	14749.6
Fe 271.441	25.9169	ppb	1.6446	6.3	158.312
K 766.491	218.019	ppb	0.6425	0.3	8629.49
Mg 279.078	33.5305	ppb	1.0590	3.2	111.670
Mn 257.610	14.2983	ppb	0.0414	0.3	1311.45
Mo 202.032	0.0567	ppb	0.1477	260.5	17.4070
Na 330.237	11846.3	ppb	132.379	1.1	678.249
Ni 231.604	2.7072	ppb	0.6580	24.3	3.1572
Pb 220.353	8.7774	ppb	1.1157	12.7	49.6039
Sb 206.834	0.4699	ppb	0.8095	172.3	7.6968
Se 196.026	-1.0655	ppb	3.1938	299.8	12.9882
Sn 189.925	-2.1045	ppb	0.8247	39.2	-13.1631
Sr 216.596	2.5002	ppb	0.3431	13.7	53.7176
Ti 334.941	0.0722	ppb	0.0198	27.4	-32.2889
Tl 190.794	-0.0885	ppb	0.7968	900.5	-17.2935
V 292.401	-0.1175	ppb	0.1383	117.7	-11.7660
Zn 206.200	182.261	ppb	0.9921	0.5	290.082

E05022013.wvq. All Data Report 5/3/2013, 3:45:46 PM

**680-89752-a-1-a (Samp)**                      **5/2/2013, 3:29:25 PM**                      **Rack 1, Tube 5**  
**Weight: 1**    **Volume: 1**    **Dilution: 1**

Label	Replicates Concentration		
Ag 328.068	0.0946	-0.0168u	0.0609
Al 308.215	2.5105	-1.2834u	1.4318
As 188.980	-0.3260u	0.1169	3.2798
B 249.678	2.4796	2.9346	2.3220
Ba 389.178	0.7100	1.1346	-0.3782u
Be 313.042	0.0002	0.0008	0.0048
Ca 370.602	20.30	17.85	22.19
Cd 226.502	0.2502	0.1156	0.1287
Co 228.615	0.9348	0.4271	0.8316
Cr 267.716	0.1578	0.2234	0.2532
Cu 324.754	0.0207	-0.3961u	-0.0391u
Fe 271.441	-4.8616u	2.8081	-2.3039u
K 766.491	8.3165	8.0762	8.9102
Mg 279.078	7.4016	10.8477	11.5216
Mn 257.610	0.2882	0.2746	0.3097
Mo 202.032	-0.3385u	0.0685	-0.4084u
Na 330.237	-1864.68u	-1635.37u	-1630.70u
Ni 231.604	0.0790	0.1218	0.2819
Pb 220.353	1.0135	0.1144	2.6802
Sb 206.834	-0.1885u	-3.4175u	-0.3500u
Se 196.026	-0.8754u	-10.5552u	-3.5037u
Sn 189.925	-0.7780u	-0.7559u	-2.5165u
Sr 216.596	0.0760	-0.1120u	0.5475
Ti 334.941	0.0453	0.0302	-0.0150u
Tl 190.794	2.7738	-0.1700u	1.6419
V 292.401	0.0396	-0.0544u	0.1749
Zn 206.200	15836.4	15621.8	15909.8

Label	Sol'n Conc.	Units	SD	%RSD	Int. (c/s)
Ag 328.068	0.0462	ppb	0.0571	123.5	-21.2475
Al 308.215	0.8863	ppb	1.9549	220.6	63.0328
As 188.980	1.0236	ppb	1.9665	192.1	-9.7169
B 249.678	2.5788	ppb	0.3181	12.3	135.306
Ba 389.178	0.4888	ppb	0.7803	159.6	-11.4335
Be 313.042	0.0019	ppb	0.0025	131.0	-378.459
Ca 370.602	20.11	ppb	2.178	10.8	93.55
Cd 226.502	0.1648	ppb	0.0742	45.0	32.5571
Co 228.615	0.7312	ppb	0.2684	36.7	10.8779
Cr 267.716	0.2115	ppb	0.0488	23.1	17.1547
Cu 324.754	-0.1382	ppb	0.2254	163.1	244.538
Fe 271.441	-1.4525	ppb	3.9051	268.9	108.148
K 766.491	8.4343	ppb	0.4293	5.1	594.940
Mg 279.078	9.9236	ppb	2.2100	22.3	58.3811
Mn 257.610	0.2909	ppb	0.0177	6.1	160.290
Mo 202.032	-0.2261	ppb	0.2576	113.9	15.1679
Na 330.237	-1710.25	ppb	133.757	7.8	-142.802
Ni 231.604	0.1609	ppb	0.1070	66.5	-4.5051
Pb 220.353	1.2694	ppb	1.3019	102.6	34.3169
Sb 206.834	-1.3187	ppb	1.8194	138.0	5.5432
Se 196.026	-4.9781	ppb	5.0055	100.6	10.8824
Sn 189.925	-1.3501	ppb	1.0101	74.8	-12.4194
Sr 216.596	0.1705	ppb	0.3397	199.3	24.1195
Ti 334.941	0.0202	ppb	0.0314	155.7	-47.1635
Tl 190.794	1.4152	ppb	1.4849	104.9	-15.6238
V 292.401	0.0534	ppb	0.1153	216.0	-6.7269
Zn 206.200	15789.3	ppb	149.671	0.9	25149.1



E05022013.vvq. All Data Report 5/3/2013, 3:45:46 PM

**mb 680-275101/1-a (Samp)**      **5/2/2013, 3:34:50 PM**      **Rack 1, Tube 6**  
**Weight: 1**      **Volume: 1**      **Dilution: 1**

Label	Replicates Concentration		
Ag 328.068	-0.2918u	-0.2672u	-0.2364u
Al 308.215	-0.1259u	0.9502	0.5048
As 188.980	1.0305	3.7387	5.4587
B 249.678	3.2619	3.3807	3.8405
Ba 389.178	0.5201	1.1154	1.1974
Be 313.042	0.0017	-0.0030u	0.0019
Ca 370.602	-4.918u	-7.179u	-7.585u
Cd 226.502	0.1438	0.2492	-0.0026u
Co 228.615	0.2931	0.4167	0.6253
Cr 267.716	0.1017	-0.0078u	0.1488
Cu 324.754	0.7501	0.3974	0.2213
Fe 271.441	-4.6810u	-3.6641u	-2.6031u
K 766.491	0.7382	0.2183	0.0373
Mg 279.078	1.6468	3.3120	1.6126
Mn 257.610	0.1910	0.2293	0.3132
Mo 202.032	0.1154	0.3748	-0.4882u
Na 330.237	-86.1544u	158.203	7.0840
Ni 231.604	-1.0356u	0.3842	-1.0987u
Pb 220.353	-1.1281u	-0.1434u	0.3489
Sb 206.834	-4.7016u	-1.8856u	-7.0299u
Se 196.026	-6.3672u	-0.3985u	-5.4036u
Sn 189.925	-0.2452u	-2.8097u	0.2821
Sr 216.596	-0.1972u	-0.4619u	-0.1635u
Ti 334.941	-0.0189u	-0.0031u	-0.0684u
Tl 190.794	2.9269	-0.0283u	-1.2454u
V 292.401	-0.1442u	-0.0948u	-0.1593u
Zn 206.200	1.3743	1.8689	2.0960

Label	Sol'n Conc.	Units	SD	%RSD	Int. (c/s)
Ag 328.068	-0.2651	ppb	0.0278	10.5	-45.8740
Al 308.215	0.4431	ppb	0.5407	122.0	61.1083
As 188.980	3.4093	ppb	2.2324	65.5	-8.2648
B 249.678	3.4944	ppb	0.3056	8.7	147.192
Ba 389.178	0.9443	ppb	0.3697	39.1	-0.8481
Be 313.042	0.0002	ppb	0.0028	1346.7	-382.893
Ca 370.602	-6.561	ppb	1.437	21.9	8.777
Cd 226.502	0.1302	ppb	0.1265	97.2	31.1507
Co 228.615	0.4450	ppb	0.1679	37.7	7.1130
Cr 267.716	0.0809	ppb	0.0803	99.3	10.7041
Cu 324.754	0.4563	ppb	0.2693	59.0	271.851
Fe 271.441	-3.6494	ppb	1.0390	28.5	104.079
K 766.491	0.3313	ppb	0.3639	109.8	284.308
Mg 279.078	2.1905	ppb	0.9714	44.3	40.8459
Mn 257.610	0.2445	ppb	0.0625	25.6	156.453
Mo 202.032	0.0007	ppb	0.4428	66060.6	16.9648
Na 330.237	26.3775	ppb	123.316	467.5	65.9966
Ni 231.604	-0.5833	ppb	0.8386	143.7	-6.7667
Pb 220.353	-0.3075	ppb	0.7520	244.5	31.1071
Sb 206.834	-4.5390	ppb	2.5760	56.8	1.6591
Se 196.026	-4.0565	ppb	3.2043	79.0	11.3776
Sn 189.925	-0.9243	ppb	1.6540	179.0	-11.9950
Sr 216.596	-0.2742	ppb	0.1635	59.6	18.5067
Ti 334.941	-0.0301	ppb	0.0341	113.1	-62.7741
Tl 190.794	0.5511	ppb	2.1457	389.4	-16.5694
V 292.401	-0.1327	ppb	0.0337	25.4	-12.0773
Zn 206.200	1.7797	ppb	0.3690	20.7	2.6072

E05022013.vvq. All Data Report 5/3/2013, 3:45:46 PM

ics 680-275101/2-a (Samp)      5/2/2013, 3:40:15 PM      Rack 1, Tube 7  
 Weight: 1      Volume: 1      Dilution: 1

Label	Replicates Concentration		
Ag 328.068	50.1878	50.0918	50.6617
Al 308.215	4926.03	4929.49	4953.76
As 188.980	113.817	104.955	106.337
B 249.678	193.773	195.702	197.338
Ba 389.178	103.928	103.714	104.946
Be 313.042	52.5800	52.6567	52.9496
Ca 370.602	4900	4906	4944
Cd 226.502	52.7152	52.3290	52.9268
Co 228.615	52.2549	52.0838	53.7672
Cr 267.716	103.979	104.118	104.825
Cu 324.754	103.561	105.189	105.315
Fe 271.441	4911.54	4905.51	4950.47
K 766.491	5074.44	5083.71	5116.10
Mg 279.078	4961.49	4958.16	4988.00
Mn 257.610	522.288	523.264	526.285
Mo 202.032	99.9774	100.412	101.577
Na 330.237	4919.58	5148.02	4600.69
Ni 231.604	102.350	101.554	102.419
Pb 220.353	51.6222	52.5239	47.4499
Sb 206.834	45.1096	49.2197	43.5653
Se 196.026	92.1331	93.9102	95.9869
Sn 189.925	194.443	196.660	196.756
Sr 216.596	101.160	101.069	101.617
Ti 334.941	98.5518	98.7649	99.3493
Tl 190.794	41.4058	38.6956	40.2311
V 292.401	100.374	100.389	101.202
Zn 206.200	104.450	102.213	102.918

Label	Sol'n Conc.	Units	SD	%RSD	Int. (c/s)
Ag 328.068	50.3138	ppb	0.3051	0.6	3957.43
Al 308.215	4936.43	ppb	15.1118	0.3	21463.9
As 188.980	108.370	ppb	4.7677	4.4	55.5946
B 249.678	195.604	ppb	1.7846	0.9	2634.05
Ba 389.178	104.196	ppb	0.6584	0.6	2424.71
Be 313.042	52.7288	ppb	0.1951	0.4	97846.0
Ca 370.602	4916	ppb	24.26	0.5	15325
Cd 226.502	52.6570	ppb	0.3031	0.6	2145.58
Co 228.615	52.7020	ppb	0.9265	1.8	693.758
Cr 267.716	104.307	ppb	0.4534	0.4	5430.06
Cu 324.754	104.688	ppb	0.9779	0.9	5063.98
Fe 271.441	4922.51	ppb	24.4020	0.5	9127.43
K 766.491	5091.42	ppb	21.8715	0.4	195454
Mg 279.078	4969.22	ppb	16.3498	0.3	11294.2
Mn 257.610	523.946	ppb	2.0836	0.4	43211.6
Mo 202.032	100.656	ppb	0.8272	0.8	813.740
Na 330.237	4889.43	ppb	274.911	5.6	315.437
Ni 231.604	102.108	ppb	0.4807	0.5	303.030
Pb 220.353	50.5320	ppb	2.7070	5.4	134.597
Sb 206.834	45.9649	ppb	2.9227	6.4	62.8416
Se 196.026	94.0101	ppb	1.9288	2.1	64.1942
Sn 189.925	195.953	ppb	1.3088	0.7	183.810
Sr 216.596	101.282	ppb	0.2939	0.3	1298.83
Ti 334.941	98.8887	ppb	0.4129	0.4	30235.4
Tl 190.794	40.1108	ppb	1.3591	3.4	25.6218
V 292.401	100.655	ppb	0.4738	0.5	2861.06
Zn 206.200	103.194	ppb	1.1434	1.1	164.355

E05022013.wvq. All Data Report 5/3/2013, 3:45:46 PM

**680-89790-a-1-a (Samp)**                      **5/2/2013, 3:45:40 PM**                      **Rack 1, Tube 8**  
**Weight: 1**    **Volume: 1**    **Dilution: 1**

Label	Replicates Concentration		
Ag 328.068	0.4272	0.0246u	0.0903
Al 308.215	869.508	872.558	870.169
As 188.980	4.7636	5.7947	5.5514
B 249.678	38.5235	38.0260	38.2302
Ba 389.178	0.7621	1.3490	1.4683
Be 313.042	0.0113	0.0141	0.0086
Ca 370.602	7987	7990	7974
Cd 226.502	-0.0522	-0.0977	-0.1394
Co 228.615	0.8205	0.1512	0.6079
Cr 267.716	11.7235	11.6479	11.7113
Cu 324.754	205.823	207.994	208.983
Fe 271.441	2698.22	2697.91	2698.98
K 766.491	1523.93	1524.47	1519.32
Mg 279.078	6985.01	7009.23	6978.07
Mn 257.610	44.8715	45.1582	44.8079
Mo 202.032	1.3924	1.3156	1.2987
Na 330.237	25899.2	26188.3	26242.2
Ni 231.604	43.7699	42.7519	42.0094
Pb 220.353	2.7161	0.5632	1.8035
Sb 206.834	-4.1679u	-5.4464u	-2.6060u
Se 196.026	-4.3107u	1.2084	1.6554
Sn 189.925	-2.3317u	-0.8213u	-1.2189u
Sr 216.596	48.7088	48.4004	47.5722
Ti 334.941	5.7544	5.9853	5.7404
Tl 190.794	-2.7320u	-0.9602u	-3.8000u
V 292.401	30.8348	30.9033	31.4536
Zn 206.200	173.847	172.327	173.759

Label	Sol'n Conc.	Units	SD	%RSD	Int. (c/s)
Ag 328.068	0.1807	ppb	0.2160	119.5	-12.5678
Al 308.215	870.745	ppb	1.6043	0.2	3833.01
As 188.980	5.3699	ppb	0.5390	10.0	-7.0327
B 249.678	38.2599	ppb	0.2501	0.7	594.899
Ba 389.178	1.1932	ppb	0.3780	31.7	27.2260
Be 313.042	0.0113	ppb	0.0027	24.3	-364.005
Ca 370.602	7984	ppb	8.255	0.1	25244
Cd 226.502	-0.0964	ppb	0.0436	45.2	31.1655
Co 228.615	0.5265	ppb	0.3420	65.0	8.2438
Cr 267.716	11.6942	ppb	0.0406	0.3	615.362
Cu 324.754	207.600	ppb	1.6163	0.8	9790.06
Fe 271.441	2698.37	ppb	0.5468	0.0	5048.36
K 766.491	1522.57	ppb	2.8304	0.2	58640.1
Mg 279.078	6990.77	ppb	16.3594	0.2	15887.4
Mn 257.610	44.9459	ppb	0.1866	0.4	3852.71
Mo 202.032	1.3356	ppb	0.0500	3.7	27.3264
Na 330.237	26109.9	ppb	184.486	0.7	1417.95
Ni 231.604	42.8437	ppb	0.8839	2.1	124.258
Pb 220.353	1.6943	ppb	1.0806	63.8	35.2066
Sb 206.834	-4.0735	ppb	1.4226	34.9	2.4066
Se 196.026	-0.4823	ppb	3.3230	689.0	13.3043
Sn 189.925	-1.4573	ppb	0.7829	53.7	-12.5103
Sr 216.596	48.2271	ppb	0.5878	1.2	632.895
Ti 334.941	5.8267	ppb	0.1376	2.4	1762.34
Tl 190.794	-2.4974	ppb	1.4344	57.4	-20.1135
V 292.401	31.0639	ppb	0.3392	1.1	884.071
Zn 206.200	173.311	ppb	0.8534	0.5	276.083

E05022013.vvq. All Data Report 5/3/2013, 3:45:46 PM

**680-89790-a-1-b ms (Samp)**      **5/2/2013, 3:51:06 PM**      **Rack 1, Tube 9**  
**Weight: 1**      **Volume: 1**      **Dilution: 1**

Label	Replicates Concentration		
Ag 328.068	50.2664	50.7212	50.5144
Al 308.215	5884.19	5918.46	5921.31
As 188.980	105.002	111.073	104.852
B 249.678	229.232	231.922	232.753
Ba 389.178	105.791	106.590	106.505
Be 313.042	53.2462	53.3841	53.4063
Ca 370.602	13175	13216	13247
Cd 226.502	52.7935	52.7735	53.1714
Co 228.615	52.6562	52.6320	53.0738
Cr 267.716	117.454	117.326	117.632
Cu 324.754	318.477	319.303	317.422
Fe 271.441	7749.55	7761.09	7744.40
K 766.491	6875.62	6868.02	6858.14
Mg 279.078	12222.2	12252.1	12277.1
Mn 257.610	577.988	574.919	573.467
Mo 202.032	102.241	103.012	102.416
Na 330.237	32486.5	32211.6	31988.3
Ni 231.604	145.405	148.640	147.918
Pb 220.353	54.1919	52.6562	54.3557
Sb 206.834	49.8344	50.4154	52.2270
Se 196.026	97.3424	99.7161	88.6420
Sn 189.925	197.525	198.448	202.857
Sr 216.596	152.226	151.801	152.098
Ti 334.941	105.280	105.039	105.264
Tl 190.794	37.2430	38.7264	41.9356
V 292.401	133.916	133.473	133.711
Zn 206.200	279.888	279.337	283.310

Label	Sol'n Conc.	Units	SD	%RSD	Int. (c/s)
Ag 328.068	50.5007	ppb	0.2277	0.5	3970.15
Al 308.215	5907.99	ppb	20.6598	0.3	25674.8
As 188.980	106.976	ppb	3.5492	3.3	54.7858
B 249.678	231.302	ppb	1.8404	0.8	3093.68
Ba 389.178	106.295	ppb	0.4385	0.4	2496.86
Be 313.042	53.3455	ppb	0.0867	0.2	98993.1
Ca 370.602	13213	ppb	36.12	0.3	41523
Cd 226.502	52.9128	ppb	0.2242	0.4	2165.31
Co 228.615	52.7873	ppb	0.2484	0.5	694.928
Cr 267.716	117.471	ppb	0.1537	0.1	6115.33
Cu 324.754	318.400	ppb	0.9428	0.3	14884.0
Fe 271.441	7751.68	ppb	8.5493	0.1	14304.4
K 766.491	6867.26	ppb	8.7645	0.1	263531
Mg 279.078	12250.5	ppb	27.4913	0.2	27804.3
Mn 257.610	575.458	ppb	2.3084	0.4	47468.5
Mo 202.032	102.556	ppb	0.4040	0.4	828.571
Na 330.237	32228.8	ppb	249.512	0.8	1732.49
Ni 231.604	147.321	ppb	1.6982	1.2	439.445
Pb 220.353	53.7346	ppb	0.9375	1.7	141.143
Sb 206.834	50.8256	ppb	1.2479	2.5	68.9087
Se 196.026	95.2335	ppb	5.8305	6.1	64.8591
Sn 189.925	199.610	ppb	2.8491	1.4	187.463
Sr 216.596	152.042	ppb	0.2184	0.1	1941.80
Ti 334.941	105.194	ppb	0.1349	0.1	32199.3
Tl 190.794	39.3016	ppb	2.3986	6.1	24.5137
V 292.401	133.700	ppb	0.2213	0.2	3810.16
Zn 206.200	280.845	ppb	2.1524	0.8	447.589

E05022013.wvq. All Data Report 5/3/2013, 3:45:46 PM

**680-89790-a-1-c msd (Samp) 5/2/2013, 3:56:32 PM Rack 1, Tube 10****Weight: 1****Volume: 1****Dilution: 1**

Label	Replicates Concentration		
Ag 328.068	50.4327	51.1368	50.3571
Al 308.215	5837.65	5833.05	5866.53
As 188.980	105.972	104.304	101.998
B 249.678	229.354	230.329	233.055
Ba 389.178	104.053	105.490	105.062
Be 313.042	53.0021	52.9269	53.1641
Ca 370.602	12815	12813	12904
Cd 226.502	52.3626	52.2097	52.5438
Co 228.615	52.7991	53.5385	53.8880
Cr 267.716	115.681	115.931	116.920
Cu 324.754	309.448	309.891	312.165
Fe 271.441	7603.69	7611.68	7650.41
K 766.491	6774.42	6781.88	6786.45
Mg 279.078	11883.0	11903.2	11962.2
Mn 257.610	564.425	571.858	568.107
Mo 202.032	101.748	101.261	102.726
Na 330.237	31006.1	31210.2	31205.9
Ni 231.604	142.713	144.959	144.333
Pb 220.353	50.8794	50.2424	51.5023
Sb 206.834	47.9482	44.6735	49.2390
Se 196.026	102.734	91.8368	99.3250
Sn 189.925	197.172	201.014	196.360
Sr 216.596	149.022	147.945	149.748
Ti 334.941	104.202	104.467	104.146
Tl 190.794	38.9905	42.5786	38.2925
V 292.401	131.225	132.028	131.981
Zn 206.200	275.225	270.449	272.607

Label	Sol'n Conc.	Units	SD	%RSD	Int. (c/s)
Ag 328.068	50.6422	ppb	0.4300	0.8	3981.47
Al 308.215	5845.74	ppb	18.1486	0.3	25404.9
As 188.980	104.091	ppb	1.9952	1.9	53.0284
B 249.678	230.913	ppb	1.9184	0.8	3088.80
Ba 389.178	104.868	ppb	0.7379	0.7	2462.55
Be 313.042	53.0310	ppb	0.1213	0.2	98407.3
Ca 370.602	12844	ppb	51.98	0.4	40360
Cd 226.502	52.3720	ppb	0.1672	0.3	2143.26
Co 228.615	53.4085	ppb	0.5560	1.0	703.104
Cr 267.716	116.177	ppb	0.6551	0.6	6048.06
Cu 324.754	310.501	ppb	1.4577	0.5	14521.0
Fe 271.441	7621.93	ppb	24.9907	0.3	14067.1
K 766.491	6780.92	ppb	6.0706	0.1	260222
Mg 279.078	11916.1	ppb	41.1275	0.3	27046.3
Mn 257.610	568.130	ppb	3.7168	0.7	46865.2
Mo 202.032	101.912	ppb	0.7459	0.7	823.480
Na 330.237	31140.7	ppb	116.607	0.4	1676.12
Ni 231.604	144.002	ppb	1.1594	0.8	429.431
Pb 220.353	50.8747	ppb	0.6300	1.2	135.319
Sb 206.834	47.2869	ppb	2.3535	5.0	64.6317
Se 196.026	97.9651	ppb	5.5742	5.7	66.3253
Sn 189.925	198.182	ppb	2.4863	1.3	186.042
Sr 216.596	148.905	ppb	0.9072	0.6	1902.14
Ti 334.941	104.271	ppb	0.1712	0.2	31915.2
Tl 190.794	39.9539	ppb	2.2997	5.8	25.2439
V 292.401	131.745	ppb	0.4507	0.3	3754.15
Zn 206.200	272.760	ppb	2.3914	0.9	434.701

E05022013.wvq. All Data Report 5/3/2013, 3:45:46 PM

Cont Calib Verif (CCV) 5/2/2013, 4:01:57 PM Rack 1, Tube 13  
 Weight: 1 Volume: 1 Dilution: 1

Label	Replicates Concentration		
Ag 328.068	493.208	488.190	492.863
Al 308.215	4939.56	4926.95	4898.88
As 188.980	497.283	482.449	493.406
B 249.678	505.051	504.261	507.453
Ba 389.178	5117.87	5105.67	5100.14
Be 313.042	513.692	513.243	510.741
Ca 370.602	5039	5018	5006
Cd 226.502	511.504	509.945	509.833
Co 228.615	517.012	516.211	515.855
Cr 267.716	5109.89	5095.80	5094.42
Cu 324.754	5190.78	5082.12	5114.71
Fe 271.441	4924.33	4926.91	4909.30
K 766.491	10109.0	10105.6	10117.9
Mg 279.078	4946.46	4922.93	4909.80
Mn 257.610	5081.10	5082.51	5097.05
Mo 202.032	502.652	498.099	499.542
Na 330.237	7290.06	7163.75	7174.24
Ni 231.604	2578.05	2565.66	2563.09
Pb 220.353	490.894	490.829	489.247
Sb 206.834	934.536	933.552	926.576
Se 196.026	4862.24	4832.96	4859.42
Sn 189.925	4931.85	4967.17	4974.67
Sr 216.596	2498.83	2503.70	2486.31
Ti 334.941	492.253	491.255	491.093
Tl 190.794	4956.41	4937.07	4933.07
V 292.401	4929.78	4921.19	4915.03
Zn 206.200	2560.56	2543.54	2550.46

Label	Sol'n Conc.	Units	SD	%RSD	Int. (c/s)	QC Value
Ag 328.068	491.421	ppb	2.8027	0.6	38826.0	98.28411
Al 308.215	4921.80	ppb	20.8279	0.4	21375.2	98.43597
As 188.980	491.046	ppb	7.6933	1.6	288.444	98.20915
B 249.678	505.588	ppb	1.6624	0.3	6656.93	20.22353Q
Ba 389.178	5107.89	ppb	9.0712	0.2	118976	102.15784
Be 313.042	512.559	ppb	1.5902	0.3	954392	102.51173
Ca 370.602	5021	ppb	16.83	0.3	15902	100.41606
Cd 226.502	510.427	ppb	0.9344	0.2	20427.6	102.08548
Co 228.615	516.359	ppb	0.5926	0.1	6804.77	103.27187
Cr 267.716	5100.04	ppb	8.5604	0.2	265036	102.00078
Cu 324.754	5129.20	ppb	55.7642	1.1	235893	102.58406
Fe 271.441	4920.18	ppb	9.5076	0.2	9248.38	98.40361
K 766.491	10110.8	ppb	6.3239	0.1	387876	101.10843
Mg 279.078	4926.40	ppb	18.5730	0.4	11116.7	98.52790
Mn 257.610	5086.89	ppb	8.8299	0.2	418178	101.73779
Mo 202.032	500.097	ppb	2.3266	0.5	3967.64	100.01949
Na 330.237	7209.35	ppb	70.0950	1.0	414.473	96.12469
Ni 231.604	2568.93	ppb	7.9976	0.3	7742.06	102.75728
Pb 220.353	490.324	ppb	0.9330	0.2	1030.00	98.06470
Sb 206.834	931.554	ppb	4.3394	0.5	1188.93	93.15544
Se 196.026	4851.54	ppb	16.1517	0.3	2621.30	97.03083
Sn 189.925	4957.90	ppb	22.8660	0.5	4919.72	99.15795
Sr 216.596	2496.28	ppb	8.9707	0.4	31505.8	99.85131
Ti 334.941	491.534	ppb	0.6282	0.1	150400	98.30672
Tl 190.794	4942.19	ppb	12.4771	0.3	5384.74	98.84370
V 292.401	4922.00	ppb	7.4088	0.2	141130	98.43997
Zn 206.200	2551.52	ppb	8.5570	0.3	4048.48	102.06082

E05022013.vvq. All Data Report 5/3/2013, 3:45:46 PM

Cont Calib Blank (CCB)                      5/2/2013, 4:07:20 PM                      Rack 1, Tube 14  
 Weight: 1    Volume: 1    Dilution: 1

Label	Replicates Concentration		
Ag 328.068	0.0282	-0.1072u	0.1023
Al 308.215	-1.1602u	3.5782	0.9876
As 188.980	-1.7952u	-0.5035u	7.6248
B 249.678	12.8012	12.5842	11.7403
Ba 389.178	1.5657	0.8549	0.3240
Be 313.042	0.0536	0.0424	0.0387
Ca 370.602	-0.6691u	-1.847u	-2.642u
Cd 226.502	0.1980	0.2787	0.1609
Co 228.615	0.7760	0.9961	0.5080
Cr 267.716	0.5670	0.4250	0.5716
Cu 324.754	-0.0614u	0.9089	0.8023
Fe 271.441	-0.2526u	-2.0250u	4.1248
K 766.491	2.5284	1.8552	1.8801
Mg 279.078	-0.1442u	-0.8043u	0.0057
Mn 257.610	0.5319	0.4168	0.4095
Mo 202.032	0.2770	0.3347	0.1886
Na 330.237	4.9592	45.0397	72.1914
Ni 231.604	0.3643	-0.2381u	0.1054
Pb 220.353	4.0218	2.0604	-0.6699u
Sb 206.834	9.3610	9.6374	7.0462
Se 196.026	3.5450	-0.1441u	-2.1540u
Sn 189.925	-0.5727u	-1.9617u	0.4856
Sr 216.596	-0.2427u	0.3630	-0.3083u
Ti 334.941	0.1122	0.1500	0.0992
Tl 190.794	4.4341	2.9965	4.6558
V 292.401	0.3310	0.4029	0.3139
Zn 206.200	0.7206	0.6692	0.3398

Label	Sol'n Conc.	Units	SD	%RSD	Int. (c/s)	QC Value
Ag 328.068	0.0078	ppb	0.1063	1367.0	-24.2787	0.00777
Al 308.215	1.1352	ppb	2.3727	209.0	64.1204	1.13517
As 188.980	1.7753	ppb	5.1068	287.7	-9.2596	1.77534
B 249.678	12.3752	ppb	0.5605	4.5	262.441	12.37524
Ba 389.178	0.9149	ppb	0.6230	68.1	-1.5327	0.91486
Be 313.042	0.0449	ppb	0.0078	17.3	-299.618	0.04493
Ca 370.602	-1.719	ppb	0.9928	57.7	23.80	-1.71943
Cd 226.502	0.2125	ppb	0.0602	28.3	34.4590	0.21255
Co 228.615	0.7600	ppb	0.2445	32.2	11.2562	0.76004
Cr 267.716	0.5212	ppb	0.0833	16.0	33.5843	0.52118
Cu 324.754	0.5499	ppb	0.5321	96.8	276.155	0.54993
Fe 271.441	0.6158	ppb	3.1655	514.1	111.940	0.61576
K 766.491	2.0879	ppb	0.3817	18.3	351.648	2.08792
Mg 279.078	-0.3143	ppb	0.4309	137.1	35.1632	-0.31426
Mn 257.610	0.4527	ppb	0.0687	15.2	173.561	0.45274
Mo 202.032	0.2668	ppb	0.0736	27.6	19.0711	0.26675
Na 330.237	40.7301	ppb	33.8226	83.0	66.7503	40.73006
Ni 231.604	0.0772	ppb	0.3022	391.4	-4.7747	0.07719
Pb 220.353	1.8041	ppb	2.3563	130.6	35.4051	1.80408
Sb 206.834	8.6815	ppb	1.4230	16.4	17.6054	8.68154
Se 196.026	0.4156	ppb	2.8905	695.4	13.7801	0.41565
Sn 189.925	-0.6829	ppb	1.2274	179.7	-11.7550	-0.68294
Sr 216.596	-0.0627	ppb	0.3701	590.6	21.1744	-0.06266
Ti 334.941	0.1205	ppb	0.0264	21.9	-16.6969	0.12048
Tl 190.794	4.0288	ppb	0.9008	22.4	-12.7644	4.02879
V 292.401	0.3493	ppb	0.0472	13.5	1.7212	0.34926
Zn 206.200	0.5765	ppb	0.2966	513.8	1.6899	0.57653

E05022013.wvq. All Data Report 5/3/2013, 3:45:46 PM

460-55073-b-1-a (Samp) 5/2/2013, 4:12:44 PM Rack 1, Tube 15

Weight: 1

Volume: 1

Dilution: 1

Label	Replicates Concentration		
Ag 328.068	0.0258	-0.2350u	-0.2100u
Al 308.215	1334.10	1333.94	1337.18
As 188.980	9.6894	6.2719	0.5698
B 249.678	39.4010	39.1443	39.3186
Ba 389.178	121.010	122.170	122.335
Be 313.042	0.2454	0.2625	0.2562
Ca 370.602	14319	14358	14366
Cd 226.502	0.6840	0.6995	0.7375
Co 228.615	5.7506	5.5275	5.8700
Cr 267.716	4.7026	4.9725	4.8046
Cu 324.754	67.6843	67.9852	67.5633
Fe 271.441	3900.77	3897.93	3901.09
K 766.491	5502.41	5515.68	5532.76
Mg 279.078	5472.90	5482.42	5491.49
Mn 257.610	457.066	457.178	457.582
Mo 202.032	1.1297	1.1993	1.1786
Na 330.237	36875.3	36715.7	36969.8
Ni 231.604	11.9562	10.6390	10.9340
Pb 220.353	16.1864	18.5609	18.1317
Sb 206.834	13.1159	7.6494	10.4352
Se 196.026	-3.5435u	-3.5898u	0.8521
Sn 189.925	0.1936	-0.3241u	-1.5160u
Sr 216.596	37.5534	37.4114	36.4808
Ti 334.941	25.6919	25.7260	25.8407
Tl 190.794	1.4358	-2.3863u	-1.0385u
V 292.401	8.8414	8.6583	8.7985
Zn 206.200	377.970	377.089	377.021

Label	Sol'n Conc.	Units	SD	%RSD	Int. (c/s)
Ag 328.068	-0.1397	ppb	0.1439	103.0	-35.5233
Al 308.215	1335.08	ppb	1.8259	0.1	5845.85
As 188.980	5.5103	ppb	4.6072	83.6	-6.9066
B 249.678	39.2879	ppb	0.1311	0.3	606.704
Ba 389.178	121.838	ppb	0.7223	0.6	2834.78
Be 313.042	0.2547	ppb	0.0087	3.4	90.9493
Ca 370.602	14347	ppb	25.15	0.2	45432
Cd 226.502	0.7070	ppb	0.0275	3.9	67.2189
Co 228.615	5.7160	ppb	0.1739	3.0	77.0485
Cr 267.716	4.8266	ppb	0.1363	2.8	261.176
Cu 324.754	67.7443	ppb	0.2173	0.3	3364.56
Fe 271.441	3899.93	ppb	1.7386	0.0	7247.58
K 766.491	5516.95	ppb	15.2120	0.3	211767
Mg 279.078	5482.27	ppb	9.2985	0.2	12459.6
Mn 257.610	457.275	ppb	0.2718	0.1	37733.3
Mo 202.032	1.1692	ppb	0.0358	3.1	25.9894
Na 330.237	36853.6	ppb	128.428	0.3	1973.65
Ni 231.604	11.1764	ppb	0.6912	6.2	28.7897
Pb 220.353	17.6263	ppb	1.2653	7.2	67.7450
Sb 206.834	10.4002	ppb	2.7335	26.3	19.8217
Se 196.026	-2.0938	ppb	2.5513	121.9	12.5491
Sn 189.925	-0.5488	ppb	0.8767	159.7	-11.5993
Sr 216.596	37.1485	ppb	0.5826	1.6	494.828
Ti 334.941	25.7528	ppb	0.0779	0.3	7852.37
Tl 190.794	-0.6630	ppb	1.9385	292.4	-18.8573
V 292.401	8.7661	ppb	0.0958	1.1	243.497
Zn 206.200	377.360	ppb	0.5292	0.1	601.247



E05022013.vvq. All Data Report 5/3/2013, 3:45:46 PM

460-55073-b-2-a (Samp) 5/2/2013, 4:18:08 PM Rack 1, Tube 16

Weight: 1

Volume: 1

Dilution: 1

Label	Replicates Concentration		
Ag 328.068	-0.4186u	-0.3436u	-0.1690u
Al 308.215	138.611	136.654	135.684
As 188.980	0.7081	7.7006	1.5821
B 249.678	10.0475	10.8316	10.4980
Ba 389.178	29.4208	30.0735	29.4359
Be 313.042	0.0498	0.0586	0.0564
Ca 370.602	6841	6853	6872
Cd 226.502	0.3014	0.1863	0.0763
Co 228.615	1.2308	0.9387	-0.0180u
Cr 267.716	0.4368	0.3681	0.4205
Cu 324.754	4.2260	3.7619	3.8334
Fe 271.441	207.101	195.582	204.984
K 766.491	825.672	823.940	822.547
Mg 279.078	2577.09	2574.30	2578.21
Mn 257.610	21.5972	21.5265	21.2217
Mo 202.032	1.3848	1.5264	1.1452
Na 330.237	14809.8	14617.4	14949.8
Ni 231.604	1.9605	-0.2410u	0.6143
Pb 220.353	-0.5184u	0.8371	3.3022
Sb 206.834	2.8045	0.7094	-0.4566u
Se 196.026	-6.0804u	-1.8100u	3.3759
Sn 189.925	-1.9719u	-1.4329u	-2.4245u
Sr 216.596	16.5578	16.0934	15.8722
Ti 334.941	3.0878	3.1590	3.1369
Tl 190.794	0.7442	-0.2675u	-0.2301u
V 292.401	0.7883	1.0161	0.9942
Zn 206.200	15.5258	15.2487	15.5726

Label	Sol'n Conc.	Units	SD	%RSD	Int. (c/s)
Ag 328.068	-0.3104	ppb	0.1281	41.3	-50.1819
Al 308.215	136.983	ppb	1.4911	1.1	653.009
As 188.980	3.3303	ppb	3.8099	114.4	-8.2585
B 249.678	10.4590	ppb	0.3935	3.8	237.313
Ba 389.178	29.6434	ppb	0.3726	1.3	674.631
Be 313.042	0.0550	ppb	0.0046	8.3	-280.541
Ca 370.602	6855	ppb	15.60	0.2	21850
Cd 226.502	0.1880	ppb	0.1126	59.9	34.1094
Co 228.615	0.7172	ppb	0.6532	91.1	10.7428
Cr 267.716	0.4085	ppb	0.0359	8.8	28.1592
Cu 324.754	3.9404	ppb	0.2499	6.3	432.012
Fe 271.441	202.556	ppb	6.1315	3.0	481.438
K 766.491	824.053	ppb	1.5656	0.2	31862.1
Mg 279.078	2576.53	ppb	2.0119	0.1	5877.98
Mn 257.610	21.4484	ppb	0.1995	0.9	1906.58
Mo 202.032	1.3522	ppb	0.1927	14.2	27.6559
Na 330.237	14792.3	ppb	166.845	1.1	832.369
Ni 231.604	0.7779	ppb	1.1098	142.7	-2.6566
Pb 220.353	1.2070	ppb	1.9369	160.5	34.1949
Sb 206.834	1.0191	ppb	1.6525	162.2	8.3543
Se 196.026	-1.5048	ppb	4.7355	314.7	12.7538
Sn 189.925	-1.9431	ppb	0.4964	25.5	-12.9987
Sr 216.596	16.1745	ppb	0.3499	2.2	227.267
Ti 334.941	3.1279	ppb	0.0365	1.2	915.216
Tl 190.794	0.0822	ppb	0.5736	697.6	-17.1288
V 292.401	0.9329	ppb	0.1257	13.5	18.2974
Zn 206.200	15.4491	ppb	0.1751	1.1	24.4015

E05022013.vvq. All Data Report 5/3/2013, 3:45:46 PM

460-55073-b-2-aSD^5 (Samp) 5/2/2013, 4:23:32 PM Rack 1, Tube 17

Weight: 1

Volume: 1

Dilution: 1

Label	Replicates Concentration		
Ag 328.068	-0.1730u	-0.2028u	-0.1891u
Al 308.215	32.9619	29.8978	29.2703
As 188.980	8.7463	8.8166	4.7529
B 249.678	3.4244	4.0519	3.2786
Ba 389.178	7.7862	7.8090	6.9750
Be 313.042	0.0071	0.0092	0.0143
Ca 370.602	1568	1544	1514
Cd 226.502	0.3149	0.3293	0.0073
Co 228.615	-0.2950u	0.9851	0.9706
Cr 267.716	-0.1401u	0.1652	-0.0811u
Cu 324.754	1.3932	1.3542	1.0371
Fe 271.441	50.1353	45.7968	44.9916
K 766.491	189.802	187.362	182.807
Mg 279.078	600.416	585.161	575.376
Mn 257.610	5.0198	4.9773	4.9028
Mo 202.032	0.3798	0.3742	0.1838
Na 330.237	3407.35	3390.65	3403.80
Ni 231.604	0.5885	0.7765	-0.1706u
Pb 220.353	-1.8324u	0.5653	1.9090
Sb 206.834	5.4768	-4.6522u	-2.2792u
Se 196.026	-9.6096u	-2.0642u	-6.3372u
Sn 189.925	-1.8366u	-1.2927u	0.0787
Sr 216.596	3.2873	3.2819	3.8247
Ti 334.941	0.6887	0.7389	0.6862
Tl 190.794	-2.3135u	-0.3050u	1.1247
V 292.401	0.1025	0.2211	0.0762
Zn 206.200	4.2119	4.7973	4.0215

Label	Sol'n Conc.	Units	SD	%RSD	Int. (c/s)
Ag 328.068	-0.1883	ppb	0.0149	7.9	-39.9570
Al 308.215	30.7100	ppb	1.9753	6.4	192.330
As 188.980	7.4386	ppb	2.3262	31.3	-5.7998
B 249.678	3.5849	ppb	0.4109	11.5	148.301
Ba 389.178	7.5234	ppb	0.4750	6.3	153.995
Be 313.042	0.0102	ppb	0.0037	36.7	-364.217
Ca 370.602	1542	ppb	27.41	1.8	4937
Cd 226.502	0.2172	ppb	0.1819	83.8	34.7889
Co 228.615	0.5536	ppb	0.7349	132.8	8.5464
Cr 267.716	-0.0187	ppb	0.1620	865.9	5.6247
Cu 324.754	1.2615	ppb	0.1953	15.5	308.870
Fe 271.441	46.9746	ppb	2.7667	5.9	196.727
K 766.491	186.657	ppb	3.5507	1.9	7427.20
Mg 279.078	586.984	ppb	12.6193	2.1	1366.83
Mn 257.610	4.9666	ppb	0.0592	1.2	546.247
Mo 202.032	0.3126	ppb	0.1116	35.7	19.4323
Na 330.237	3400.60	ppb	8.7991	0.3	241.126
Ni 231.604	0.3981	ppb	0.5015	126.0	-3.8058
Pb 220.353	0.2140	ppb	1.8953	885.8	32.1695
Sb 206.834	-0.4849	ppb	5.2976	1092.6	6.5420
Se 196.026	-6.0037	ppb	3.7837	63.0	10.3326
Sn 189.925	-1.0169	ppb	0.9870	97.1	-12.0849
Sr 216.596	3.4646	ppb	0.3118	9.0	65.9600
Ti 334.941	0.7046	ppb	0.0298	4.2	164.696
Tl 190.794	-0.4979	ppb	1.7272	346.9	-17.7278
V 292.401	0.1333	ppb	0.0772	58.0	-4.5069
Zn 206.200	4.3436	ppb	0.4043	9.3	65.6969

E05022013.vvq. All Data Report 5/3/2013, 3:45:46 PM

**460-55073-b-2-aPDS (Samp) 5/2/2013, 4:28:57 PM Rack 1, Tube 18****Weight: 1****Volume: 1****Dilution: 1**

Label	Replicates Concentration		
Ag 328.068	49.7099	50.5442	49.3775
Al 308.215	2115.55	2111.44	2094.76
As 188.980	2090.14	2088.68	2103.23
B 249.678	1004.19	1005.41	1011.95
Ba 389.178	2143.72	2136.19	2139.27
Be 313.042	52.4894	52.3377	52.3725
Ca 370.602	11853	11800	11797
Cd 226.502	52.5887	52.2665	52.5776
Co 228.615	535.963	532.493	529.162
Cr 267.716	209.277	208.609	209.345
Cu 324.754	267.555	269.460	267.602
Fe 271.441	1198.06	1194.62	1205.55
K 766.491	6227.05	6197.33	6226.02
Mg 279.078	7636.62	7604.45	7615.25
Mn 257.610	547.652	545.471	552.948
Mo 202.032	528.290	525.461	525.056
Na 330.237	19516.2	19917.9	19793.6
Ni 231.604	516.769	519.950	522.690
Pb 220.353	501.287	498.514	501.289
Sb 206.834	494.701	492.181	493.410
Se 196.026	1999.17	1985.84	1998.16
Sn 189.925	1028.88	1036.22	1033.50
Sr 216.596	542.206	539.838	540.741
Ti 334.941	1011.93	1009.82	1012.62
Tl 190.794	2103.12	2078.63	2096.69
V 292.401	503.524	501.896	503.951
Zn 206.200	526.970	529.673	529.468

Label	Sol'n Conc.	Units	SD	%RSD	Int. (c/s)
Ag 328.068	49.8772	ppb	0.6011	1.2	3904.87
Al 308.215	2107.25	ppb	11.0128	0.5	9238.17
As 188.980	2094.02	ppb	8.0123	0.4	1264.33
B 249.678	1007.18	ppb	4.1692	0.4	13171.4
Ba 389.178	2139.73	ppb	3.7850	0.2	49838.1
Be 313.042	52.3998	ppb	0.0795	0.2	97152.8
Ca 370.602	11817	ppb	31.64	0.3	37776
Cd 226.502	52.4776	ppb	0.1829	0.3	2125.94
Co 228.615	532.540	ppb	3.4010	0.6	7017.17
Cr 267.716	209.077	ppb	0.4070	0.2	10872.3
Cu 324.754	268.206	ppb	1.0864	0.4	12583.2
Fe 271.441	1199.41	ppb	5.5850	0.5	2398.54
K 766.491	6216.80	ppb	16.8675	0.3	238596
Mg 279.078	7618.77	ppb	16.3735	0.2	17301.9
Mn 257.610	548.690	ppb	3.8450	0.7	45249.1
Mo 202.032	526.269	ppb	1.7621	0.3	4184.24
Na 330.237	19742.6	ppb	205.685	1.0	1077.31
Ni 231.604	519.803	ppb	2.9631	0.6	1562.56
Pb 220.353	500.363	ppb	1.6016	0.3	1048.75
Sb 206.834	493.431	ppb	1.2605	0.3	596.883
Se 196.026	1994.39	ppb	7.4224	0.4	1085.14
Sn 189.925	1032.87	ppb	3.7126	0.4	1016.16
Sr 216.596	540.928	ppb	1.1952	0.2	6828.73
Ti 334.941	1011.46	ppb	1.4589	0.1	309529
Tl 190.794	2092.81	ppb	12.6974	0.6	2272.16
V 292.401	503.123	ppb	1.0842	0.2	14357.9
Zn 206.200	528.703	ppb	1.5950	0.3	841.380

E05022013.vvq. All Data Report 5/3/2013, 3:45:46 PM

460-55073-b-2-b ms (Samp) 5/2/2013, 4:34:22 PM Rack 1, Tube 19

Weight: 1

Volume: 1

Dilution: 1

Label	Replicates Concentration		
Ag 328.068	50.2159	50.2361	48.9714
Al 308.215	5064.42	5066.60	5071.14
As 188.980	104.691	103.944	106.186
B 249.678	216.111	217.289	216.184
Ba 389.178	132.167	132.292	131.582
Be 313.042	52.5035	52.4992	52.5407
Ca 370.602	11689	11682	11677
Cd 226.502	52.0521	51.9843	52.0965
Co 228.615	52.7936	51.9595	52.1282
Cr 267.716	103.968	103.879	103.738
Cu 324.754	108.151	108.417	107.309
Fe 271.441	5082.51	5080.08	5099.35
K 766.491	5952.32	5976.10	5965.93
Mg 279.078	7479.30	7480.00	7468.19
Mn 257.610	537.875	539.211	538.605
Mo 202.032	101.727	100.740	101.572
Na 330.237	19561.2	19748.8	19435.6
Ni 231.604	103.054	103.463	102.930
Pb 220.353	48.3866	50.9515	53.6190
Sb 206.834	48.4328	47.8739	48.7122
Se 196.026	99.1998	103.701	92.0499
Sn 189.925	197.474	190.664	194.664
Sr 216.596	117.129	116.255	117.316
Ti 334.941	100.966	101.062	101.404
Tl 190.794	43.2831	41.3763	37.4205
V 292.401	100.693	100.919	100.695
Zn 206.200	116.153	117.275	114.504

Label	Sol'n Conc.	Units	SD	%RSD	Int. (c/s)
Ag 328.068	49.8078	ppb	0.7244	1.5	3916.67
Al 308.215	5067.39	ppb	3.4263	0.1	22031.6
As 188.980	104.940	ppb	1.1419	1.1	53.5611
B 249.678	216.528	ppb	0.6599	0.3	2905.38
Ba 389.178	132.013	ppb	0.3790	0.3	3079.39
Be 313.042	52.5145	ppb	0.0229	0.0	97447.1
Ca 370.602	11683	ppb	5.639	0.0	36865
Cd 226.502	52.0443	ppb	0.0565	0.1	2121.60
Co 228.615	52.2938	ppb	0.4410	0.8	688.423
Cr 267.716	103.862	ppb	0.1162	0.1	5407.31
Cu 324.754	107.959	ppb	0.5783	0.5	5214.32
Fe 271.441	5087.31	ppb	10.4950	0.2	9428.92
K 766.491	5964.78	ppb	11.9297	0.2	228935
Mg 279.078	7475.83	ppb	6.6270	0.1	16977.8
Mn 257.610	538.564	ppb	0.6689	0.1	44420.2
Mo 202.032	101.347	ppb	0.5311	0.5	819.204
Na 330.237	19581.9	ppb	157.625	0.8	1078.02
Ni 231.604	103.149	ppb	0.2787	0.3	306.174
Pb 220.353	50.9857	ppb	2.6164	5.1	135.524
Sb 206.834	48.3396	ppb	0.4269	0.9	65.6897
Se 196.026	98.3168	ppb	5.8754	6.0	66.5120
Sn 189.925	194.267	ppb	3.4219	1.8	182.143
Sr 216.596	116.900	ppb	0.5666	0.5	1497.08
Ti 334.941	101.144	ppb	0.2302	0.2	30936.7
Tl 190.794	40.6933	ppb	2.9904	7.3	26.2230
V 292.401	100.769	ppb	0.1298	0.1	2864.17
Zn 206.200	115.977	ppb	1.3938	1.2	184.735

E05022013.wvq. All Data Report 5/3/2013, 3:45:46 PM

**460-55073-b-2-c msd (Samp) 5/2/2013, 4:39:47 PM Rack 1, Tube 20****Weight: 1****Volume: 1****Dilution: 1**

Label	Replicates Concentration		
Ag 328.068	51.2509	51.4197	51.2048
Al 308.215	5181.84	5179.39	5173.77
As 188.980	110.712	115.529	100.811
B 249.678	213.660	212.084	212.747
Ba 389.178	134.417	135.273	133.834
Be 313.042	53.6089	53.5634	53.4271
Ca 370.602	11856	11840	11818
Cd 226.502	53.4062	53.1065	53.1098
Co 228.615	54.6376	53.9891	53.3034
Cr 267.716	106.218	105.616	105.654
Cu 324.754	110.292	110.784	109.159
Fe 271.441	5210.09	5196.86	5168.76
K 766.491	6089.85	6077.67	6065.19
Mg 279.078	7614.83	7607.29	7586.85
Mn 257.610	551.327	549.982	549.359
Mo 202.032	103.666	103.373	103.392
Na 330.237	19766.2	19917.3	19727.7
Ni 231.604	105.712	105.244	106.039
Pb 220.353	50.4378	49.6026	49.5449
Sb 206.834	51.3951	44.6804	52.3378
Se 196.026	89.7505	98.1998	91.4436
Sn 189.925	199.673	202.374	198.970
Sr 216.596	119.406	119.843	118.676
Ti 334.941	103.038	103.149	103.038
Tl 190.794	43.6008	41.6285	42.3640
V 292.401	103.082	102.824	102.451
Zn 206.200	120.708	118.453	119.211

Label	Sol'n Conc.	Units	SD	%RSD	Int. (c/s)
Ag 328.068	51.2918	ppb	0.1132	0.2	4034.12
Al 308.215	5178.34	ppb	4.1389	0.1	22512.6
As 188.980	109.018	ppb	7.5038	6.9	56.0427
B 249.678	212.830	ppb	0.7913	0.4	2857.27
Ba 389.178	134.508	ppb	0.7237	0.5	3137.99
Be 313.042	53.5332	ppb	0.0946	0.2	99344.9
Ca 370.602	11838	ppb	19.30	0.2	37353
Cd 226.502	53.2075	ppb	0.1721	0.3	2168.40
Co 228.615	53.9767	ppb	0.6672	1.2	710.552
Cr 267.716	105.829	ppb	0.3371	0.3	5509.61
Cu 324.754	110.078	ppb	0.8333	0.8	5311.76
Fe 271.441	5191.90	ppb	21.1027	0.4	9620.59
K 766.491	6077.57	ppb	12.3294	0.2	233258
Mg 279.078	7602.99	ppb	14.4765	0.2	17265.9
Mn 257.610	550.222	ppb	1.0059	0.2	45378.7
Mo 202.032	103.477	ppb	0.1640	0.2	836.070
Na 330.237	19803.7	ppb	100.220	0.5	1089.46
Ni 231.604	105.665	ppb	0.3993	0.4	313.765
Pb 220.353	49.8618	ppb	0.4997	1.0	133.237
Sb 206.834	49.4711	ppb	4.1755	8.4	67.0630
Se 196.026	93.1313	ppb	4.4704	4.8	63.7291
Sn 189.925	200.339	ppb	1.7971	0.9	188.182
Sr 216.596	119.308	ppb	0.5896	0.5	1527.47
Ti 334.941	103.075	ppb	0.0641	0.1	31528.3
Tl 190.794	42.5311	ppb	0.9967	2.3	28.2113
V 292.401	102.786	ppb	0.3174	0.3	2921.73
Zn 206.200	119.458	ppb	1.1476	1.0	190.284

E05022013.vvq. All Data Report 5/3/2013, 3:45:46 PM

680-89774-a-2-c (Samp)

5/2/2013, 4:45:23 PM

Rack 1, Tube 21

Weight: 1

Volume: 1

Dilution: 1

Label	Replicates Concentration		
Ag 328.068	0.2380	0.3272	0.3264
Al 308.215	373.631	365.241	375.537
As 188.980	3.3586	4.6948	-1.0254u
B 249.678	13.0782	12.9647	12.1039
Ba 389.178	17.3900	17.8086	18.8340
Be 313.042	0.0308	0.0407	0.0316
Ca 370.602	933.8	922.3	933.9
Cd 226.502	0.2799	-0.1695u	-0.0577
Co 228.615	1.1708	1.4554	0.7211
Cr 267.716	0.6366	0.3546	0.5103
Cu 324.754	0.5365	0.8662	0.2981
Fe 271.441	1037.68	1023.84	1037.05
K 766.491	449.313	442.919	449.960
Mg 279.078	576.372	569.509	579.653
Mn 257.610	50.8065	49.9696	50.5662
Mo 202.032	-0.2104u	0.0928	-0.3194u
Na 330.237	2234.01	2108.07	2117.09
Ni 231.604	-0.1989u	1.0957	0.9565
Pb 220.353	2.0993	0.9736	-0.0098
Sb 206.834	-3.0748u	-0.9880u	-4.8963u
Se 196.026	-1.8857u	-1.8230u	-6.9445u
Sn 189.925	-0.9016u	-2.9109u	-1.2041u
Sr 216.596	9.4541	9.5588	9.4201
Ti 334.941	1.6211	1.3794	1.4141
Tl 190.794	0.1717	1.7642	1.3325
V 292.401	1.2137	0.9259	0.8193
Zn 206.200	4.5492	3.1375	2.7620

Label	Sol'n Conc.	Units	SD	%RSD	Int. (c/s)
Ag 328.068	0.2972	ppb	0.0513	17.3	-1.5748
Al 308.215	371.470	ppb	5.4779	1.5	1669.23
As 188.980	2.3427	ppb	2.9924	127.7	-8.9167
B 249.678	12.7156	ppb	0.5328	4.2	265.531
Ba 389.178	18.0109	ppb	0.7429	4.1	399.617
Be 313.042	0.0343	ppb	0.0055	15.9	-319.268
Ca 370.602	930.0	ppb	6.683	0.7	2910
Cd 226.502	0.0176	ppb	0.2339	1332.3	30.1458
Co 228.615	1.1158	ppb	0.3702	33.2	15.9497
Cr 267.716	0.5005	ppb	0.1412	28.2	33.0511
Cu 324.754	0.5669	ppb	0.2853	50.3	277.200
Fe 271.441	1032.86	ppb	7.8149	0.8	2000.74
K 766.491	447.397	ppb	3.8917	0.9	17422.8
Mg 279.078	575.178	ppb	5.1766	0.9	1339.34
Mn 257.610	50.4474	ppb	0.4309	0.9	4284.61
Mo 202.032	-0.1457	ppb	0.2136	146.6	15.7468
Na 330.237	2153.06	ppb	70.2506	3.3	176.065
Ni 231.604	0.6178	ppb	0.7107	115.0	-3.1199
Pb 220.353	1.0211	ppb	1.0553	103.4	33.8322
Sb 206.834	-2.9864	ppb	1.9556	65.5	3.5670
Se 196.026	-3.5511	ppb	2.9389	82.8	11.6607
Sn 189.925	-1.6722	ppb	1.0834	64.8	-12.7375
Sr 216.596	9.4777	ppb	0.0723	0.8	142.386
Ti 334.941	1.4715	ppb	0.1307	8.9	399.594
Tl 190.794	1.0895	ppb	0.8236	75.6	-16.1196
V 292.401	0.9863	ppb	0.2040	20.7	20.1210
Zn 206.200	3.4829	ppb	0.9423	27.1	5.4322

E05022013.wvq. All Data Report 5/3/2013, 3:45:46 PM

680-89774-a-3-c (Samp)

5/2/2013, 4:50:50 PM

Rack 1, Tube 22

Weight: 1

Volume: 1

Dilution: 1

Label	Replicates Concentration		
Ag 328.068	-0.1196u	-0.0891u	0.0936
Al 308.215	249.360	250.212	248.758
As 188.980	4.0879	-0.3100u	10.2433
B 249.678	8.4208	8.4436	8.8523
Ba 389.178	16.2358	16.6794	17.0629
Be 313.042	0.0230	0.0287	0.0304
Ca 370.602	1084	1085	1079
Cd 226.502	-0.0813u	-0.0014	0.2031
Co 228.615	1.1409	1.2909	1.5940
Cr 267.716	0.6846	0.6861	0.3503
Cu 324.754	0.7194	0.7549	0.8264
Fe 271.441	673.148	665.904	681.151
K 766.491	486.713	486.177	485.916
Mg 279.078	810.029	812.600	809.527
Mn 257.610	51.0761	50.5489	50.4509
Mo 202.032	0.2071	0.2852	0.0437
Na 330.237	2484.60	2278.78	2411.27
Ni 231.604	-1.1424u	-0.3204u	-0.0775u
Pb 220.353	2.3713	-0.1354u	0.9942
Sb 206.834	0.1962	0.5748	-6.5018u
Se 196.026	0.3299	2.7389	-1.1223u
Sn 189.925	-2.4974u	-5.7942u	-3.7101u
Sr 216.596	11.0934	10.7035	11.3775
Ti 334.941	1.7631	1.6159	1.6543
Tl 190.794	1.8043	0.5152	2.5445
V 292.401	0.9477	0.4771	0.4119
Zn 206.200	1.8622	1.4262	2.1747

Label	Sol'n Conc.	Units	SD	%RSD	Int. (c/s)
Ag 328.068	-0.0384	ppb	0.1153	300.3	-28.2087
Al 308.215	249.444	ppb	0.7307	0.3	1140.38
As 188.980	4.6737	ppb	5.3010	113.4	-7.4929
B 249.678	8.5722	ppb	0.2428	2.8	212.221
Ba 389.178	16.6594	ppb	0.4139	2.5	368.253
Be 313.042	0.0274	ppb	0.0039	14.1	-332.270
Ca 370.602	1083	ppb	3.241	0.3	3425
Cd 226.502	0.0401	ppb	0.1467	365.5	29.8384
Co 228.615	1.3419	ppb	0.2308	17.2	18.9314
Cr 267.716	0.5737	ppb	0.1934	33.7	36.7716
Cu 324.754	0.7669	ppb	0.0545	7.1	286.307
Fe 271.441	673.401	ppb	7.6264	1.1	1343.06
K 766.491	486.269	ppb	0.4062	0.1	18913.0
Mg 279.078	810.719	ppb	1.6485	0.2	1873.41
Mn 257.610	50.6920	ppb	0.3362	0.7	4305.05
Mo 202.032	0.1787	ppb	0.1232	69.0	18.3362
Na 330.237	2391.55	ppb	104.316	4.4	188.563
Ni 231.604	-0.5135	ppb	0.5581	108.7	-6.5398
Pb 220.353	1.0767	ppb	1.2554	116.6	33.9420
Sb 206.834	-1.9103	ppb	3.9809	208.4	4.8484
Se 196.026	0.6488	ppb	1.9502	300.6	13.9177
Sn 189.925	-4.0006	ppb	1.6675	41.7	-15.0530
Sr 216.596	11.0581	ppb	0.3384	3.1	162.188
Ti 334.941	1.6778	ppb	0.0763	4.6	463.805
Tl 190.794	1.6213	ppb	1.0270	63.3	-15.5180
V 292.401	0.6123	ppb	0.2924	47.8	9.2781
Zn 206.200	1.8210	ppb	0.3760	20.6	2.7456

E05022013.vvq. All Data Report 5/3/2013, 3:45:46 PM

680-89774-a-4-c (Samp) 5/2/2013, 4:56:16 PM Rack 1, Tube 23

Weight: 1 Volume: 1 Dilution: 1

Label	Replicates Concentration		
Ag 328.068	0.5549	-0.0661u	0.2870
Al 308.215	448.792	441.547	443.421
As 188.980	2.3545	1.0616	-4.0780u
B 249.678	8.3115	7.6687	7.5739
Ba 389.178	13.4876	12.6321	13.1174
Be 313.042	0.0378	0.0423	0.0487
Ca 370.602	319.6	317.0	312.5
Cd 226.502	0.0029	0.0523	0.1271
Co 228.615	0.5000	0.8952	1.0483
Cr 267.716	0.3835	0.4295	0.2419
Cu 324.754	1.1594	0.8354	0.6043
Fe 271.441	173.162	167.234	168.129
K 766.491	418.717	413.038	413.475
Mg 279.078	350.523	347.710	350.066
Mn 257.610	8.8698	8.7108	8.7271
Mo 202.032	-0.2667u	-0.0759u	-0.3955u
Na 330.237	3426.75	3311.16	3242.92
Ni 231.604	-0.3472u	0.7148	-0.1279u
Pb 220.353	3.6023	1.6960	3.2187
Sb 206.834	-2.2340u	1.0790	-4.1817u
Se 196.026	-0.7151u	-2.1382u	1.3009
Sn 189.925	-2.1568u	-3.0464u	-3.7705u
Sr 216.596	2.8855	3.0573	3.6105
Ti 334.941	2.5618	2.4344	2.5302
Tl 190.794	3.6467	0.9437	-1.6193u
V 292.401	1.1631	0.8461	1.0794
Zn 206.200	5.5895	2.6259	4.3054

Label	Sol'n Conc.	Units	SD	%RSD	Int. (c/s)
Ag 328.068	0.2586	ppb	0.3114	120.4	-4.5249
Al 308.215	444.586	ppb	3.7607	0.8	1986.14
As 188.980	-0.2206	ppb	3.4026	1542.1	-10.4735
B 249.678	7.8514	ppb	0.4013	5.1	203.516
Ba 389.178	13.0790	ppb	0.4290	3.3	282.932
Be 313.042	0.0429	ppb	0.0055	12.8	-303.529
Ca 370.602	316.4	ppb	3.602	1.1	1024
Cd 226.502	0.0608	ppb	0.0625	102.9	28.9467
Co 228.615	0.8145	ppb	0.2829	34.7	12.0530
Cr 267.716	0.3516	ppb	0.0977	27.8	24.9205
Cu 324.754	0.8664	ppb	0.2788	32.2	290.724
Fe 271.441	169.508	ppb	3.1959	1.9	420.985
K 766.491	415.077	ppb	3.1602	0.8	16183.8
Mg 279.078	349.433	ppb	1.5094	0.4	827.989
Mn 257.610	8.7692	ppb	0.0875	1.0	858.151
Mo 202.032	-0.2461	ppb	0.1608	65.4	14.9988
Na 330.237	3326.94	ppb	92.9248	2.8	237.254
Ni 231.604	0.0799	ppb	0.5607	702.0	-4.7625
Pb 220.353	2.8390	ppb	1.0083	35.5	37.5227
Sb 206.834	-1.7789	ppb	2.6597	149.5	4.9983
Se 196.026	-0.5175	ppb	1.7281	333.9	13.2808
Sn 189.925	-2.9912	ppb	0.8083	27.0	-14.0491
Sr 216.596	3.1844	ppb	0.3788	11.9	62.3551
Ti 334.941	2.5088	ppb	0.0664	2.6	715.719
Tl 190.794	0.9904	ppb	2.6333	265.9	-16.1114
V 292.401	1.0295	ppb	0.1643	16.0	21.3888
Zn 206.200	4.1736	ppb	1.4862	35.6	64.382



E05022013.wvq. All Data Report 5/3/2013, 3:45:46 PM

680-89774-a-5-e (Samp) 5/2/2013, 5:01:42 PM Rack 1, Tube 24

Weight: 1

Volume: 1

Dilution: 1

Label	Replicates Concentration		
Ag 328.068	-0.0855u	0.0544	-0.2936u
Al 308.215	230.563	235.798	235.598
As 188.980	2.5377	2.8003	10.3032
B 249.678	5.7887	5.7445	6.0394
Ba 389.178	12.7130	13.1838	13.0994
Be 313.042	0.0268	0.0235	0.0249
Ca 370.602	895.2	896.7	910.6
Cd 226.502	0.1145	0.0657	0.2146
Co 228.615	0.9853	0.0707	1.1146
Cr 267.716	0.4300	0.3105	0.3056
Cu 324.754	0.5003	0.4977	1.3641
Fe 271.441	439.161	442.013	445.635
K 766.491	665.391	672.861	681.832
Mg 279.078	752.449	756.241	765.732
Mn 257.610	27.9951	28.2708	28.7445
Mo 202.032	-0.0775u	0.1301	0.4007
Na 330.237	2149.98	2048.94	1989.65
Ni 231.604	0.0870	0.9570	0.6019
Pb 220.353	2.1554	0.6348	-0.8996u
Sb 206.834	-0.8859u	-1.3347u	3.7311
Se 196.026	-3.8240u	1.9417	-2.5788u
Sn 189.925	-2.0530u	-2.2094u	0.2125
Sr 216.596	7.7228	8.5188	7.7965
Ti 334.941	1.7523	1.9781	1.9132
Tl 190.794	-1.6256u	2.1603	1.9641
V 292.401	0.7551	0.5936	0.7840
Zn 206.200	2.9915	3.5540	2.8554

Label	Sol'n Conc.	Units	SD	%RSD	Int. (c/s)
Ag 328.068	-0.1082	ppb	0.1751	161.8	-33.7160
Al 308.215	233.986	ppb	2.9666	1.3	1073.36
As 188.980	5.2138	ppb	4.4096	84.6	-7.1633
B 249.678	5.8575	ppb	0.1590	2.7	177.289
Ba 389.178	12.9987	ppb	0.2510	1.9	282.522
Be 313.042	0.0251	ppb	0.0017	6.7	-336.605
Ca 370.602	900.8	ppb	8.519	0.9	2864
Cd 226.502	0.1316	ppb	0.0759	57.7	32.7089
Co 228.615	0.7235	ppb	0.5691	78.7	10.8144
Cr 267.716	0.3487	ppb	0.0705	20.2	24.9068
Cu 324.754	0.7874	ppb	0.4995	63.4	287.178
Fe 271.441	442.270	ppb	3.2442	0.7	920.050
K 766.491	673.361	ppb	8.2317	1.2	26085.3
Mg 279.078	758.140	ppb	6.8424	0.9	1754.53
Mn 257.610	28.3368	ppb	0.3790	1.3	2467.59
Mo 202.032	0.1511	ppb	0.2398	158.7	18.1303
Na 330.237	2062.86	ppb	81.0642	3.9	171.560
Ni 231.604	0.5487	ppb	0.4374	79.7	-3.3424
Pb 220.353	0.6302	ppb	1.5275	242.4	33.0271
Sb 206.834	0.5035	ppb	2.8042	556.9	7.7538
Se 196.026	-1.4870	ppb	3.0339	204.0	12.7647
Sn 189.925	-1.3500	ppb	1.3554	100.4	-12.4171
Sr 216.596	8.0127	ppb	0.4399	5.5	123.567
Ti 334.941	1.8812	ppb	0.1163	6.2	525.792
Tl 190.794	0.8330	ppb	2.1314	255.9	-16.3315
V 292.401	0.7109	ppb	0.1026	14.4	12.1695
Zn 206.200	3.1336	ppb	0.3704	11.8	4.8116

E05022013.vvq. All Data Report 5/3/2013, 3:45:46 PM

Cont Calib Verif (CCV) 5/2/2013, 5:07:07 PM Rack 1, Tube 25  
 Weight: 1 Volume: 1 Dilution: 1

Label	Replicates Concentration		
Ag 328.068	495.100	493.990	498.009
Al 308.215	4923.94	4912.65	4904.41
As 188.980	499.338	483.978	486.859
B 249.678	497.449	499.637	501.255
Ba 389.178	5088.65	5082.69	5089.21
Be 313.042	511.144	511.034	512.062
Ca 370.602	5000	5006	4993
Cd 226.502	509.989	509.303	508.310
Co 228.615	516.953	516.098	514.655
Cr 267.716	5094.43	5088.51	5083.18
Cu 324.754	5122.51	5227.40	5118.96
Fe 271.441	4917.55	4905.22	4899.92
K 766.491	10052.6	10048.8	10041.7
Mg 279.078	4925.66	4924.27	4901.14
Mn 257.610	5070.88	5053.92	5041.83
Mo 202.032	498.368	500.166	500.175
Na 330.237	6992.25	7090.62	7006.78
Ni 231.604	2566.99	2566.41	2560.50
Pb 220.353	490.835	485.847	489.831
Sb 206.834	927.412	937.703	935.947
Se 196.026	4864.62	4849.56	4866.73
Sn 189.925	4968.10	4998.01	4959.01
Sr 216.596	2490.24	2485.28	2482.36
Ti 334.941	488.707	488.538	488.101
Tl 190.794	4945.57	4923.36	4916.49
V 292.401	4905.12	4898.54	4896.59
Zn 206.200	2542.23	2546.76	2534.17

Label	Sol'n Conc.	Units	SD	%RSD	Int. (c/s)	QC Value
Ag 328.068	495.699	ppb	2.0757	0.4	39165.6	99.13989
Al 308.215	4913.67	ppb	9.8081	0.2	21340.1	98.27337
As 188.980	490.058	ppb	8.1646	1.7	287.843	98.01167
B 249.678	499.447	ppb	1.9099	0.4	6577.25	19.97788Q
Ba 389.178	5086.85	ppb	3.6139	0.1	118486	101.73696
Be 313.042	511.413	ppb	0.5646	0.1	952259	102.28268
Ca 370.602	5000	ppb	6.496	0.1	15835	99.99327
Cd 226.502	509.201	ppb	0.8437	0.2	20378.6	101.84016
Co 228.615	515.902	ppb	1.1616	0.2	6798.70	103.18046
Cr 267.716	5088.71	ppb	5.6247	0.1	264447	101.77415
Cu 324.754	5156.29	ppb	61.6085	1.2	237138	103.12580
Fe 271.441	4907.56	ppb	9.0447	0.2	9225.02	98.15124
K 766.491	10047.7	ppb	5.5004	0.1	385455	100.47696
Mg 279.078	4917.02	ppb	13.7711	0.3	11095.5	98.34050
Mn 257.610	5055.55	ppb	14.5937	0.3	415602	101.11091
Mo 202.032	499.569	ppb	1.0409	0.2	3963.51	99.91389
Na 330.237	7029.88	ppb	53.1003	0.8	405.277	93.73177
Ni 231.604	2564.63	ppb	3.5907	0.1	7729.09	102.58521
Pb 220.353	488.838	ppb	2.6384	0.5	1026.98	97.76752
Sb 206.834	933.687	ppb	5.5052	0.6	1191.39	93.36874
Se 196.026	4860.30	ppb	9.3661	0.2	2626.00	97.20603
Sn 189.925	4975.04	ppb	20.4070	0.4	4936.77	99.50082
Sr 216.596	2485.96	ppb	3.9834	0.2	31375.5	99.43845
Ti 334.941	488.449	ppb	0.3129	0.1	149456	97.68974
Tl 190.794	4928.47	ppb	15.1962	0.3	5369.73	98.56945
V 292.401	4900.08	ppb	4.4724	0.1	140501	98.00169
Zn 206.200	2541.06	ppb	6.3770	0.3	4031.84	101.64223

E05022013.wvq. All Data Report 5/3/2013, 3:45:46 PM

Cont Calib Blank (CCB) 5/2/2013, 5:12:31 PM Rack 1, Tube 26

Weight: 1 Volume: 1 Dilution: 1

Label	Replicates Concentration		
Ag 328.068	-0.1065u	0.3009	0.2072
Al 308.215	-2.4098u	-1.1211u	-0.0457u
As 188.980	7.9169	6.1576	1.7452
B 249.678	10.7327	10.0707	9.5929
Ba 389.178	1.5117	1.0251	0.6723
Be 313.042	0.0448	0.0425	0.0410
Ca 370.602	-3.744u	-2.562u	-7.192u
Cd 226.502	0.1074	-0.0126u	0.1345
Co 228.615	0.3412	0.7120	0.5037
Cr 267.716	0.5152	0.5570	0.4982
Cu 324.754	0.8701	-0.0493u	0.6745
Fe 271.441	4.0850	-0.0475	-2.7741u
K 766.491	1.5516	0.7235	1.7283
Mg 279.078	-1.1677u	-0.4209u	-2.7371u
Mn 257.610	0.6675	0.3689	0.3489
Mo 202.032	0.7111	0.2500	0.5640
Na 330.237	217.789	-114.720u	-121.337u
Ni 231.604	-0.2256u	-0.4741u	0.0495
Pb 220.353	0.6114	1.8755	-0.5999u
Sb 206.834	8.9799	9.8563	8.1773
Se 196.026	4.7185	-1.3728u	-2.0498u
Sn 189.925	1.9057	-0.5287u	-3.0517u
Sr 216.596	-0.1068u	-0.2436u	-0.1448u
Ti 334.941	0.1265	0.1309	0.0682
Tl 190.794	3.3237	0.7689	3.4544
V 292.401	0.3521	0.5885	0.2443
Zn 206.200	-0.0675u	-0.3734u	-0.1760u

Label	Sol'n Conc.	Units	SD	%RSD	Int. (c/s)	QC Value
Ag 328.068	0.1339	ppb	0.2134	159.4	-14.2823	0.13387
Al 308.215	-1.1922	ppb	1.1836	99.3	54.0665	-1.19221
As 188.980	5.2732	ppb	3.1795	60.3	-7.1303	5.27325
B 249.678	10.1321	ppb	0.5724	5.6	233.331	10.13210
Ba 389.178	1.0697	ppb	0.4215	39.4	2.0731	1.06972
Be 313.042	0.0427	ppb	0.0019	4.4	-303.726	0.04275
Ca 370.602	-4.499	ppb	2.405	53.5	15.07	-4.49949
Cd 226.502	0.0764	ppb	0.0783	102.4	29.0175	0.07641
Co 228.615	0.5189	ppb	0.1859	35.8	8.0710	0.51895
Cr 267.716	0.5235	ppb	0.0302	5.8	33.7011	0.52346
Cu 324.754	0.4984	ppb	0.4843	97.2	273.796	0.49842
Fe 271.441	0.4211	ppb	3.4534	820.0	111.547	0.42114
K 766.491	1.3344	ppb	0.5364	40.2	322.763	1.33444
Mg 279.078	-1.4419	ppb	1.1822	82.0	32.6061	-1.44192
Mn 257.610	0.4618	ppb	0.1784	38.6	174.301	0.46177
Mo 202.032	0.5083	ppb	0.2355	46.3	20.9845	0.50833
Na 330.237	-6.0895	ppb	193.913	3184.4	64.3238	-6.08953
Ni 231.604	-0.2167	ppb	0.2619	120.8	-5.6611	-0.21675
Pb 220.353	0.6290	ppb	1.2378	196.8	33.0126	0.62901
Sb 206.834	9.0045	ppb	0.8398	9.3	17.9892	9.00452
Se 196.026	0.4320	ppb	3.7276	862.9	13.7889	0.43198
Sn 189.925	-0.5582	ppb	2.4788	444.0	-11.6310	-0.55824
Sr 216.596	-0.1651	ppb	0.0706	42.8	19.8702	-0.16506
Ti 334.941	0.1085	ppb	0.0350	32.3	-20.3509	0.10852
Tl 190.794	2.5156	ppb	1.5141	60.2	-14.4202	2.51564
V 292.401	0.3950	ppb	0.1760	44.6	2.9656	0.39499
Zn 206.200	-0.2056	ppb	0.1551	75.4	-0.5561	-0.20564

E05022013.vvq. All Data Report 5/3/2013, 3:45:46 PM

680-89679-d-1-b (Samp) 5/2/2013, 5:17:55 PM Rack 1, Tube 27

Weight: 1

Volume: 1

Dilution: 1

Label	Replicates Concentration		
Ag 328.068	-0.1157u	0.1679u	-0.2510u
Al 308.215	7.9387	7.8777	6.6885
As 188.980	7.0623	6.9255	12.9279
B 249.678	71.2315	72.7791	71.8233
Ba 389.178	717.566	716.867	717.502
Be 313.042	0.0428	0.0317	0.0227
Ca 370.602	110535	110753	110981
Cd 226.502	-0.0564	-0.0728	-0.1102
Co 228.615	50.8943	50.1198	50.2445
Cr 267.716	0.6874	0.7389	0.7402
Cu 324.754	11.4438	11.4611	11.6148
Fe 271.441	3933.78	3947.60	3951.74
K 766.491	2201.83	2198.85	2197.19
Mg 279.078	42330.1	42431.1	42458.1
Mn 257.610	1765.50	1764.74	1753.49
Mo 202.032	0.8152	0.7589	1.0206
Na 330.237	52016.8	51871.5	51945.9
Ni 231.604	598.922	602.841	601.324
Pb 220.353	1.7369	4.6108	1.0764
Sb 206.834	2.3258	1.3487	2.0337
Se 196.026	-16.4961u	-6.6409u	-1.9847u
Sn 189.925	-0.8666u	-2.6444u	-4.2740u
Sr 216.596	660.054	661.501	661.081
Ti 334.941	-0.2811	-0.2668	-0.2130
Tl 190.794	3.4112	2.4367u	3.8493
V 292.401	1.3395	1.4607	1.6059
Zn 206.200	79.8805	76.6964	78.4713

Label	Sol'n Conc.	Units	SD	%RSD	Int. (c/s)
Ag 328.068	-0.0663	ppb	0.2138	322.5	-53.6325
Al 308.215	7.5017	ppb	0.7049	9.4	91.7891
As 188.980	8.9719	ppb	3.4267	38.2	-3.9998
B 249.678	71.9446	ppb	0.7809	1.1	1030.45
Ba 389.178	717.312	ppb	0.3864	0.1	16800.7
Be 313.042	0.0324	ppb	0.0100	31.0	-293.625
Ca 370.602	110756	ppb	223.0	0.2	352550
Cd 226.502	-0.0798	ppb	0.0276	34.6	36.3741
Co 228.615	50.4195	ppb	0.4158	0.8	664.398
Cr 267.716	0.7222	ppb	0.0302	4.2	54.3698
Cu 324.754	11.5066	ppb	0.0941	0.8	780.666
Fe 271.441	3944.37	ppb	9.4037	0.2	7336.21
K 766.491	2199.29	ppb	2.3547	0.1	84582.4
Mg 279.078	42406.4	ppb	67.5022	0.2	96165.5
Mn 257.610	1761.24	ppb	6.7269	0.4	144996
Mo 202.032	0.8649	ppb	0.1377	15.9	23.5914
Na 330.237	51944.7	ppb	72.6278	0.1	2759.52
Ni 231.604	601.029	ppb	1.9762	0.3	1807.57
Pb 220.353	2.4747	ppb	1.8791	75.9	37.2221
Sb 206.834	1.9028	ppb	0.5015	26.4	9.5271
Se 196.026	-8.3739	ppb	7.4093	88.5	9.5303
Sn 189.925	-2.5950	ppb	1.7043	65.7	-13.5797
Sr 216.596	660.879	ppb	0.7443	0.1	8378.53
Ti 334.941	-0.2537	ppb	0.0359	14.2	73.9912
Tl 190.794	3.2324	ppb	0.7231	22.4	-16.6973
V 292.401	1.4687	ppb	0.1334	9.1	33.8263
Zn 206.200	78.3494	ppb	1.5955	2.0	124.999

E05022013.vvq. All Data Report 5/3/2013, 3:45:46 PM

680-89679-d-2-b (Samp) 5/2/2013, 5:23:19 PM Rack 1, Tube 28

Weight: 1 Volume: 1 Dilution: 1

Label	Replicates Concentration		
Ag 328.068	-0.2415u	-0.2424u	-0.1576u
Al 308.215	5.3154	6.7923	6.7806
As 188.980	7.8459	5.5991	2.1484
B 249.678	76.0317	76.2941	77.3490
Ba 389.178	676.989	677.648	675.546
Be 313.042	-0.0251u	-0.0333u	-0.0386u
Ca 370.602	113007	112891	112782
Cd 226.502	-0.0021	0.1171	-0.0692u
Co 228.615	33.1775	33.1465	33.3653
Cr 267.716	0.4983	0.2132	0.4232
Cu 324.754	6.9469	6.6200	7.0143
Fe 271.441	577.679	582.440	578.687
K 766.491	2196.53	2195.69	2194.56
Mg 279.078	42549.9	42544.4	42559.6
Mn 257.610	1295.13	1306.00	1309.43
Mo 202.032	-0.2123u	-0.1273u	-0.0171u
Na 330.237	54220.1	54674.4	54307.7
Ni 231.604	571.612	569.633	568.294
Pb 220.353	2.8433	3.4047	2.7440
Sb 206.834	-0.0363u	0.7219	5.2324
Se 196.026	-1.9507u	1.0752	-2.2761u
Sn 189.925	-1.3239u	0.6897	-2.1217u
Sr 216.596	663.062	662.045	660.985
Ti 334.941	-0.4608	-0.4373	-0.4306
Tl 190.794	3.8938	2.7300	0.6278u
V 292.401	0.1572	0.3665	0.3021
Zn 206.200	11.5956	11.8881	11.3008

Label	Sol'n Conc.	Units	SD	%RSD	Int. (c/s)
Ag 328.068	-0.2138	ppb	0.0487	22.8	-67.7103
Al 308.215	6.2961	ppb	0.8494	13.5	86.4849
As 188.980	5.1978	ppb	2.8699	55.2	-6.2440
B 249.678	76.5582	ppb	0.6972	0.9	1094.66
Ba 389.178	676.728	ppb	1.0750	0.2	15851.1
Be 313.042	-0.0323	ppb	0.0068	21.2	-413.297
Ca 370.602	112894	ppb	112.5	0.1	359619
Cd 226.502	0.0153	ppb	0.0944	618.1	28.7972
Co 228.615	33.2298	ppb	0.1184	0.4	438.409
Cr 267.716	0.3782	ppb	0.1478	39.1	33.4892
Cu 324.754	6.8604	ppb	0.2109	3.1	566.261
Fe 271.441	579.602	ppb	2.5089	0.4	1176.71
K 766.491	2195.60	ppb	0.9874	0.0	84440.9
Mg 279.078	42551.3	ppb	7.6897	0.0	96501.5
Mn 257.610	1303.52	ppb	7.4635	0.6	107379
Mo 202.032	-0.1189	ppb	0.0979	82.3	15.9845
Na 330.237	54400.8	ppb	240.984	0.4	2888.54
Ni 231.604	569.846	ppb	1.6693	0.3	1713.45
Pb 220.353	2.9973	ppb	0.3563	11.9	38.1695
Sb 206.834	1.9726	ppb	2.8484	144.4	9.5302
Se 196.026	-1.0506	ppb	1.8481	175.9	13.3448
Sn 189.925	-0.9187	ppb	1.4489	157.7	-11.9102
Sr 216.596	662.030	ppb	1.0389	0.2	8392.42
Ti 334.941	-0.4429	ppb	0.0159	3.6	16.2799
Tl 190.794	2.4172	ppb	1.6553	68.5	-16.6538
V 292.401	0.2753	ppb	0.1072	38.9	-0.2978
Zn 206.200	11.5948	ppb	0.2937	2.5	18.3037

E05022013.vvq. All Data Report 5/3/2013, 3:45:46 PM

680-89679-d-3-b (Samp) 5/2/2013, 5:28:43 PM Rack 1, Tube 29

Weight: 1

Volume: 1

Dilution: 1

Label	Replicates Concentration		
Ag 328.068	-0.1560u	-0.1708u	-0.0589u
Al 308.215	15.3211	19.2026	15.0148
As 188.980	41.6348	40.6109	43.1323
B 249.678	71.8251	71.3955	71.2244
Ba 389.178	167.811	168.777	169.651
Be 313.042	-0.0190u	-0.0174u	-0.0224u
Ca 370.602	74710	74689	74831
Cd 226.502	-0.1277u	0.0811	0.1534
Co 228.615	0.6645	0.2976	0.1838
Cr 267.716	0.1068	0.0666	0.1880
Cu 324.754	1.7800	1.3712	1.4983
Fe 271.441	181.818	168.313	170.888
K 766.491	2311.39	2313.53	2316.12
Mg 279.078	43985.0	43968.5	43975.3
Mn 257.610	342.144	343.666	341.419
Mo 202.032	39.5835	38.9345	39.4771
Na 330.237	53547.2	53635.4	53615.4
Ni 231.604	5.0368	4.0413	5.3626
Pb 220.353	3.3866	1.3948	4.0107
Sb 206.834	8.2013	15.0099	10.9945
Se 196.026	5.3349	-1.1880u	1.9061
Sn 189.925	-5.6486u	-0.8297u	-2.1239u
Sr 216.596	594.922	594.415	592.608
Ti 334.941	-0.4808	-0.4896	-0.5374
Tl 190.794	0.9352	-1.5094u	0.9496
V 292.401	9.0460	9.5430	9.6690
Zn 206.200	4.5372	6.0023	5.8656

Label	Sol'n Conc.	Units	SD	%RSD	Int. (c/s)
Ag 328.068	-0.1286	ppb	0.0608	47.2	-62.1791
Al 308.215	16.5128	ppb	2.3344	14.1	134.511
As 188.980	41.7927	ppb	1.2680	3.0	15.7075
B 249.678	71.4817	ppb	0.3095	0.4	1029.30
Ba 389.178	168.746	ppb	0.9202	0.5	4023.26
Be 313.042	-0.0196	ppb	0.0026	13.0	-408.484
Ca 370.602	74743	ppb	76.59	0.1	238104
Cd 226.502	0.0356	ppb	0.1460	410.0	28.2556
Co 228.615	0.3820	ppb	0.2512	65.8	4.8053
Cr 267.716	0.1205	ppb	0.0618	51.3	15.3610
Cu 324.754	1.5498	ppb	0.2092	13.5	323.041
Fe 271.441	173.673	ppb	7.1703	4.1	428.631
K 766.491	2313.68	ppb	2.3693	0.1	88967.8
Mg 279.078	43976.3	ppb	8.3257	0.0	99749.2
Mn 257.610	342.410	ppb	1.1469	0.3	28402.1
Mo 202.032	39.3317	ppb	0.3481	0.9	328.462
Na 330.237	53599.3	ppb	46.2666	0.1	2847.10
Ni 231.604	4.8136	ppb	0.6883	14.3	9.5126
Pb 220.353	2.9307	ppb	1.3662	46.6	37.7289
Sb 206.834	11.4019	ppb	3.4225	30.0	20.2513
Se 196.026	2.0177	ppb	3.2628	161.7	14.7345
Sn 189.925	-2.8674	ppb	2.4940	87.0	-13.8679
Sr 216.596	593.982	ppb	1.2161	0.2	7537.09
Ti 334.941	-0.5026	ppb	0.0304	6.1	4.8916
Tl 190.794	0.1251	ppb	1.4156	1131.1	-17.6215
V 292.401	9.4193	ppb	0.3294	3.5	254.802
Zn 206.200	5.4684	ppb	0.8993	14.8	8.5018

E05022013.vvq. All Data Report 5/3/2013, 3:45:46 PM

680-89679-a-4-b (Samp) 5/2/2013, 5:34:08 PM Rack 1, Tube 30

Weight: 1

Volume: 1

Dilution: 1

Label	Replicates Concentration		
Ag 328.068	-0.2387u	-0.0366u	-0.0998u
Al 308.215	9.5576	9.6042	9.4007
As 188.980	47.5924	45.6684	48.5940
B 249.678	69.9854	70.2016	69.9280
Ba 389.178	392.982	393.713	393.008
Be 313.042	-0.0207u	-0.0086u	-0.0124u
Ca 370.602	68540	68522	68628
Cd 226.502	-0.1669u	0.1570	-0.1636u
Co 228.615	0.2982	0.4931	-0.2748u
Cr 267.716	0.4584	0.3622	0.4227
Cu 324.754	2.2745	1.9066	1.7004
Fe 271.441	70.0462	74.0065	67.2471
K 766.491	2265.74	2264.97	2266.63
Mg 279.078	37547.2	37513.0	37511.2
Mn 257.610	190.863	190.763	190.359
Mo 202.032	61.5768	61.8474	60.9824
Na 330.237	51861.7	51472.9	51562.6
Ni 231.604	4.2790	3.8606	4.2137
Pb 220.353	14.1255	13.6780	11.8288
Sb 206.834	8.2989	4.0299	6.7514
Se 196.026	4.3131	0.1928	-4.5084u
Sn 189.925	-5.7949u	-1.0497u	0.6793
Sr 216.596	505.218	503.461	503.813
Ti 334.941	-0.4327	-0.4713	-0.3703
Tl 190.794	-2.4034u	-2.7891u	-1.1110u
V 292.401	0.1668u	0.3038u	-0.1846u
Zn 206.200	27.3542	25.8338	25.3484

Label	Sol'n Conc.	Units	SD	%RSD	Int. (c/s)
Ag 328.068	-0.1250	ppb	0.1034	82.7	-58.3412
Al 308.215	9.5208	ppb	0.1066	1.1	106.524
As 188.980	47.2849	ppb	1.4868	3.1	18.9949
B 249.678	70.0383	ppb	0.1443	0.2	1010.71
Ba 389.178	393.234	ppb	0.4146	0.1	9234.67
Be 313.042	-0.0139	ppb	0.0062	44.7	-402.569
Ca 370.602	68564	ppb	56.24	0.1	218424
Cd 226.502	-0.0578	ppb	0.1861	321.7	24.0927
Co 228.615	0.1722	ppb	0.3992	231.8	1.2115
Cr 267.716	0.4145	ppb	0.0486	11.7	29.9517
Cu 324.754	1.9605	ppb	0.2908	14.8	342.523
Fe 271.441	70.4332	ppb	3.3963	4.8	239.641
K 766.491	2265.78	ppb	0.8307	0.0	87131.4
Mg 279.078	37523.8	ppb	20.2861	0.1	85120.5
Mn 257.610	190.662	ppb	0.2668	0.1	15913.1
Mo 202.032	61.4689	ppb	0.4425	0.7	503.828
Na 330.237	51632.4	ppb	203.558	0.4	2744.87
Ni 231.604	4.1177	ppb	0.2251	5.5	7.4118
Pb 220.353	13.2108	ppb	1.2175	9.2	58.5785
Sb 206.834	6.3600	ppb	2.1612	34.0	13.8117
Se 196.026	-0.0008	ppb	4.4140	535973.0	13.6087
Sn 189.925	-2.0551	ppb	3.3522	163.1	-13.0640
Sr 216.596	504.164	ppb	0.9297	0.2	6400.10
Ti 334.941	-0.4248	ppb	0.0509	12.0	-2.9965
Tl 190.794	-2.1012	ppb	0.8789	41.8	-19.8187
V 292.401	0.0953	ppb	0.2519	264.3	-17.9483
Zn 206.200	26.1788	ppb	1.0465	4.0	414.772

E05022013.wvq. All Data Report 5/3/2013, 3:45:46 PM

680-89679-f-5-b (Samp)                      5/2/2013, 5:39:33 PM                      Rack 1, Tube 31  
 Weight: 1                                      Volume: 1                                      Dilution: 1

Label	Replicates Concentration		
Ag 328.068	-0.1251u	0.0854u	-0.1928u
Al 308.215	9.1691	5.8841	6.4648
As 188.980	51.4766	50.2374	54.9884
B 249.678	75.1163	75.5577	75.2561
Ba 389.178	439.288	438.831	438.827
Be 313.042	-0.0187u	-0.0152u	-0.0203u
Ca 370.602	67444	67458	67498
Cd 226.502	-0.0051	0.0410	-0.0266u
Co 228.615	0.2999	1.0048	-0.2749u
Cr 267.716	-0.0815u	0.0172	-0.0380u
Cu 324.754	1.9853	1.7110	1.6616
Fe 271.441	64.7424	64.6142	61.9415
K 766.491	2459.74	2460.93	2456.05
Mg 279.078	42307.4	42366.3	42367.2
Mn 257.610	2.7270	2.6120	2.5915
Mo 202.032	66.1746	66.4970	66.4116
Na 330.237	54982.2	54928.8	54937.2
Ni 231.604	4.5131	4.1156	2.8454
Pb 220.353	2.2931	0.7705	0.6021
Sb 206.834	10.8829	12.3174	6.8647
Se 196.026	-5.1438u	0.1349	0.5983
Sn 189.925	0.3903	-0.2089u	-3.8054u
Sr 216.596	419.483	421.032	419.244
Ti 334.941	-0.5571	-0.5360	-0.5221
Tl 190.794	-1.9673u	0.6503	-0.5650u
V 292.401	-0.1415u	0.1234u	-0.0580u
Zn 206.200	3.9645	5.0484	4.3069

Label	Sol'n Conc.	Units	SD	%RSD	Int. (c/s)
Ag 328.068	-0.0775	ppb	0.1451	187.2	-51.6406
Al 308.215	7.1727	ppb	1.7532	24.4	96.8591
As 188.980	52.2341	ppb	2.4644	4.7	21.9977
B 249.678	75.3100	ppb	0.2256	0.3	1079.13
Ba 389.178	438.982	ppb	0.2649	0.1	10312.9
Be 313.042	-0.0181	ppb	0.0026	14.4	-411.999
Ca 370.602	67467	ppb	28.06	0.0	214925
Cd 226.502	0.0031	ppb	0.0345	1110.3	26.5562
Co 228.615	0.3433	ppb	0.6410	186.7	3.2644
Cr 267.716	-0.0341	ppb	0.0495	145.0	5.8032
Cu 324.754	1.7860	ppb	0.1744	9.8	334.634
Fe 271.441	63.7660	ppb	1.5814	2.5	227.474
K 766.491	2458.91	ppb	2.5457	0.1	94535.0
Mg 279.078	42347.0	ppb	34.2405	0.1	96060.7
Mn 257.610	2.6435	ppb	0.0730	2.8	476.452
Mo 202.032	66.3611	ppb	0.1670	0.3	542.578
Na 330.237	54949.4	ppb	28.7050	0.1	2917.23
Ni 231.604	3.8247	ppb	0.8710	22.8	6.5279
Pb 220.353	1.2219	ppb	0.9315	76.2	34.1144
Sb 206.834	10.0217	ppb	2.8266	28.2	18.1383
Se 196.026	-1.4702	ppb	3.1898	217.0	12.7678
Sn 189.925	-1.2080	ppb	2.2693	187.9	-12.2206
Sr 216.596	419.920	ppb	0.9708	0.2	5334.91
Ti 334.941	-0.5384	ppb	0.0176	3.3	-14.1942
Tl 190.794	-0.6273	ppb	1.3099	208.8	-17.9005
V 292.401	-0.0254	ppb	0.1354	533.5	-22.4055
Zn 206.200	4.4399	ppb	0.5541	12.5	6.8522



E05022013.wvq. All Data Report 5/3/2013, 3:45:46 PM

680-89761-b-1-g (Samp) 5/2/2013, 5:44:58 PM Rack 1, Tube 32

Weight: 1

Volume: 1

Dilution: 1

Label	Replicates Concentration		
Ag 328.068	0.1395u	-0.1411u	0.0189u
Al 308.215	798.651	797.180	794.865
As 188.980	-2.4986	4.7342	5.7360
B 249.678	843.046	844.071	842.471
Ba 389.178	272.448	271.541	269.681
Be 313.042	0.0787u	0.0739u	0.0804u
Ca 370.602	470974	471395	467309
Cd 226.502	0.0837	0.2221	0.1048
Co 228.615	3.3484u	3.4468u	2.8956u
Cr 267.716	289.212	287.639	286.363
Cu 324.754	5.9694	5.4598	5.7306
Fe 271.441	144.384	139.431	138.133
K 766.491	478540x	475227x	472304x
Mg 279.078	537.804	532.621	530.104
Mn 257.610	8.8521	8.6376	8.4630
Mo 202.032	5985.58x	5972.43x	5960.52x
Na 330.237	357462x	354294x	353351x
Ni 231.604	2.1555	4.1016	2.6574
Pb 220.353	5.0810	-0.8358u	1.9853u
Sb 206.834	3.7069u	1.3293u	-5.2190u
Se 196.026	100.951	88.9094	100.262
Sn 189.925	-1.4279u	-1.9502u	-0.7942u
Sr 216.596	3165.69	3156.68	3144.74
Ti 334.941	5.5749	5.3696	5.3310
Tl 190.794	1.5632u	2.1385u	3.1673
V 292.401	11.7404u	11.7332u	12.2776u
Zn 206.200	17.7450	17.2359	18.6563

Label	Sol'n Conc.	Units	SD	%RSD	Int. (c/s)
Ag 328.068	0.0058b	ppb	0.1407	2446.8	-174.727
Al 308.215	796.898b	ppb	1.9087	0.2	4108.82
As 188.980	2.6572b	ppb	4.4931	169.1	-6.3905
B 249.678	843.196b	ppb	0.8101	0.1	11045.7
Ba 389.178	271.223b	ppb	1.4103	0.5	6325.90
Be 313.042	0.0777b	ppb	0.0034	4.3	-1051.17
Ca 370.602	469893b	ppb	2247	0.5	1496763
Cd 226.502	0.1369b	ppb	0.0746	54.5	29.8712
Co 228.615	3.2303b	ppb	0.2940	9.1	-182.143
Cr 267.716	287.738b	ppb	1.4271	0.5	14967.9
Cu 324.754	5.7200b	ppb	0.2550	4.5	664.709
Fe 271.441	140.649b	ppb	3.2988	2.3	374.382
K 766.491	475357xb	ppb	3119.58	0.7	18223326
Mg 279.078	533.509b	ppb	3.9261	0.7	1245.28
Mn 257.610	8.6509b	ppb	0.1949	2.3	850.462
Mo 202.032	5972.84xb	ppb	12.5356	0.2	47325.7
Na 330.237	355036xb	ppb	2153.32	0.6	18495.8
Ni 231.604	2.9715b	ppb	1.0103	34.0	3.9574
Pb 220.353	2.0768b	ppb	2.9594	142.5	26.2726
Sb 206.834	-0.0609b	ppb	4.6225	7588.6	-87.3352
Se 196.026	96.7074b	ppb	6.7621	7.0	65.5120
Sn 189.925	-1.3908b	ppb	0.5789	41.6	-12.0762
Sr 216.596	3155.70b	ppb	10.5102	0.3	39712.6
Ti 334.941	5.4251b	ppb	0.1311	2.4	1579.84
Tl 190.794	2.2897b	ppb	0.8126	35.5	-17.5390
V 292.401	11.9171b	ppb	0.3123	2.6	-909.609
Zn 206.200	17.8791b	ppb	0.7196	3.9	27.3679

E05022013.vvq. All Data Report 5/3/2013, 3:45:46 PM

680-89761-a-3-c (Samp) 5/2/2013, 5:50:23 PM Rack 1, Tube 33

Weight: 1 Volume: 1 Dilution: 1

Label	Replicates Concentration		
Ag 328.068	0.2926u	0.1326u	-0.1696u
Al 308.215	468.911	464.462	455.496
As 188.980	-14.4286u	0.3115	-6.0305
B 249.678	707.602	706.582	710.565
Ba 389.178	402.881	401.367	401.622
Be 313.042	0.1134u	0.1268u	0.1180u
Ca 370.602	869075x	863357x	861867x
Cd 226.502	0.6598	0.7102	0.4951
Co 228.615	5.9045u	5.3729u	5.0516u
Cr 267.716	437.656	436.624	435.497
Cu 324.754	9.6800	9.7669	9.9800
Fe 271.441	75.1348	87.7962	79.2908
K 766.491	665693x	663621o	661560o
Mg 279.078	225.622	223.931	220.660
Mn 257.610	3.6706	3.7495	3.6897
Mo 202.032	9976.87x	9920.32x	9912.00x
Na 330.237	557514x	556658x	555972x
Ni 231.604	2.6734	0.5616	-0.3698u
Pb 220.353	6.0124u	4.2066u	2.0168u
Sb 206.834	-3.3091u	-4.7541u	1.7919u
Se 196.026	183.813	177.488	182.984
Sn 189.925	-3.2299u	-2.4402u	-0.6004
Sr 216.596	5224.54	5209.32	5205.49
Ti 334.941	23.3157	28.5234	26.6411
Tl 190.794	0.6095u	6.4631	6.2972
V 292.401	12.7191u	12.8483u	13.3149u
Zn 206.200	8.2796	6.9493	5.2609

Label	Sol'n Conc.	Units	SD	%RSD	Int. (c/s)
Ag 328.068	0.0852b	ppb	0.2347	275.4	-266.155
Al 308.215	462.957b	ppb	6.8332	1.5	3053.25
As 188.980	-6.7158b	ppb	7.3939	110.1	-9.8856
B 249.678	708.250b	ppb	2.0690	0.3	9294.86
Ba 389.178	401.957b	ppb	0.8106	0.2	9389.70
Be 313.042	0.1194b	ppb	0.0068	5.7	-1470.25
Ca 370.602	864766xb	ppb	3805	0.4	2754559
Cd 226.502	0.6217b	ppb	0.1125	18.1	47.8649
Co 228.615	5.4430b	ppb	0.4307	7.9	-301.348
Cr 267.716	436.593b	ppb	1.0798	0.2	22708.3
Cu 324.754	9.8089b	ppb	0.1543	1.6	951.929
Fe 271.441	80.7406b	ppb	6.4540	8.0	268.822
K 766.491	663625oxb	ppb	2066.47	0.3	25440678
Mg 279.078	223.404b	ppb	2.5224	1.1	542.269
Mn 257.610	3.7033b	ppb	0.0412	1.1	444.363
Mo 202.032	9936.40xb	ppb	35.2993	0.4	78719.6
Na 330.237	556715xb	ppb	772.606	0.1	28965.7
Ni 231.604	0.9550b	ppb	1.5593	163.3	-2.1248
Pb 220.353	4.0786b	ppb	2.0009	49.1	23.9424
Sb 206.834	-2.0904b	ppb	3.4390	164.5	-152.349
Se 196.026	181.428b	ppb	3.4372	1.9	111.025
Sn 189.925	-2.0902b	ppb	1.3492	64.6	-12.4923
Sr 216.596	5213.12b	ppb	10.0765	0.2	65598.2
Ti 334.941	26.1600b	ppb	2.6370	10.1	7907.15
Tl 190.794	4.4566b	ppb	3.3327	74.8	-17.0347
V 292.401	12.9608b	ppb	0.3134	2.4	-1694.73
Zn 206.200	6.8299b	ppb	1.5129	22.2	9.2970

E05022013.vvq. All Data Report 5/3/2013, 3:45:46 PM

680-89761-a-5-c (Samp) 5/2/2013, 5:56:00 PM Rack 1, Tube 34

Weight: 1 Volume: 1 Dilution: 1

Label	Replicates Concentration		
Ag 328.068	-0.0921u	0.0407u	-0.3039u
Al 308.215	1006.29	994.780	997.086
As 188.980	8.0019	-1.0453	-0.1786
B 249.678	723.475	722.408	722.741
Ba 389.178	237.541	236.848	237.373
Be 313.042	0.0927u	0.0840u	0.0801u
Ca 370.602	478803	476689	473578
Cd 226.502	0.0351	0.4111	0.1875
Co 228.615	3.1500u	3.0082u	2.9362u
Cr 267.716	227.841	226.761	225.916
Cu 324.754	7.5094	7.0260	7.8387
Fe 271.441	258.428	264.905	266.835
K 766.491	457781x	457519x	458077x
Mg 279.078	474.678	472.316	463.799
Mn 257.610	10.4578	10.5165	10.5906
Mo 202.032	5420.09x	5393.94x	5373.39x
Na 330.237	321461x	323465x	323100x
Ni 231.604	3.5177	2.6841	3.3851
Pb 220.353	3.8280u	4.8277	1.3664u
Sb 206.834	-3.8408u	-2.3685u	-2.1791u
Se 196.026	84.4834	81.8667	96.2991
Sn 189.925	-4.0473u	-3.5977u	-6.6689u
Sr 216.596	3146.24	3130.23	3117.74
Ti 334.941	45.5055	46.9971	47.6086
Tl 190.794	3.3525	5.9393	1.2938u
V 292.401	9.3090u	9.3961u	9.7012u
Zn 206.200	20.2345	20.8900	20.4547

Label	Sol'n Conc.	Units	SD	%RSD	Int. (c/s)
Ag 328.068	-0.1184b	ppb	0.1738	146.7	-182.819
Al 308.215	999.385b	ppb	6.0884	0.6	4925.85
As 188.980	2.2593b	ppb	4.9920	221.0	-6.4459
B 249.678	722.875b	ppb	0.5462	0.1	9483.96
Ba 389.178	237.254b	ppb	0.3615	0.2	5531.67
Be 313.042	0.0856b	ppb	0.0065	7.5	-938.038
Ca 370.602	476357b	ppb	2628	0.6	1517351
Cd 226.502	0.2112b	ppb	0.1891	89.5	33.4376
Co 228.615	3.0315b	ppb	0.1088	3.6	-160.622
Cr 267.716	226.839b	ppb	0.9648	0.4	11802.4
Cu 324.754	7.4581b	ppb	0.4088	5.5	729.246
Fe 271.441	263.390b	ppb	4.4036	1.7	598.282
K 766.491	457792xb	ppb	279.238	0.1	17549966
Mg 279.078	470.265b	ppb	5.7226	1.2	1101.80
Mn 257.610	10.5216b	ppb	0.0666	0.6	1004.20
Mo 202.032	5395.80xb	ppb	23.4053	0.4	42755.1
Na 330.237	322675xb	ppb	1067.44	0.3	16815.4
Ni 231.604	3.1956b	ppb	0.4479	14.0	4.6362
Pb 220.353	3.3407b	ppb	1.7814	53.3	29.8107
Sb 206.834	-2.7961b	ppb	0.9096	32.5	-81.3955
Se 196.026	87.5497b	ppb	7.6893	8.8	60.5926
Sn 189.925	-4.7713b	ppb	1.6587	34.8	-15.4499
Sr 216.596	3131.40b	ppb	14.2838	0.5	39431.8
Ti 334.941	46.7038b	ppb	1.0818	2.3	14215.2
Tl 190.794	3.5285b	ppb	2.3278	66.0	-15.9038
V 292.401	9.4688b	ppb	0.2060	2.2	-850.689
Zn 206.200	20.5264b	ppb	0.3336	1.6	317880

E05022013.vvq. All Data Report 5/3/2013, 3:45:46 PM

mb 680-274758/1-a (Samp) 5/2/2013, 6:01:27 PM Rack 1, Tube 35

Weight: 1

Volume: 1

Dilution: 1

Label	Replicates Concentration		
Ag 328.068	-0.3281u	-0.2617u	-0.2829u
Al 308.215	0.1658	3.8898	1.0572
As 188.980	5.6415	3.3413	2.9356
B 249.678	20.9456	19.8610	18.8657
Ba 389.178	0.9765	1.0436	0.3384
Be 313.042	-0.0023u	0.0071	-0.0072u
Ca 370.602	33.30	33.44	29.74
Cd 226.502	-0.0071u	-0.1119u	0.2741
Co 228.615	0.5089	0.1962	1.0783
Cr 267.716	-0.0208u	0.1440	0.3300
Cu 324.754	0.4143	0.6965	0.6779
Fe 271.441	-2.0597u	-2.8916u	-1.4440u
K 766.491	75.2485	71.3021	68.1364
Mg 279.078	0.6230	3.3750	-0.7987u
Mn 257.610	-0.1713u	-0.1942u	-0.0294u
Mo 202.032	4.1004	4.0997	4.0089
Na 330.237	-29.1866u	-3.3062u	59.8760
Ni 231.604	-1.1681u	-0.2227u	-0.0664u
Pb 220.353	-2.6480u	1.2243	-0.0857u
Sb 206.834	0.7345	-3.9281u	-4.5212u
Se 196.026	1.7462	-2.0101u	3.2184
Sn 189.925	-0.0142u	-2.0844u	-2.3667u
Sr 216.596	-0.0629u	-0.2248u	-0.2311u
Ti 334.941	0.6505	-0.0284u	-0.0358u
Tl 190.794	0.2464	-1.2938u	1.1963
V 292.401	-0.1536u	-0.2592u	-0.1989u
Zn 206.200	0.1261	-0.2231u	0.5844

Label	Sol'n Conc.	Units	SD	%RSD	Int. (c/s)
Ag 328.068	-0.2909	ppb	0.0339	11.7	-47.9260
Al 308.215	1.7043	ppb	1.9445	114.1	66.9934
As 188.980	3.9728	ppb	1.4593	36.7	-7.9226
B 249.678	19.8908	ppb	1.0403	5.2	359.982
Ba 389.178	0.7862	ppb	0.3892	49.5	-4.5104
Be 313.042	-0.0008	ppb	0.0073	892.1	-385.417
Ca 370.602	32.16	ppb	2.100	6.5	132.0
Cd 226.502	0.0517	ppb	0.1996	386.1	28.0246
Co 228.615	0.5945	ppb	0.4472	75.2	8.9274
Cr 267.716	0.1510	ppb	0.1755	116.2	14.3501
Cu 324.754	0.5962	ppb	0.1578	26.5	278.388
Fe 271.441	-2.1317	ppb	0.7265	34.1	106.885
K 766.491	71.5623	ppb	3.5632	5.0	3014.99
Mg 279.078	1.0664	ppb	2.1219	199.0	38.3033
Mn 257.610	-0.1316	ppb	0.0892	67.8	125.542
Mo 202.032	4.0697	ppb	0.0526	1.3	49.1938
Na 330.237	9.1278	ppb	45.8147	501.9	65.1117
Ni 231.604	-0.4857	ppb	0.5961	122.7	-6.4723
Pb 220.353	-0.5031	ppb	1.9696	391.5	30.7018
Sb 206.834	-2.5716	ppb	2.8785	111.9	3.9640
Se 196.026	0.9848	ppb	2.6961	273.8	14.0858
Sn 189.925	-1.4884	ppb	1.2845	86.3	-12.5561
Sr 216.596	-0.1729	ppb	0.0954	55.1	19.6312
Ti 334.941	0.1954	ppb	0.3941	201.7	6.2608
Tl 190.794	0.0496	ppb	1.2567	2531.5	-17.1196
V 292.401	-0.2039	ppb	0.0530	26.0	-14.9814
Zn 206.200	0.1625	ppb	0.4950	3049.3	638.0312

E05022013.wvq. All Data Report 5/3/2013, 3:45:46 PM

ics 680-274758/2-a (Samp) 5/2/2013, 6:06:53 PM Rack 1, Tube 36  
 Weight: 1 Volume: 1 Dilution: 1

Label	Replicates Concentration		
Ag 328.068	48.7812	49.1372	48.0839
Al 308.215	4797.39	4819.37	4783.68
As 188.980	104.865	100.616	110.577
B 249.678	196.491	194.600	195.985
Ba 389.178	102.034	100.432	99.7409
Be 313.042	51.0064	50.7887	50.5411
Ca 370.602	4776	4750	4724
Cd 226.502	50.8210	50.3428	50.2891
Co 228.615	51.0070	50.9673	50.4378
Cr 267.716	101.298	100.527	100.453
Cu 324.754	104.384	101.535	99.6909
Fe 271.441	4756.53	4736.80	4712.12
K 766.491	4982.52	4957.36	4932.10
Mg 279.078	4798.19	4773.04	4750.17
Mn 257.610	511.142	505.455	505.662
Mo 202.032	99.6270	99.1283	98.4406
Na 330.237	4671.12	4717.22	4643.60
Ni 231.604	100.753	99.0858	99.1440
Pb 220.353	46.0054	46.0350	45.3695
Sb 206.834	47.1139	50.0991	41.2616
Se 196.026	103.671	89.2771	89.7964
Sn 189.925	189.038	192.326	190.290
Sr 216.596	97.9328	97.2231	97.1905
Ti 334.941	95.8028	95.1914	95.0111
Tl 190.794	41.2276	39.2992	41.9701
V 292.401	98.1253	97.0960	96.8507
Zn 206.200	98.3911	100.012	97.1550

Label	Sol'n Conc.	Units	SD	%RSD	Int. (c/s)
Ag 328.068	48.6674	ppb	0.5358	1.1	3827.15
Al 308.215	4800.15	ppb	18.0027	0.4	20873.1
As 188.980	105.353	ppb	4.9982	4.7	53.7589
B 249.678	195.692	ppb	0.9791	0.5	2635.43
Ba 389.178	100.735	ppb	1.1761	1.2	2343.29
Be 313.042	50.7787	ppb	0.2328	0.5	94212.9
Ca 370.602	4750	ppb	26.15	0.6	14808
Cd 226.502	50.4843	ppb	0.2928	0.6	2058.17
Co 228.615	50.8040	ppb	0.3177	0.6	668.745
Cr 267.716	100.760	ppb	0.4680	0.5	5245.60
Cu 324.754	101.870	ppb	2.3643	2.3	4934.42
Fe 271.441	4735.15	ppb	22.2536	0.5	8784.27
K 766.491	4957.33	ppb	25.2146	0.5	190313
Mg 279.078	4773.80	ppb	24.0196	0.5	10851.4
Mn 257.610	507.420	ppb	3.2253	0.6	41852.8
Mo 202.032	99.0653	ppb	0.5957	0.6	801.161
Na 330.237	4677.32	ppb	37.2003	0.8	304.546
Ni 231.604	99.6609	ppb	0.9462	0.9	295.647
Pb 220.353	45.8033	ppb	0.3760	0.8	124.969
Sb 206.834	46.1582	ppb	4.4956	9.7	63.0362
Se 196.026	94.2483	ppb	8.1648	8.7	64.3177
Sn 189.925	190.552	ppb	1.6595	0.9	178.438
Sr 216.596	97.4488	ppb	0.4195	0.4	1250.41
Ti 334.941	95.3351	ppb	0.4150	0.4	29146.8
Tl 190.794	40.8323	ppb	1.3786	3.4	26.4490
V 292.401	97.3573	ppb	0.6763	0.7	2766.75
Zn 206.200	98.5192	ppb	1.4326	1.5	156.900

E05022013.wvq. All Data Report 5/3/2013, 3:45:46 PM

Cont Calib Verif (CCV) 5/2/2013, 6:12:37 PM Rack 1, Tube 37  
 Weight: 1 Volume: 1 Dilution: 1

Label	Replicates Concentration		
Ag 328.068	474.831	483.912	480.260
Al 308.215	4785.71	4760.91	4772.64
As 188.980	488.229	486.471	468.133
B 249.678	496.666	495.937	499.191
Ba 389.178	4983.29	4947.80	4962.04
Be 313.042	498.684	497.248	498.327
Ca 370.602	4875	4856	4871
Cd 226.502	498.910	495.636	497.807
Co 228.615	504.491	504.111	503.994
Cr 267.716	4994.90	4982.22	4979.81
Cu 324.754	4936.38	5031.75	4963.61
Fe 271.441	4796.66	4775.53	4782.07
K 766.491	9963.64	9922.48	9928.68
Mg 279.078	4804.71	4777.21	4805.87
Mn 257.610	5046.56	4998.19	5016.91
Mo 202.032	489.641	487.737	487.937
Na 330.237	6965.17	6914.79	6939.48
Ni 231.604	2514.93	2502.08	2504.96
Pb 220.353	478.733	479.773	479.751
Sb 206.834	911.292	909.990	908.640
Se 196.026	4754.96	4749.02	4744.11
Sn 189.925	4843.96	4787.19	4861.26
Sr 216.596	2447.92	2430.56	2432.22
Ti 334.941	479.603	477.394	477.933
Tl 190.794	4855.83	4820.56	4846.65
V 292.401	4804.04	4786.68	4796.33
Zn 206.200	2492.37	2478.63	2479.81

Label	Sol'n Conc.	Units	SD	%RSD	Int. (c/s)	QC Value
Ag 328.068	479.667	ppb	4.5698	1.0	37896.6	95.93349
Al 308.215	4773.09	ppb	12.4103	0.3	20731.3	95.46174
As 188.980	480.944	ppb	11.1297	2.3	282.298	96.18890
B 249.678	497.265	ppb	1.7076	0.3	6549.08	19.89059Q
Ba 389.178	4964.38	ppb	17.8605	0.4	115633	99.28759
Be 313.042	498.086	ppb	0.7476	0.2	927432	99.61728
Ca 370.602	4867	ppb	9.953	0.2	15417	97.34497
Cd 226.502	497.451	ppb	1.6660	0.3	19909.0	99.49024
Co 228.615	504.199	ppb	0.2598	0.1	6644.48	100.83974
Cr 267.716	4985.64	ppb	8.1071	0.2	259091	99.71285
Cu 324.754	4977.25	ppb	49.1268	1.0	228912	99.54494
Fe 271.441	4784.75	ppb	10.8192	0.2	8997.34	95.69505
K 766.491	9938.27	ppb	22.1885	0.2	381260	99.38267
Mg 279.078	4795.93	ppb	16.2251	0.3	10822.8	95.91864
Mn 257.610	5020.55	ppb	24.3890	0.5	412726	100.41106
Mo 202.032	488.438	ppb	1.0461	0.2	3875.56	97.68767
Na 330.237	6939.81	ppb	25.1907	0.4	401.107	92.53082
Ni 231.604	2507.32	ppb	6.7427	0.3	7556.27	100.29295
Pb 220.353	479.419	ppb	0.5941	0.1	1007.80	95.88388
Sb 206.834	909.974	ppb	1.3262	0.1	1161.57	90.99741
Se 196.026	4749.37	ppb	5.4338	0.1	2566.38	94.98730
Sn 189.925	4830.80	ppb	38.7429	0.8	4793.32	96.61604
Sr 216.596	2436.90	ppb	9.5762	0.4	30756.7	97.47607
Ti 334.941	478.310	ppb	1.1517	0.2	146353	95.66204
Tl 190.794	4841.01	ppb	18.2944	0.4	5274.15	96.82028
V 292.401	4795.68	ppb	8.6941	0.2	137506	95.91364
Zn 206.200	2483.61	ppb	7.6169	0.3	3940.65	99.34422

E05022013.vvq. All Data Report 5/3/2013, 3:45:46 PM

Cont Calib Blank (CCB)                      5/2/2013, 6:18:01 PM                      Rack 1, Tube 38  
 Weight: 1    Volume: 1    Dilution: 1

Label	Replicates Concentration		
Ag 328.068	-0.4128u	-0.0040u	-0.1245u
Al 308.215	-2.1010u	-0.1314u	-1.2143u
As 188.980	8.8928	11.9685	7.5299
B 249.678	12.8829	12.2129	11.1987
Ba 389.178	1.6020	0.8835	0.9543
Be 313.042	0.0369	0.0329	0.0363
Ca 370.602	-2.440u	-1.591u	-1.466u
Cd 226.502	0.2330	0.0128	-0.0148u
Co 228.615	0.6561	1.2460	0.6029
Cr 267.716	0.3892	0.6154	0.2906
Cu 324.754	-0.2818u	0.8656	-0.0442u
Fe 271.441	-0.9744u	-4.1123u	-7.1426u
K 766.491	7.1488	7.1261	6.7773
Mg 279.078	-0.1799u	-1.5909u	1.3820
Mn 257.610	0.2138	0.4043	0.3021
Mo 202.032	0.4801	0.9437	0.2805
Na 330.237	-19.9980u	-93.3661u	-37.4893u
Ni 231.604	0.5864	0.3376	-0.0497u
Pb 220.353	0.1579	2.7622	-1.5241u
Sb 206.834	6.6578	8.5338	8.5799
Se 196.026	3.0628	0.2204	-2.5546u
Sn 189.925	0.1921	0.6668	-2.2176u
Sr 216.596	0.2124	0.0425	-0.0032u
Ti 334.941	0.0954	0.0857	0.2668
Tl 190.794	-0.1694u	0.8188	1.7840
V 292.401	0.6397	0.3488	0.6278
Zn 206.200	0.1441	0.3024	0.2573

Label	Sol'n Conc.	Units	SD	%RSD	Int. (c/s)	QC Value
Ag 328.068	-0.1804	ppb	0.2101	116.4	-39.1798	-0.18042
Al 308.215	-1.1489	ppb	0.9864	85.9	54.2724	-1.14890
As 188.980	9.4638	ppb	2.2737	24.0	-4.5793	9.46376
B 249.678	12.0982	ppb	0.8480	7.0	258.852	12.09818
Ba 389.178	1.1466	ppb	0.3960	34.5	3.8616	1.14658
Be 313.042	0.0354	ppb	0.0021	6.0	-317.522	0.03536
Ca 370.602	-1.833	ppb	0.5297	28.9	23.90	-1.83251
Cd 226.502	0.0770	ppb	0.1358	176.4	29.0266	0.07698
Co 228.615	0.8350	ppb	0.3569	42.7	12.2220	0.83499
Cr 267.716	0.4317	ppb	0.1665	38.6	28.9315	0.43175
Cu 324.754	0.1799	ppb	0.6056	336.7	259.163	0.17987
Fe 271.441	-4.0764	ppb	3.0842	75.7	103.368	-4.07643
K 766.491	7.0174	ppb	0.2083	3.0	540.623	7.01741
Mg 279.078	-0.1296	ppb	1.4871	1147.3	35.5837	-0.12962
Mn 257.610	0.3067	ppb	0.0954	31.1	161.558	0.30671
Mo 202.032	0.5681	ppb	0.3402	59.9	21.4577	0.56808
Na 330.237	-50.2844	ppb	38.3211	76.2	62.0290	-50.28442
Ni 231.604	0.2915	ppb	0.3206	110.0	-4.1286	0.29147
Pb 220.353	0.4653	ppb	2.1597	464.1	32.6788	0.46531
Sb 206.834	7.9239	ppb	1.0967	13.8	16.6821	7.92385
Se 196.026	0.2429	ppb	2.8088	1156.6	13.6873	0.24286
Sn 189.925	-0.4529	ppb	1.5466	341.5	-11.5262	-0.45291
Sr 216.596	0.0839	ppb	0.1136	135.4	22.9964	0.08391
Ti 334.941	0.1493	ppb	0.1019	68.2	-7.8651	0.14930
Tl 190.794	0.8111	ppb	0.9767	120.4	-16.2848	0.81115
V 292.401	0.5387	ppb	0.1646	30.6	7.0656	0.53873
Zn 206.200	0.2346	ppb	0.0816	34.8	0.1450	0.23460

E05022013.wvq. All Data Report 5/3/2013, 3:45:46 PM

680-89603-a-5-a (Samp) 5/2/2013, 6:23:25 PM Rack 1, Tube 39

Weight: 1

Volume: 1

Dilution: 1

Label	Replicates Concentration		
Ag 328.068	-0.4408u	0.0377u	-0.3126u
Al 308.215	16.2420	15.9777	13.4974
As 188.980	25.6568	26.2914	24.9615
B 249.678	1812.23	1816.27	1827.49
Ba 389.178	69.6485	69.7130	69.9245
Be 313.042	-0.0066u	-0.0082u	-0.0068u
Ca 370.602	331576	331139	328563
Cd 226.502	0.0403u	0.2633	0.1401
Co 228.615	5.8267	5.9489	5.3157
Cr 267.716	3.2349	3.1113	3.5372
Cu 324.754	1.0864	1.3821	1.2532
Fe 271.441	615.795	606.829	609.708
K 766.491	39279.0	39240.3	39168.7
Mg 279.078	68749.8	68656.6	68500.7
Mn 257.610	902.941	904.163	915.617
Mo 202.032	250.948	252.145	250.372
Na 330.237	984827x	980145x	974727x
Ni 231.604	19.1502	17.7721	19.0694
Pb 220.353	0.3697	3.5625	1.6792
Sb 206.834	4.4485	4.3644	3.0651u
Se 196.026	161.402	153.892	160.349
Sn 189.925	-3.7601u	-0.2511	-2.2434u
Sr 216.596	5519.68	5508.09	5511.54
Ti 334.941	-0.1967	-0.2066	-0.1967
Tl 190.794	1.0408u	5.2135	-0.8247u
V 292.401	3.1869	3.2378	3.6535
Zn 206.200	6.2592	6.3335	7.5149

Label	Sol'n Conc.	Units	SD	%RSD	Int. (c/s)
Ag 328.068	-0.2385b	ppb	0.2477	103.8	-301.116
Al 308.215	15.2390b	ppb	1.5141	9.9	150.082
As 188.980	25.6366b	ppb	0.6652	2.6	7.9187
B 249.678	1818.66b	ppb	7.9079	0.4	23703.6
Ba 389.178	69.7620b	ppb	0.1444	0.2	1784.24
Be 313.042	-0.0072b	ppb	0.0008	11.8	-437.186
Ca 370.602	330426b	ppb	1628	0.5	1052510
Cd 226.502	0.1479b	ppb	0.1117	75.5	29.1030
Co 228.615	5.6971b	ppb	0.3359	5.9	66.7472
Cr 267.716	3.2945b	ppb	0.2191	6.7	200.706
Cu 324.754	1.2406b	ppb	0.1482	11.9	314.332
Fe 271.441	610.778b	ppb	4.5775	0.7	1229.44
K 766.491	39229.3b	ppb	55.9933	0.1	1504148
Mg 279.078	68635.7b	ppb	125.881	0.2	155656
Mn 257.610	907.574b	ppb	6.9927	0.8	74916.5
Mo 202.032	251.155b	ppb	0.9041	0.4	2006.23
Na 330.237	979900xb	ppb	5054.72	0.5	50935.0
Ni 231.604	18.6639b	ppb	0.7734	4.1	51.2903
Pb 220.353	1.8705b	ppb	1.6050	85.8	35.3785
Sb 206.834	3.9593b	ppb	0.7755	19.6	7.8799
Se 196.026	158.548b	ppb	4.0661	2.6	98.9799
Sn 189.925	-2.0849b	ppb	1.7598	84.4	-12.5768
Sr 216.596	5513.10b	ppb	5.9501	0.1	69735.8
Ti 334.941	-0.2000b	ppb	0.0057	2.9	141.740
Tl 190.794	1.8099b	ppb	3.0917	170.8	-16.8274
V 292.401	3.3594b	ppb	0.2560	7.6	29.9530
Zn 206.200	6.7025b	ppb	0.7045	10.5	10.5039



E05022013.wvq. All Data Report 5/3/2013, 3:45:46 PM

680-89603-a-6-a (Samp) 5/2/2013, 6:28:49 PM Rack 1, Tube 40

Weight: 1

Volume: 1

Dilution: 1

Label	Replicates Concentration		
Ag 328.068	-0.0644u	-0.2598u	-0.1686u
Al 308.215	24.9731	21.9290	25.2256
As 188.980	13.2383	10.5421	8.0723
B 249.678	1960.08	1971.68	1979.21
Ba 389.178	83.7276	82.9641	82.8934
Be 313.042	-0.0104u	-0.0135u	-0.0118u
Ca 370.602	401355	400492	400519
Cd 226.502	0.2512	0.5662	0.2235
Co 228.615	4.4222	4.7385	4.7565
Cr 267.716	3.0215	2.9705	2.5973
Cu 324.754	3.5344	3.9431	4.2638
Fe 271.441	40.4341	44.5300	31.0853
K 766.491	44794.7x	44869.6x	45034.1x
Mg 279.078	74211.9	74195.2	74140.5
Mn 257.610	814.745	818.008	819.310
Mo 202.032	240.320	239.702	240.248
Na 330.237	1090370x	1095566x	1097550x
Ni 231.604	21.4749	20.6359	22.2909
Pb 220.353	0.5413	4.1754	2.3492
Sb 206.834	3.6987	7.0059	-1.1987u
Se 196.026	163.507	180.643	176.687
Sn 189.925	0.5972	-0.9429u	-3.9547u
Sr 216.596	6197.29x	6197.86x	6196.58x
Ti 334.941	-0.0933	-0.0883	-0.0933
Tl 190.794	0.6544u	-2.3532u	-1.0516u
V 292.401	3.2763	3.1646	2.8129
Zn 206.200	7.2590	6.5631	8.6577

Label	Sol'n Conc.	Units	SD	%RSD	Int. (c/s)
Ag 328.068	-0.1643b	ppb	0.0978	59.5	-327.248
Al 308.215	24.0426b	ppb	1.8347	7.6	187.086
As 188.980	10.6176b	ppb	2.5838	24.3	-0.6449
B 249.678	1970.33b	ppb	9.6365	0.5	25672.7
Ba 389.178	83.1950b	ppb	0.4626	0.6	2110.67
Be 313.042	-0.0119b	ppb	0.0016	13.4	-433.972
Ca 370.602	400789b	ppb	490.3	0.1	1276679
Cd 226.502	0.3469b	ppb	0.1903	54.9	34.5251
Co 228.615	4.6391b	ppb	0.1880	4.1	53.2994
Cr 267.716	2.8631b	ppb	0.2316	8.1	179.900
Cu 324.754	3.9138b	ppb	0.3656	9.3	436.715
Fe 271.441	38.6832b	ppb	6.8913	17.8	182.465
K 766.491	44899.5xb	ppb	122.474	0.3	1721517
Mg 279.078	74182.5b	ppb	37.3173	0.1	168236
Mn 257.610	817.354b	ppb	2.3512	0.3	67518.0
Mo 202.032	240.090b	ppb	0.3382	0.1	1918.62
Na 330.237	1094496xb	ppb	3707.89	0.3	56884.3
Ni 231.604	21.4672b	ppb	0.8275	3.9	59.7306
Pb 220.353	2.3553b	ppb	1.8170	77.1	36.3618
Sb 206.834	3.1686b	ppb	4.1279	130.3	7.0961
Se 196.026	173.612b	ppb	8.9724	5.2	107.051
Sn 189.925	-1.4334b	ppb	2.3153	161.5	-11.8468
Sr 216.596	6197.24xb	ppb	0.6413	0.0	78391.6
Ti 334.941	-0.0916b	ppb	0.0029	3.2	192.361
Tl 190.794	-0.9168b	ppb	1.5083	164.5	-19.6348
V 292.401	3.0846b	ppb	0.2418	7.8	23.5919
Zn 206.200	7.4933b	ppb	1.0658	14.2	6117020

E05022013.wvq. All Data Report 5/3/2013, 3:45:46 PM

680-89603-a-7-a (Samp)                      5/2/2013, 6:34:13 PM                      Rack 1, Tube 41  
 Weight: 1                                      Volume: 1                                      Dilution: 1

Label	Replicates Concentration		
Ag 328.068	-0.2344u	-0.3014u	-0.1390u
Al 308.215	15.4549	13.5195	14.5061
As 188.980	4.0882	6.5598	3.8559
B 249.678	1933.82	1921.03	1929.54
Ba 389.178	38.5572	38.7967	38.3265
Be 313.042	-0.0271u	-0.0079u	-0.0299u
Ca 370.602	404117	406514	403918
Cd 226.502	0.1741	0.2200	0.4627
Co 228.615	5.5778	5.8015	5.6998
Cr 267.716	-0.5692u	-0.6312u	-0.5218u
Cu 324.754	2.5835	2.4732	2.4496
Fe 271.441	14.3723	21.5040	24.2065
K 766.491	47053.6x	46657.2x	46597.6x
Mg 279.078	74311.9	74136.0	74194.3
Mn 257.610	694.751	693.347	693.687
Mo 202.032	162.251	161.798	162.544
Na 330.237	1160963x	1161402x	1160452x
Ni 231.604	21.7631	20.6681	22.2181
Pb 220.353	2.4687	4.8354	1.5414
Sb 206.834	3.0758	0.3513u	2.6348
Se 196.026	176.813	162.113	160.605
Sn 189.925	-6.0759u	-1.0007u	0.5318
Sr 216.596	6132.81x	6127.87x	6130.34x
Ti 334.941	-0.0243	-0.0188	-0.1139
Tl 190.794	-4.6235u	-0.9839u	-1.0423u
V 292.401	2.3735	1.9725	2.3863
Zn 206.200	9.3393	8.8414	7.5561

Label	Sol'n Conc.	Units	SD	%RSD	Int. (c/s)
Ag 328.068	-0.2249b	ppb	0.0816	36.3	-330.443
Al 308.215	14.4935b	ppb	0.9678	6.7	138.040
As 188.980	4.8346b	ppb	1.4986	31.0	-4.1026
B 249.678	1928.13b	ppb	6.5116	0.3	25125.1
Ba 389.178	38.5601b	ppb	0.2351	0.6	1070.81
Be 313.042	-0.0216b	ppb	0.0119	55.2	-446.121
Ca 370.602	404850b	ppb	1445	0.4	1289613
Cd 226.502	0.2856b	ppb	0.1551	54.3	31.6277
Co 228.615	5.6930b	ppb	0.1120	2.0	70.0847
Cr 267.716	-0.5741b	ppb	0.0549	9.6	1.8860
Cu 324.754	2.5021b	ppb	0.0715	2.9	369.910
Fe 271.441	20.0276b	ppb	5.0806	25.4	148.428
K 766.491	46769.5xb	ppb	247.840	0.5	1793204
Mg 279.078	74214.1b	ppb	89.6272	0.1	168310
Mn 257.610	693.928b	ppb	0.7323	0.1	57375.3
Mo 202.032	162.198b	ppb	0.3757	0.2	1301.66
Na 330.237	1160939xb	ppb	475.631	0.0	60333.6
Ni 231.604	21.5497b	ppb	0.7967	3.7	59.9790
Pb 220.353	2.9485b	ppb	1.6986	57.6	37.6578
Sb 206.834	2.0206b	ppb	1.4624	72.4	6.9291
Se 196.026	166.510b	ppb	8.9541	5.4	103.199
Sn 189.925	-2.1816b	ppb	3.4585	158.5	-12.5607
Sr 216.596	6130.34xb	ppb	2.4722	0.0	77549.8
Ti 334.941	-0.0523b	ppb	0.0534	102.1	199.088
Tl 190.794	-2.2165b	ppb	2.0847	94.1	-20.8019
V 292.401	2.2441b	ppb	0.2353	10.5	14.8392
Zn 206.200	8.5790b	ppb	0.9201	10.7	13.4401

E05022013.wvq. All Data Report 5/3/2013, 3:45:46 PM

680-89603-a-8-a (Samp) 5/2/2013, 6:39:38 PM Rack 1, Tube 42

Weight: 1 Volume: 1 Dilution: 1

Label	Replicates Concentration		
Ag 328.068	-0.2138u	-0.1737u	-0.0392u
Al 308.215	515.274	509.449	510.196
As 188.980	43.6283	33.9955	34.8271
B 249.678	2000.05	1995.19	1998.20
Ba 389.178	84.7701	85.3427	84.6446
Be 313.042	0.0673	0.0602	0.0448
Ca 370.602	420013	420106	420189
Cd 226.502	0.3159	0.2914	-0.0239
Co 228.615	5.5470	5.0303	4.5298
Cr 267.716	13.3613	13.4886	13.2172
Cu 324.754	10.0819	10.5835	10.7850
Fe 271.441	2374.55	2367.20	2346.80
K 766.491	49997.7x	49367.3x	49576.2x
Mg 279.078	74044.2	73930.2	73573.7
Mn 257.610	451.068	446.512	445.534
Mo 202.032	254.047	253.038	252.747
Na 330.237	1349349x	1339446x	1336315x
Ni 231.604	23.4693	22.8703	25.6718
Pb 220.353	5.1294	1.5977	4.3511
Sb 206.834	2.4869u	4.9841	0.0046u
Se 196.026	173.332	186.677	166.081
Sn 189.925	-2.4327u	-5.5042u	-4.4319u
Sr 216.596	6297.61x	6278.37x	6249.64x
Ti 334.941	4.5152	4.5577	4.4615
Tl 190.794	-7.9118u	-1.4966u	-3.2853u
V 292.401	6.8734	7.0209	6.8140
Zn 206.200	6.3041	7.6648	8.5210

Label	Sol'n Conc.	Units	SD	%RSD	Int. (c/s)
Ag 328.068	-0.1423b	ppb	0.0915	64.3	-332.170
Al 308.215	511.640b	ppb	3.1692	0.6	2301.82
As 188.980	37.4836b	ppb	5.3377	14.2	15.8494
B 249.678	1997.81b	ppb	2.4537	0.1	26026.4
Ba 389.178	84.9192b	ppb	0.3722	0.4	2153.42
Be 313.042	0.0574b	ppb	0.0115	20.0	-327.975
Ca 370.602	420103b	ppb	87.94	0.0	1338001
Cd 226.502	0.1945b	ppb	0.1895	97.4	34.8360
Co 228.615	5.0357b	ppb	0.5086	10.1	58.0794
Cr 267.716	13.3557b	ppb	0.1358	1.0	728.653
Cu 324.754	10.4835b	ppb	0.3621	3.5	739.519
Fe 271.441	2362.85b	ppb	14.3783	0.6	4435.21
K 766.491	49647.1xb	ppb	321.085	0.6	1903518
Mg 279.078	73849.4b	ppb	245.475	0.3	167487
Mn 257.610	447.705b	ppb	2.9535	0.7	37142.6
Mo 202.032	253.277b	ppb	0.6825	0.3	2022.94
Na 330.237	1341703xb	ppb	6804.10	0.5	69717.1
Ni 231.604	24.0038b	ppb	1.4753	6.1	67.4353
Pb 220.353	3.6927b	ppb	1.8556	50.3	38.9671
Sb 206.834	2.4919b	ppb	2.4898	99.9	6.2419
Se 196.026	175.364b	ppb	10.4470	6.0	107.883
Sn 189.925	-4.1229b	ppb	1.5589	37.8	-14.4087
Sr 216.596	6275.21xb	ppb	24.1381	0.4	79380.0
Ti 334.941	4.5114b	ppb	0.0482	1.1	1579.31
Tl 190.794	-4.2313b	ppb	3.3105	78.2	-22.7764
V 292.401	6.9027b	ppb	0.1065	1.5	127.953
Zn 206.200	7.4966b	ppb	1.1180	14.9	61.9293

E05022013.wvq. All Data Report 5/3/2013, 3:45:46 PM

**680-89603-a-10-a (Samp)**                      **5/2/2013, 6:45:03 PM**                      **Rack 1, Tube 43**  
**Weight: 1**    **Volume: 1**    **Dilution: 1**

Label	Replicates Concentration		
Ag 328.068	-0.4238u	-0.0767u	0.1157u
Al 308.215	7502.37	7486.54	7520.20
As 188.980	94.1579	91.3165	96.7483
B 249.678	1932.78	1951.02	1956.39
Ba 389.178	121.467	123.725	120.872
Be 313.042	0.8859	0.8948	0.8798
Ca 370.602	422546	425757	426155
Cd 226.502	0.3691	0.3056	0.3885
Co 228.615	15.8933	15.3690	15.4549
Cr 267.716	89.3980	90.0336	89.7921
Cu 324.754	1.4363	1.3692	0.7381
Fe 271.441	12041.6	12075.7	12076.5
K 766.491	45134.9x	45147.8x	45050.7x
Mg 279.078	79081.3	79233.7	79365.3
Mn 257.610	2529.43	2551.20	2540.17
Mo 202.032	320.151	319.911	318.892
Na 330.237	1031517x	1033732x	1029692x
Ni 231.604	39.2738	40.7380	41.2493
Pb 220.353	4.1155	5.2555	5.6189
Sb 206.834	1.1563u	3.2592	1.3104u
Se 196.026	174.509	171.139	162.623
Sn 189.925	-6.1645u	-1.7591u	-5.3720u
Sr 216.596	6293.40x	6317.76x	6326.66x
Ti 334.941	2.3983	2.3493	2.2872
Tl 190.794	3.8393u	1.3942u	4.2067u
V 292.401	31.1700	30.4853	30.6688
Zn 206.200	18.0266	17.3533	17.2922

Label	Sol'n Conc.	Units	SD	%RSD	Int. (c/s)
Ag 328.068	-0.1282b	ppb	0.2734	213.2	-323.256
Al 308.215	7503.04b	ppb	16.8395	0.2	32611.1
As 188.980	94.0742b	ppb	2.7169	2.9	50.2329
B 249.678	1946.73b	ppb	12.3770	0.6	25351.0
Ba 389.178	122.022b	ppb	1.5050	1.2	3045.91
Be 313.042	0.8868b	ppb	0.0075	0.8	1243.13
Ca 370.602	424819b	ppb	1979	0.5	1352297
Cd 226.502	0.3544b	ppb	0.0434	12.2	75.8943
Co 228.615	15.5724b	ppb	0.2812	1.8	194.025
Cr 267.716	89.7412b	ppb	0.3208	0.4	4704.79
Cu 324.754	1.1812b	ppb	0.3852	32.6	316.190
Fe 271.441	12064.6b	ppb	19.9580	0.2	22189.0
K 766.491	45111.1xb	ppb	52.7397	0.1	1729629
Mg 279.078	79226.8b	ppb	142.155	0.2	179645
Mn 257.610	2540.27b	ppb	10.8829	0.4	209128
Mo 202.032	319.651b	ppb	0.6685	0.2	2548.08
Na 330.237	1031647xb	ppb	2023.42	0.2	53617.8
Ni 231.604	40.4204b	ppb	1.0254	2.5	117.175
Pb 220.353	4.9967b	ppb	0.7844	15.7	42.2163
Sb 206.834	1.9086b	ppb	1.1721	61.4	5.6340
Se 196.026	169.423b	ppb	6.1256	3.6	105.234
Sn 189.925	-4.4319b	ppb	2.3483	53.0	-14.8424
Sr 216.596	6312.61xb	ppb	17.2175	0.3	79854.9
Ti 334.941	2.3450b	ppb	0.0557	2.4	970.350
Tl 190.794	3.1467b	ppb	1.5288	48.6	-18.6182
V 292.401	30.7747b	ppb	0.3544	1.2	798.574
Zn 206.200	17.5574b	ppb	0.4075	2.3	28.7795

E05022013.wvq. All Data Report 5/3/2013, 3:45:46 PM

**680-89603-a-11-a (Samp)**      **5/2/2013, 6:50:28 PM**      **Rack 1, Tube 44****Weight: 1****Volume: 1****Dilution: 1**

Label	Replicates Concentration		
Ag 328.068	-0.1985u	-0.5614u	-0.3160u
Al 308.215	7869.33	7878.75	7869.06
As 188.980	74.1717	79.2900	60.6768
B 249.678	1937.09	1944.51	1956.21
Ba 389.178	101.774	102.055	102.014
Be 313.042	0.9535	0.9753	0.9796
Ca 370.602	460058	462465	463967
Cd 226.502	-0.0752	-0.1695	-0.0582
Co 228.615	8.8154	8.1782	8.7278
Cr 267.716	42.1941	42.6350	42.5387
Cu 324.754	71.6914	73.6667	72.6443
Fe 271.441	44548.8	44695.8	44803.5
K 766.491	49955.7x	50233.3x	50251.0x
Mg 279.078	77227.3	77253.0	77552.5
Mn 257.610	1044.03	1046.04	1054.91
Mo 202.032	287.495	287.793	288.747
Na 330.237	1320341x	1313537x	1312533x
Ni 231.604	42.2040	39.8821	43.2432
Pb 220.353	0.5408	5.4055	5.6392
Sb 206.834	4.4818	1.5855u	-1.5264u
Se 196.026	159.440	167.417	161.831
Sn 189.925	-5.7236u	-0.0089	-1.7241u
Sr 216.596	6597.82x	6598.64x	6628.19x
Ti 334.941	18.8215	18.8085	18.9261
Tl 190.794	-3.4802u	0.0904u	-2.0322u
V 292.401	13.8968	14.3018	14.6969
Zn 206.200	9.1235	11.8864	11.6873

Label	Sol'n Conc.	Units	SD	%RSD	Int. (c/s)
Ag 328.068	-0.3586b	ppb	0.1852	51.6	-362.429
Al 308.215	7872.38b	ppb	5.5194	0.1	34209.0
As 188.980	71.3795b	ppb	9.6156	13.5	36.3946
B 249.678	1945.94b	ppb	9.6382	0.5	25298.7
Ba 389.178	101.948b	ppb	0.1521	0.1	2619.45
Be 313.042	0.9694b	ppb	0.0140	1.4	1382.41
Ca 370.602	462163b	ppb	1972	0.4	1468565
Cd 226.502	-0.1010b	ppb	0.0599	59.4	166.127
Co 228.615	8.5738b	ppb	0.3454	4.0	102.200
Cr 267.716	42.4559b	ppb	0.2318	0.5	2254.19
Cu 324.754	72.6675b	ppb	0.9878	1.4	3608.99
Fe 271.441	44682.7b	ppb	127.875	0.3	81870.3
K 766.491	50146.7xb	ppb	165.643	0.3	1922669
Mg 279.078	77344.2b	ppb	180.789	0.2	175408
Mn 257.610	1048.33b	ppb	5.7908	0.6	86551.0
Mo 202.032	288.012b	ppb	0.6543	0.2	2295.73
Na 330.237	1315470xb	ppb	4247.95	0.3	68342.3
Ni 231.604	41.7764b	ppb	1.7209	4.1	122.038
Pb 220.353	3.8619b	ppb	2.8785	74.5	39.5630
Sb 206.834	1.5136b	ppb	3.0048	198.5	6.0061
Se 196.026	162.896b	ppb	4.0937	2.5	101.259
Sn 189.925	-2.4855b	ppb	2.9324	118.0	-12.7715
Sr 216.596	6608.21xb	ppb	17.3013	0.3	83612.5
Ti 334.941	18.8520b	ppb	0.0644	0.3	5993.12
Tl 190.794	-1.8073b	ppb	1.7959	99.4	-23.4756
V 292.401	14.2985b	ppb	0.4001	2.8	332.129
Zn 206.200	10.8991b	ppb	1.5409	14.1	21.8957

E05022013.vvq. All Data Report 5/3/2013, 3:45:46 PM

680-89603-a-12-a (Samp) 5/2/2013, 6:55:54 PM Rack 1, Tube 45

Weight: 1

Volume: 1

Dilution: 1

Label	Replicates Concentration		
Ag 328.068	-0.2005u	-0.2263u	0.1075u
Al 308.215	7905.69	7907.12	7935.11
As 188.980	57.7040	69.3372	69.1401
B 249.678	1851.42	1858.03	1872.42
Ba 389.178	100.076	99.9600	101.905
Be 313.042	1.0167	1.0135	1.0143
Ca 370.602	463320	461448	464071
Cd 226.502	-0.2384	0.0535	-0.0528
Co 228.615	8.2182	8.1395	7.5146
Cr 267.716	42.5796	42.4914	42.4006
Cu 324.754	78.9597	80.7030	80.8693
Fe 271.441	42305.4	42255.8	42420.3
K 766.491	55331.2x	55404.1x	55912.4x
Mg 279.078	77411.5	77221.5	77429.7
Mn 257.610	898.918	897.369	903.449
Mo 202.032	274.197	274.235	273.903
Na 330.237	1675668x	1682083x	1694201x
Ni 231.604	38.4664	38.9863	38.7168
Pb 220.353	4.9252	2.4772	7.9495
Sb 206.834	-0.2993u	0.9840u	7.7870
Se 196.026	177.827	175.093	172.377
Sn 189.925	-2.9661u	-1.3744u	-3.0047u
Sr 216.596	6627.12x	6604.10x	6619.88x
Ti 334.941	18.0749	18.0408	18.1324
Tl 190.794	-1.1409u	-3.4544u	-0.6412u
V 292.401	13.6872	13.2903	13.3078
Zn 206.200	9.2727	12.2707	7.9727

Label	Sol'n Conc.	Units	SD	%RSD	Int. (c/s)
Ag 328.068	-0.1064b	ppb	0.1857	174.5	-343.085
Al 308.215	7915.98b	ppb	16.5896	0.2	34396.6
As 188.980	65.3938b	ppb	6.6602	10.2	32.7790
B 249.678	1860.62b	ppb	10.7383	0.6	24194.5
Ba 389.178	100.647b	ppb	1.0911	1.1	2585.66
Be 313.042	1.0148b	ppb	0.0016	0.2	1427.76
Ca 370.602	462946b	ppb	1351	0.3	1471248
Cd 226.502	-0.0792b	ppb	0.1477	186.4	156.808
Co 228.615	7.9574b	ppb	0.3855	4.8	94.7128
Cr 267.716	42.4905b	ppb	0.0895	0.2	2261.67
Cu 324.754	80.1773b	ppb	1.0578	1.3	3953.05
Fe 271.441	42327.2b	ppb	84.4083	0.2	77560.2
K 766.491	55549.2xb	ppb	316.636	0.6	2129780
Mg 279.078	77354.3b	ppb	115.301	0.1	175432
Mn 257.610	899.912b	ppb	3.1595	0.4	74351.6
Mo 202.032	274.112b	ppb	0.1814	0.1	2185.77
Na 330.237	1683984xb	ppb	9411.69	0.6	87474.1
Ni 231.604	38.7232b	ppb	0.2600	0.7	112.774
Pb 220.353	5.1173b	ppb	2.7412	53.6	42.1049
Sb 206.834	2.8239b	ppb	4.3458	153.9	7.7597
Se 196.026	175.099b	ppb	2.7252	1.6	107.780
Sn 189.925	-2.4484b	ppb	0.9303	38.0	-12.5810
Sr 216.596	6617.03xb	ppb	11.7736	0.2	83723.5
Ti 334.941	18.0827b	ppb	0.0463	0.3	5726.53
Tl 190.794	-1.7455b	ppb	1.5008	86.0	-23.0322
V 292.401	13.4284b	ppb	0.2243	1.7	307.041
Zn 206.200	9.8387b	ppb	2.2042	22.4	19.9458

E05022013.vvq. All Data Report 5/3/2013, 3:45:46 PM

**680-89603-a-13-a (Samp) 5/2/2013, 7:01:19 PM Rack 1, Tube 46****Weight: 1****Volume: 1****Dilution: 1**

Label	Replicates Concentration		
Ag 328.068	-0.3227u	-0.0727u	-0.5779u
Al 308.215	8002.84	7985.09	8048.05
As 188.980	75.1021	72.2080	70.5790
B 249.678	1910.19	1910.64	1922.35
Ba 389.178	116.742	116.393	117.520
Be 313.042	1.0342	1.0405	1.0332
Ca 370.602	492215	491442	493871
Cd 226.502	0.1661	0.2471	0.5201
Co 228.615	8.6272	7.3404	7.5073
Cr 267.716	42.9748	43.1126	43.3201
Cu 324.754	80.6458	80.0072	79.1205
Fe 271.441	43528.1	43502.3	43589.3
K 766.491	67761.0x	67401.5x	67876.7x
Mg 279.078	82052.4	81869.4	82012.1
Mn 257.610	871.811	869.724	869.892
Mo 202.032	276.760	277.113	277.117
Na 330.237	2388125x	2388036x	2364812x
Ni 231.604	34.7367	35.3065	36.8480
Pb 220.353	7.2283	3.3317	3.5803
Sb 206.834	6.3288	2.7729	4.9762
Se 196.026	181.819	184.598	177.461
Sn 189.925	-2.5766u	-3.0512u	-6.2536u
Sr 216.596	7222.76x	7235.41x	7240.02x
Ti 334.941	15.6819	15.4915	15.6794
Tl 190.794	-7.5407u	-5.1968u	-6.6032u
V 292.401	13.9605	13.5097	14.5332
Zn 206.200	12.0233	8.1183	9.6296

Label	Sol'n Conc.	Units	SD	%RSD	Int. (c/s)
Ag 328.068	-0.3244b	ppb	0.2526	77.9	-390.496
Al 308.215	8011.99b	ppb	32.4666	0.4	34813.1
As 188.980	72.6297b	ppb	2.2909	3.2	37.4199
B 249.678	1914.40b	ppb	6.8933	0.4	24890.8
Ba 389.178	116.885b	ppb	0.5773	0.5	2977.86
Be 313.042	1.0360b	ppb	0.0040	0.4	1397.99
Ca 370.602	492510b	ppb	1241	0.3	1565313
Cd 226.502	0.3111b	ppb	0.1855	59.6	172.572
Co 228.615	7.8250b	ppb	0.6998	8.9	92.7344
Cr 267.716	43.1358b	ppb	0.1738	0.4	2308.50
Cu 324.754	79.9245b	ppb	0.7660	1.0	3941.85
Fe 271.441	43539.9b	ppb	44.6733	0.1	79779.1
K 766.491	67679.7xb	ppb	247.800	0.4	2594809
Mg 279.078	81978.0b	ppb	96.1642	0.1	185918
Mn 257.610	870.476b	ppb	1.1597	0.1	71946.2
Mo 202.032	276.997b	ppb	0.2050	0.1	2208.55
Na 330.237	2380324xb	ppb	13433.8	0.6	123624
Ni 231.604	35.6304b	ppb	1.0923	3.1	103.477
Pb 220.353	4.7135b	ppb	2.1815	46.3	41.2723
Sb 206.834	4.6926b	ppb	1.7948	38.2	10.0033
Se 196.026	181.293b	ppb	3.5974	2.0	111.095
Sn 189.925	-3.9605b	ppb	2.0000	50.5	-13.7799
Sr 216.596	7232.73xb	ppb	8.9394	0.1	91510.0
Ti 334.941	15.6176b	ppb	0.1092	0.7	4937.12
Tl 190.794	-6.4469b	ppb	1.1797	18.3	-28.1915
V 292.401	14.0011b	ppb	0.5130	3.7	317.135
Zn 206.200	9.9237b	ppb	1.9691	19.8	202146

E05022013.vvq. All Data Report 5/3/2013, 3:45:46 PM

680-89701-b-8-a (Samp) 5/2/2013, 7:06:45 PM Rack 1, Tube 47

Weight: 1 Volume: 1 Dilution: 1

Label	Replicates Concentration		
Ag 328.068	0.2218	-0.1551u	-0.0958u
Al 308.215	10.5502	9.5892	11.5965
As 188.980	3.8842	5.2857	2.7850
B 249.678	63.3627	60.5403	58.3767
Ba 389.178	23.7926	22.8200	23.9516
Be 313.042	0.0240	0.0307	0.0267
Ca 370.602	3877	3871	3895
Cd 226.502	0.2755	0.2173	0.2287
Co 228.615	0.5649	0.7578	0.9745
Cr 267.716	0.1800	0.2451	0.2072
Cu 324.754	1.4325	0.6933	1.1900
Fe 271.441	13.9600	18.3566	13.3673
K 766.491	830.105	825.880	828.132
Mg 279.078	1537.49	1538.11	1542.45
Mn 257.610	14.1143	14.0595	14.1333
Mo 202.032	0.3775	0.1708	0.5333
Na 330.237	3898.32	3839.41	3865.47
Ni 231.604	0.4570	1.3032	1.1066
Pb 220.353	1.3563	-1.5206u	-0.6275u
Sb 206.834	-1.7326u	-1.2540u	-1.1957u
Se 196.026	-1.6720u	-1.8671u	-12.5350u
Sn 189.925	0.5969	-0.8323u	-3.1183u
Sr 216.596	16.6606	15.9065	15.7487
Ti 334.941	0.0462	0.0618	0.0415
Tl 190.794	-0.3473u	0.8057	1.1454
V 292.401	-0.0954u	-0.0466u	0.3930
Zn 206.200	17.7613	17.0314	18.2974

Label	Sol'n Conc.	Units	SD	%RSD	Int. (c/s)
Ag 328.068	-0.0097	ppb	0.2027	2091.5	-26.3873
Al 308.215	10.5786	ppb	1.0039	9.5	105.087
As 188.980	3.9850	ppb	1.2534	31.5	-7.8826
B 249.678	60.7599	ppb	2.5003	4.1	890.358
Ba 389.178	23.5214	ppb	0.6126	2.6	529.048
Be 313.042	0.0271	ppb	0.0034	12.5	-332.071
Ca 370.602	3881	ppb	12.55	0.3	12391
Cd 226.502	0.2405	ppb	0.0308	12.8	35.6205
Co 228.615	0.7657	ppb	0.2050	26.8	11.3166
Cr 267.716	0.2108	ppb	0.0327	15.5	17.5949
Cu 324.754	1.1053	ppb	0.3768	34.1	301.686
Fe 271.441	15.2280	ppb	2.7256	17.9	138.675
K 766.491	828.039	ppb	2.1143	0.3	32014.9
Mg 279.078	1539.35	ppb	2.7041	0.2	3526.23
Mn 257.610	14.1024	ppb	0.0383	0.3	1299.72
Mo 202.032	0.3606	ppb	0.1819	50.4	19.8138
Na 330.237	3867.73	ppb	29.5241	0.8	265.292
Ni 231.604	0.9556	ppb	0.4428	46.3	-2.1254
Pb 220.353	-0.2639	ppb	1.4725	557.9	31.1988
Sb 206.834	-1.3941	ppb	0.2946	21.1	5.4462
Se 196.026	-5.3580	ppb	6.2162	116.0	10.6821
Sn 189.925	-1.1179	ppb	1.8740	167.6	-12.1841
Sr 216.596	16.1053	ppb	0.4874	3.0	225.967
Ti 334.941	0.0498	ppb	0.0106	21.3	-31.0444
Tl 190.794	0.5346	ppb	0.7824	146.4	-16.6114
V 292.401	0.0837	ppb	0.2690	321.5	-5.9757
Zn 206.200	17.6967	ppb	0.6355	35.9	27.9615



E05022013.vvq. All Data Report 5/3/2013, 3:45:46 PM

**680-89701-b-8-b ms (Samp) 5/2/2013, 7:12:12 PM Rack 1, Tube 48****Weight: 1****Volume: 1****Dilution: 1**

Label	Replicates Concentration		
Ag 328.068	48.9327	48.4487	48.8744
Al 308.215	4850.98	4814.84	4835.78
As 188.980	103.542	104.458	98.0313
B 249.678	226.036	225.451	224.624
Ba 389.178	125.259	124.281	123.871
Be 313.042	52.2372	51.9586	51.9503
Ca 370.602	8622	8561	8576
Cd 226.502	51.0563	51.0434	50.8061
Co 228.615	51.5443	51.4998	51.0581
Cr 267.716	102.525	102.323	102.128
Cu 324.754	106.377	105.217	106.271
Fe 271.441	4825.08	4782.98	4779.04
K 766.491	5689.74	5665.98	5661.68
Mg 279.078	6310.86	6272.45	6284.49
Mn 257.610	531.617	532.875	528.322
Mo 202.032	101.975	100.382	99.1414
Na 330.237	8602.24	8740.78	8678.92
Ni 231.604	100.357	101.033	102.960
Pb 220.353	48.4681	47.0222	49.6116
Sb 206.834	45.0945	42.8387	47.6200
Se 196.026	91.2810	87.3295	94.4826
Sn 189.925	188.273	189.328	191.253
Sr 216.596	115.315	115.087	114.842
Ti 334.941	97.4838	97.0900	96.8224
Tl 190.794	40.4843	40.4268	41.2047
V 292.401	99.1720	98.6552	98.6552
Zn 206.200	115.921	114.757	115.234

Label	Sol'n Conc.	Units	SD	%RSD	Int. (c/s)
Ag 328.068	48.7519	ppb	0.2642	0.5	3833.08
Al 308.215	4833.87	ppb	18.1449	0.4	21019.4
As 188.980	102.010	ppb	3.4763	3.4	51.7552
B 249.678	225.370	ppb	0.7095	0.3	3020.51
Ba 389.178	124.470	ppb	0.7129	0.6	2900.17
Be 313.042	52.0487	ppb	0.1633	0.3	96579.8
Ca 370.602	8586	ppb	31.69	0.4	27024
Cd 226.502	50.9686	ppb	0.1409	0.3	2077.73
Co 228.615	51.3674	ppb	0.2688	0.5	676.170
Cr 267.716	102.325	ppb	0.1986	0.2	5327.15
Cu 324.754	105.955	ppb	0.6415	0.6	5122.15
Fe 271.441	4795.70	ppb	25.5180	0.5	8895.17
K 766.491	5672.47	ppb	15.1105	0.3	217729
Mg 279.078	6289.27	ppb	19.6467	0.3	14287.4
Mn 257.610	530.938	ppb	2.3510	0.4	43789.8
Mo 202.032	100.500	ppb	1.4205	1.4	812.515
Na 330.237	8673.98	ppb	69.4019	0.8	511.866
Ni 231.604	101.450	ppb	1.3508	1.3	301.044
Pb 220.353	48.3673	ppb	1.2976	2.7	130.191
Sb 206.834	45.1844	ppb	2.3919	5.3	61.8748
Se 196.026	91.0311	ppb	3.5831	3.9	62.5949
Sn 189.925	189.618	ppb	1.5113	0.8	177.513
Sr 216.596	115.081	ppb	0.2368	0.2	1473.68
Ti 334.941	97.1320	ppb	0.3327	0.3	29703.9
Tl 190.794	40.7053	ppb	0.4334	1.1	26.2725
V 292.401	98.8275	ppb	0.2984	0.3	2808.69
Zn 206.200	115.304	ppb	0.5851	0.5	183.637

E05022013.vvq. All Data Report 5/3/2013, 3:45:46 PM

Cont Calib Verif (CCV) 5/2/2013, 7:17:37 PM Rack 1, Tube 49  
 Weight: 1 Volume: 1 Dilution: 1

Label	Replicates Concentration		
Ag 328.068	481.804	479.314	478.935
Al 308.215	4794.75	4784.11	4766.71
As 188.980	481.001	476.316	481.387
B 249.678	502.298	500.676	499.916
Ba 389.178	4969.28	4962.33	4949.68
Be 313.042	498.151	496.217	495.655
Ca 370.602	4869	4846	4847
Cd 226.502	494.565	493.186	494.250
Co 228.615	502.263	501.057	502.221
Cr 267.716	4971.60	4953.58	4958.31
Cu 324.754	5065.50	5005.19	5006.23
Fe 271.441	4765.61	4747.76	4756.31
K 766.491	9993.59	9964.07	9980.14
Mg 279.078	4776.59	4761.27	4755.00
Mn 257.610	5008.40	4981.92	5017.91
Mo 202.032	485.504	484.624	486.203
Na 330.237	6737.70	6921.89	6897.82
Ni 231.604	2501.87	2487.76	2488.08
Pb 220.353	470.354	471.632	475.606
Sb 206.834	914.177	912.663	909.835
Se 196.026	4762.59	4740.60	4760.80
Sn 189.925	4823.81	4797.36	4774.65
Sr 216.596	2425.22	2416.51	2413.64
Ti 334.941	478.971	478.007	478.814
Tl 190.794	4824.08	4804.54	4826.79
V 292.401	4796.70	4785.75	4790.47
Zn 206.200	2473.59	2462.53	2450.11

Label	Sol'n Conc.	Units	SD	%RSD	Int. (c/s)	QC Value
Ag 328.068	480.018	ppb	1.5588	0.3	37925.1	96.00355
Al 308.215	4781.86	ppb	14.1542	0.3	20769.0	95.63718
As 188.980	479.568	ppb	2.8226	0.6	281.461	95.91358
B 249.678	500.964	ppb	1.2168	0.2	6597.11	20.03855Q
Ba 389.178	4960.43	ppb	9.9355	0.2	115540	99.20859
Be 313.042	496.674	ppb	1.3093	0.3	924801	99.33477
Ca 370.602	4854	ppb	13.02	0.3	15377	97.08588
Cd 226.502	494.000	ppb	0.7225	0.1	19771.1	98.80009
Co 228.615	501.847	ppb	0.6845	0.1	6613.63	100.36941
Cr 267.716	4961.17	ppb	9.3437	0.2	257819	99.22332
Cu 324.754	5025.64	ppb	34.5202	0.7	231136	100.51279
Fe 271.441	4756.56	ppb	8.9252	0.2	8945.27	95.13122
K 766.491	9979.27	ppb	14.7821	0.1	382832	99.79268
Mg 279.078	4764.29	ppb	11.1068	0.2	10751.4	95.28580
Mn 257.610	5002.74	ppb	18.6499	0.4	411263	100.05487
Mo 202.032	485.443	ppb	0.7913	0.2	3851.85	97.08867
Na 330.237	6852.47	ppb	100.121	1.5	396.760	91.36628
Ni 231.604	2492.57	ppb	8.0570	0.3	7511.79	99.70293
Pb 220.353	472.530	ppb	2.7389	0.6	993.776	94.50604
Sb 206.834	912.225	ppb	2.2037	0.2	1164.03	91.22249
Se 196.026	4754.66	ppb	12.2122	0.3	2569.22	95.09325
Sn 189.925	4798.61	ppb	24.6044	0.5	4761.30	95.97212
Sr 216.596	2418.46	ppb	6.0316	0.2	30524.1	96.73837
Ti 334.941	478.597	ppb	0.5170	0.1	146440	95.71950
Tl 190.794	4818.47	ppb	12.1391	0.3	5249.52	96.36943
V 292.401	4790.98	ppb	5.4925	0.1	137373	95.81950
Zn 206.200	2462.08	ppb	11.7444	0.5	3906.43	98.48309

E05022013.vvq. All Data Report 5/3/2013, 3:45:46 PM

Cont Calib Blank (CCB)                      5/2/2013, 7:23:01 PM                      Rack 1, Tube 50  
 Weight: 1    Volume: 1    Dilution: 1

Label	Replicates Concentration		
Ag 328.068	0.1841	-0.3194u	-0.2184u
Al 308.215	-1.2941u	1.2736	-4.1524u
As 188.980	5.1198	5.6722	9.2472
B 249.678	19.1246	18.6197	17.1033
Ba 389.178	0.6134	1.0798	0.3640
Be 313.042	0.0433	0.0369	0.0270
Ca 370.602	-2.903u	-3.158u	-1.741u
Cd 226.502	0.0804	0.1023	0.0635
Co 228.615	0.6084	0.8236	0.7116
Cr 267.716	0.5517	0.2965	0.2226
Cu 324.754	0.0732	0.5496	0.5451
Fe 271.441	-5.6806u	-0.7645u	0.0081
K 766.491	3.3909	3.0477	2.4715
Mg 279.078	-2.0854u	0.4107	-0.0017u
Mn 257.610	0.2991	0.3501	0.2322
Mo 202.032	0.6532	0.3256	0.3331
Na 330.237	148.456	108.453	36.3170
Ni 231.604	0.1285	-0.1521u	0.3751
Pb 220.353	-0.1529u	0.5944	-0.7038u
Sb 206.834	6.6894	4.7141	7.3179
Se 196.026	1.4135	-6.0110u	-8.3341u
Sn 189.925	-2.1017u	-1.4074u	-1.3479u
Sr 216.596	-0.1381u	0.1435	0.0773
Ti 334.941	0.1428	0.0995	0.0886
Tl 190.794	1.1347	1.5103	-0.0958u
V 292.401	0.6330	0.3662	0.1023
Zn 206.200	0.5522	0.2930	0.8861

Label	Sol'n Conc.	Units	SD	%RSD	Int. (c/s)	QC Value
Ag 328.068	-0.1179	ppb	0.2664	225.9	-34.2290	-0.11794
Al 308.215	-1.3909	ppb	2.7143	195.1	53.1924	-1.39094
As 188.980	6.6797	ppb	2.2406	33.5	-6.2741	6.67972
B 249.678	18.2825	ppb	1.0520	5.8	339.109	18.28251
Ba 389.178	0.6857	ppb	0.3633	53.0	-6.8721	0.68573
Be 313.042	0.0357	ppb	0.0082	23.0	-316.774	0.03574
Ca 370.602	-2.601	ppb	0.7553	29.0	21.27	-2.60066
Cd 226.502	0.0821	ppb	0.0195	23.7	29.2369	0.08208
Co 228.615	0.7145	ppb	0.1076	15.1	10.6494	0.71454
Cr 267.716	0.3569	ppb	0.1727	48.4	25.0478	0.35693
Cu 324.754	0.3893	ppb	0.2737	70.3	268.780	0.38932
Fe 271.441	-2.1457	ppb	3.0856	143.8	106.882	-2.14566
K 766.491	2.9700	ppb	0.4646	15.6	385.464	2.97003
Mg 279.078	-0.5588	ppb	1.3381	239.5	34.6109	-0.55877
Mn 257.610	0.2938	ppb	0.0591	20.1	160.499	0.29382
Mo 202.032	0.4373	ppb	0.1870	42.8	20.4223	0.43734
Na 330.237	97.7419	ppb	56.8316	58.1	69.7101	97.74187
Ni 231.604	0.1172	ppb	0.2638	225.1	-4.6542	0.11716
Pb 220.353	-0.0874	ppb	0.6516	745.4	31.5543	-0.08742
Sb 206.834	6.2405	ppb	1.3587	21.8	14.6561	6.24046
Se 196.026	-4.3106	ppb	5.0914	118.1	11.2411	-4.31055
Sn 189.925	-1.6190	ppb	0.4191	25.9	-12.6859	-1.61899
Sr 216.596	0.0276	ppb	0.1472	534.0	22.3066	0.02757
Ti 334.941	0.1103	ppb	0.0287	26.0	-19.8103	0.11031
Tl 190.794	0.8497	ppb	0.8401	98.9	-16.2426	0.84972
V 292.401	0.3672	ppb	0.2653	72.3	2.2028	0.36718
Zn 206.200	0.5771	ppb	0.2973	51.5	30.6910	0.57710

E05022013.vvq. All Data Report 5/3/2013, 3:45:46 PM

**680-89701-b-8-c msd (Samp) 5/2/2013, 7:28:25 PM Rack 1, Tube 51****Weight: 1****Volume: 1****Dilution: 1**

Label	Replicates Concentration		
Ag 328.068	48.1579	49.4202	49.1020
Al 308.215	4870.56	4873.70	4870.71
As 188.980	98.6496	115.129	96.9483
B 249.678	211.768	214.472	213.564
Ba 389.178	126.671	125.528	125.822
Be 313.042	51.4845	51.5633	51.6005
Ca 370.602	8672	8703	8705
Cd 226.502	51.1287	51.2963	51.1721
Co 228.615	51.1934	51.0242	52.0754
Cr 267.716	101.606	101.836	102.082
Cu 324.754	105.147	103.939	104.010
Fe 271.441	4789.15	4811.78	4820.88
K 766.491	5882.18	5905.32	5910.84
Mg 279.078	6386.38	6379.21	6399.54
Mn 257.610	525.710	526.903	529.408
Mo 202.032	100.070	99.7591	99.6882
Na 330.237	8444.47	8527.63	8551.11
Ni 231.604	99.6657	102.343	100.814
Pb 220.353	45.5472	47.2260	49.8770
Sb 206.834	51.5180	50.8781	45.7187
Se 196.026	97.5844	101.859	99.2708
Sn 189.925	192.703	193.557	188.513
Sr 216.596	114.975	114.835	114.618
Ti 334.941	96.6322	96.8974	97.1308
Tl 190.794	41.2723	40.0312	41.8549
V 292.401	98.2446	98.7766	98.5617
Zn 206.200	116.127	118.058	115.348

Label	Sol'n Conc.	Units	SD	%RSD	Int. (c/s)
Ag 328.068	48.8933	ppb	0.6565	1.3	3844.30
Al 308.215	4871.66	ppb	1.7698	0.0	21183.1
As 188.980	103.575	ppb	10.0414	9.7	52.7088
B 249.678	213.268	ppb	1.3759	0.6	2863.44
Ba 389.178	126.007	ppb	0.5936	0.5	2936.22
Be 313.042	51.5494	ppb	0.0593	0.1	95649.7
Ca 370.602	8693	ppb	18.57	0.2	27364
Cd 226.502	51.1990	ppb	0.0870	0.2	2086.95
Co 228.615	51.4310	ppb	0.5644	1.1	677.028
Cr 267.716	101.841	ppb	0.2377	0.2	5301.99
Cu 324.754	104.365	ppb	0.6779	0.6	5049.08
Fe 271.441	4807.27	ppb	16.3372	0.3	8916.34
K 766.491	5899.45	ppb	15.2074	0.3	226430
Mg 279.078	6388.38	ppb	10.3138	0.2	14512.2
Mn 257.610	527.340	ppb	1.8871	0.4	43494.5
Mo 202.032	99.8391	ppb	0.2031	0.2	807.284
Na 330.237	8507.74	ppb	56.0313	0.7	503.229
Ni 231.604	100.941	ppb	1.3433	1.3	299.509
Pb 220.353	47.5501	ppb	2.1830	4.6	128.529
Sb 206.834	49.3716	ppb	3.1796	6.4	66.9282
Se 196.026	99.5715	ppb	2.1532	2.2	67.1830
Sn 189.925	191.591	ppb	2.6996	1.4	179.476
Sr 216.596	114.809	ppb	0.1797	0.2	1470.29
Ti 334.941	96.8868	ppb	0.2495	0.3	29629.4
Tl 190.794	41.0528	ppb	0.9314	2.3	26.6527
V 292.401	98.5276	ppb	0.2676	0.3	2800.28
Zn 206.200	116.511	ppb	1.3954	1.2	185.561

E05022013.vvq. All Data Report 5/3/2013, 3:45:46 PM

**mb 680-274668/1-a (Samp)**      **5/2/2013, 7:33:49 PM**      **Rack 1, Tube 52**  
**Weight: 1**      **Volume: 1**      **Dilution: 1**

Label	Replicates Concentration		
Ag 328.068	0.0413	0.1846	0.0101
Al 308.215	-0.7054u	0.2277	0.5923
As 188.980	3.3728	2.1388	-0.9111u
B 249.678	10.2854	9.5970	10.0692
Ba 389.178	0.3486	0.2083	0.5420
Be 313.042	0.0176	0.0058	0.0166
Ca 370.602	-4.284u	-2.561u	-5.245u
Cd 226.502	0.0150	0.0970	-0.0281u
Co 228.615	0.7677	0.7443	0.7128
Cr 267.716	-0.2584u	0.0741	0.0260
Cu 324.754	-0.1905u	0.2333	-0.1861u
Fe 271.441	-5.7116u	-4.7038u	-10.6896u
K 766.491	5.8092	5.5073	5.9689
Mg 279.078	-2.4842u	4.9796	0.5622
Mn 257.610	-0.0992u	0.0403	-0.0845u
Mo 202.032	0.1279	0.6693	0.0296
Na 330.237	31.5828	-17.9948u	-54.7212u
Ni 231.604	-0.8294u	0.2495	-0.1703u
Pb 220.353	-0.6191u	-0.7863u	-4.0976u
Sb 206.834	-0.9376u	-1.6174u	0.1021
Se 196.026	-7.4305u	-4.8934u	-8.7036u
Sn 189.925	-2.2469u	-1.0576u	-2.7219u
Sr 216.596	-0.3274u	-0.3569u	-0.3027u
Ti 334.941	0.0536	0.0530	0.0143
Tl 190.794	3.8462	-0.3883u	1.5873
V 292.401	-0.3589u	-0.1265u	0.1970
Zn 206.200	-0.4834u	0.9905	0.1363

Label	Sol'n Conc.	Units	SD	%RSD	Int. (c/s)
Ag 328.068	0.0787	ppb	0.0931	118.3	-18.6485
Al 308.215	0.0382	ppb	0.6693	1752.2	59.3827
As 188.980	1.5335	ppb	2.2052	143.8	-9.4067
B 249.678	9.9838	ppb	0.3520	3.5	231.414
Ba 389.178	0.3663	ppb	0.1676	45.7	-14.3149
Be 313.042	0.0133	ppb	0.0065	49.0	-358.450
Ca 370.602	-4.030	ppb	1.360	33.7	16.98
Cd 226.502	0.0279	ppb	0.0636	227.4	27.0638
Co 228.615	0.7416	ppb	0.0276	3.7	11.0062
Cr 267.716	-0.0528	ppb	0.1797	340.6	3.7571
Cu 324.754	-0.0478	ppb	0.2434	509.3	248.697
Fe 271.441	-7.0350	ppb	3.2049	45.6	97.9350
K 766.491	5.7618	ppb	0.2344	4.1	492.489
Mg 279.078	1.0192	ppb	3.7528	368.2	38.1927
Mn 257.610	-0.0478	ppb	0.0767	160.4	132.427
Mo 202.032	0.2756	ppb	0.3445	125.0	19.1422
Na 330.237	-13.7110	ppb	43.3112	315.9	63.9278
Ni 231.604	-0.2501	ppb	0.5438	217.5	-5.7617
Pb 220.353	-1.8343	ppb	1.9618	107.0	27.9983
Sb 206.834	-0.8177	ppb	0.8660	105.9	6.1408
Se 196.026	-7.0092	ppb	1.9397	27.7	9.7913
Sn 189.925	-2.0088	ppb	0.8573	42.7	-13.0737
Sr 216.596	-0.3290	ppb	0.0271	8.2	17.8069
Ti 334.941	0.0403	ppb	0.0225	55.9	-41.2163
Tl 190.794	1.6817	ppb	2.1188	126.0	-15.3318
V 292.401	-0.0962	ppb	0.2792	290.3	-11.0755
Zn 206.200	0.2145	ppb	0.7400	345.1	0.1142

E05022013.vvq. All Data Report 5/3/2013, 3:45:46 PM

ics 680-274668/3-a (Samp)      5/2/2013, 7:39:13 PM      Rack 1, Tube 53  
 Weight: 1      Volume: 1      Dilution: 1

Label	Replicates Concentration		
Ag 328.068	49.0441	48.8539	48.4572
Al 308.215	4776.95	4797.24	4828.99
As 188.980	103.732	102.514	99.2801
B 249.678	194.705	196.073	196.686
Ba 389.178	100.662	101.587	101.477
Be 313.042	50.9143	51.2365	51.2755
Ca 370.602	4737	4765	4786
Cd 226.502	50.7407	51.0685	51.0682
Co 228.615	50.9203	51.3068	51.8929
Cr 267.716	101.114	101.784	101.867
Cu 324.754	101.569	102.726	101.893
Fe 271.441	4731.65	4788.67	4778.80
K 766.491	5020.15	5051.49	5049.10
Mg 279.078	4767.81	4821.04	4827.90
Mn 257.610	509.714	516.074	512.126
Mo 202.032	96.6957	98.5401	98.1184
Na 330.237	4652.29	4703.09	4640.21
Ni 231.604	98.1045	99.7736	101.432
Pb 220.353	46.3586	50.0515	48.4840
Sb 206.834	46.3971	45.2083	47.5003
Se 196.026	86.0455	98.5546	95.0663
Sn 189.925	190.239	191.305	189.075
Sr 216.596	97.8410	98.5149	98.7591
Ti 334.941	95.9888	96.6713	96.5812
Tl 190.794	38.7479	36.6985	43.5260
V 292.401	97.2870	98.4015	98.0552
Zn 206.200	98.2420	100.316	100.687

Label	Sol'n Conc.	Units	SD	%RSD	Int. (c/s)
Ag 328.068	48.7850	ppb	0.2995	0.6	3836.44
Al 308.215	4801.06	ppb	26.2317	0.5	20877.0
As 188.980	101.842	ppb	2.3006	2.3	51.6217
B 249.678	195.822	ppb	1.0141	0.5	2637.06
Ba 389.178	101.242	ppb	0.5055	0.5	2355.23
Be 313.042	51.1421	ppb	0.1982	0.4	94890.1
Ca 370.602	4763	ppb	24.62	0.5	14846
Cd 226.502	50.9591	ppb	0.1891	0.4	2077.27
Co 228.615	51.3733	ppb	0.4897	1.0	676.306
Cr 267.716	101.588	ppb	0.4129	0.4	5288.69
Cu 324.754	102.062	ppb	0.5973	0.6	4943.25
Fe 271.441	4766.37	ppb	30.4776	0.6	8841.50
K 766.491	5040.25	ppb	17.4426	0.3	193492
Mg 279.078	4805.58	ppb	32.8953	0.7	10923.4
Mn 257.610	512.638	ppb	3.2105	0.6	42281.7
Mo 202.032	97.7847	ppb	0.9664	1.0	791.014
Na 330.237	4665.20	ppb	33.3690	0.7	303.888
Ni 231.604	99.7701	ppb	1.6639	1.7	295.977
Pb 220.353	48.2980	ppb	1.8535	3.8	130.049
Sb 206.834	46.3685	ppb	1.1463	2.5	63.3197
Se 196.026	93.2221	ppb	6.4552	6.9	63.7674
Sn 189.925	190.206	ppb	1.1155	0.6	178.095
Sr 216.596	98.3717	ppb	0.4755	0.5	1262.12
Ti 334.941	96.4138	ppb	0.3707	0.4	29477.1
Tl 190.794	39.6575	ppb	3.5035	8.8	25.1558
V 292.401	97.9146	ppb	0.5704	0.6	2782.93
Zn 206.200	99.7486	ppb	1.3179	1.3	158.859

E05022013.vvq. All Data Report 5/3/2013, 3:45:46 PM

IICS 680-274668/23-a (Samp) 5/2/2013, 7:44:38 PM Rack 1, Tube 54

Weight: 1

Volume: 1

Dilution: 1

Label	Replicates Concentration		
Ag 328.068	10.0606	10.1796	9.7376
Al 308.215	204.032	200.101	196.529
As 188.980	26.9366	20.8028	22.8955
B 249.678	105.118	104.363	102.671
Ba 389.178	11.2397	9.7974	10.2642
Be 313.042	4.2603	4.2057	4.1604
Ca 370.602	504.5	496.9	498.8
Cd 226.502	5.4446	5.3207	5.3325
Co 228.615	11.4381	11.7073	11.3460
Cr 267.716	10.3566	10.4238	10.0692
Cu 324.754	21.4605	21.0205	20.9315
Fe 271.441	50.5580	47.1411	44.2053
K 766.491	1066.86	1053.38	1046.95
Mg 279.078	512.788	502.132	499.846
Mn 257.610	10.8873	10.7293	10.6134
Mo 202.032	10.5268	9.8010	9.8610
Na 330.237	1045.56	941.382	929.562
Ni 231.604	40.7332	40.5554	41.9211
Pb 220.353	11.2578	8.9423	9.2983
Sb 206.834	18.0247	17.4339	16.6407
Se 196.026	12.7207	25.3334	12.7576
Sn 189.925	50.2712	45.4076	49.6832
Sr 216.596	10.3605	9.9962	9.6161
Ti 334.941	10.0347	9.8808	9.8620
Tl 190.794	24.7054	21.9465	22.0406
V 292.401	9.9517	9.9679	9.9570
Zn 206.200	21.5138	20.3560	21.0693

Label	Sol'n Conc.	Units	SD	%RSD	Int. (c/s)
Ag 328.068	9.9926	ppb	0.2287	2.3	765.969
Al 308.215	200.221	ppb	3.7533	1.9	927.862
As 188.980	23.5450	ppb	3.1181	13.2	3.9938
B 249.678	104.051	ppb	1.2527	1.2	1452.14
Ba 389.178	10.4338	ppb	0.7359	7.1	221.631
Be 313.042	4.2088	ppb	0.0500	1.2	7456.95
Ca 370.602	500.1	ppb	3.908	0.8	1621
Cd 226.502	5.3659	ppb	0.0684	1.3	240.428
Co 228.615	11.4971	ppb	0.1877	1.6	152.429
Cr 267.716	10.2832	ppb	0.1883	1.8	540.883
Cu 324.754	21.1375	ppb	0.2832	1.3	1222.27
Fe 271.441	47.3015	ppb	3.1794	6.7	199.247
K 766.491	1055.73	ppb	10.1613	1.0	40743.6
Mg 279.078	504.922	ppb	6.9076	1.4	1180.59
Mn 257.610	10.7433	ppb	0.1375	1.3	1020.72
Mo 202.032	10.0629	ppb	0.4028	4.0	96.6408
Na 330.237	972.166	ppb	63.8309	6.6	114.859
Ni 231.604	41.0699	ppb	0.7425	1.8	118.845
Pb 220.353	9.8328	ppb	1.2469	12.7	51.7290
Sb 206.834	17.3664	ppb	0.6944	4.0	28.0886
Se 196.026	16.9372	ppb	7.2713	42.9	22.6586
Sn 189.925	48.4540	ppb	2.6546	5.5	37.1139
Sr 216.596	9.9909	ppb	0.3722	3.7	147.113
Ti 334.941	9.9258	ppb	0.0948	1.0	2986.57
Tl 190.794	22.8975	ppb	1.5664	6.8	7.8694
V 292.401	9.9589	ppb	0.0082	0.1	275.643
Zn 206.200	20.9797	ppb	0.5840	2.8	331.629

E05022013.wvq. All Data Report 5/3/2013, 3:45:46 PM

680-89591-o-3-d (Samp) 5/2/2013, 7:50:02 PM Rack 1, Tube 55

Weight: 1

Volume: 1

Dilution: 1

Label	Replicates Concentration		
Ag 328.068	0.0585u	-0.0833u	-0.2505u
Al 308.215	2.2281	-1.5993u	-0.1628u
As 188.980	2.0962	2.3489	3.6154
B 249.678	12.5204	12.0872	11.3110
Ba 389.178	3.9219	4.4569	4.2292
Be 313.042	0.0158	0.0111	0.0092
Ca 370.602	20550	20755	20460
Cd 226.502	0.0558	-0.1152u	0.3935
Co 228.615	0.4077	0.2496	1.0011
Cr 267.716	0.5667	0.4813	0.5240
Cu 324.754	3.7176	2.8040	3.1677
Fe 271.441	6.4921	-2.0239u	-6.3893u
K 766.491	458.368	458.087	458.559
Mg 279.078	2316.38	2319.06	2316.01
Mn 257.610	0.5092	0.4674	0.4698
Mo 202.032	0.5373	0.7163	-0.3544u
Na 330.237	4037.13	4128.40	4239.75
Ni 231.604	2.8921	1.9968	2.5176
Pb 220.353	-2.0992u	3.8445	-0.2474u
Sb 206.834	-3.4735u	0.5177	-2.5906u
Se 196.026	-1.8138u	-5.2311u	-4.8599u
Sn 189.925	1.6628	0.0974	-2.5072u
Sr 216.596	323.468	322.517	322.695
Ti 334.941	-0.0109	0.0034	0.0005
Tl 190.794	3.7738	4.4979	0.6116
V 292.401	-0.2220u	0.2875	0.0533
Zn 206.200	1.9568	1.8647	1.0889

Label	Sol'n Conc.	Units	SD	%RSD	Int. (c/s)
Ag 328.068	-0.0918	ppb	0.1547	168.5	-47.4541
Al 308.215	0.1553	ppb	1.9334	1244.6	59.8792
As 188.980	2.6868	ppb	0.8140	30.3	-8.5347
B 249.678	11.9728	ppb	0.6128	5.1	257.224
Ba 389.178	4.2026	ppb	0.2685	6.4	81.1202
Be 313.042	0.0121	ppb	0.0034	28.0	-354.417
Ca 370.602	20589	ppb	151.3	0.7	65610
Cd 226.502	0.1114	ppb	0.2588	232.4	30.4140
Co 228.615	0.5528	ppb	0.3962	71.7	8.5266
Cr 267.716	0.5240	ppb	0.0427	8.2	33.8118
Cu 324.754	3.2298	ppb	0.4599	14.2	399.290
Fe 271.441	-0.6404	ppb	6.5512	1023.1	109.602
K 766.491	458.338	ppb	0.2374	0.1	17842.2
Mg 279.078	2317.15	ppb	1.6656	0.1	5290.18
Mn 257.610	0.4821	ppb	0.0235	4.9	182.768
Mo 202.032	0.2997	ppb	0.5735	191.4	19.3328
Na 330.237	4135.09	ppb	101.478	2.5	279.298
Ni 231.604	2.4688	ppb	0.4496	18.2	2.4376
Pb 220.353	0.4993	ppb	3.0414	609.1	32.7492
Sb 206.834	-1.8488	ppb	2.0965	113.4	4.9059
Se 196.026	-3.9683	ppb	1.8750	47.2	11.4251
Sn 189.925	-0.2490	ppb	2.1064	846.0	-11.3114
Sr 216.596	322.893	ppb	0.5054	0.2	4105.72
Ti 334.941	-0.0023	ppb	0.0076	326.7	-43.1986
Tl 190.794	2.9611	ppb	2.0667	69.8	-13.9331
V 292.401	0.0396	ppb	0.2550	643.7	-7.1937
Zn 206.200	1.6368	ppb	0.4767	29.1	2.3783



E05022013.vvq. All Data Report 5/3/2013, 3:45:46 PM

680-89591-o-3-e ms (Samp) 5/2/2013, 7:55:27 PM Rack 1, Tube 56

Weight: 1

Volume: 1

Dilution: 1

Label	Replicates Concentration		
Ag 328.068	20.2641	20.0759	19.8965
Al 308.215	1984.63	1985.92	1987.98
As 188.980	50.3879	48.5624	47.2885
B 249.678	87.2305	86.7968	87.2029
Ba 389.178	45.3220	45.8896	46.5015
Be 313.042	21.2185	21.2625	21.2706
Ca 370.602	23453	23475	23508
Cd 226.502	20.7701	20.6794	20.7977
Co 228.615	21.6781	21.0499	21.6179
Cr 267.716	42.0025	42.0073	41.7686
Cu 324.754	44.6060	45.1579	45.2008
Fe 271.441	1977.21	1978.44	1984.23
K 766.491	2534.56	2533.22	2536.68
Mg 279.078	4382.10	4384.76	4391.72
Mn 257.610	211.471	210.482	210.377
Mo 202.032	40.7769	40.9046	40.8652
Na 330.237	6409.15	6301.22	6260.11
Ni 231.604	43.8999	43.4111	42.9726
Pb 220.353	21.3803	17.0652	20.8744
Sb 206.834	20.0838	19.0371	17.9709
Se 196.026	33.9705	37.2517	38.8409
Sn 189.925	76.2265	80.0376	77.4679
Sr 216.596	380.796	378.696	380.544
Ti 334.941	39.5631	39.5636	39.5727
Tl 190.794	17.2795	18.8893	19.1197
V 292.401	40.3827	40.3168	40.9812
Zn 206.200	42.6039	42.2940	42.0639

Label	Sol'n Conc.	Units	SD	%RSD	Int. (c/s)
Ag 328.068	20.0788	ppb	0.1838	0.9	1548.34
Al 308.215	1986.18	ppb	1.6901	0.1	8671.43
As 188.980	48.7463	ppb	1.5579	3.2	19.4972
B 249.678	87.0767	ppb	0.2428	0.3	1229.37
Ba 389.178	45.9043	ppb	0.5899	1.3	1060.90
Be 313.042	21.2505	ppb	0.0281	0.1	39211.4
Ca 370.602	23479	ppb	27.76	0.1	74669
Cd 226.502	20.7491	ppb	0.0619	0.3	861.317
Co 228.615	21.4486	ppb	0.3466	1.6	283.080
Cr 267.716	41.9261	ppb	0.1364	0.3	2186.58
Cu 324.754	44.9883	ppb	0.3317	0.7	2319.17
Fe 271.441	1979.96	ppb	3.7498	0.2	3737.50
K 766.491	2534.82	ppb	1.7444	0.1	97445.3
Mg 279.078	4386.19	ppb	4.9684	0.1	9977.95
Mn 257.610	210.776	ppb	0.6037	0.3	17471.9
Mo 202.032	40.8489	ppb	0.0654	0.2	340.317
Na 330.237	6323.49	ppb	76.9734	1.2	391.695
Ni 231.604	43.4279	ppb	0.4639	1.1	126.003
Pb 220.353	19.7733	ppb	2.3589	11.9	71.9836
Sb 206.834	19.0306	ppb	1.0565	5.6	30.1893
Se 196.026	36.6877	ppb	2.4837	6.8	33.3200
Sn 189.925	77.9107	ppb	1.9437	2.5	66.4232
Sr 216.596	380.012	ppb	1.1466	0.3	4826.46
Ti 334.941	39.5665	ppb	0.0054	0.0	12076.8
Tl 190.794	18.4295	ppb	1.0026	5.4	2.5511
V 292.401	40.5602	ppb	0.3661	0.9	1147.93
Zn 206.200	42.3206	ppb	0.2710	0.6	672.676

E05022013.vvq. All Data Report 5/3/2013, 3:45:46 PM

**680-89591-o-3-f msd (Samp) 5/2/2013, 8:00:53 PM Rack 1, Tube 57****Weight: 1****Volume: 1****Dilution: 1**

Label	Replicates Concentration		
Ag 328.068	20.1234	20.2707	20.3018
Al 308.215	1957.78	1966.16	1966.12
As 188.980	43.1915	40.7925	42.1935
B 249.678	85.4799	86.6536	86.3528
Ba 389.178	44.9892	44.5664	46.1043
Be 313.042	20.9781	20.9893	20.9296
Ca 370.602	22161	22205	22171
Cd 226.502	20.6912	20.7089	20.6570
Co 228.615	21.0939	20.2585	20.9750
Cr 267.716	41.8198	41.8464	41.5314
Cu 324.754	44.3100	44.3114	44.6394
Fe 271.441	1964.49	1964.36	1961.77
K 766.491	2496.52	2494.54	2495.10
Mg 279.078	4228.09	4231.16	4221.20
Mn 257.610	209.450	209.032	208.343
Mo 202.032	39.8854	40.2101	40.8398
Na 330.237	6154.14	6061.11	6037.72
Ni 231.604	41.8961	43.3358	42.0904
Pb 220.353	21.8639	19.4354	21.9425
Sb 206.834	17.8189	19.9636	13.6097
Se 196.026	40.0671	27.0155	39.9918
Sn 189.925	76.1945	80.6446	75.1006
Sr 216.596	359.167	361.967	360.536
Ti 334.941	39.2256	39.2219	39.1355
Tl 190.794	16.7525	17.5466	14.3702
V 292.401	40.0797	40.2336	40.2705
Zn 206.200	42.9156	41.6149	43.3808

Label	Sol'n Conc.	Units	SD	%RSD	Int. (c/s)
Ag 328.068	20.2320	ppb	0.0953	0.5	1561.33
Al 308.215	1963.35	ppb	4.8256	0.2	8572.46
As 188.980	42.0592	ppb	1.2051	2.9	15.4162
B 249.678	86.1621	ppb	0.6097	0.7	1217.52
Ba 389.178	45.2200	ppb	0.7945	1.8	1044.52
Be 313.042	20.9657	ppb	0.0317	0.2	38680.3
Ca 370.602	22179	ppb	23.36	0.1	70530
Cd 226.502	20.6857	ppb	0.0264	0.1	858.740
Co 228.615	20.7758	ppb	0.4519	2.2	274.236
Cr 267.716	41.7325	ppb	0.1747	0.4	2176.50
Cu 324.754	44.4203	ppb	0.1898	0.4	2293.06
Fe 271.441	1963.54	ppb	1.5368	0.1	3707.34
K 766.491	2495.39	ppb	1.0210	0.0	95933.6
Mg 279.078	4226.82	ppb	5.0992	0.1	9616.59
Mn 257.610	208.942	ppb	0.5590	0.3	17320.7
Mo 202.032	40.3118	ppb	0.4853	1.2	336.064
Na 330.237	6084.32	ppb	61.5827	1.0	379.282
Ni 231.604	42.4408	ppb	0.7812	1.8	123.026
Pb 220.353	21.0806	ppb	1.4254	6.8	74.6450
Sb 206.834	17.1307	ppb	3.2324	18.9	27.9006
Se 196.026	35.6914	ppb	7.5137	21.1	32.7843
Sn 189.925	77.3132	ppb	2.9365	3.8	65.8283
Sr 216.596	360.557	ppb	1.4002	0.4	4580.43
Ti 334.941	39.1943	ppb	0.0510	0.1	11962.2
Tl 190.794	16.2231	ppb	1.6531	10.2	0.1408
V 292.401	40.1946	ppb	0.1012	0.3	1137.52
Zn 206.200	42.6371	ppb	0.9153	2.1	67.7707

E05022013.wvq. All Data Report 5/3/2013, 3:45:46 PM

Cont Calib Verif (CCV) 5/2/2013, 8:06:18 PM Rack 2, Tube 1  
 Weight: 1 Volume: 1 Dilution: 1

Label	Replicates Concentration		
Ag 328.068	476.712	478.372	481.957
Al 308.215	4745.32	4761.31	4777.68
As 188.980	484.291	479.907	476.622
B 249.678	489.365	492.071	495.156
Ba 389.178	4951.51	4959.95	4955.46
Be 313.042	494.103	495.656	495.835
Ca 370.602	4845	4857	4866
Cd 226.502	494.955	495.488	495.666
Co 228.615	502.236	502.527	502.702
Cr 267.716	4960.52	4966.40	4971.32
Cu 324.754	4949.68	4983.21	5029.58
Fe 271.441	4758.67	4769.36	4782.65
K 766.491	9946.38	9924.68	9949.69
Mg 279.078	4767.39	4770.36	4781.77
Mn 257.610	5042.36	4984.02	4989.35
Mo 202.032	483.922	484.568	485.992
Na 330.237	6917.44	6897.77	6975.16
Ni 231.604	2489.84	2498.34	2495.31
Pb 220.353	471.577	475.759	472.707
Sb 206.834	907.782	908.868	918.313
Se 196.026	4758.60	4752.77	4754.81
Sn 189.925	4841.87	4781.92	4810.02
Sr 216.596	2418.51	2426.05	2424.68
Ti 334.941	477.688	476.865	477.209
Tl 190.794	4832.67	4825.26	4818.55
V 292.401	4781.84	4779.19	4788.32
Zn 206.200	2459.63	2476.46	2468.62

Label	Sol'n Conc.	Units	SD	%RSD	Int. (c/s)	QC Value
Ag 328.068	479.014	ppb	2.6807	0.6	37845.2	95.80276
Al 308.215	4761.43	ppb	16.1791	0.3	20680.6	95.22868
As 188.980	480.274	ppb	3.8475	0.8	281.890	96.05471
B 249.678	492.197	ppb	2.8975	0.6	6483.33	19.68789Q
Ba 389.178	4955.64	ppb	4.2219	0.1	115429	99.11279
Be 313.042	495.198	ppb	0.9524	0.2	922052	99.03963
Ca 370.602	4856	ppb	10.55	0.2	15381	97.11983
Cd 226.502	495.370	ppb	0.3702	0.1	19825.8	99.07391
Co 228.615	502.488	ppb	0.2355	0.0	6622.03	100.49765
Cr 267.716	4966.08	ppb	5.4078	0.1	258075	99.32168
Cu 324.754	4987.49	ppb	40.1226	0.8	229383	99.74987
Fe 271.441	4770.23	ppb	12.0136	0.3	8970.34	95.40454
K 766.491	9940.25	ppb	13.5866	0.1	381336	99.40248
Mg 279.078	4773.17	ppb	7.5903	0.2	10771.7	95.46346
Mn 257.610	5005.24	ppb	32.2537	0.6	411468	100.10487
Mo 202.032	484.827	ppb	1.0592	0.2	3846.99	96.96545
Na 330.237	6930.12	ppb	40.2258	0.6	400.720	92.40162
Ni 231.604	2494.50	ppb	4.3058	0.2	7517.60	99.77996
Pb 220.353	473.348	ppb	2.1634	0.5	995.438	94.66955
Sb 206.834	911.655	ppb	5.7922	0.6	1163.39	91.16546
Se 196.026	4755.39	ppb	2.9560	0.1	2569.61	95.10781
Sn 189.925	4811.27	ppb	29.9935	0.6	4773.89	96.22536
Sr 216.596	2423.08	ppb	4.0176	0.2	30582.4	96.92312
Ti 334.941	477.254	ppb	0.4134	0.1	146029	95.45079
Tl 190.794	4825.50	ppb	7.0666	0.1	5257.21	96.50990
V 292.401	4783.11	ppb	4.6961	0.1	137147	95.66228
Zn 206.200	2468.24	ppb	8.4190	0.3	3916.23	98.72948

E05022013.vvq. All Data Report 5/3/2013, 3:45:46 PM

Cont Calib Blank (CCB) 5/2/2013, 8:11:43 PM Rack 2, Tube 2

Weight: 1 Volume: 1 Dilution: 1

Label	Replicates Concentration		
Ag 328.068	0.3887	-0.1363u	0.0751
Al 308.215	-0.1463u	1.6399	-1.0964u
As 188.980	7.6551	6.6073	1.4538
B 249.678	11.9338	11.7329	10.0880
Ba 389.178	0.9356	0.7005	1.4470
Be 313.042	0.0495	0.0392	0.0397
Ca 370.602	-2.961u	-4.030u	-7.930u
Cd 226.502	0.1570	0.1287	0.0354
Co 228.615	0.1582	0.3775	0.6646
Cr 267.716	0.5361	0.1330	0.3794
Cu 324.754	0.1632	0.7013	0.0854
Fe 271.441	-5.6306u	-1.1248u	-6.7813u
K 766.491	2.1402	2.2728	1.5427
Mg 279.078	1.1007	-0.6086u	4.0903
Mn 257.610	0.4360	0.4159	0.2390
Mo 202.032	0.2531	0.9041	0.0369
Na 330.237	102.140	13.5565	-58.7313u
Ni 231.604	-0.1259u	-0.1513u	-0.0557u
Pb 220.353	-2.2188u	0.3508	0.6633
Sb 206.834	8.7287	3.2387	10.8110
Se 196.026	-6.2659u	0.0401	-3.2466u
Sn 189.925	-0.5639u	-4.7048u	-1.2958u
Sr 216.596	0.1079	0.1574	-0.3615u
Ti 334.941	0.1324	0.1000	0.0954
Tl 190.794	2.5328	4.2571	1.5573
V 292.401	0.3286	0.4365	0.4595
Zn 206.200	0.2847	1.0533	0.1892

Label	Sol'n Conc.	Units	SD	%RSD	Int. (c/s)	QC Value
Ag 328.068	0.1092	ppb	0.2641	241.9	-16.2565	0.10917
Al 308.215	0.1324	ppb	1.3893	1049.2	59.7824	0.13241
As 188.980	5.2388	ppb	3.3195	63.4	-7.1512	5.23876
B 249.678	11.2516	ppb	1.0127	9.0	247.866	11.25156
Ba 389.178	1.0277	ppb	0.3817	37.1	1.0914	1.02768
Be 313.042	0.0428	ppb	0.0058	13.5	-303.542	0.04283
Ca 370.602	-4.974	ppb	2.615	52.6	13.95	-4.97355
Cd 226.502	0.1070	ppb	0.0636	59.4	30.2248	0.10705
Co 228.615	0.4001	ppb	0.2540	63.5	6.5183	0.40011
Cr 267.716	0.3495	ppb	0.2032	58.1	24.6573	0.34947
Cu 324.754	0.3166	ppb	0.3354	105.9	265.436	0.31665
Fe 271.441	-4.5122	ppb	2.9895	66.3	102.499	-4.51223
K 766.491	1.9852	ppb	0.3889	19.6	347.712	1.98524
Mg 279.078	1.5275	ppb	2.3783	155.7	39.3395	1.52747
Mn 257.610	0.3636	ppb	0.1084	29.8	166.238	0.36363
Mo 202.032	0.3980	ppb	0.4514	113.4	20.1111	0.39803
Na 330.237	18.9885	ppb	80.5732	424.3	65.6214	18.98851
Ni 231.604	-0.1110	ppb	0.0495	44.6	-5.3422	-0.11096
Pb 220.353	-0.4016	ppb	1.5815	393.8	30.9151	-0.40157
Sb 206.834	7.5928	ppb	3.9118	51.5	16.2888	7.59279
Se 196.026	-3.1575	ppb	3.1539	99.9	11.8606	-3.15747
Sn 189.925	-2.1881	ppb	2.2100	101.0	-13.2520	-2.18814
Sr 216.596	-0.0321	ppb	0.2863	892.9	21.5563	-0.03207
Ti 334.941	0.1092	ppb	0.0201	18.4	-20.1244	0.10924
Tl 190.794	2.7824	ppb	1.3671	49.1	-14.1280	2.78241
V 292.401	0.4082	ppb	0.0699	17.1	3.4081	0.40818
Zn 206.200	0.5091	ppb	0.4737	93.1	0.5824	0.50909

E05022013.vvq. All Data Report 5/3/2013, 3:45:46 PM

**mb 680-275169/1-a (Samp)**      **5/2/2013, 8:17:08 PM**      **Rack 2, Tube 3**  
**Weight: 1**      **Volume: 1**      **Dilution: 1**

Label	Replicates Concentration		
Ag 328.068	-0.2600u	-0.1342u	0.2961
Al 308.215	34.2689	39.8780	32.3577
As 188.980	3.3325	3.5244	4.1191
B 249.678	5.7249	6.0018	5.7344
Ba 389.178	0.8319	0.6909	0.3332
Be 313.042	0.0041	-0.0011u	0.0036
Ca 370.602	67.78	66.32	64.99
Cd 226.502	0.1788	0.2366	0.1716
Co 228.615	0.9293	0.5594	0.4732
Cr 267.716	1.0150	1.1067	1.0089
Cu 324.754	0.9841	0.3435	1.0690
Fe 271.441	10.6201	2.8857	10.9411
K 766.491	11.9181	12.0059	11.8564
Mg 279.078	185.371	185.251	180.063
Mn 257.610	0.2464	0.3213	0.2611
Mo 202.032	0.3403	0.1364	0.9715
Na 330.237	9.6517	23.8628	88.2504
Ni 231.604	0.9693	0.3262	-0.9353u
Pb 220.353	-1.3428u	-1.6625u	-1.7115u
Sb 206.834	0.7320	-1.2265u	-0.0918u
Se 196.026	-5.8513u	-3.1862u	6.2158
Sn 189.925	6.6979	12.5743	7.2343
Sr 216.596	-0.2800u	-0.3040u	0.6940
Ti 334.941	0.3095	0.2429	0.3115
Tl 190.794	0.1999	3.8525	-0.0549u
V 292.401	0.0152	-0.0878u	0.1936
Zn 206.200	2.4738	1.6511	2.2048

Label	Sol'n Conc.	Units	SD	%RSD	Int. (c/s)
Ag 328.068	-0.0327	ppb	0.2916	892.1	-27.4802
Al 308.215	35.5015	ppb	3.9087	11.0	213.126
As 188.980	3.6587	ppb	0.4102	11.2	-8.1127
B 249.678	5.8204	ppb	0.1572	2.7	177.364
Ba 389.178	0.6187	ppb	0.2571	41.6	-7.9363
Be 313.042	0.0022	ppb	0.0029	129.9	-379.248
Ca 370.602	66.36	ppb	1.397	2.1	240.2
Cd 226.502	0.1957	ppb	0.0357	18.2	33.8095
Co 228.615	0.6540	ppb	0.2423	37.1	9.8425
Cr 267.716	1.0435	ppb	0.0548	5.2	60.7361
Cu 324.754	0.7989	ppb	0.3966	49.6	287.610
Fe 271.441	8.1490	ppb	4.5610	56.0	125.705
K 766.491	11.9268	ppb	0.0751	0.6	728.826
Mg 279.078	183.562	ppb	3.0308	1.7	452.109
Mn 257.610	0.2763	ppb	0.0397	14.4	159.601
Mo 202.032	0.4827	ppb	0.4354	90.2	20.7821
Na 330.237	40.5883	ppb	41.8837	103.2	66.7249
Ni 231.604	0.1201	ppb	0.9689	806.9	-4.6452
Pb 220.353	-1.5723	ppb	0.2002	12.7	28.5319
Sb 206.834	-0.1954	ppb	0.9833	503.1	6.9009
Se 196.026	-0.9405	ppb	6.3392	674.0	13.0515
Sn 189.925	8.8355	ppb	3.2490	36.8	-2.2886
Sr 216.596	0.0367	ppb	0.5694	1552.9	22.4301
Ti 334.941	0.2880	ppb	0.0390	13.6	35.4810
Tl 190.794	1.3325	ppb	2.1861	164.1	-15.7152
V 292.401	0.0404	ppb	0.1424	352.7	-7.2863
Zn 206.200	2.1099	ppb	0.4195	416.8	638.1314

E05022013.wvq. All Data Report 5/3/2013, 3:45:46 PM

ics 680-275169/2-a (Samp)      5/2/2013, 8:22:32 PM      Rack 2, Tube 4  
 Weight: 1      Volume: 1      Dilution: 1

Label	Replicates Concentration		
Ag 328.068	49.2525	48.5010	48.6296
Al 308.215	4732.12	4741.91	4739.65
As 188.980	97.2029	103.704	96.0135
B 249.678	181.795	183.296	184.526
Ba 389.178	99.4805	100.681	99.7315
Be 313.042	50.2892	50.3894	50.5006
Ca 370.602	4753	4752	4761
Cd 226.502	50.1356	50.6183	50.0969
Co 228.615	50.5316	50.5976	51.0385
Cr 267.716	100.754	101.099	101.523
Cu 324.754	102.636	101.136	101.874
Fe 271.441	4706.85	4730.44	4732.02
K 766.491	4892.70	4907.36	4929.72
Mg 279.078	4776.23	4776.42	4776.17
Mn 257.610	502.219	503.140	507.517
Mo 202.032	97.1197	96.5708	97.8822
Na 330.237	4749.09	4647.81	4765.31
Ni 231.604	98.0443	99.9597	98.9270
Pb 220.353	46.8595	47.8385	47.3358
Sb 206.834	43.9081	42.3819	42.0089
Se 196.026	93.7194	85.6532	91.9856
Sn 189.925	195.743	201.842	198.386
Sr 216.596	96.3161	97.5006	97.4400
Ti 334.941	95.3756	95.6588	95.9909
Tl 190.794	40.3497	38.2966	42.7941
V 292.401	96.4391	96.1660	97.0285
Zn 206.200	101.747	101.095	96.9998

Label	Sol'n Conc.	Units	SD	%RSD	Int. (c/s)
Ag 328.068	48.7944	ppb	0.4019	0.8	3837.20
Al 308.215	4737.89	ppb	5.1285	0.1	20603.1
As 188.980	98.9733	ppb	4.1395	4.2	49.8761
B 249.678	183.206	ppb	1.3681	0.7	2473.39
Ba 389.178	99.9644	ppb	0.6332	0.6	2325.32
Be 313.042	50.3931	ppb	0.1057	0.2	93494.7
Ca 370.602	4756	ppb	5.093	0.1	14827
Cd 226.502	50.2836	ppb	0.2905	0.6	2050.13
Co 228.615	50.7226	ppb	0.2756	0.5	667.750
Cr 267.716	101.125	ppb	0.3852	0.4	5264.59
Cu 324.754	101.882	ppb	0.7500	0.7	4934.94
Fe 271.441	4723.10	ppb	14.0970	0.3	8762.20
K 766.491	4909.93	ppb	18.6441	0.4	188496
Mg 279.078	4776.27	ppb	0.1281	0.0	10857.0
Mn 257.610	504.292	ppb	2.8310	0.6	41595.7
Mo 202.032	97.1909	ppb	0.6586	0.7	786.317
Na 330.237	4720.74	ppb	63.6779	1.3	306.788
Ni 231.604	98.9770	ppb	0.9587	1.0	293.585
Pb 220.353	47.3446	ppb	0.4896	1.0	128.107
Sb 206.834	42.7663	ppb	1.0063	2.4	58.9777
Se 196.026	90.4528	ppb	4.2460	4.7	62.2783
Sn 189.925	198.657	ppb	3.0584	1.5	186.500
Sr 216.596	97.0856	ppb	0.6670	0.7	1245.90
Ti 334.941	95.6751	ppb	0.3080	0.3	29250.9
Tl 190.794	40.4801	ppb	2.2516	5.6	26.0667
V 292.401	96.5445	ppb	0.4408	0.5	2743.73
Zn 206.200	99.9474	ppb	2.5734	2.6	159.172

E05022013.wvq. All Data Report 5/3/2013, 3:45:46 PM

680-89736-b-9-b (Samp)

5/2/2013, 8:27:57 PM

Rack 2, Tube 5

Weight: 1

Volume: 1

Dilution: 1

Label	Replicates Concentration		
Ag 328.068	-0.6208u	-0.4511u	-0.1560u
Al 308.215	24671.1	24558.9	24485.2
As 188.980	4.7180	1.8434	6.2537
B 249.678	5.0692	5.2621	4.1172
Ba 389.178	233.331	232.173	231.695
Be 313.042	1.7115	1.7067	1.6901
Ca 370.602	1977	1966	1955
Cd 226.502	0.2248	-0.0073	0.0401
Co 228.615	25.1259	25.0134	25.5350
Cr 267.716	77.8502	77.7098	77.0518
Cu 324.754	35.9594	35.8460	35.6562
Fe 271.441	28244.4	28200.0	28046.6
K 766.491	4359.44	4344.50	4339.21
Mg 279.078	6841.21	6832.17	6802.65
Mn 257.610	1394.11	1393.64	1387.85
Mo 202.032	1.0120	0.9693	1.0198
Na 330.237	322.191u	291.343u	425.471
Ni 231.604	49.9798	47.9635	49.1431
Pb 220.353	30.1010	28.7325	32.4346
Sb 206.834	-3.0465u	2.4174	4.7703
Se 196.026	-4.0729u	2.3606	-9.7785u
Sn 189.925	10.9374	11.6305	10.8615
Sr 216.596	18.7064	19.5668	19.1172
Ti 334.941	1192.16	1191.38	1187.21
Tl 190.794	0.2682u	1.9563u	0.1028u
V 292.401	59.0913	58.4905	58.6930
Zn 206.200	222.470	218.278	218.625

Label	Sol'n Conc.	Units	SD	%RSD	Int. (c/s)
Ag 328.068	-0.4093	ppb	0.2352	57.5	-50.9783
Al 308.215	24571.8	ppb	93.6330	0.4	106561
As 188.980	4.2717	ppb	2.2388	52.4	-8.0059
B 249.678	4.8161	ppb	0.6130	12.7	128.098
Ba 389.178	232.399	ppb	0.8416	0.4	5447.82
Be 313.042	1.7028	ppb	0.0113	0.7	2788.63
Ca 370.602	1966	ppb	11.01	0.6	4271
Cd 226.502	0.0859	ppb	0.1226	142.8	124.479
Co 228.615	25.2248	ppb	0.2745	1.1	367.427
Cr 267.716	77.5372	ppb	0.4262	0.5	4052.21
Cu 324.754	35.8205	ppb	0.1532	0.4	1903.84
Fe 271.441	28163.7	ppb	103.772	0.4	51648.1
K 766.491	4347.72	ppb	10.4900	0.2	166944
Mg 279.078	6825.34	ppb	20.1649	0.3	15486.0
Mn 257.610	1391.87	ppb	3.4868	0.3	114562
Mo 202.032	1.0004	ppb	0.0272	2.7	23.2268
Na 330.237	346.335	ppb	70.2480	20.3	63.1827
Ni 231.604	49.0288	ppb	1.0130	2.1	143.523
Pb 220.353	30.4227	ppb	1.8719	6.2	93.7712
Sb 206.834	1.3804	ppb	4.0102	290.5	10.4904
Se 196.026	-3.8303	ppb	6.0732	158.6	11.8240
Sn 189.925	11.1431	ppb	0.4238	3.8	0.0066
Sr 216.596	19.1301	ppb	0.4304	2.2	276.434
Ti 334.941	1190.25	ppb	2.6597	0.2	364250
Tl 190.794	0.7758	ppb	1.0257	132.2	-20.1450
V 292.401	58.7583	ppb	0.3057	0.5	1696.05
Zn 206.200	219.791	ppb	2.3271	1.1	352.699

E05022013.wvq. All Data Report 5/3/2013, 3:45:46 PM

680-89736-b-9-bSD^5 (Samp) 5/2/2013, 8:33:22 PM Rack 2, Tube 6

Weight: 1

Volume: 1

Dilution: 1

Label	Replicates Concentration		
Ag 328.068	0.0500	0.1140	0.0265
Al 308.215	5275.35	5190.12	5082.16
As 188.980	0.9902	4.9203	7.3939
B 249.678	2.3086	2.0591	2.0744
Ba 389.178	50.7295	49.5655	48.9638
Be 313.042	0.3577	0.3420	0.3428
Ca 370.602	422.8	416.0	411.0
Cd 226.502	0.2966	0.1714	0.0073
Co 228.615	5.6255	5.6565	5.8069
Cr 267.716	16.2370	16.1538	15.7744
Cu 324.754	8.1553	7.1680	7.7126
Fe 271.441	6034.83	5911.89	5807.78
K 766.491	938.809	917.649	905.273
Mg 279.078	1484.54	1453.56	1424.98
Mn 257.610	302.491	293.287	287.743
Mo 202.032	0.0715	0.3559	-0.0704u
Na 330.237	169.474	10.6659u	85.6009
Ni 231.604	10.6468	10.2696	10.1876
Pb 220.353	5.5446	8.7732	5.6780
Sb 206.834	-0.5931u	1.8428	-5.6037u
Se 196.026	-8.7302u	-1.7521u	-1.8920u
Sn 189.925	1.1788	0.8438	0.8658
Sr 216.596	3.7476	4.0056	3.4751
Ti 334.941	252.656	246.872	242.611
Tl 190.794	2.3825	0.3544u	0.4071u
V 292.401	12.9124	12.6509	12.1854
Zn 206.200	51.7012	48.2524	48.6766

Label	Sol'n Conc.	Units	SD	%RSD	Int. (c/s)
Ag 328.068	0.0635	ppb	0.0453	71.3	-18.5141
Al 308.215	5182.54	ppb	96.8170	1.9	22521.9
As 188.980	4.4348	ppb	3.2293	72.8	-7.6963
B 249.678	2.1474	ppb	0.1398	6.5	122.089
Ba 389.178	49.7529	ppb	0.8976	1.8	1148.16
Be 313.042	0.3475	ppb	0.0088	2.5	264.036
Ca 370.602	416.6	ppb	5.947	1.4	931.3
Cd 226.502	0.1584	ppb	0.1451	91.6	52.2796
Co 228.615	5.6963	ppb	0.0971	1.7	83.3358
Cr 267.716	16.0551	ppb	0.2466	1.5	844.258
Cu 324.754	7.6786	ppb	0.4945	6.4	605.183
Fe 271.441	5918.16	ppb	113.655	1.9	10940.6
K 766.491	920.577	ppb	16.9587	1.8	35562.4
Mg 279.078	1454.36	ppb	29.7876	2.0	3328.10
Mn 257.610	294.507	ppb	7.4496	2.5	24347.8
Mo 202.032	0.1190	ppb	0.2171	182.4	17.5531
Na 330.237	88.5802	ppb	79.4458	89.7	65.1482
Ni 231.604	10.3680	ppb	0.2449	2.4	26.4010
Pb 220.353	6.6652	ppb	1.8268	27.4	45.3265
Sb 206.834	-1.4514	ppb	3.7967	261.6	5.7382
Se 196.026	-4.1248	ppb	3.9890	96.7	11.4094
Sn 189.925	0.9628	ppb	0.1874	19.5	-10.1183
Sr 216.596	3.7428	ppb	0.2653	7.1	71.9549
Ti 334.941	247.380	ppb	5.0414	2.0	75662.9
Tl 190.794	1.0480	ppb	1.1560	110.3	-16.8301
V 292.401	12.5829	ppb	0.3682	2.9	356.671
Zn 206.200	49.5434	ppb	1.8897	3.8	79.2840



E05022013.wvq. All Data Report 5/3/2013, 3:45:46 PM

**680-89736-b-9-bPDS (Samp)**      **5/2/2013, 8:38:47 PM**      **Rack 2, Tube 7**  
**Weight: 1**      **Volume: 1**      **Dilution: 1**

Label	Replicates Concentration		
Ag 328.068	47.3860	46.9789	45.9424
Al 308.215	25810.0	25986.1	25857.4
As 188.980	1976.64	1988.81	1978.30
B 249.678	943.874	950.450	949.802
Ba 389.178	2221.80	2228.54	2217.10
Be 313.042	50.8890	51.0531	50.8144
Ca 370.602	6760	6786	6743
Cd 226.502	49.4924	49.4172	49.4303
Co 228.615	522.981	521.085	523.228
Cr 267.716	273.280	273.632	272.734
Cu 324.754	286.316	284.526	286.337
Fe 271.441	28356.6	28406.9	28277.2
K 766.491	9458.86	9472.59	9393.14
Mg 279.078	11516.1	11574.2	11508.0
Mn 257.610	1879.45	1874.36	1858.86
Mo 202.032	502.501	501.789	499.434
Na 330.237	4922.31	4987.82	5020.35
Ni 231.604	542.198	544.881	541.295
Pb 220.353	501.851	508.032	498.798
Sb 206.834	463.438	462.464	465.820
Se 196.026	1890.54	1900.06	1890.79
Sn 189.925	994.172	985.753	984.854
Sr 216.596	514.838	516.768	513.264
Ti 334.941	2078.08	2081.05	2068.50
Tl 190.794	1948.27	1955.85	1939.85
V 292.401	534.722	535.668	532.347
Zn 206.200	697.588	700.948	696.560

Label	Sol'n Conc.	Units	SD	%RSD	Int. (c/s)
Ag 328.068	46.7691	ppb	0.7443	1.6	3666.73
Al 308.215	25884.5	ppb	91.1178	0.4	112294
As 188.980	1981.25	ppb	6.5975	0.3	1195.38
B 249.678	948.042	ppb	3.6244	0.4	12368.9
Ba 389.178	2222.48	ppb	5.7532	0.3	51814.1
Be 313.042	50.9188	ppb	0.1221	0.2	94397.0
Ca 370.602	6763	ppb	21.82	0.3	19712
Cd 226.502	49.4466	ppb	0.0402	0.1	2096.64
Co 228.615	522.432	ppb	1.1723	0.2	6915.83
Cr 267.716	273.215	ppb	0.4526	0.2	14220.8
Cu 324.754	285.727	ppb	1.0394	0.4	13394.6
Fe 271.441	28346.9	ppb	65.3934	0.2	52070.5
K 766.491	9441.53	ppb	42.4664	0.4	362217
Mg 279.078	11532.8	ppb	36.1303	0.3	26151.8
Mn 257.610	1870.89	ppb	10.7233	0.6	153940
Mo 202.032	501.241	ppb	1.6054	0.3	3984.46
Na 330.237	4976.82	ppb	49.9373	1.0	292.978
Ni 231.604	542.792	ppb	1.8655	0.3	1632.53
Pb 220.353	502.893	ppb	4.7044	0.9	1054.11
Sb 206.834	463.908	ppb	1.7266	0.4	563.184
Se 196.026	1893.80	ppb	5.4230	0.3	1031.40
Sn 189.925	988.260	ppb	5.1400	0.5	971.785
Sr 216.596	514.957	ppb	1.7548	0.3	6513.46
Ti 334.941	2075.87	ppb	6.5591	0.3	635309
Tl 190.794	1947.99	ppb	8.0042	0.4	2110.04
V 292.401	534.246	ppb	1.7111	0.3	15271.7
Zn 206.200	698.365	ppb	2.2950	0.3	6114.39

E05022013.vvq. All Data Report 5/3/2013, 3:45:46 PM

680-89736-b-9-c ms (Samp) 5/2/2013, 8:44:12 PM Rack 2, Tube 8

Weight: 1 Volume: 1 Dilution: 1

Label	Replicates Concentration		
Ag 328.068	49.5042	48.1864	49.0836
Al 308.215	30206.6	30068.6	30289.8
As 188.980	107.939	107.576	107.463
B 249.678	197.907	195.133	197.230
Ba 389.178	351.703	350.122	352.044
Be 313.042	53.0887	52.6400	52.9984
Ca 370.602	7067	7013	7073
Cd 226.502	51.1043	50.4090	51.0865
Co 228.615	195.027	194.310	193.327
Cr 267.716	266.733	265.380	267.371
Cu 324.754	166.706	162.736	162.651
Fe 271.441	49959.4	49559.2	49915.0
K 766.491	8828.72	8736.36	8777.76
Mg 279.078	11694.8	11621.0	11681.7
Mn 257.610	2319.86	2290.68	2303.19
Mo 202.032	97.2024	97.5169	98.5414
Na 330.237	5039.93	4917.31	4913.45
Ni 231.604	147.546	145.264	147.584
Pb 220.353	87.3464	86.7594	89.1004
Sb 206.834	34.5525	40.3540	35.8616
Se 196.026	89.4536	90.7876	93.1691
Sn 189.925	203.274	199.335	204.160
Sr 216.596	121.313	121.496	120.853
Ti 334.941	1366.81	1355.56	1363.76
Tl 190.794	42.4752	46.6515	41.8794
V 292.401	180.772	178.734	179.996
Zn 206.200	424.190	417.177	424.784

Label	Sol'n Conc.	Units	SD	%RSD	Int. (c/s)
Ag 328.068	48.9247	ppb	0.6731	1.4	3855.49
Al 308.215	30188.3	ppb	111.759	0.4	130913
As 188.980	107.659	ppb	0.2486	0.2	54.7298
B 249.678	196.756	ppb	1.4464	0.7	2591.10
Ba 389.178	351.290	ppb	1.0252	0.3	8261.16
Be 313.042	52.9090	ppb	0.2373	0.4	98180.7
Ca 370.602	7051	ppb	32.81	0.5	18765
Cd 226.502	50.8666	ppb	0.3964	0.8	2225.89
Co 228.615	194.221	ppb	0.8531	0.4	2591.88
Cr 267.716	266.495	ppb	1.0166	0.4	13881.1
Cu 324.754	164.031	ppb	2.3170	1.4	7801.99
Fe 271.441	49811.2	ppb	219.354	0.4	91287.0
K 766.491	8780.94	ppb	46.2606	0.5	336894
Mg 279.078	11665.9	ppb	39.3670	0.3	26449.4
Mn 257.610	2304.58	ppb	14.6418	0.6	189600
Mo 202.032	97.7536	ppb	0.7002	0.7	788.140
Na 330.237	4956.90	ppb	71.9313	1.5	293.112
Ni 231.604	146.798	ppb	1.3286	0.9	438.876
Pb 220.353	87.7354	ppb	1.2180	1.4	210.461
Sb 206.834	36.9227	ppb	3.0428	8.2	55.1379
Se 196.026	91.1368	ppb	1.8822	2.1	63.0348
Sn 189.925	202.256	ppb	2.5684	1.3	190.079
Sr 216.596	121.221	ppb	0.3312	0.3	1571.80
Ti 334.941	1362.04	ppb	5.8173	0.4	416852
Tl 190.794	43.6687	ppb	2.6003	6.0	24.2684
V 292.401	179.834	ppb	1.0285	0.6	5149.21
Zn 206.200	422.050	ppb	4.2305	1.0	676.650

E05022013.wvq. All Data Report 5/3/2013, 3:45:46 PM

**680-89736-b-9-d msd (Samp) 5/2/2013, 8:49:37 PM Rack 2, Tube 9****Weight: 1****Volume: 1****Dilution: 1**

Label	Replicates Concentration		
Ag 328.068	49.6586	48.9514	48.7339
Al 308.215	30079.8	29953.7	29731.4
As 188.980	117.150	106.806	98.2274
B 249.678	188.497	189.615	189.956
Ba 389.178	328.120	328.538	324.937
Be 313.042	54.2245	54.1506	53.7456
Ca 370.602	6884	6892	6827
Cd 226.502	51.1749	51.2652	50.8099
Co 228.615	80.4491	79.6022	79.2110
Cr 267.716	204.154	204.536	202.866
Cu 324.754	146.995	147.771	146.204
Fe 271.441	40217.6	40279.5	39985.7
K 766.491	8499.50	8552.83	8471.70
Mg 279.078	11175.0	11207.5	11093.0
Mn 257.610	1995.91	2022.55	2002.82
Mo 202.032	98.1824	98.1015	98.8631
Na 330.237	4942.10	5017.56	4967.99
Ni 231.604	140.738	144.213	141.917
Pb 220.353	92.7718	93.4252	90.4688
Sb 206.834	37.0856	35.2120	39.2591
Se 196.026	90.9583	92.0849	93.9950
Sn 189.925	204.038	207.684	206.012
Sr 216.596	127.089	128.555	127.652
Ti 334.941	1388.34	1391.91	1378.71
Tl 190.794	43.1311	44.4900	43.8920
V 292.401	175.889	177.151	175.288
Zn 206.200	341.432	338.679	341.349

Label	Sol'n Conc.	Units	SD	%RSD	Int. (c/s)
Ag 328.068	49.1146	ppb	0.4835	1.0	3868.86
Al 308.215	29921.6	ppb	176.423	0.6	129757
As 188.980	107.395	ppb	9.4752	8.8	54.6639
B 249.678	189.356	ppb	0.7634	0.4	2507.47
Ba 389.178	327.198	ppb	1.9693	0.6	7685.04
Be 313.042	54.0402	ppb	0.2578	0.5	100289
Ca 370.602	6867	ppb	35.37	0.5	18958
Cd 226.502	51.0833	ppb	0.2410	0.5	2202.01
Co 228.615	79.7541	ppb	0.6329	0.8	1086.79
Cr 267.716	203.852	ppb	0.8750	0.4	10621.7
Cu 324.754	146.990	ppb	0.7835	0.5	7016.46
Fe 271.441	40160.9	ppb	154.907	0.4	73610.3
K 766.491	8508.01	ppb	41.2317	0.5	326431
Mg 279.078	11158.5	ppb	58.9762	0.5	25302.0
Mn 257.610	2007.09	ppb	13.8259	0.7	165144
Mo 202.032	98.3823	ppb	0.4183	0.4	793.653
Na 330.237	4975.88	ppb	38.3456	0.8	297.417
Ni 231.604	142.290	ppb	1.7673	1.2	425.052
Pb 220.353	92.2219	ppb	1.5530	1.7	219.543
Sb 206.834	37.1856	ppb	2.0254	5.4	54.4523
Se 196.026	92.3461	ppb	1.5351	1.7	63.6285
Sn 189.925	205.911	ppb	1.8250	0.9	193.714
Sr 216.596	127.765	ppb	0.7393	0.6	1649.99
Ti 334.941	1386.32	ppb	6.8279	0.5	424278
Tl 190.794	43.8377	ppb	0.6811	1.6	25.3795
V 292.401	176.109	ppb	0.9509	0.5	5046.40
Zn 206.200	340.487	ppb	1.5661	0.5	545.875

E05022013.vvq. All Data Report 5/3/2013, 3:45:46 PM

680-89736-b-10-b (Samp) 5/2/2013, 8:55:03 PM Rack 2, Tube 10

Weight: 1 Volume: 1 Dilution: 1

Label	Replicates Concentration		
Ag 328.068	-0.2986u	-0.5888u	-0.6257u
Al 308.215	51561.8	51743.5	51195.6
As 188.980	3.8429	16.0588	9.2184
B 249.678	8.0513	7.7971	7.0661u
Ba 389.178	682.627	687.016	680.572
Be 313.042	5.9532	5.9955	5.9325
Ca 370.602	8628	8681	8584
Cd 226.502	-0.5433	-0.3131	-0.5097
Co 228.615	59.0571	59.0241	58.4295
Cr 267.716	138.446	139.904	138.154
Cu 324.754	68.7085	71.6656	69.8450
Fe 271.441	77433.5	77797.8	77107.8
K 766.491	6372.27	6398.84	6367.43
Mg 279.078	8847.59	8915.79	8810.74
Mn 257.610	3228.43	3249.63	3230.50
Mo 202.032	2.9602	2.6444	2.7150
Na 330.237	597.633u	517.647u	562.231u
Ni 231.604	51.1549	48.9060	48.1548
Pb 220.353	101.858	104.325	102.580
Sb 206.834	2.1120	1.4175	-1.7868
Se 196.026	-1.2260	-7.1271u	-6.5563u
Sn 189.925	14.2423	13.0565	12.9145
Sr 216.596	258.809	259.672	256.933
Ti 334.941	2566.21	2585.64	2561.09
Tl 190.794	8.5726u	11.2579	6.9600u
V 292.401	182.716	183.987	182.121
Zn 206.200	326.136	334.782	327.251

Label	Sol'n Conc.	Units	SD	%RSD	Int. (c/s)
Ag 328.068	-0.5043	ppb	0.1791	35.5	-60.1389
Al 308.215	51500.3	ppb	279.075	0.5	223276
As 188.980	9.7067	ppb	6.1225	63.1	-5.1376
B 249.678	7.6382	ppb	0.5115	6.7	101.129
Ba 389.178	683.405	ppb	3.2919	0.5	16027.6
Be 313.042	5.9604	ppb	0.0321	0.5	10719.9
Ca 370.602	8631	ppb	48.76	0.6	21808
Cd 226.502	-0.4554	ppb	0.1243	27.3	269.540
Co 228.615	58.8369	ppb	0.3532	0.6	848.698
Cr 267.716	138.835	ppb	0.9376	0.7	7261.01
Cu 324.754	70.0730	ppb	1.4917	2.1	3489.92
Fe 271.441	77446.4	ppb	345.169	0.4	141830
K 766.491	6379.51	ppb	16.9138	0.3	244833
Mg 279.078	8858.04	ppb	53.2987	0.6	20064.6
Mn 257.610	3236.19	ppb	11.6868	0.4	266176
Mo 202.032	2.7732	ppb	0.1658	6.0	34.3201
Na 330.237	559.170	ppb	40.0807	7.2	47.7171
Ni 231.604	49.4052	ppb	1.5611	3.2	145.840
Pb 220.353	102.921	ppb	1.2683	1.2	241.498
Sb 206.834	0.5809	ppb	2.0797	358.0	11.6178
Se 196.026	-4.9698	ppb	3.2548	65.5	11.6034
Sn 189.925	13.4044	ppb	0.7291	5.4	2.2573
Sr 216.596	258.471	ppb	1.4002	0.5	3326.00
Ti 334.941	2570.98	ppb	12.9485	0.5	786828
Tl 190.794	8.9302	ppb	2.1712	24.3	-16.8556
V 292.401	182.941	ppb	0.9537	0.5	5285.99
Zn 206.200	329.390	ppb	4.7931	1.4	532.486

E05022013.wvq. All Data Report 5/3/2013, 3:45:46 PM

**680-89775-c-20-a (Samp)**                      **5/2/2013, 9:00:29 PM**                      **Rack 2, Tube 11**  
**Weight: 1**    **Volume: 1**    **Dilution: 1**

Label	Replicates Concentration		
Ag 328.068	-1.2063u	-1.1985u	-1.1369u
Al 308.215	32645.0	32675.5	32549.8
As 188.980	12.0375	10.4586	9.9119
B 249.678	14.6895	14.8659	14.8622
Ba 389.178	213.492	213.292	212.479
Be 313.042	1.9598	1.9591	1.9661
Ca 370.602	28357	28377	28274
Cd 226.502	0.0863	0.0895	0.2376
Co 228.615	12.0860	12.6409	11.8993
Cr 267.716	58.0891	58.7191	58.0715
Cu 324.754	54.1529	54.6983	54.2666
Fe 271.441	41273.4	41260.4	41143.1
K 766.491	10478.9	10466.9	10464.1
Mg 279.078	12855.8	12836.3	12738.2
Mn 257.610	847.552	845.949	844.665
Mo 202.032	1.5145	1.9408	2.2261
Na 330.237	548.202u	608.264u	565.050u
Ni 231.604	14.7323	13.5805	13.6233
Pb 220.353	175.733	176.926	179.832
Sb 206.834	1.0720	-3.6510u	0.2038
Se 196.026	-2.9298u	1.5340	-9.4469u
Sn 189.925	18.5910	15.3978	17.0568
Sr 216.596	55.5949	55.3668	55.0993
Ti 334.941	2185.74	2183.02	2183.03
Tl 190.794	1.1603u	0.6135u	-1.0262u
V 292.401	72.1757	71.8920	71.9201
Zn 206.200	507.124	507.444	505.728

Label	Sol'n Conc.	Units	SD	%RSD	Int. (c/s)
Ag 328.068	-1.1806	ppb	0.0380	3.2	-116.557
Al 308.215	32623.4	ppb	65.5408	0.2	141459
As 188.980	10.8027	ppb	1.1038	10.2	-3.9434
B 249.678	14.8059	ppb	0.1008	0.7	240.921
Ba 389.178	213.088	ppb	0.5363	0.3	5032.34
Be 313.042	1.9617	ppb	0.0039	0.2	3279.50
Ca 370.602	28336	ppb	54.86	0.2	87376
Cd 226.502	0.1378	ppb	0.0865	62.7	170.755
Co 228.615	12.2087	ppb	0.3857	3.2	224.939
Cr 267.716	58.2932	ppb	0.3689	0.6	3054.74
Cu 324.754	54.3726	ppb	0.2878	0.5	2759.70
Fe 271.441	41225.6	ppb	71.7680	0.2	75546.4
K 766.491	10470.0	ppb	7.8448	0.1	401643
Mg 279.078	12810.1	ppb	63.0170	0.5	29066.7
Mn 257.610	846.056	ppb	1.4466	0.2	69739.4
Mo 202.032	1.8938	ppb	0.3581	18.9	29.5624
Na 330.237	573.839	ppb	30.9803	5.4	61.1229
Ni 231.604	13.9787	ppb	0.6530	4.7	38.1383
Pb 220.353	177.497	ppb	2.1082	1.2	392.533
Sb 206.834	-0.7917	ppb	2.5140	317.5	7.9913
Se 196.026	-3.6142	ppb	5.5224	152.8	11.7610
Sn 189.925	17.0152	ppb	1.5970	9.4	5.8593
Sr 216.596	55.3537	ppb	0.2481	0.4	744.353
Ti 334.941	2183.93	ppb	1.5686	0.1	668389
Tl 190.794	0.2492	ppb	1.1379	456.7	-20.5463
V 292.401	71.9959	ppb	0.1563	0.2	2094.27
Zn 206.200	506.765	ppb	0.9124	0.2	811.286

E05022013.vvq. All Data Report 5/3/2013, 3:45:46 PM

700-76212-b-1-a (Samp) 5/2/2013, 9:05:55 PM Rack 2, Tube 12

Weight: 1

Volume: 1

Dilution: 1

Label	Replicates Concentration		
Ag 328.068	-3.6945u	-4.0315u	-3.3406u
Al 308.215	88806.5	88936.3	88739.1
As 188.980	41.0860	47.6325	44.7710
B 249.678	0.1700u	-0.0008u	-0.4504u
Ba 389.178	306.451	307.860	306.551
Be 313.042	2.8968	2.8972	2.9032
Ca 370.602	2767u	2770u	2770u
Cd 226.502	-1.7127	-1.8428	-2.0245
Co 228.615	20.8660	21.3684	20.4699
Cr 267.716	110.585	110.324	110.578
Cu 324.754	86.5753	87.6625	87.2882
Fe 271.441	125881	126087	125863
K 766.491	10634.7	10651.9	10619.1
Mg 279.078	8332.18	8321.20	8332.52
Mn 257.610	2242.39	2241.02	2233.77
Mo 202.032	1.5015	1.7505	1.3238
Na 330.237	273.191u	158.923u	192.198u
Ni 231.604	32.8147	33.3456	33.0515
Pb 220.353	128.178	128.907	130.301
Sb 206.834	-3.7248	-6.6656u	-5.5543u
Se 196.026	-5.3222u	-0.8232u	-2.1659u
Sn 189.925	16.3436	17.2476	15.7532
Sr 216.596	104.705	103.138	103.945
Ti 334.941	738.082	738.009	737.779
Tl 190.794	5.7048u	9.1626u	4.4394u
V 292.401	252.140	251.637	251.985
Zn 206.200	118.848	117.799	117.355

Label	Sol'n Conc.	Units	SD	%RSD	Int. (c/s)
Ag 328.068	-3.6888	ppb	0.3455	9.4	-309.345
Al 308.215	88827.3	ppb	100.194	0.1	385063
As 188.980	44.4965	ppb	3.2819	7.4	15.5069
B 249.678	-0.0937	ppb	0.3205	342.0	-61.6072
Ba 389.178	306.954	ppb	0.7860	0.3	7327.41
Be 313.042	2.8991	ppb	0.0036	0.1	5014.40
Ca 370.602	2769	ppb	1.781	0.1	-1155
Cd 226.502	-1.8600	ppb	0.1566	8.4	376.947
Co 228.615	20.9014	ppb	0.4503	2.2	293.529
Cr 267.716	110.496	ppb	0.1487	0.1	5791.70
Cu 324.754	87.1753	ppb	0.5523	0.6	4288.19
Fe 271.441	125943	ppb	124.598	0.1	230560
K 766.491	10635.3	ppb	16.4153	0.2	407979
Mg 279.078	8328.63	ppb	6.4410	0.1	18879.3
Mn 257.610	2239.06	ppb	4.6312	0.2	184281
Mo 202.032	1.5253	ppb	0.2143	14.1	21.6561
Na 330.237	208.104	ppb	58.7710	28.2	30.8035
Ni 231.604	33.0706	ppb	0.2659	0.8	97.7443
Pb 220.353	129.128	ppb	1.0788	0.8	296.608
Sb 206.834	-5.3149	ppb	1.4850	27.9	5.4917
Se 196.026	-2.7704	ppb	2.3096	83.4	12.4146
Sn 189.925	16.4481	ppb	0.7526	4.6	5.2800
Sr 216.596	103.929	ppb	0.7833	0.8	1395.44
Ti 334.941	737.957	ppb	0.1581	0.0	225853
Tl 190.794	6.4356	ppb	2.4449	38.0	-20.6794
V 292.401	251.921	ppb	0.2578	0.1	7241.48
Zn 206.200	118.001	ppb	0.7666	0.6	201.179

E05022013.vvq. All Data Report 5/3/2013, 3:45:46 PM

Cont Calib Verif (CCV) 5/2/2013, 9:11:21 PM Rack 2, Tube 13  
 Weight: 1 Volume: 1 Dilution: 1

Label	Replicates Concentration		
Ag 328.068	478.218	477.197	476.178
Al 308.215	4749.65	4804.00	4773.25
As 188.980	479.241	480.450	474.033
B 249.678	483.989	491.370	490.884
Ba 389.178	4930.01	4969.21	4943.87
Be 313.042	493.007	498.054	496.559
Ca 370.602	4835	4885	4854
Cd 226.502	492.963	496.521	494.638
Co 228.615	500.016	503.922	501.152
Cr 267.716	4933.52	4970.84	4948.18
Cu 324.754	5006.07	4949.02	5038.86
Fe 271.441	4749.57	4809.42	4766.19
K 766.491	9852.18	9935.56	9899.39
Mg 279.078	4754.59	4787.68	4784.07
Mn 257.610	4980.74	4989.61	4992.23
Mo 202.032	482.026	485.583	484.743
Na 330.237	6785.90	6935.54	6896.28
Ni 231.604	2486.88	2502.40	2489.25
Pb 220.353	472.664	474.530	471.782
Sb 206.834	897.703	907.953	905.297
Se 196.026	4710.66	4736.76	4727.41
Sn 189.925	4826.84	4850.51	4864.41
Sr 216.596	2414.88	2433.22	2425.47
Ti 334.941	473.303	478.589	475.616
Tl 190.794	4775.54	4821.56	4796.92
V 292.401	4744.57	4792.05	4756.67
Zn 206.200	2463.13	2491.61	2472.48

Label	Sol'n Conc.	Units	SD	%RSD	Int. (c/s)	QC Value
Ag 328.068	477.198	ppb	1.0199	0.2	37701.4	95.43956
Al 308.215	4775.63	ppb	27.2521	0.6	20742.2	95.51265
As 188.980	477.908	ppb	3.4103	0.7	280.450	95.58159
B 249.678	488.748	ppb	4.1282	0.8	6438.56	19.54992Q
Ba 389.178	4947.69	ppb	19.8793	0.4	115244	98.95389
Be 313.042	495.873	ppb	2.5920	0.5	923311	99.17467
Ca 370.602	4858	ppb	25.64	0.5	15386	97.15699
Cd 226.502	494.707	ppb	1.7798	0.4	19799.3	98.94140
Co 228.615	501.697	ppb	2.0093	0.4	6611.55	100.33930
Cr 267.716	4950.85	ppb	18.7980	0.4	257283	99.01695
Cu 324.754	4997.98	ppb	45.4636	0.9	229865	99.95960
Fe 271.441	4775.06	ppb	30.8924	0.6	8978.87	95.50125
K 766.491	9895.71	ppb	41.8098	0.4	379629	98.95710
Mg 279.078	4775.45	ppb	18.1552	0.4	10776.8	95.50896
Mn 257.610	4987.53	ppb	6.0225	0.1	410012	99.75053
Mo 202.032	484.118	ppb	1.8590	0.4	3841.41	96.82352
Na 330.237	6872.57	ppb	77.5844	1.1	397.715	91.63429
Ni 231.604	2492.84	ppb	8.3615	0.3	7512.61	99.71380
Pb 220.353	472.992	ppb	1.4030	0.3	994.717	94.59834
Sb 206.834	903.651	ppb	5.3196	0.6	1153.59	90.36509
Se 196.026	4724.95	ppb	13.2218	0.3	2553.25	94.49892
Sn 189.925	4847.25	ppb	18.9967	0.4	4809.68	96.94507
Sr 216.596	2424.52	ppb	9.2077	0.4	30600.8	96.98096
Ti 334.941	475.836	ppb	2.6498	0.6	145595	95.16721
Tl 190.794	4798.01	ppb	23.0332	0.5	5227.12	95.96013
V 292.401	4764.43	ppb	24.6717	0.5	136611	95.28864
Zn 206.200	2475.74	ppb	14.5171	0.6	3928.22	99.02953

E05022013.wvq. All Data Report 5/3/2013, 3:45:46 PM

Cont Calib Blank (CCB)                      5/2/2013, 9:16:46 PM                      Rack 2, Tube 14  
 Weight: 1    Volume: 1    Dilution: 1

Label	Replicates Concentration		
Ag 328.068	0.3746	0.0373	0.2647
Al 308.215	0.8040	1.5557	-1.9553u
As 188.980	5.7752	5.4808	0.3898
B 249.678	10.6225	10.2116	9.6208
Ba 389.178	1.1886	0.6994	0.3198
Be 313.042	0.0442	0.0379	0.0481
Ca 370.602	-9.302u	-4.944u	-1.535u
Cd 226.502	0.0219	0.0112	0.2597
Co 228.615	0.1905	0.5440	0.2847
Cr 267.716	0.5150	0.3912	0.4691
Cu 324.754	0.4414	0.4919	-0.0500u
Fe 271.441	-1.4245u	0.7535	1.2631
K 766.491	2.1173	2.3330	2.8268
Mg 279.078	-0.0622u	-0.5268u	0.7799
Mn 257.610	0.3728	0.3045	0.4920
Mo 202.032	0.7515	0.4688	-0.6747u
Na 330.237	-89.6666u	-14.4242u	-58.8762u
Ni 231.604	0.1902	-0.0651u	-0.1468u
Pb 220.353	-0.3813u	-0.1322u	-2.0075u
Sb 206.834	10.0335	8.3943	5.6362
Se 196.026	2.1114	-0.8252u	-6.8777u
Sn 189.925	1.9529	-1.6143u	0.5370
Sr 216.596	-0.3250u	0.0983	0.1098
Ti 334.941	0.2084	0.2010	0.2287
Tl 190.794	-1.3540u	1.0107	3.1921
V 292.401	0.3348	0.3426	0.3887
Zn 206.200	0.3370	-0.0881u	-0.3725u

Label	Sol'n Conc.	Units	SD	%RSD	Int. (c/s)	QC Value
Ag 328.068	0.2256	ppb	0.1720	76.3	-7.0312	0.22556
Al 308.215	0.1348	ppb	1.8487	1371.3	59.7800	0.13482
As 188.980	3.8819	ppb	3.0279	78.0	-7.9772	3.88192
B 249.678	10.1516	ppb	0.5035	5.0	233.585	10.15163
Ba 389.178	0.7359	ppb	0.4356	59.2	-5.7006	0.73594
Be 313.042	0.0434	ppb	0.0051	11.8	-302.371	0.04344
Ca 370.602	-5.260	ppb	3.893	74.0	12.66	-5.26021
Cd 226.502	0.0976	ppb	0.1405	144.0	29.8643	0.09760
Co 228.615	0.3397	ppb	0.1831	53.9	5.7294	0.33970
Cr 267.716	0.4584	ppb	0.0626	13.7	30.3213	0.45843
Cu 324.754	0.2945	ppb	0.2994	101.7	264.415	0.29445
Fe 271.441	0.1974	ppb	1.4275	723.2	111.106	0.19739
K 766.491	2.4257	ppb	0.3637	15.0	364.597	2.42570
Mg 279.078	0.0637	ppb	0.6624	1040.2	36.0206	0.06368
Mn 257.610	0.3897	ppb	0.0949	24.3	168.384	0.38974
Mo 202.032	0.1819	ppb	0.7551	415.2	18.3989	0.18189
Na 330.237	-54.3223	ppb	37.8274	69.6	61.8189	-54.32231
Ni 231.604	-0.0072	ppb	0.1758	2425.0	-5.0293	-0.00725
Pb 220.353	-0.8404	ppb	1.0184	121.2	30.0221	-0.84035
Sb 206.834	8.0213	ppb	2.2223	27.7	16.8102	8.02132
Se 196.026	-1.8638	ppb	4.5837	245.9	12.5555	-1.86383
Sn 189.925	0.2919	ppb	1.7962	615.4	-10.7856	0.29186
Sr 216.596	-0.0390	ppb	0.2478	635.3	21.4804	-0.03900
Ti 334.941	0.2127	ppb	0.0143	6.7	11.5379	0.21270
Tl 190.794	0.9496	ppb	2.2737	239.4	-16.1338	0.94959
V 292.401	0.3554	ppb	0.0291	8.2	1.9128	0.35540
Zn 206.200	-0.0412	ppb	0.3571	867.8	0.2939	-0.04119



E05022013.wvq. All Data Report 5/3/2013, 3:45:46 PM

700-76212-a-2-a (Samp) 5/2/2013, 9:22:10 PM Rack 2, Tube 15

Weight: 1

Volume: 1

Dilution: 1

Label	Replicates Concentration		
Ag 328.068	-1.7725u	-1.3380u	-1.4303u
Al 308.215	94785.4	94051.9	94827.1
As 188.980	58.6297	45.4361	57.7853
B 249.678	1.8233u	1.7371u	1.3633u
Ba 389.178	304.928	303.520	303.707
Be 313.042	2.4820	2.4717	2.4739
Ca 370.602	1860u	1888u	1863u
Cd 226.502	-1.9725	-2.1256	-2.0770
Co 228.615	25.6346	25.6092	25.3973
Cr 267.716	94.6606	94.6597	94.0881
Cu 324.754	48.7976	49.0436	49.0108
Fe 271.441	144701	144262	144487
K 766.491	5056.52	5026.98	5013.89
Mg 279.078	3945.68	3934.13	3936.34
Mn 257.610	1332.27	1336.74	1320.20
Mo 202.032	4.0376	4.2316	4.3219
Na 330.237	173.011u	410.497u	162.472u
Ni 231.604	33.8723	33.6738	33.6926
Pb 220.353	82.4224	82.6508	85.9962
Sb 206.834	-0.6914	-1.8192	0.4925
Se 196.026	1.7694	6.5171	-8.8461u
Sn 189.925	13.3805	13.1599	15.5803
Sr 216.596	66.4788	66.5180	65.9318
Ti 334.941	710.794	708.522	705.770
Tl 190.794	4.5619u	11.6919	2.8915u
V 292.401	230.906	229.879	229.034
Zn 206.200	82.4510	82.2019	82.8319

Label	Sol'n Conc.	Units	SD	%RSD	Int. (c/s)
Ag 328.068	-1.5136	ppb	0.2289	15.1	-139.938
Al 308.215	94554.8	ppb	435.999	0.5	409888
As 188.980	53.9504	ppb	7.3856	13.7	21.0658
B 249.678	1.6412	ppb	0.2445	14.9	-63.2347
Ba 389.178	304.052	ppb	0.7648	0.3	7274.86
Be 313.042	2.4759	ppb	0.0054	0.2	4226.90
Ca 370.602	1871	ppb	15.38	0.8	-5568
Cd 226.502	-2.0584	ppb	0.0782	3.8	432.195
Co 228.615	25.5470	ppb	0.1303	0.5	352.903
Cr 267.716	94.4695	ppb	0.3303	0.3	4959.44
Cu 324.754	48.9507	ppb	0.1336	0.3	2537.20
Fe 271.441	144483	ppb	219.302	0.2	264484
K 766.491	5032.46	ppb	21.8355	0.4	193194
Mg 279.078	3938.72	ppb	6.1348	0.2	8942.55
Mn 257.610	1329.74	ppb	8.5534	0.6	109561
Mo 202.032	4.1971	ppb	0.1453	3.5	41.8430
Na 330.237	248.660	ppb	140.254	56.4	27.7532
Ni 231.604	33.7462	ppb	0.1096	0.3	100.228
Pb 220.353	83.6898	ppb	2.0006	2.4	204.016
Sb 206.834	-0.6727	ppb	1.1560	171.8	11.3674
Se 196.026	-0.1865	ppb	7.8661	4216.9	13.5138
Sn 189.925	14.0402	ppb	1.3383	9.5	2.8843
Sr 216.596	66.3095	ppb	0.3277	0.5	928.653
Ti 334.941	708.362	ppb	2.5159	0.4	216777
Tl 190.794	6.3818	ppb	4.6740	73.2	-20.3067
V 292.401	229.940	ppb	0.9376	0.4	6609.26
Zn 206.200	82.4949	ppb	0.3173	0.4	146.728

E05022013.wvq. All Data Report 5/3/2013, 3:45:46 PM

700-76212-a-3-a (Samp) 5/2/2013, 9:27:35 PM Rack 2, Tube 16

Weight: 1

Volume: 1

Dilution: 1

Label	Replicates Concentration		
Ag 328.068	-2.2501u	-2.2096u	-2.1002u
Al 308.215	105759	105845	105024
As 188.980	36.2060	31.3923	33.2435
B 249.678	0.1829u	-0.3292u	0.7453u
Ba 389.178	431.264	431.073	430.663
Be 313.042	3.4567	3.4546	3.4395
Ca 370.602	1049u	1052u	1080u
Cd 226.502	-1.7755	-1.6740	-1.5156
Co 228.615	41.4730	40.9320	40.9624
Cr 267.716	81.6448	81.9739	81.7982
Cu 324.754	50.5342	49.7791	49.2462
Fe 271.441	122168	122135	121839
K 766.491	4302.11	4318.90	4294.41
Mg 279.078	3582.62	3593.51	3572.21
Mn 257.610	3526.27	3533.54	3548.36
Mo 202.032	6.8656	6.2369	5.6733
Na 330.237	176.288u	391.038u	278.107u
Ni 231.604	52.2735	51.1185	51.7753
Pb 220.353	107.012	106.168	107.181
Sb 206.834	5.0993	-0.0473	1.6803
Se 196.026	-8.9576u	-6.8146u	2.3097
Sn 189.925	14.9201	12.2213	11.6606
Sr 216.596	30.1767	30.8993	29.6592
Ti 334.941	1092.74	1096.16	1091.68
Tl 190.794	4.8609u	11.6525	10.1435u
V 292.401	202.910	203.097	202.818
Zn 206.200	123.373	121.718	123.075

Label	Sol'n Conc.	Units	SD	%RSD	Int. (c/s)
Ag 328.068	-2.1866	ppb	0.0775	3.5	-180.863
Al 308.215	105543	ppb	451.435	0.4	457515
As 188.980	33.6139	ppb	2.4281	7.2	8.9038
B 249.678	0.1997	ppb	0.5374	269.2	-53.0371
Ba 389.178	431.000	ppb	0.3071	0.1	10198.7
Be 313.042	3.4503	ppb	0.0094	0.3	6043.62
Ca 370.602	1061	ppb	16.84	1.6	-6196
Cd 226.502	-1.6550	ppb	0.1310	7.9	372.551
Co 228.615	41.1225	ppb	0.3040	0.7	569.936
Cr 267.716	81.8056	ppb	0.1647	0.2	4307.10
Cu 324.754	49.8532	ppb	0.6472	1.3	2572.89
Fe 271.441	122047	ppb	181.421	0.1	223435
K 766.491	4305.14	ppb	12.5235	0.3	165311
Mg 279.078	3582.78	ppb	10.6485	0.3	8089.48
Mn 257.610	3536.06	ppb	11.2581	0.3	290846
Mo 202.032	6.2586	ppb	0.5965	9.5	59.4495
Na 330.237	281.811	ppb	107.423	38.1	32.9298
Ni 231.604	51.7225	ppb	0.5793	1.1	153.911
Pb 220.353	106.787	ppb	0.5426	0.5	251.595
Sb 206.834	2.2441	ppb	2.6192	116.7	14.0970
Se 196.026	-4.4875	ppb	5.9833	133.3	11.8450
Sn 189.925	12.9340	ppb	1.7427	13.5	1.7843
Sr 216.596	30.2451	ppb	0.6229	2.1	461.530
Ti 334.941	1093.53	ppb	2.3385	0.2	334649
Tl 190.794	8.8856	ppb	3.5662	40.1	-19.8681
V 292.401	202.941	ppb	0.1421	0.1	5839.39
Zn 206.200	122.722	ppb	0.8824	0.7	208.382

E05022013.wvq. All Data Report 5/3/2013, 3:45:46 PM

700-76212-b-4-a (Samp) 5/2/2013, 9:33:00 PM Rack 2, Tube 17

Weight: 1

Volume: 1

Dilution: 1

Label	Replicates Concentration		
Ag 328.068	-1.5236u	-2.1122u	-1.1093u
Al 308.215	87228.1	87325.3	87041.3
As 188.980	51.0060	48.5726	47.4319
B 249.678	-7.2639u	-6.7993u	-6.1301u
Ba 389.178	234.933	235.356	234.857
Be 313.042	2.9848	2.9773	2.9827
Ca 370.602	6.500u	-3.137u	19.29u
Cd 226.502	-3.3907	-3.4150	-3.6060
Co 228.615	14.3584	13.8866	14.5997
Cr 267.716	109.449	108.943	109.127
Cu 324.754	79.2823	80.2847	79.2482
Fe 271.441	212335	212669	211922
K 766.491	5039.09	5060.69	5045.00
Mg 279.078	3421.51	3414.43	3412.24
Mn 257.610	1763.20	1761.95	1753.53
Mo 202.032	5.4331	4.4608	4.1568
Na 330.237	239.544u	351.825u	453.979u
Ni 231.604	25.8426	24.4650	25.4356
Pb 220.353	90.8821	89.0552	89.3630
Sb 206.834	-2.0486	-4.6312	-3.5324
Se 196.026	-9.4791u	-6.0689u	-3.2630u
Sn 189.925	17.5830	16.7800	16.6742
Sr 216.596	66.2887	66.3620	66.2670
Ti 334.941	722.714	722.909	722.906
Tl 190.794	3.6414u	3.0751u	4.2401u
V 292.401	289.053	288.874	288.393
Zn 206.200	84.0087	83.8393	80.9507

Label	Sol'n Conc.	Units	SD	%RSD	Int. (c/s)
Ag 328.068	-1.5817	ppb	0.5039	31.9	-143.060
Al 308.215	87198.2	ppb	144.287	0.2	378001
As 188.980	49.0035	ppb	1.8256	3.7	17.3588
B 249.678	-6.7311	ppb	0.5700	8.5	-259.249
Ba 389.178	235.049	ppb	0.2691	0.1	5762.74
Be 313.042	2.9816	ppb	0.0039	0.1	5164.23
Ca 370.602	7.549	ppb	11.25	149.0	-16982
Cd 226.502	-3.4706	ppb	0.1179	3.4	604.694
Co 228.615	14.2816	ppb	0.3627	2.5	202.534
Cr 267.716	109.173	ppb	0.2562	0.2	5742.26
Cu 324.754	79.6051	ppb	0.5889	0.7	3963.53
Fe 271.441	212309	ppb	374.541	0.2	388585
K 766.491	5048.26	ppb	11.1631	0.2	193799
Mg 279.078	3416.06	ppb	4.8464	0.1	7765.25
Mn 257.610	1759.56	ppb	5.2575	0.3	144947
Mo 202.032	4.6836	ppb	0.6667	14.2	41.8795
Na 330.237	348.449	ppb	107.257	30.8	12.3600
Ni 231.604	25.2477	ppb	0.7077	2.8	76.2049
Pb 220.353	89.7668	ppb	0.9781	1.1	216.335
Sb 206.834	-3.4041	ppb	1.2961	38.1	10.1016
Se 196.026	-6.2703	ppb	3.1130	49.6	10.2212
Sn 189.925	17.0124	ppb	0.4970	2.9	5.8372
Sr 216.596	66.3059	ppb	0.0498	0.1	960.938
Ti 334.941	722.843	ppb	0.1118	0.0	221214
Tl 190.794	3.6522	ppb	0.5826	16.0	-27.7703
V 292.401	288.773	ppb	0.3415	0.1	8300.62
Zn 206.200	82.9329	ppb	1.7187	2.1	154.810

E05022013.vvq. All Data Report 5/3/2013, 3:45:46 PM

700-76212-b-5-a (Samp) 5/2/2013, 9:38:25 PM Rack 2, Tube 18

Weight: 1

Volume: 1

Dilution: 1

Label	Replicates Concentration		
Ag 328.068	-4.3985u	-6.6730u	-6.6373u
Al 308.215	56092.0	65012.0	64645.8
As 188.980	51.7450	57.2415	66.0425
B 249.678	0.2673u	0.4523u	0.0147u
Ba 389.178	1828.10	2122.95	2110.33
Be 313.042	8.3630	9.6798	9.6082
Ca 370.602	2463u	2457u	2463u
Cd 226.502	-2.2026	-1.1862	-1.1995
Co 228.615	23.3960	27.7595	27.4559
Cr 267.716	93.5597	107.374	106.780
Cu 324.754	80.4290	105.855	105.423
Fe 271.441	95009.6	109847	109234
K 766.491	6727.38	7906.81	7907.29
Mg 279.078	4906.34	5691.60	5648.96
Mn 257.610	890.774	1027.40	1023.51
Mo 202.032	0.8516	1.8380	1.6501
Na 330.237	-110.555u	45.0901u	-173.677u
Ni 231.604	38.0991	42.3169	41.3220
Pb 220.353	145.379	168.796	172.616
Sb 206.834	-6.0984u	-5.9111u	-11.0349u
Se 196.026	-10.6512u	-5.3668u	-12.4876u
Sn 189.925	15.1903	12.4571	15.3517
Sr 216.596	475.618	543.795	540.718
Ti 334.941	407.628	473.917	471.282
Tl 190.794	6.9195	5.5004u	-0.0769u
V 292.401	166.616	192.813	191.386
Zn 206.200	96.4612	109.170	108.623

Label	Sol'n Conc.	Units	SD	%RSD	Int. (c/s)
Ag 328.068	-5.9030	ppb	1.3030	22.1	-511.008
Al 308.215	61916.6	ppb	5047.59	8.2	268424
As 188.980	58.3430	ppb	7.2121	12.4	24.1459
B 249.678	0.2447	ppb	0.2197	89.8	-30.0087
Ba 389.178	2020.46	ppb	166.711	8.3	47198.1
Be 313.042	9.2170	ppb	0.7405	8.0	16786.6
Ca 370.602	2461	ppb	3.360	0.1	-515.2
Cd 226.502	-1.5294	ppb	0.5830	38.1	318.807
Co 228.615	26.2038	ppb	2.4364	9.3	355.601
Cr 267.716	102.571	ppb	7.8096	7.6	5368.29
Cu 324.754	97.2356	ppb	14.5566	15.0	4745.34
Fe 271.441	104697	ppb	8395.12	8.0	191685
K 766.491	7513.83	ppb	681.079	9.1	288318
Mg 279.078	5415.63	ppb	441.577	8.2	12300.1
Mn 257.610	980.561	ppb	77.7823	7.9	80832.7
Mo 202.032	1.4465	ppb	0.5238	36.2	22.3250
Na 330.237	-79.7141	ppb	112.597	141.3	24.5710
Ni 231.604	40.5793	ppb	2.2048	5.4	119.876
Pb 220.353	162.264	ppb	14.7470	9.1	363.340
Sb 206.834	-7.6815	ppb	2.9057	37.8	2.0244
Se 196.026	-9.5019	ppb	3.6969	38.9	8.4980
Sn 189.925	14.3330	ppb	1.6266	11.3	3.1769
Sr 216.596	520.044	ppb	38.5047	7.4	6644.83
Ti 334.941	450.942	ppb	37.5344	8.3	137996
Tl 190.794	4.1143	ppb	3.6984	89.9	-20.0138
V 292.401	183.605	ppb	14.7305	8.0	5272.61
Zn 206.200	104.752	ppb	7.1849	6.8	638.787

E05022013.wvq. All Data Report 5/3/2013, 3:45:46 PM

700-76212-b-6-a (Samp) 5/2/2013, 9:43:49 PM Rack 2, Tube 19

Weight: 1

Volume: 1

Dilution: 1

Label	Replicates Concentration		
Ag 328.068	-1.0012u	-1.0309u	-1.2769u
Al 308.215	85314.8	84889.9	85259.6
As 188.980	72.3872	75.9252	70.6691
B 249.678	2.7334u	3.3247u	2.8960u
Ba 389.178	323.817	323.332	321.701
Be 313.042	2.7298	2.7114	2.7236
Ca 370.602	15933	15892	15909
Cd 226.502	-1.7551	-2.0490	-2.0870
Co 228.615	22.5737	22.0707	23.4179
Cr 267.716	123.094	122.465	122.389
Cu 324.754	62.7255	63.4121	64.0438
Fe 271.441	155786	154971	155588
K 766.491	4663.12	4655.91	4656.19
Mg 279.078	3803.50	3785.21	3792.41
Mn 257.610	892.502	893.981	889.919
Mo 202.032	5.5347	4.0665	4.2939
Na 330.237	397.816u	57.8632u	141.163u
Ni 231.604	42.2665	41.2732	42.0004
Pb 220.353	197.686	198.273	199.901
Sb 206.834	-3.3617	-2.4560	-3.6835
Se 196.026	-1.5153u	-10.6016u	1.2709
Sn 189.925	17.5826	23.1873	21.5766
Sr 216.596	74.5030	74.8862	74.2517
Ti 334.941	759.327	757.590	757.615
Tl 190.794	1.0721u	1.6926u	7.9016u
V 292.401	221.633	220.414	221.054
Zn 206.200	760.948	758.063	760.210

Label	Sol'n Conc.	Units	SD	%RSD	Int. (c/s)
Ag 328.068	-1.1030	ppb	0.1514	13.7	-110.142
Al 308.215	85154.8	ppb	231.048	0.3	369145
As 188.980	72.9938	ppb	2.6801	3.7	32.6641
B 249.678	2.9847	ppb	0.3055	10.2	-59.9847
Ba 389.178	322.950	ppb	1.1086	0.3	7730.25
Be 313.042	2.7216	ppb	0.0094	0.3	4688.78
Ca 370.602	15911	ppb	20.74	0.1	38260
Cd 226.502	-1.9637	ppb	0.1816	9.2	473.141
Co 228.615	22.6874	ppb	0.6808	3.0	316.399
Cr 267.716	122.650	ppb	0.3870	0.3	6424.81
Cu 324.754	63.3938	ppb	0.6593	1.0	3203.91
Fe 271.441	155449	ppb	424.993	0.3	284547
K 766.491	4658.41	ppb	4.0827	0.1	178854
Mg 279.078	3793.71	ppb	9.2101	0.2	8626.46
Mn 257.610	892.134	ppb	2.0563	0.2	73610.7
Mo 202.032	4.6317	ppb	0.7902	17.1	44.7040
Na 330.237	198.947	ppb	177.190	89.1	16.3623
Ni 231.604	41.8467	ppb	0.5142	1.2	124.914
Pb 220.353	198.620	ppb	1.1474	0.6	437.619
Sb 206.834	-3.1671	ppb	0.6365	20.1	8.9845
Se 196.026	-3.6153	ppb	6.2086	171.7	11.5285
Sn 189.925	20.7821	ppb	2.8856	13.9	9.5959
Sr 216.596	74.5470	ppb	0.3195	0.4	1039.51
Ti 334.941	758.177	ppb	0.9958	0.1	232022
Tl 190.794	3.5555	ppb	3.7766	106.2	-23.3052
V 292.401	221.034	ppb	0.6097	0.3	6352.04
Zn 206.200	759.740	ppb	1.4991	0.2	1226.57

E05022013.vvq. All Data Report 5/3/2013, 3:45:46 PM

680-89859-a-2-a (Samp) 5/2/2013, 9:49:14 PM Rack 2, Tube 20

Weight: 1 Volume: 1 Dilution: 1

Label	Replicates Concentration		
Ag 328.068	0.4463u	0.4529u	0.5081
Al 308.215	6538.53	6562.96	6552.64
As 188.980	18.9186	16.2763	11.9772
B 249.678	60.0555	61.1636	62.2028
Ba 389.178	79.8182	81.3062	80.2372
Be 313.042	0.1204	0.1245	0.1225
Ca 370.602	84833	85011	84997
Cd 226.502	1.5103	1.4610	1.5772
Co 228.615	9.0231	8.8527	8.9742
Cr 267.716	66.3083	65.9626	66.2500
Cu 324.754	7913.82	7982.64	8015.07
Fe 271.441	37787.1	37848.6	37868.5
K 766.491	4218.95	4213.35	4215.88
Mg 279.078	13797.1	13803.3	13785.4
Mn 257.610	758.217	754.248	753.924
Mo 202.032	9.6280	9.4084	9.2386
Na 330.237	51008.4	51113.2	50894.6
Ni 231.604	136.400	137.328	136.927
Pb 220.353	128.113	130.773	130.245
Sb 206.834	0.7571	3.6687	0.5971
Se 196.026	6.4256	-6.0756u	-10.1387u
Sn 189.925	30.4904	29.0843	27.0663
Sr 216.596	854.592	853.683	853.417
Ti 334.941	633.759	634.357	633.477
Tl 190.794	-2.1819u	3.3028	4.1127
V 292.401	23.5841	23.5061	23.7992
Zn 206.200	4154.33	4148.26	4142.76

Label	Sol'n Conc.	Units	SD	%RSD	Int. (c/s)
Ag 328.068	0.4691	ppb	0.0339	7.2	-24.8310
Al 308.215	6551.37	ppb	12.2623	0.2	28455.6
As 188.980	15.7240	ppb	3.5035	22.3	-0.4454
B 249.678	61.1406	ppb	1.0738	1.8	846.509
Ba 389.178	80.4539	ppb	0.7673	1.0	1941.09
Be 313.042	0.1225	ppb	0.0020	1.7	-133.815
Ca 370.602	84947	ppb	98.74	0.1	267678
Cd 226.502	1.5162	ppb	0.0583	3.8	214.324
Co 228.615	8.9500	ppb	0.0878	1.0	136.154
Cr 267.716	66.1737	ppb	0.1851	0.3	3460.88
Cu 324.754	7970.51	ppb	51.7042	0.6	366485
Fe 271.441	37834.7	ppb	42.4560	0.1	69340.4
K 766.491	4216.06	ppb	2.8046	0.1	161896
Mg 279.078	13795.3	ppb	9.0847	0.1	31309.8
Mn 257.610	755.463	ppb	2.3908	0.3	62294.6
Mo 202.032	9.4250	ppb	0.1952	2.1	89.4967
Na 330.237	51005.4	ppb	109.340	0.2	2664.93
Ni 231.604	136.885	ppb	0.4656	0.3	408.692
Pb 220.353	129.710	ppb	1.4083	1.1	295.682
Sb 206.834	1.6743	ppb	1.7291	103.3	10.8290
Se 196.026	-3.2629	ppb	8.6329	264.6	11.9290
Sn 189.925	28.8803	ppb	1.7212	6.0	17.7092
Sr 216.596	853.897	ppb	0.6159	0.1	10840.3
Ti 334.941	633.864	ppb	0.4492	0.1	194004
Tl 190.794	1.7445	ppb	3.4244	196.3	-18.5935
V 292.401	23.6298	ppb	0.1518	0.6	675.392
Zn 206.200	4148.45	ppb	5.7866	0.1	6611.41

E05022013.vvq. All Data Report 5/3/2013, 3:45:46 PM

680-89859-a-3-a (Samp) 5/2/2013, 9:54:40 PM Rack 2, Tube 21

Weight: 1 Volume: 1 Dilution: 1

Label	Replicates Concentration		
Ag 328.068	9.2638	10.1072	10.1144
Al 308.215	178285	179210	179818
As 188.980	508.782	513.479	505.775
B 249.678	281.262	282.064	283.890
Ba 389.178	2524.05	2533.50	2531.07
Be 313.042	5.7121	5.7371	5.7165
Ca 370.602	861800x	865512x	864037x
Cd 226.502	10.2361	10.0593	9.7354
Co 228.615	232.648	233.103	235.221
Cr 267.716	2224.76	2231.11	2226.80
Cu 324.754	51374.9x	51420.5x	52205.5x
Fe 271.441	850486	857967	857208
K 766.491	37694.9	37656.2	37648.9
Mg 279.078	193034	194046	193945
Mn 257.610	14643.0	14623.4	14523.0
Mo 202.032	756.916	758.320	759.045
Na 330.237	66878.4	67010.5	66834.0
Ni 231.604	3876.12	3887.49	3909.08
Pb 220.353	1130.60	1152.71	1143.71
Sb 206.834	114.914	108.836	109.797
Se 196.026	5.2772	-10.6130u	19.2019
Sn 189.925	134.062	134.954	142.409
Sr 216.596	5291.22	5314.86	5307.21
Ti 334.941	11305.2	11318.0	11337.7
Tl 190.794	14.5013u	14.5812u	13.1052u
V 292.401	627.147	628.590	629.252
Zn 206.200	27404.7	27578.8	27550.0

Label	Sol'n Conc.	Units	SD	%RSD	Int. (c/s)
Ag 328.068	9.8284b	ppb	0.4890	5.0	569.240
Al 308.215	179104b	ppb	772.170	0.4	776424
As 188.980	509.345b	ppb	3.8828	0.8	298.046
B 249.678	282.406b	ppb	1.3472	0.5	2662.10
Ba 389.178	2529.54b	ppb	4.9081	0.2	60623.0
Be 313.042	5.7219b	ppb	0.0133	0.2	10420.6
Ca 370.602	863783xb	ppb	1869	0.2	2684424
Cd 226.502	10.0103b	ppb	0.2539	2.5	3323.07
Co 228.615	233.657b	ppb	1.3733	0.6	3356.20
Cr 267.716	2227.56b	ppb	3.2442	0.1	116082
Cu 324.754	51667.0xb	ppb	466.955	0.9	2374459
Fe 271.441	855220b	ppb	4117.71	0.5	1564995
K 766.491	37666.7b	ppb	24.7419	0.1	1444244
Mg 279.078	193675b	ppb	557.181	0.3	439068
Mn 257.610	14596.5b	ppb	64.4004	0.4	1201019
Mo 202.032	758.093b	ppb	1.0824	0.1	5973.50
Na 330.237	66907.6b	ppb	91.7918	0.1	2983.89
Ni 231.604	3890.89b	ppb	16.7405	0.4	11748.9
Pb 220.353	1142.34b	ppb	11.1174	1.0	2356.06
Sb 206.834	111.183b	ppb	3.2672	2.9	178.741
Se 196.026	4.6220b	ppb	14.9182	322.8	18.1284
Sn 189.925	137.141b	ppb	4.5838	3.3	125.746
Sr 216.596	5304.43b	ppb	12.0625	0.2	67472.2
Ti 334.941	11320.3b	ppb	16.3469	0.1	3465487
Tl 190.794	14.0626b	ppb	0.8301	5.9	-72.9026
V 292.401	628.330b	ppb	1.0766	0.2	17952.4
Zn 206.200	27511.1b	ppb	93.3069	0.3	43906.8

E05022013.wvq. All Data Report 5/3/2013, 3:45:46 PM

680-89859-a-5-a (Samp) 5/2/2013, 10:00:06 PM Rack 2, Tube 22

Weight: 1

Volume: 1

Dilution: 1

Label	Replicates Concentration		
Ag 328.068	0.1091	-0.0191u	0.0199u
Al 308.215	539.959	536.510	536.774
As 188.980	-1.4032u	7.0601	4.6659
B 249.678	55.5190	55.9816	55.8417
Ba 389.178	0.5900	1.3861	1.2196
Be 313.042	0.0137	0.0092	0.0106
Ca 370.602	8534	8511	8492
Cd 226.502	0.2059	0.2824	0.1931
Co 228.615	0.7284	1.1109	0.3089
Cr 267.716	3.3718	3.5109	3.4884
Cu 324.754	36.0747	35.3402	34.5466
Fe 271.441	794.868	787.637	773.377
K 766.491	5087.89	5065.95	5057.68
Mg 279.078	14475.2	14477.9	14447.0
Mn 257.610	24.6489	24.8483	24.4329
Mo 202.032	0.2245	0.4306	0.9700
Na 330.237	126817x	126907x	127086x
Ni 231.604	2.1718	1.4672	0.9680
Pb 220.353	0.7117	5.0495	3.4396
Sb 206.834	-0.7811u	-2.3035u	-4.4545u
Se 196.026	-5.7169u	-4.5105u	4.4845
Sn 189.925	12.5337	6.9623	8.3517
Sr 216.596	122.540	123.255	123.044
Ti 334.941	62.7758	62.4721	61.9262
Tl 190.794	1.9636	0.1780	-1.3193u
V 292.401	1.9024	1.5122	1.3291
Zn 206.200	24.9034	22.9912	24.9921

Label	Sol'n Conc.	Units	SD	%RSD	Int. (c/s)
Ag 328.068	0.0366b	ppb	0.0657	179.4	-27.9484
Al 308.215	537.748b	ppb	1.9195	0.4	2390.02
As 188.980	3.4409b	ppb	4.3626	126.8	-8.1829
B 249.678	55.7808b	ppb	0.2373	0.4	824.756
Ba 389.178	1.0652b	ppb	0.4199	39.4	41.1449
Be 313.042	0.0111b	ppb	0.0023	20.6	-374.735
Ca 370.602	8513b	ppb	21.10	0.2	27093
Cd 226.502	0.2272b	ppb	0.0483	21.3	37.1450
Co 228.615	0.7161b	ppb	0.4012	56.0	12.4812
Cr 267.716	3.4570b	ppb	0.0747	2.2	188.997
Cu 324.754	35.3205b	ppb	0.7643	2.2	1873.99
Fe 271.441	785.294b	ppb	10.9355	1.4	1547.73
K 766.491	5070.51b	ppb	15.6080	0.3	194652
Mg 279.078	14466.7b	ppb	17.0980	0.1	32839.7
Mn 257.610	24.6433b	ppb	0.2078	0.8	2203.98
Mo 202.032	0.5417b	ppb	0.3850	71.1	21.2034
Na 330.237	126937xb	ppb	136.695	0.1	6653.54
Ni 231.604	1.5357b	ppb	0.6049	39.4	-0.3576
Pb 220.353	3.0669b	ppb	2.1928	71.5	37.9519
Sb 206.834	-2.5130b	ppb	1.8456	73.4	4.1546
Se 196.026	-1.9143b	ppb	5.5742	291.2	12.5334
Sn 189.925	9.2826b	ppb	2.9000	31.2	-1.7870
Sr 216.596	122.946b	ppb	0.3673	0.3	1577.33
Ti 334.941	62.3914b	ppb	0.4305	0.7	19101.7
Tl 190.794	0.2741b	ppb	1.6436	599.6	-16.9561
V 292.401	1.5812b	ppb	0.2928	18.5	37.0281
Zn 206.200	24.2956b	ppb	1.1305	4.7	38.5465



E05022013.vvq. All Data Report 5/3/2013, 3:45:46 PM

680-89859-a-4-a (Samp) 5/2/2013, 10:05:32 PM Rack 2, Tube 23

Weight: 1 Volume: 1 Dilution: 1

Label	Replicates Concentration		
Ag 328.068	0.7012u	0.7381u	0.9913
Al 308.215	19898.4	19885.6	19726.8
As 188.980	17.5371	22.0175	19.6918
B 249.678	103.044	103.058	103.608
Ba 389.178	96.1182	95.8185	95.9219
Be 313.042	0.4130	0.4133	0.4155
Ca 370.602	150495	151552	150308
Cd 226.502	0.5145	0.7163	0.6653
Co 228.615	14.5758	15.2353	14.5700
Cr 267.716	124.291	123.753	123.616
Cu 324.754	12409.1	12563.5	12279.3
Fe 271.441	39887.4	39907.5	39695.0
K 766.491	6622.61	6617.68	6602.23
Mg 279.078	30656.0	30664.0	30555.5
Mn 257.610	1219.54	1222.98	1230.28
Mo 202.032	7.1179	7.7164	7.6019
Na 330.237	125851x	124815x	126035x
Ni 231.604	153.787	150.722	152.754
Pb 220.353	208.820	209.018	211.767
Sb 206.834	-2.3726u	0.6180	4.0732
Se 196.026	0.6207	-2.9534u	0.6166
Sn 189.925	55.8003	52.0037	57.2082
Sr 216.596	1451.57	1451.20	1447.93
Ti 334.941	2011.62	2013.81	2004.00
Tl 190.794	5.1476	-0.7740u	4.1057
V 292.401	59.4151	60.0375	59.5552
Zn 206.200	5864.99	5852.88	5847.14

Label	Sol'n Conc.	Units	SD	%RSD	Int. (c/s)
Ag 328.068	0.8102b	ppb	0.1579	19.5	-24.0169
Al 308.215	19836.9b	ppb	95.6155	0.5	86039.0
As 188.980	19.7488b	ppb	2.2407	11.3	2.5310
B 249.678	103.237b	ppb	0.3216	0.3	1390.23
Ba 389.178	95.9529b	ppb	0.1522	0.2	2349.27
Be 313.042	0.4139b	ppb	0.0013	0.3	423.420
Ca 370.602	150785b	ppb	670.7	0.4	477495
Cd 226.502	0.6320b	ppb	0.1049	16.6	185.619
Co 228.615	14.7937b	ppb	0.3825	2.6	253.912
Cr 267.716	123.887b	ppb	0.3570	0.3	6467.06
Cu 324.754	12417.3b	ppb	142.243	1.1	570804
Fe 271.441	39830.0b	ppb	117.311	0.3	72993.1
K 766.491	6614.17b	ppb	10.6279	0.2	253829
Mg 279.078	30625.2b	ppb	60.4283	0.2	69460.9
Mn 257.610	1224.26b	ppb	5.4871	0.4	100870
Mo 202.032	7.4787b	ppb	0.3177	4.2	73.8951
Na 330.237	125567xb	ppb	657.509	0.5	6511.56
Ni 231.604	152.421b	ppb	1.5596	1.0	455.598
Pb 220.353	209.868b	ppb	1.6477	0.8	458.359
Sb 206.834	0.7729b	ppb	3.2257	417.3	10.5191
Se 196.026	-0.5720b	ppb	2.0623	360.5	13.4975
Sn 189.925	55.0040b	ppb	2.6921	4.9	43.7538
Sr 216.596	1450.24b	ppb	2.0025	0.1	18386.6
Ti 334.941	2009.81b	ppb	5.1518	0.3	615177
Tl 190.794	2.8264b	ppb	3.1613	111.8	-18.2559
V 292.401	59.6693b	ppb	0.3265	0.5	1730.81
Zn 206.200	5855.00b	ppb	9.1138	0.2	9329.66

E05022013.vvq. All Data Report 5/3/2013, 3:45:46 PM

640-43370-b-5-a (Samp) 5/2/2013, 10:10:58 PM Rack 2, Tube 24

Weight: 1

Volume: 1

Dilution: 1

Label	Replicates Concentration		
Ag 328.068	-0.1488u	0.1630	-0.0771u
Al 308.215	79.6263	78.6074	82.7199
As 188.980	8.4726	9.2283	3.5104
B 249.678	14258.4x	14184.9x	14302.8x
Ba 389.178	3.9499	3.6655	3.7415
Be 313.042	-0.0024u	-0.0048u	0.0043
Ca 370.602	891.1	887.3	895.5
Cd 226.502	0.2353	0.1308	0.1005
Co 228.615	0.5945	0.7027	1.1575
Cr 267.716	1.7311	1.7123	1.6870
Cu 324.754	7.8958	7.6072	8.1200
Fe 271.441	448.353	442.583	444.714
K 766.491	38.7639	39.1251	39.3745
Mg 279.078	30.4252	34.8071	33.0910
Mn 257.610	5.8653	5.6337	5.6485
Mo 202.032	0.4142	0.3578	0.8294
Na 330.237	88.7323	205.236	-10.4248u
Ni 231.604	1.8218	1.5644	2.0944
Pb 220.353	1.9745	2.2995	-1.7492u
Sb 206.834	3.8590	1.7679	-3.4398u
Se 196.026	-4.8722u	-5.7990u	-9.7243u
Sn 189.925	8.1436	11.2236	14.1479
Sr 216.596	3.3733	3.3319	3.6279
Ti 334.941	3.0125	2.7388	2.7171
Tl 190.794	2.8846	2.5165	0.7799
V 292.401	26.3162	25.8916	26.0381
Zn 206.200	37.0297	35.9992	35.4283

Label	Sol'n Conc.	Units	SD	%RSD	Int. (c/s)
Ag 328.068	-0.0210b	ppb	0.1633	779.4	-26.5236
Al 308.215	80.3179b	ppb	2.1417	2.7	407.021
As 188.980	7.0704b	ppb	3.1061	43.9	-6.0333
B 249.678	14248.7xb	ppb	59.5460	0.4	185020
Ba 389.178	3.7856b	ppb	0.1472	3.9	66.1058
Be 313.042	-0.0009b	ppb	0.0047	502.8	-385.747
Ca 370.602	891.3b	ppb	4.128	0.5	2833
Cd 226.502	0.1555b	ppb	0.0707	45.5	33.6813
Co 228.615	0.8182b	ppb	0.2988	36.5	12.0629
Cr 267.716	1.7101b	ppb	0.0221	1.3	95.2511
Cu 324.754	7.8743b	ppb	0.2571	3.3	612.585
Fe 271.441	445.216b	ppb	2.9176	0.7	925.657
K 766.491	39.0878b	ppb	0.3070	0.8	1770.06
Mg 279.078	32.7744b	ppb	2.2080	6.7	110.163
Mn 257.610	5.7159b	ppb	0.1296	2.3	606.597
Mo 202.032	0.5338b	ppb	0.2575	48.2	21.1089
Na 330.237	94.5145b	ppb	107.947	114.2	69.1184
Ni 231.604	1.8269b	ppb	0.2650	14.5	0.5123
Pb 220.353	0.8416b	ppb	2.2496	267.3	33.4464
Sb 206.834	0.7290b	ppb	3.7587	515.6	8.0366
Se 196.026	-6.7985b	ppb	2.5759	37.9	9.9050
Sn 189.925	11.1717b	ppb	3.0025	26.9	0.0353
Sr 216.596	3.4444b	ppb	0.1603	4.7	65.7643
Ti 334.941	2.8228b	ppb	0.1646	5.8	810.553
Tl 190.794	2.0603b	ppb	1.1240	54.6	-14.9377
V 292.401	26.0819b	ppb	0.2157	0.8	741.691
Zn 206.200	36.1524b	ppb	0.8116	2.2	574.4004

E05022013.vvq. All Data Report 5/3/2013, 3:45:46 PM

Cont Calib Verif (CCV) 5/2/2013, 10:16:24 PM Rack 2, Tube 25  
 Weight: 1 Volume: 1 Dilution: 1

Label	Replicates Concentration		
Ag 328.068	478.584	485.417	484.320
Al 308.215	4830.22	4808.29	4822.84
As 188.980	479.425	483.846	493.338
B 249.678	730.475	713.346	703.232
Ba 389.178	5002.27	4987.20	4999.12
Be 313.042	502.547	500.785	501.103
Ca 370.602	4924	4896	4915
Cd 226.502	500.471	498.412	500.080
Co 228.615	506.286	504.840	507.575
Cr 267.716	5008.57	4991.62	5009.39
Cu 324.754	5007.51	5091.42	4965.64
Fe 271.441	4820.56	4803.25	4815.86
K 766.491	10018.0	9969.39	10026.5
Mg 279.078	4836.73	4814.19	4832.97
Mn 257.610	4995.27	5003.15	5022.86
Mo 202.032	489.995	487.193	488.382
Na 330.237	7048.77	6953.26	6953.16
Ni 231.604	2520.98	2516.35	2522.45
Pb 220.353	479.802	478.044	478.652
Sb 206.834	916.743	920.956	920.170
Se 196.026	4790.67	4768.61	4759.67
Sn 189.925	4855.63	4877.78	4871.29
Sr 216.596	2449.43	2439.77	2448.26
Ti 334.941	481.832	480.876	482.693
Tl 190.794	4853.41	4850.01	4858.04
V 292.401	4827.87	4811.01	4824.17
Zn 206.200	2505.66	2489.46	2504.65

Label	Sol'n Conc.	Units	SD	%RSD	Int. (c/s)	QC Value
Ag 328.068	482.774	ppb	3.6694	0.8	38142.4	96.55478
Al 308.215	4820.45	ppb	11.1585	0.2	20936.2	96.40900
As 188.980	485.536	ppb	7.1088	1.5	285.093	97.10726
B 249.678	715.685	ppb	13.7709	1.9	9383.67	28.62738Q
Ba 389.178	4996.20	ppb	7.9519	0.2	116374	99.92392
Be 313.042	501.478	ppb	0.9391	0.2	933751	100.29566
Ca 370.602	4912	ppb	14.08	0.3	15557	98.23483
Cd 226.502	499.654	ppb	1.0936	0.2	19997.0	99.93083
Co 228.615	506.234	ppb	1.3682	0.3	6671.42	101.24672
Cr 267.716	5003.19	ppb	10.0344	0.2	260003	100.06386
Cu 324.754	5021.52	ppb	64.0523	1.3	230946	100.43048
Fe 271.441	4813.22	ppb	8.9490	0.2	9050.00	96.26447
K 766.491	10004.6	ppb	30.8152	0.3	383804	100.04636
Mg 279.078	4827.96	ppb	12.0747	0.3	10895.2	96.55922
Mn 257.610	5007.10	ppb	14.2089	0.3	411621	100.14194
Mo 202.032	488.523	ppb	1.4066	0.3	3876.18	97.70467
Na 330.237	6985.06	ppb	55.1685	0.8	403.312	93.13416
Ni 231.604	2519.93	ppb	3.1821	0.1	7594.29	100.79718
Pb 220.353	478.832	ppb	0.8928	0.2	1006.61	95.76649
Sb 206.834	919.289	ppb	2.2402	0.2	1173.05	91.92893
Se 196.026	4772.99	ppb	15.9572	0.3	2579.07	95.45971
Sn 189.925	4868.23	ppb	11.3841	0.2	4830.55	97.36465
Sr 216.596	2445.82	ppb	5.2749	0.2	30869.3	97.83280
Ti 334.941	481.800	ppb	0.9090	0.2	147421	96.35999
Tl 190.794	4853.82	ppb	4.0318	0.1	5288.15	97.07639
V 292.401	4821.02	ppb	8.8614	0.2	138234	96.42033
Zn 206.200	2499.92	ppb	9.0786	0.4	3966.59	99.99689

E05022013.vvq. All Data Report 5/3/2013, 3:45:46 PM

Cont Calib Blank (CCB)                      5/2/2013, 10:21:49 PM                      Rack 2, Tube 26  
 Weight: 1    Volume: 1    Dilution: 1

Label	Replicates Concentration		
Ag 328.068	0.0729	0.0391	-0.2326u
Al 308.215	1.4841	-1.0568u	-2.4056u
As 188.980	5.3350	3.8013	5.5331
B 249.678	107.010	101.896	96.6521
Ba 389.178	1.5099	0.8790	0.4748
Be 313.042	0.0398	0.0305	0.0335
Ca 370.602	-6.344u	-2.223u	-1.231u
Cd 226.502	0.2212	0.2530	-0.0834u
Co 228.615	0.6349	-0.1440u	0.8390
Cr 267.716	0.3938	0.3560	0.2350
Cu 324.754	-0.3618u	0.8071	0.1557
Fe 271.441	-5.6643u	3.4998	-1.1919u
K 766.491	2.2110	1.9455	1.8812
Mg 279.078	0.7457	5.0355	1.5256
Mn 257.610	0.2474	0.3388	0.3192
Mo 202.032	0.3906	0.7013	-0.1355u
Na 330.237	0.5555	39.7906	-53.1204u
Ni 231.604	-0.1520u	1.0097	0.6903
Pb 220.353	-2.0438u	-0.0659u	-1.0600u
Sb 206.834	6.2336	5.6889	4.7604
Se 196.026	-4.5612u	-3.6371u	-5.0085u
Sn 189.925	-1.1835u	-3.6982u	-4.3438u
Sr 216.596	-0.0315u	-0.1503u	0.0088
Ti 334.941	0.1831	0.1819	0.1681
Tl 190.794	2.7386	1.2738	0.2230
V 292.401	0.4782	0.4344	0.3382
Zn 206.200	-0.5337u	0.3091	1.1125

Label	Sol'n Conc.	Units	SD	%RSD	Int. (c/s)	QC Value
Ag 328.068	-0.0402	ppb	0.1675	416.5	-28.0720	-0.04021
Al 308.215	-0.6594	ppb	1.9751	299.5	56.3463	-0.65942
As 188.980	4.8898	ppb	0.9479	19.4	-7.3636	4.88977
B 249.678	101.853	ppb	5.1793	5.1	1423.68	101.85275Z
Ba 389.178	0.9546	ppb	0.5216	54.6	-0.6028	0.95456
Be 313.042	0.0346	ppb	0.0047	13.7	-318.875	0.03459
Ca 370.602	-3.266	ppb	2.711	83.0	19.07	-3.26586
Cd 226.502	0.1303	ppb	0.1857	142.5	31.1666	0.13029
Co 228.615	0.4433	ppb	0.5188	117.0	7.0900	0.44330
Cr 267.716	0.3283	ppb	0.0830	25.3	23.5550	0.32827
Cu 324.754	0.2003	ppb	0.5857	292.3	260.093	0.20034
Fe 271.441	-1.1188	ppb	4.5825	409.6	108.715	-1.11883
K 766.491	2.0125	ppb	0.1748	8.7	348.759	2.01255
Mg 279.078	2.4356	ppb	2.2851	93.8	41.4010	2.43562
Mn 257.610	0.3018	ppb	0.0481	15.9	161.164	0.30180
Mo 202.032	0.3188	ppb	0.4230	132.7	19.4835	0.31883
Na 330.237	-4.2581	ppb	46.6422	1095.4	64.4165	-4.25814
Ni 231.604	0.5160	ppb	0.6002	116.3	-3.4513	0.51603
Pb 220.353	-1.0566	ppb	0.9889	93.6	29.5818	-1.05656
Sb 206.834	5.5610	ppb	0.7449	13.4	13.8386	5.56097
Se 196.026	-4.4022	ppb	0.6994	15.9	11.1918	-4.40225
Sn 189.925	-3.0752	ppb	1.6697	54.3	-14.1342	-3.07515
Sr 216.596	-0.0577	ppb	0.0827	143.4	21.2346	-0.05767
Ti 334.941	0.1777	ppb	0.0083	4.7	0.8334	0.17768
Tl 190.794	1.4118	ppb	1.2635	89.5	-15.6277	1.41183
V 292.401	0.4169	ppb	0.0716	17.2	3.6707	0.41694
Zn 206.200	0.2960	ppb	0.8232	278.2	0.2434	0.29596

E05022013.vvq. All Data Report 5/3/2013, 3:45:46 PM

mb 680-275169/19-a (Samp) 5/2/2013, 10:27:14 PM Rack 2, Tube 27

Weight: 1

Volume: 1

Dilution: 1

Label	Replicates Concentration		
Ag 328.068	0.2680	0.0011	0.3660
Al 308.215	16.9138	18.6699	15.7160
As 188.980	2.1748	1.3962	1.2258
B 249.678	60.9122	57.6495	56.5503
Ba 389.178	0.8786	0.8587	0.4255
Be 313.042	0.0077	0.0054	0.0027
Ca 370.602	74.62	72.61	70.85
Cd 226.502	0.3416	0.2563	0.3503
Co 228.615	0.7655	0.0502	-0.1559u
Cr 267.716	2.8383	2.5431	2.6142
Cu 324.754	3.9635	3.3629	2.9701
Fe 271.441	83.3404	80.6603	82.8480
K 766.491	21.2378	21.1282	21.4094
Mg 279.078	16.2979	17.9508	20.7544
Mn 257.610	1.3923	1.2596	1.3441
Mo 202.032	0.4184	0.7454	1.4008
Na 330.237	140.628	-21.3666u	70.2491
Ni 231.604	0.2355	-0.8443u	0.8887
Pb 220.353	-0.4278u	0.7150	-1.9131u
Sb 206.834	-2.2026u	-1.6388u	-2.4327u
Se 196.026	-6.0519u	-5.8772u	-6.6047u
Sn 189.925	20.6763	21.9693	21.5554
Sr 216.596	0.6008	0.5077	0.3469
Ti 334.941	1.1101	1.0980	1.0537
Tl 190.794	-1.1763u	1.3022	-0.0784u
V 292.401	-0.1318u	0.1658	0.3467
Zn 206.200	4.5895	4.5566	4.4513

Label	Sol'n Conc.	Units	SD	%RSD	Int. (c/s)
Ag 328.068	0.2117	ppb	0.1889	89.2	-8.1439
Al 308.215	17.0999	ppb	1.4858	8.7	133.387
As 188.980	1.5989	ppb	0.5060	31.6	-9.3673
B 249.678	58.3707	ppb	2.2686	3.9	859.262
Ba 389.178	0.7209	ppb	0.2561	35.5	-5.8807
Be 313.042	0.0053	ppb	0.0025	47.1	-373.581
Ca 370.602	72.69	ppb	1.888	2.6	254.4
Cd 226.502	0.3161	ppb	0.0520	16.4	38.8687
Co 228.615	0.2199	ppb	0.4836	219.9	4.1405
Cr 267.716	2.6652	ppb	0.1541	5.8	145.042
Cu 324.754	3.4321	ppb	0.5003	14.6	408.627
Fe 271.441	82.2829	ppb	1.4266	1.7	261.285
K 766.491	21.2585	ppb	0.1417	0.7	1086.56
Mg 279.078	18.3344	ppb	2.2529	12.3	77.4459
Mn 257.610	1.3320	ppb	0.0672	5.0	245.952
Mo 202.032	0.8549	ppb	0.5003	58.5	23.7253
Na 330.237	63.1702	ppb	81.2290	128.6	67.8514
Ni 231.604	0.0933	ppb	0.8752	938.1	-4.7241
Pb 220.353	-0.5419	ppb	1.3178	243.2	30.6285
Sb 206.834	-2.0913	ppb	0.4085	19.5	4.6353
Se 196.026	-6.1779	ppb	0.3797	6.1	10.2380
Sn 189.925	21.4004	ppb	0.6603	3.1	10.2076
Sr 216.596	0.4851	ppb	0.1284	26.5	28.1176
Ti 334.941	1.0873	ppb	0.0297	2.7	279.289
Tl 190.794	0.0158	ppb	1.2419	7853.3	-17.1621
V 292.401	0.1269	ppb	0.2416	190.4	-4.9344
Zn 206.200	4.5325	ppb	0.0722	1.6	6.9932

E05022013.wvq. All Data Report 5/3/2013, 3:45:46 PM

680-89738-a-3-a (Samp) 5/2/2013, 10:32:39 PM Rack 2, Tube 28

Weight: 1

Volume: 1

Dilution: 1

Label	Replicates Concentration		
Ag 328.068	0.5308	0.1599	0.2937
Al 308.215	33.6075	33.0382	34.1108
As 188.980	4.8848	1.1510	4.8813
B 249.678	184.830	184.662	183.806
Ba 389.178	86.9105	85.9805	86.0392
Be 313.042	0.0066u	0.0080u	0.0048u
Ca 370.602	6297	6307	6274
Cd 226.502	0.4401	0.3550	0.1439
Co 228.615	1.6275	0.8833u	1.2070
Cr 267.716	5.1769	5.2813	5.2099
Cu 324.754	127.891	130.374	128.736
Fe 271.441	491.165	488.309	489.121
K 766.491	151.802	150.367	149.229
Mg 279.078	2597.98	2597.18	2584.60
Mn 257.610	11.1754	11.3362	11.0222
Mo 202.032	323.351	325.018	323.253
Na 330.237	-285.972u	-391.938u	-180.061u
Ni 231.604	3.6508	3.7907	4.0736
Pb 220.353	26.0485	25.5246	24.3644
Sb 206.834	-1.1568u	-0.6625u	-0.1607u
Se 196.026	-5.9179u	-12.0555u	-8.4296u
Sn 189.925	9.8201	12.5590	8.9956
Sr 216.596	5.5046	4.8073	4.6340
Ti 334.941	7.9892	7.9316	7.9851
Tl 190.794	2.4159	-2.4592u	2.0866
V 292.401	0.3684u	0.3301u	0.4380u
Zn 206.200	5569.64	5586.51	5561.64

Label	Sol'n Conc.	Units	SD	%RSD	Int. (c/s)
Ag 328.068	0.3281	ppb	0.1878	57.2	0.8714
Al 308.215	33.5855	ppb	0.5367	1.6	236.921
As 188.980	3.6390	ppb	2.1547	59.2	-8.1619
B 249.678	184.432	ppb	0.5491	0.3	2494.76
Ba 389.178	86.3100	ppb	0.5208	0.6	1996.51
Be 313.042	0.0064	ppb	0.0016	25.4	-417.968
Ca 370.602	6293	ppb	16.66	0.3	20035
Cd 226.502	0.3130	ppb	0.1525	48.7	40.1628
Co 228.615	1.2393	ppb	0.3732	30.1	5.5073
Cr 267.716	5.2227	ppb	0.0534	1.0	278.030
Cu 324.754	129.001	ppb	1.2624	1.0	6186.41
Fe 271.441	489.532	ppb	1.4718	0.3	1006.90
K 766.491	150.466	ppb	1.2892	0.9	6039.80
Mg 279.078	2593.25	ppb	7.5025	0.3	5916.17
Mn 257.610	11.1779	ppb	0.1570	1.4	1062.94
Mo 202.032	323.874	ppb	0.9919	0.3	2582.22
Na 330.237	-285.990	ppb	105.939	37.0	7.6695
Ni 231.604	3.8384	ppb	0.2154	5.6	6.5854
Pb 220.353	25.3125	ppb	0.8618	3.4	82.7342
Sb 206.834	-0.6600	ppb	0.4981	75.5	1.1336
Se 196.026	-8.8010	ppb	3.0856	35.1	8.8306
Sn 189.925	10.4582	ppb	1.8654	17.8	-0.6718
Sr 216.596	4.9820	ppb	0.4608	9.2	72.1915
Ti 334.941	7.9687	ppb	0.0321	0.4	2398.07
Tl 190.794	0.6811	ppb	2.7246	400.0	-16.6263
V 292.401	0.3788	ppb	0.0547	14.4	-63.5517
Zn 206.200	5572.60	ppb	12.6967	0.2	8875.90

E05022013.vvq. All Data Report 5/3/2013, 3:45:46 PM

mb 680-275044/1-a (Samp) 5/2/2013, 10:38:05 PM Rack 2, Tube 29

Weight: 1

Volume: 1

Dilution: 1

Label	Replicates Concentration		
Ag 328.068	-0.0654u	-0.2101u	-0.1041u
Al 308.215	34.0465	32.1548	29.7713
As 188.980	-1.0423u	-0.4987u	-0.1630u
B 249.678	22.6466	22.1946	21.0188
Ba 389.178	0.4906	1.5648	0.8520
Be 313.042	0.0102	0.0041	-0.0061u
Ca 370.602	77.39	76.42	70.45
Cd 226.502	0.1990	0.0078	0.0763
Co 228.615	0.3122	0.1646	0.3837
Cr 267.716	0.3631	0.3518	0.1935
Cu 324.754	0.3274	0.3370	0.2668
Fe 271.441	4.3594	7.5349	6.7673
K 766.491	11.1394	11.6862	9.9856
Mg 279.078	208.315	199.386	194.757
Mn 257.610	0.2585	0.2093	0.1719
Mo 202.032	0.0206	0.5894	-0.0100u
Na 330.237	-295.787u	66.0048	118.091
Ni 231.604	1.2144	-0.1938u	-0.4437u
Pb 220.353	-0.5151u	-0.3208u	0.5485
Sb 206.834	-4.2793u	-2.0818u	-2.7839u
Se 196.026	-5.4942u	-0.5426u	-7.5777u
Sn 189.925	9.3340	9.1560	9.8306
Sr 216.596	-0.1948u	-0.4556u	-0.3242u
Ti 334.941	0.2962	0.2177	0.3263
Tl 190.794	3.4292	1.9325	-5.1687u
V 292.401	-0.0588u	-0.0320u	-0.2228u
Zn 206.200	2.0245	2.5619	2.0108

Label	Sol'n Conc.	Units	SD	%RSD	Int. (c/s)
Ag 328.068	-0.1266	ppb	0.0749	59.2	-34.9099
Al 308.215	31.9909	ppb	2.1423	6.7	197.865
As 188.980	-0.5680	ppb	0.4437	78.1	-10.6854
B 249.678	21.9534	ppb	0.8403	3.8	386.740
Ba 389.178	0.9692	ppb	0.5466	56.4	0.2667
Be 313.042	0.0027	ppb	0.0082	304.0	-378.226
Ca 370.602	74.75	ppb	3.757	5.0	267.1
Cd 226.502	0.0943	ppb	0.0969	102.7	29.7543
Co 228.615	0.2868	ppb	0.1118	39.0	5.0267
Cr 267.716	0.3028	ppb	0.0949	31.3	22.2403
Cu 324.754	0.3104	ppb	0.0381	12.3	265.155
Fe 271.441	6.2206	ppb	1.6569	26.6	122.115
K 766.491	10.9371	ppb	0.8682	7.9	690.885
Mg 279.078	200.819	ppb	6.8914	3.4	491.244
Mn 257.610	0.2132	ppb	0.0434	20.4	154.466
Mo 202.032	0.2000	ppb	0.3376	168.8	18.5432
Na 330.237	-37.2305	ppb	225.426	605.5	62.6869
Ni 231.604	0.1923	ppb	0.8940	464.9	-4.4275
Pb 220.353	-0.0958	ppb	0.5663	591.1	31.5383
Sb 206.834	-3.0484	ppb	1.1224	36.8	3.4595
Se 196.026	-4.5382	ppb	3.6137	79.6	11.1188
Sn 189.925	9.4402	ppb	0.3496	3.7	-1.6872
Sr 216.596	-0.3249	ppb	0.1304	40.2	17.8715
Ti 334.941	0.2801	ppb	0.0561	20.0	33.1453
Tl 190.794	0.0644	ppb	4.5933	7136.3	-17.1026
V 292.401	-0.1045	ppb	0.1033	98.8	-11.3094
Zn 206.200	2.1991	ppb	0.3143	14.3	3.2754

E05022013.vvq. All Data Report 5/3/2013, 3:45:46 PM

ics 680-275044/2-a (Samp)      5/2/2013, 10:43:30 PM      Rack 2, Tube 30  
 Weight: 1      Volume: 1      Dilution: 1

Label	Replicates Concentration		
Ag 328.068	48.7934	47.8127	47.6287
Al 308.215	4754.54	4805.30	4746.05
As 188.980	108.548	99.8112	107.149
B 249.678	192.460	194.232	193.938
Ba 389.178	100.450	101.486	100.660
Be 313.042	50.3936	50.6538	50.5316
Ca 370.602	4797	4826	4795
Cd 226.502	50.7694	50.8663	50.6413
Co 228.615	50.6170	51.0473	51.3456
Cr 267.716	100.540	101.167	100.634
Cu 324.754	100.991	102.798	100.687
Fe 271.441	4733.97	4755.30	4746.50
K 766.491	4941.08	4959.13	4967.08
Mg 279.078	4828.10	4851.22	4832.23
Mn 257.610	504.872	508.783	511.671
Mo 202.032	96.8172	97.1949	96.7600
Na 330.237	4649.86	4630.06	4638.50
Ni 231.604	99.2461	99.1539	99.9728
Pb 220.353	47.0214	46.6685	46.7989
Sb 206.834	48.0694	46.6504	50.8495
Se 196.026	81.0769	92.9517	91.7393
Sn 189.925	201.760	198.169	197.631
Sr 216.596	97.4412	98.6406	97.1480
Ti 334.941	95.7004	96.3034	96.4120
Tl 190.794	40.0151	38.8640	40.2337
V 292.401	96.5084	97.1590	96.6455
Zn 206.200	98.3173	100.006	99.4241

Label	Sol'n Conc.	Units	SD	%RSD	Int. (c/s)
Ag 328.068	48.0783	ppb	0.6261	1.3	3780.48
Al 308.215	4768.63	ppb	32.0389	0.7	20736.3
As 188.980	105.170	ppb	4.6929	4.5	53.6484
B 249.678	193.543	ppb	0.9497	0.5	2607.52
Ba 389.178	100.866	ppb	0.5477	0.5	2346.51
Be 313.042	50.5263	ppb	0.1302	0.3	93743.0
Ca 370.602	4806	ppb	17.06	0.4	14986
Cd 226.502	50.7590	ppb	0.1128	0.2	2069.19
Co 228.615	51.0033	ppb	0.3663	0.7	671.465
Cr 267.716	100.780	ppb	0.3378	0.3	5246.68
Cu 324.754	101.492	ppb	1.1414	1.1	4917.00
Fe 271.441	4745.26	ppb	10.7161	0.2	8802.79
K 766.491	4955.76	ppb	13.3250	0.3	190253
Mg 279.078	4837.18	ppb	12.3277	0.3	10995.1
Mn 257.610	508.442	ppb	3.4127	0.7	41937.0
Mo 202.032	96.9240	ppb	0.2363	0.2	784.201
Na 330.237	4639.48	ppb	9.9348	0.2	302.562
Ni 231.604	99.4576	ppb	0.4486	0.5	295.034
Pb 220.353	46.8296	ppb	0.1784	0.4	127.060
Sb 206.834	48.5231	ppb	2.1360	4.4	65.9225
Se 196.026	88.5893	ppb	6.5341	7.4	61.2776
Sn 189.925	199.187	ppb	2.2448	1.1	187.026
Sr 216.596	97.7433	ppb	0.7908	0.8	1254.23
Ti 334.941	96.1386	ppb	0.3834	0.4	29393.1
Tl 190.794	39.7043	ppb	0.7358	1.9	25.2143
V 292.401	96.7710	ppb	0.3430	0.4	2750.32
Zn 206.200	99.2492	ppb	0.8579	0.8	158.064



E05022013.vvq. All Data Report 5/3/2013, 3:45:46 PM

680-89736-b-2-b (Samp) 5/2/2013, 10:49:06 PM Rack 2, Tube 31

Weight: 1

Volume: 1

Dilution: 1

Label	Replicates Concentration		
Ag 328.068	-0.3386u	-0.5163u	-0.8361u
Al 308.215	41668.1	41571.2	41589.2
As 188.980	6.0328	3.0863	4.1915
B 249.678	9.1133	8.0673	7.8799u
Ba 389.178	235.271	235.567	236.179
Be 313.042	2.1123	2.1179	2.1227
Ca 370.602	1253u	1257u	1261u
Cd 226.502	-1.2488	-1.1752	-1.4144
Co 228.615	31.1455	32.5034	32.3714
Cr 267.716	141.030	141.245	141.308
Cu 324.754	56.4863	57.6711	56.8054
Fe 271.441	80013.2	79869.8	80000.5
K 766.491	6556.40	6553.32	6560.89
Mg 279.078	10294.9	10286.0	10298.9
Mn 257.610	741.699	739.109	741.548
Mo 202.032	1.0974	0.7362	0.6694
Na 330.237	807.589u	836.009u	773.460u
Ni 231.604	37.2617	36.8586	37.0159
Pb 220.353	86.6729	86.7351	89.4061
Sb 206.834	-0.8180	-1.7397	-1.8081
Se 196.026	-9.1619u	-6.8585u	-4.9528u
Sn 189.925	21.6549	16.8064	21.0980
Sr 216.596	30.3853	30.0575	29.6616
Ti 334.941	2453.05	2447.74	2454.58
Tl 190.794	1.1197u	1.5687u	1.8816u
V 292.401	191.757	191.075	191.159
Zn 206.200	2774.74	2768.59	2763.48

Label	Sol'n Conc.	Units	SD	%RSD	Int. (c/s)
Ag 328.068	-0.5637	ppb	0.2521	44.7	-66.2750
Al 308.215	41609.5	ppb	51.5178	0.1	180406
As 188.980	4.4369	ppb	1.4885	33.5	-8.4305
B 249.678	8.3535	ppb	0.6646	8.0	107.299
Ba 389.178	235.672	ppb	0.4631	0.2	5606.96
Be 313.042	2.1176	ppb	0.0052	0.2	3557.28
Ca 370.602	1257	ppb	3.968	0.3	-1969
Cd 226.502	-1.2795	ppb	0.1225	9.6	244.802
Co 228.615	32.0068	ppb	0.7488	2.3	492.183
Cr 267.716	141.194	ppb	0.1459	0.1	7371.99
Cu 324.754	56.9876	ppb	0.6131	1.1	2889.21
Fe 271.441	79961.2	ppb	79.3849	0.1	146427
K 766.491	6556.87	ppb	3.8095	0.1	251633
Mg 279.078	10293.3	ppb	6.5635	0.1	23366.2
Mn 257.610	740.785	ppb	1.4539	0.2	61118.8
Mo 202.032	0.8344	ppb	0.2303	27.6	18.8146
Na 330.237	805.686	ppb	31.3178	3.9	42.3870
Ni 231.604	37.0454	ppb	0.2032	0.5	108.623
Pb 220.353	87.6047	ppb	1.5604	1.8	209.526
Sb 206.834	-1.4553	ppb	0.5529	38.0	9.2483
Se 196.026	-6.9911	ppb	2.1077	30.1	9.8356
Sn 189.925	19.8531	ppb	2.6531	13.4	8.6670
Sr 216.596	30.0348	ppb	0.3624	1.2	439.193
Ti 334.941	2451.79	ppb	3.5898	0.1	750358
Tl 190.794	1.5233	ppb	0.3830	25.1	-21.0633
V 292.401	191.330	ppb	0.3716	0.2	5525.63
Zn 206.200	2768.94	ppb	5.6357	0.2	4418.48

E05022013.wvq. All Data Report 5/3/2013, 3:45:46 PM

680-89736-b-2-bSD^5 (Samp) 5/2/2013, 10:54:32 PM

Rack 2, Tube 32

Weight: 1

Volume: 1

Dilution: 1

Label	Replicates Concentration		
Ag 328.068	-0.3688u	-0.1562u	-0.3092u
Al 308.215	8748.17	8567.96	8381.93
As 188.980	1.5787	3.4796	5.5627
B 249.678	7.0368	6.5319	7.1439
Ba 389.178	50.6451	49.5349	48.5402
Be 313.042	0.4259	0.4270	0.4142
Ca 370.602	262.4u	268.3u	270.9u
Cd 226.502	-0.2289	-0.1694	-0.2956
Co 228.615	7.0982	7.4942	6.8741
Cr 267.716	29.7565	29.2429	28.6292
Cu 324.754	11.9475	12.2566	11.8266
Fe 271.441	16915.9	16604.1	16241.3
K 766.491	1345.96	1335.62	1310.30
Mg 279.078	2196.14	2158.21	2110.98
Mn 257.610	156.299	154.625	151.048
Mo 202.032	0.1125u	-0.0222u	-0.0597u
Na 330.237	146.526u	174.840u	252.619u
Ni 231.604	7.4699	7.6035	7.3435
Pb 220.353	17.0120	16.3705	18.6393
Sb 206.834	-2.7738u	3.0263	-0.7085u
Se 196.026	-7.0948u	-8.1339u	-7.7135u
Sn 189.925	2.8132	2.3870	4.2607
Sr 216.596	6.3620	6.1181	6.3053
Ti 334.941	523.117	514.548	503.416
Tl 190.794	2.1436	0.1527u	3.7698
V 292.401	39.9392	39.2500	38.7054
Zn 206.200	588.861	575.161	564.932

Label	Sol'n Conc.	Units	SD	%RSD	Int. (c/s)
Ag 328.068	-0.2781	ppb	0.1097	39.4	-46.2380
Al 308.215	8566.02	ppb	183.126	2.1	37186.6
As 188.980	3.5403	ppb	1.9927	56.3	-8.3491
B 249.678	6.9042	ppb	0.3268	4.7	170.066
Ba 389.178	49.5734	ppb	1.0530	2.1	1161.04
Be 313.042	0.4224	ppb	0.0071	1.7	402.667
Ca 370.602	267.2	ppb	4.326	1.6	-364.7
Cd 226.502	-0.2313	ppb	0.0631	27.3	72.7702
Co 228.615	7.1555	ppb	0.3140	4.4	110.041
Cr 267.716	29.2095	ppb	0.5644	1.9	1530.26
Cu 324.754	12.0102	ppb	0.2217	1.8	806.854
Fe 271.441	16587.1	ppb	337.614	2.0	30462.4
K 766.491	1330.62	ppb	18.3440	1.4	51281.8
Mg 279.078	2155.11	ppb	42.6614	2.0	4920.60
Mn 257.610	153.991	ppb	2.6822	1.7	12813.1
Mo 202.032	0.0102	ppb	0.0906	888.9	16.0538
Na 330.237	191.328	ppb	54.9349	28.7	61.2233
Ni 231.604	7.4723	ppb	0.1300	1.7	17.9238
Pb 220.353	17.3406	ppb	1.1695	6.7	66.9162
Sb 206.834	-0.1520	ppb	2.9398	1934.0	7.7534
Se 196.026	-7.6474	ppb	0.5227	6.8	9.4555
Sn 189.925	3.1536	ppb	0.9821	31.1	-7.9397
Sr 216.596	6.2618	ppb	0.1276	2.0	108.931
Ti 334.941	513.694	ppb	9.8783	1.9	157171
Tl 190.794	2.0220	ppb	1.8116	89.6	-16.1134
V 292.401	39.2982	ppb	0.6183	1.6	1128.55
Zn 206.200	576.318	ppb	12.0061	2.1	919.464

E05022013.vvq. All Data Report 5/3/2013, 3:45:46 PM

**680-89736-b-2-bPDS (Samp) 5/2/2013, 10:59:57 PM Rack 2, Tube 33****Weight: 1****Volume: 1****Dilution: 1**

Label	Replicates Concentration		
Ag 328.068	48.0296	47.1381	47.7878
Al 308.215	42784.1	42494.7	42592.7
As 188.980	2037.36	2032.22	2028.28
B 249.678	969.151	967.579	970.354
Ba 389.178	2275.87	2265.51	2262.64
Be 313.042	52.7589	52.5400	52.5719
Ca 370.602	6178	6162	6154
Cd 226.502	49.6597	49.0364	49.5093
Co 228.615	546.125	536.699	543.637
Cr 267.716	342.949	341.829	341.007
Cu 324.754	316.193	312.168	314.364
Fe 271.441	79149.7	78667.9	78695.3
K 766.491	11891.6	11809.9	11843.6
Mg 279.078	15009.3	14956.4	14943.8
Mn 257.610	1238.68	1234.87	1228.04
Mo 202.032	514.592	514.306	511.441
Na 330.237	5956.67	5662.09	5987.15
Ni 231.604	540.925	539.867	543.546
Pb 220.353	571.635	567.726	567.835
Sb 206.834	482.424	474.601	478.989
Se 196.026	1962.57	1929.41	1942.13
Sn 189.925	1019.03	1015.33	1009.79
Sr 216.596	538.618	536.993	534.310
Ti 334.941	3353.56	3339.86	3343.43
Tl 190.794	2012.19	1995.12	1988.58
V 292.401	676.585	673.885	673.392
Zn 206.200	3220.67	3192.23	3196.40

Label	Sol'n Conc.	Units	SD	%RSD	Int. (c/s)
Ag 328.068	47.6519	ppb	0.4611	1.0	3733.27
Al 308.215	42623.8	ppb	147.230	0.3	184847
As 188.980	2032.62	ppb	4.5530	0.2	1226.13
B 249.678	969.028	ppb	1.3916	0.1	12576.2
Ba 389.178	2268.01	ppb	6.9586	0.3	52955.5
Be 313.042	52.6236	ppb	0.1183	0.2	97567.1
Ca 370.602	6165	ppb	12.34	0.2	13934
Cd 226.502	49.4018	ppb	0.3252	0.7	2265.33
Co 228.615	542.154	ppb	4.8845	0.9	7210.68
Cr 267.716	341.929	ppb	0.9748	0.3	17803.1
Cu 324.754	314.242	ppb	2.0151	0.6	14717.5
Fe 271.441	78837.6	ppb	270.585	0.3	144460
K 766.491	11848.4	ppb	41.0523	0.3	454486
Mg 279.078	14969.8	ppb	34.7795	0.2	33961.4
Mn 257.610	1233.87	ppb	5.3919	0.4	101651
Mo 202.032	513.446	ppb	1.7427	0.3	4078.09
Na 330.237	5868.64	ppb	179.525	3.1	295.289
Ni 231.604	541.446	ppb	1.8941	0.3	1629.68
Pb 220.353	569.065	ppb	2.2259	0.4	1188.14
Sb 206.834	478.672	ppb	3.9213	0.8	583.021
Se 196.026	1944.70	ppb	16.7279	0.9	1058.47
Sn 189.925	1014.72	ppb	4.6537	0.5	998.095
Sr 216.596	536.640	ppb	2.1759	0.4	6811.15
Ti 334.941	3345.62	ppb	7.1103	0.2	1023927
Tl 190.794	1998.63	ppb	12.1890	0.6	2163.75
V 292.401	674.621	ppb	1.7185	0.3	19323.2
Zn 206.200	3203.10	ppb	15.3562	0.5	5109.27

E05022013.vvq. All Data Report 5/3/2013, 3:45:46 PM

680-89736-b-2-c ms (Samp) 5/2/2013, 11:05:23 PM Rack 2, Tube 34

Weight: 1

Volume: 1

Dilution: 1

Label	Replicates Concentration		
Ag 328.068	50.5562	50.0371	49.7071
Al 308.215	38489.3	38511.4	38523.4
As 188.980	111.252	108.196	100.561
B 249.678	199.645	198.890	198.401
Ba 389.178	236.592	236.654	236.248
Be 313.042	53.3866	53.3700	53.3814
Ca 370.602	5310	5306	5292
Cd 226.502	50.5579	50.5109	50.1188
Co 228.615	77.5525	78.1911	78.0593
Cr 267.716	209.612	209.855	209.478
Cu 324.754	208.813	208.433	209.615
Fe 271.441	84404.2	84301.9	84249.9
K 766.491	8618.02	8580.84	8596.10
Mg 279.078	8960.25	8950.37	8945.38
Mn 257.610	1168.20	1163.87	1162.83
Mo 202.032	99.7289	99.5191	99.6460
Na 330.237	4856.01	5028.54	5212.59
Ni 231.604	130.264	131.636	129.724
Pb 220.353	119.588	119.606	121.338
Sb 206.834	38.9232	39.0498	38.9453
Se 196.026	97.3422	99.3074	86.5543
Sn 189.925	207.483	211.309	206.218
Sr 216.596	109.008	107.899	108.299
Ti 334.941	1675.29	1673.27	1671.87
Tl 190.794	43.4918	42.8537	40.0803
V 292.401	273.281	273.509	273.565
Zn 206.200	1817.56	1816.23	1822.30

Label	Sol'n Conc.	Units	SD	%RSD	Int. (c/s)
Ag 328.068	50.1001	ppb	0.4281	0.9	3944.33
Al 308.215	38508.1	ppb	17.2874	0.0	166972
As 188.980	106.670	ppb	5.5067	5.2	53.7667
B 249.678	198.979	ppb	0.6271	0.3	2575.52
Ba 389.178	236.498	ppb	0.2187	0.1	5629.62
Be 313.042	53.3793	ppb	0.0085	0.0	99053.4
Ca 370.602	5303	ppb	9.439	0.2	10429
Cd 226.502	50.3959	ppb	0.2411	0.5	2323.45
Co 228.615	77.9343	ppb	0.3372	0.4	1069.59
Cr 267.716	209.648	ppb	0.1911	0.1	10929.9
Cu 324.754	208.954	ppb	0.6036	0.3	9874.59
Fe 271.441	84318.7	ppb	78.5232	0.1	154408
K 766.491	8598.32	ppb	18.6920	0.2	329893
Mg 279.078	8952.00	ppb	7.5680	0.1	20319.1
Mn 257.610	1164.97	ppb	2.8485	0.2	95977.0
Mo 202.032	99.6313	ppb	0.1057	0.1	800.941
Na 330.237	5032.38	ppb	178.320	3.5	273.702
Ni 231.604	130.541	ppb	0.9857	0.8	390.675
Pb 220.353	120.177	ppb	1.0051	0.8	276.220
Sb 206.834	38.9728	ppb	0.0676	0.2	57.8571
Se 196.026	94.4013	ppb	6.8664	7.3	64.4129
Sn 189.925	208.337	ppb	2.6506	1.3	196.124
Sr 216.596	108.402	ppb	0.5619	0.5	1426.32
Ti 334.941	1673.48	ppb	1.7168	0.1	512155
Tl 190.794	42.1419	ppb	1.8137	4.3	22.4621
V 292.401	273.452	ppb	0.1506	0.1	7850.09
Zn 206.200	1818.70	ppb	3.1910	0.2	2995.20

680-89736-b-2-d msd (Samp) 5/2/2013, 11:10:49 PM Rack 2, Tube 35

Weight: 1 Volume: 1 Dilution: 1

Label	Replicates Concentration		
Ag 328.068	50.4775	50.3921	50.3973
Al 308.215	33132.0	33078.8	33285.5
As 188.980	111.717	117.222	120.498
B 249.678	192.596	192.605	193.549
Ba 389.178	227.220	227.002	227.635
Be 313.042	54.3035	54.0428	54.2896
Ca 370.602	5480	5455	5463
Cd 226.502	51.0283	50.7387	50.8077
Co 228.615	96.4889	96.6010	97.1822
Cr 267.716	390.846	389.144	391.039
Cu 324.754	153.076	153.219	152.313
Fe 271.441	75310.2	74987.2	75250.4
K 766.491	8315.96	8258.35	8292.53
Mg 279.078	9131.64	9099.44	9145.89
Mn 257.610	1485.58	1474.43	1470.35
Mo 202.032	99.5293	100.237	100.047
Na 330.237	4863.49	4925.73	5029.47
Ni 231.604	164.452	164.447	166.332
Pb 220.353	143.404	141.186	142.765
Sb 206.834	36.0581	40.3617	35.5507
Se 196.026	92.5175	96.7512	81.5120
Sn 189.925	209.961	205.400	205.884
Sr 216.596	109.235	109.562	109.171
Ti 334.941	1826.60	1815.19	1822.43
Tl 190.794	42.1196	44.4179	44.0350
V 292.401	337.242	334.946	337.150
Zn 206.200	1852.57	1860.59	1852.66

Label	Sol'n Conc.	Units	SD	%RSD	Int. (c/s)
Ag 328.068	50.4223	ppb	0.0479	0.1	3971.70
Al 308.215	33165.4	ppb	107.302	0.3	143815
As 188.980	116.479	ppb	4.4371	3.8	59.8305
B 249.678	192.917	ppb	0.5474	0.3	2508.55
Ba 389.178	227.285	ppb	0.3216	0.1	5402.78
Be 313.042	54.2120	ppb	0.1467	0.3	100602
Ca 370.602	5466	ppb	13.14	0.2	11722
Cd 226.502	50.8582	ppb	0.1513	0.3	2311.26
Co 228.615	96.7574	ppb	0.3722	0.4	1322.61
Cr 267.716	390.343	ppb	1.0427	0.3	20319.7
Cu 324.754	152.870	ppb	0.4873	0.3	7294.64
Fe 271.441	75182.6	ppb	171.808	0.2	137695
K 766.491	8288.94	ppb	28.9710	0.3	318033
Mg 279.078	9125.66	ppb	23.7949	0.3	20707.3
Mn 257.610	1476.79	ppb	7.8830	0.5	121593
Mo 202.032	99.9379	ppb	0.3664	0.4	803.734
Na 330.237	4939.56	ppb	83.8505	1.7	270.178
Ni 231.604	165.077	ppb	1.0867	0.7	494.603
Pb 220.353	142.452	ppb	1.1417	0.8	321.424
Sb 206.834	37.3235	ppb	2.6434	7.1	57.7577
Se 196.026	90.2602	ppb	7.8664	8.7	62.2914
Sn 189.925	207.081	ppb	2.5055	1.2	194.876
Sr 216.596	109.323	ppb	0.2099	0.2	1432.93
Ti 334.941	1821.41	ppb	5.7771	0.3	557427
Tl 190.794	43.5242	ppb	1.2314	2.8	24.0266
V 292.401	336.446	ppb	1.2999	0.4	9652.61
Zn 206.200	1855.27	ppb	4.6068	0.2	2961.90

E05022013.wvq. All Data Report 5/3/2013, 3:45:46 PM

680-89736-b-3-b (Samp) 5/2/2013, 11:16:15 PM Rack 2, Tube 36

Weight: 1

Volume: 1

Dilution: 1

Label	Replicates Concentration		
Ag 328.068	0.1210	-0.2014u	-0.2251u
Al 308.215	14042.7	13842.3	13837.7
As 188.980	3.0457	1.0396	0.8498
B 249.678	8.6777	7.6451	7.7429
Ba 389.178	83.4730	84.3469	83.0971
Be 313.042	0.8551	0.8455	0.8515
Ca 370.602	338.6u	357.6u	346.6u
Cd 226.502	-0.5555	-0.5848	-0.4886
Co 228.615	15.7756	16.2428	16.2041
Cr 267.716	65.5579	64.7015	64.8013
Cu 324.754	32.8113	32.4054	31.5599
Fe 271.441	40369.1	40002.8	39895.6
K 766.491	2385.24	2364.64	2353.47
Mg 279.078	3052.93	3021.48	3027.00
Mn 257.610	318.795	318.542	316.683
Mo 202.032	0.3097	0.2281u	0.0243u
Na 330.237	104.659u	79.5206u	109.959u
Ni 231.604	13.2962	13.9899	13.7166
Pb 220.353	44.4579	47.1158	47.4105
Sb 206.834	-0.6043	2.5012	-5.5500u
Se 196.026	-5.3925u	-3.3743u	-4.9511u
Sn 189.925	13.4136	15.5655	14.3382
Sr 216.596	4.2193	3.9030	3.9038
Ti 334.941	827.323	819.261	816.234
Tl 190.794	0.9603u	1.9400u	3.1046
V 292.401	86.9816	86.0059	85.3852
Zn 206.200	1054.25	1038.46	1043.40

Label	Sol'n Conc.	Units	SD	%RSD	Int. (c/s)
Ag 328.068	-0.1018	ppb	0.1933	189.9	-31.1464
Al 308.215	13907.6	ppb	117.023	0.8	60337.9
As 188.980	1.6450	ppb	1.2167	74.0	-9.7378
B 249.678	8.0219	ppb	0.5700	7.1	154.281
Ba 389.178	83.6390	ppb	0.6412	0.8	1990.24
Be 313.042	0.8507	ppb	0.0048	0.6	1199.05
Ca 370.602	347.6	ppb	9.573	2.8	-1953
Cd 226.502	-0.5430	ppb	0.0493	9.1	139.715
Co 228.615	16.0742	ppb	0.2593	1.6	235.666
Cr 267.716	65.0202	ppb	0.4683	0.7	3398.37
Cu 324.754	32.2589	ppb	0.6385	2.0	1743.17
Fe 271.441	40089.2	ppb	248.310	0.6	73467.2
K 766.491	2367.78	ppb	16.1163	0.7	91041.7
Mg 279.078	3033.80	ppb	16.7930	0.6	6913.14
Mn 257.610	318.006	ppb	1.1533	0.4	26316.7
Mo 202.032	0.1874	ppb	0.1470	78.5	16.0788
Na 330.237	98.0463	ppb	16.2611	16.6	43.3422
Ni 231.604	13.6675	ppb	0.3494	2.6	37.1667
Pb 220.353	46.3281	ppb	1.6263	3.5	125.877
Sb 206.834	-1.2177	ppb	4.0605	333.5	7.5404
Se 196.026	-4.5726	ppb	1.0610	23.2	11.1023
Sn 189.925	14.4391	ppb	1.0795	7.5	3.2833
Sr 216.596	4.0087	ppb	0.1824	4.5	91.5793
Ti 334.941	820.940	ppb	5.7322	0.7	251208
Tl 190.794	2.0017	ppb	1.0735	53.6	-17.6861
V 292.401	86.1242	ppb	0.8048	0.9	2478.03
Zn 206.200	1045.37	ppb	8.0754	0.8	1569.04

Cont Calib Verif (CCV) 5/2/2013, 11:21:41 PM Rack 2, Tube 37  
Weight: 1 Volume: 1 Dilution: 1

Label	Replicates Concentration		
Ag 328.068	484.355	482.315	483.831
Al 308.215	4861.26	4807.25	4791.54
As 188.980	484.268	481.773	488.614
B 249.678	496.251	494.526	498.616
Ba 389.178	5032.82	4980.02	4990.01
Be 313.042	505.219	500.601	500.276
Ca 370.602	4950	4878	4894
Cd 226.502	502.017	495.839	498.349
Co 228.615	508.916	502.857	506.725
Cr 267.716	5028.55	4969.93	4986.60
Cu 324.754	5137.11	5011.08	5098.32
Fe 271.441	4835.23	4785.49	4809.51
K 766.491	10039.4	9949.57	9975.00
Mg 279.078	4841.51	4791.17	4806.54
Mn 257.610	5007.48	4947.95	5006.52
Mo 202.032	492.442	487.129	486.372
Na 330.237	7026.41	6888.61	6810.87
Ni 231.604	2532.03	2500.62	2508.99
Pb 220.353	484.180	478.617	475.296
Sb 206.834	921.152	911.700	921.073
Se 196.026	4789.54	4751.09	4754.20
Sn 189.925	4899.07	4815.88	4848.23
Sr 216.596	2456.32	2420.86	2436.65
Ti 334.941	484.218	479.821	480.927
Tl 190.794	4865.87	4836.96	4855.49
V 292.401	4840.12	4793.20	4808.01
Zn 206.200	2514.26	2479.31	2479.22

Label	Sol'n Conc.	Units	SD	%RSD	Int. (c/s)	QC Value
Ag 328.068	483.500	ppb	1.0593	0.2	38200.3	96.70004
Al 308.215	4820.02	ppb	36.5721	0.8	20934.4	96.40032
As 188.980	484.885	ppb	3.4620	0.7	284.697	96.97706
B 249.678	496.464	ppb	2.0534	0.4	6538.66	19.85858Q
Ba 389.178	5000.95	ppb	28.0475	0.6	116484	100.01902
Be 313.042	502.032	ppb	2.7648	0.6	934783	100.40638
Ca 370.602	4907	ppb	37.82	0.8	15544	98.14980
Cd 226.502	498.735	ppb	3.1071	0.6	19960.3	99.74702
Co 228.615	506.166	ppb	3.0681	0.6	6670.52	101.23318
Cr 267.716	4995.03	ppb	30.2055	0.6	259579	99.90052
Cu 324.754	5082.17	ppb	64.5494	1.3	233733	101.64331
Fe 271.441	4810.08	ppb	24.8723	0.5	9044.16	96.20153
K 766.491	9988.00	ppb	46.3246	0.5	383167	99.88001
Mg 279.078	4813.07	ppb	25.8016	0.5	10861.6	96.26147
Mn 257.610	4987.32	ppb	34.0965	0.7	409996	99.74641
Mo 202.032	488.648	ppb	3.3079	0.7	3877.18	97.72952
Na 330.237	6908.63	ppb	109.155	1.6	399.423	92.11504
Ni 231.604	2513.88	ppb	16.2647	0.6	7576.05	100.55527
Pb 220.353	479.364	ppb	4.4885	0.9	1007.69	95.87286
Sb 206.834	917.975	ppb	5.4349	0.6	1171.38	91.79750
Se 196.026	4764.94	ppb	21.3549	0.4	2574.75	95.29885
Sn 189.925	4854.39	ppb	41.9343	0.9	4816.78	97.08787
Sr 216.596	2437.94	ppb	17.7688	0.7	30769.9	97.51773
Ti 334.941	481.655	ppb	2.2873	0.5	147376	96.33107
Tl 190.794	4852.77	ppb	14.6451	0.3	5287.02	97.05550
V 292.401	4813.78	ppb	23.9835	0.5	138026	96.27553
Zn 206.200	2490.93	ppb	20.2079	0.8	3952.29	99.63718

E05022013.vvq. All Data Report 5/3/2013, 3:45:46 PM

Cont Calib Blank (CCB)                      5/2/2013, 11:27:17 PM                      Rack 2, Tube 38  
 Weight: 1    Volume: 1    Dilution: 1

Label	Replicates Concentration		
Ag 328.068	0.1325	0.1466	-0.0316u
Al 308.215	-2.3384u	1.0172	-0.1478u
As 188.980	8.6893	0.5195	-0.5515u
B 249.678	12.6080	11.8725	11.5690
Ba 389.178	0.5350	0.5291	0.6676
Be 313.042	0.0347	0.0256	0.0243
Ca 370.602	-6.840u	-2.873u	-4.321u
Cd 226.502	0.1140	0.0258	-0.0078u
Co 228.615	0.4635	0.7120	0.3567
Cr 267.716	0.4031	0.3156	0.3983
Cu 324.754	-0.0861u	0.1228	-0.0170u
Fe 271.441	-0.7017u	-0.8036u	-2.7503u
K 766.491	1.3156	1.4795	0.9779
Mg 279.078	1.1534	0.5148	3.6012
Mn 257.610	0.2863	0.2998	0.3699
Mo 202.032	0.2120	0.1654	0.5209
Na 330.237	85.8901	-62.7249u	-124.921u
Ni 231.604	-0.6465u	0.6945	-0.6408u
Pb 220.353	-0.2387u	-0.3581u	-0.1519u
Sb 206.834	8.3277	10.0021	2.4913
Se 196.026	-4.2890u	1.4852	-4.1830u
Sn 189.925	0.0906	-0.0033u	-0.9122u
Sr 216.596	-0.0488u	-0.0212u	-0.0063u
Ti 334.941	0.1714	0.2156	0.1513
Tl 190.794	-1.8273u	0.2570	-0.3873u
V 292.401	0.3880	0.4130	0.1009
Zn 206.200	0.0425	-0.0305u	0.5482

Label	Sol'n Conc.	Units	SD	%RSD	Int. (c/s)	QC Value
Ag 328.068	0.0825	ppb	0.0990	120.0	-18.3531	0.08251
Al 308.215	-0.4897	ppb	1.7037	347.9	57.0804	-0.48969
As 188.980	2.8858	ppb	5.0544	175.2	-8.5836	2.88576
B 249.678	12.0165	ppb	0.5343	4.4	257.789	12.01650
Ba 389.178	0.5772	ppb	0.0783	13.6	-9.3938	0.57723
Be 313.042	0.0282	ppb	0.0057	20.2	-330.773	0.02820
Ca 370.602	-4.678	ppb	2.007	42.9	14.61	-4.67808
Cd 226.502	0.0440	ppb	0.0629	142.9	27.7197	0.04403
Co 228.615	0.5107	ppb	0.1823	35.7	7.9763	0.51072
Cr 267.716	0.3724	ppb	0.0492	13.2	25.8493	0.37235
Cu 324.754	0.0066	ppb	0.1064	1618.7	251.190	0.00657
Fe 271.441	-1.4186	ppb	1.1545	81.4	108.176	-1.41856
K 766.491	1.2577	ppb	0.2558	20.3	319.820	1.25767
Mg 279.078	1.7565	ppb	1.6292	92.8	39.8613	1.75646
Mn 257.610	0.3186	ppb	0.0449	14.1	162.547	0.31865
Mo 202.032	0.2994	ppb	0.1932	64.5	19.3301	0.29942
Na 330.237	-33.9186	ppb	108.317	319.3	62.8788	-33.91855
Ni 231.604	-0.1976	ppb	0.7726	391.0	-5.6034	-0.19760
Pb 220.353	-0.2496	ppb	0.1035	41.5	31.2246	-0.24957
Sb 206.834	6.9404	ppb	3.9429	56.8	15.5039	6.94037
Se 196.026	-2.3289	ppb	3.3035	141.8	12.3056	-2.32893
Sn 189.925	-0.2750	ppb	0.5538	201.4	-11.3493	-0.27498
Sr 216.596	-0.0254	ppb	0.0215	84.7	21.6455	-0.02542
Ti 334.941	0.1794	ppb	0.0329	18.3	1.3618	0.17944
Tl 190.794	-0.6525	ppb	1.0671	163.5	-17.8865	-0.65252
V 292.401	0.3006	ppb	0.1734	57.7	0.3299	0.30064
Zn 206.200	0.1867	ppb	0.3151	168.8	0.00692	0.18672



680-89736-b-4-b (Samp) 5/2/2013, 11:32:44 PM Rack 2, Tube 39  
Weight: 1 Volume: 1 Dilution: 1

Label	Replicates Concentration		
Ag 328.068	-0.1821u	-0.0979u	-0.0861u
Al 308.215	15422.8	15568.3	15592.1
As 188.980	7.2032	6.8740	3.2413
B 249.678	5.4965	4.9001	5.2429
Ba 389.178	92.0184	92.9804	93.3249
Be 313.042	0.9717	0.9730	0.9818
Ca 370.602	891.3	900.4	889.7
Cd 226.502	-0.1067	0.0068	-0.1775
Co 228.615	15.7989	15.2074	15.4679
Cr 267.716	35.7115	36.1146	36.1663
Cu 324.754	26.2980	26.4304	25.9022
Fe 271.441	28148.6	28387.1	28408.7
K 766.491	2373.54	2391.36	2394.41
Mg 279.078	2849.12	2873.47	2866.44
Mn 257.610	790.083	798.327	796.538
Mo 202.032	5.5083	5.9737	5.1665
Na 330.237	227.017u	155.716u	186.395u
Ni 231.604	18.7244	18.2358	19.0372
Pb 220.353	51.7676	55.6191	56.2503
Sb 206.834	-0.1982	2.9954	-1.9987u
Se 196.026	1.5806	-2.0779u	-7.2111u
Sn 189.925	12.3411	14.6260	10.2938
Sr 216.596	9.3730	9.0238	9.0973
Ti 334.941	955.181	965.709	965.751
Tl 190.794	3.5425	3.7370	3.1347
V 292.401	55.7469	56.2893	56.4298
Zn 206.200	100.562	101.026	101.246

Label	Sol'n Conc.	Units	SD	%RSD	Int. (c/s)
Ag 328.068	-0.1220	ppb	0.0524	42.9	-30.7310
Al 308.215	15527.7	ppb	91.6446	0.6	67361.3
As 188.980	5.7728	ppb	2.1985	38.1	-7.1035
B 249.678	5.2132	ppb	0.2993	5.7	133.051
Ba 389.178	92.7746	ppb	0.6772	0.7	2185.73
Be 313.042	0.9755	ppb	0.0055	0.6	1432.19
Ca 370.602	893.8	ppb	5.774	0.6	784.6
Cd 226.502	-0.0925	ppb	0.0930	100.6	117.817
Co 228.615	15.4914	ppb	0.2964	1.9	232.303
Cr 267.716	35.9975	ppb	0.2490	0.7	1889.95
Cu 324.754	26.2102	ppb	0.2748	1.0	1462.46
Fe 271.441	28314.8	ppb	144.346	0.5	51922.9
K 766.491	2386.44	ppb	11.2700	0.5	91756.9
Mg 279.078	2863.01	ppb	12.5311	0.4	6514.54
Mn 257.610	794.983	ppb	4.3366	0.5	65500.9
Mo 202.032	5.5495	ppb	0.4052	7.3	59.2559
Na 330.237	189.709	ppb	35.7662	18.9	57.6801
Ni 231.604	18.6658	ppb	0.4039	2.2	51.9590
Pb 220.353	54.5457	ppb	2.4265	4.4	142.667
Sb 206.834	0.2662	ppb	2.5292	950.3	8.5762
Se 196.026	-2.5695	ppb	4.4164	171.9	12.3366
Sn 189.925	12.4203	ppb	2.1672	17.4	1.2762
Sr 216.596	9.1647	ppb	0.1841	2.0	150.843
Ti 334.941	962.214	ppb	6.0904	0.6	294442
Tl 190.794	3.4714	ppb	0.3074	8.9	-16.2315
V 292.401	56.1553	ppb	0.3606	0.6	1619.17
Zn 206.200	100.945	ppb	0.3492	0.3	163.546

E05022013.wvq. All Data Report 5/3/2013, 3:45:46 PM

680-89736-b-5-b (Samp) 5/2/2013, 11:38:09 PM Rack 2, Tube 40

Weight: 1

Volume: 1

Dilution: 1

Label	Replicates Concentration		
Ag 328.068	-0.2775u	-0.9165u	-0.5859u
Al 308.215	46540.4	46862.8	46735.8
As 188.980	6.5510	10.8134	0.3287u
B 249.678	1.7952u	1.6343u	1.4091u
Ba 389.178	376.193	379.359	377.910
Be 313.042	3.2636	3.2807	3.2653
Ca 370.602	2385	2402	2390
Cd 226.502	1.0157	1.1780	1.0657
Co 228.615	55.9947	55.7783	56.2364
Cr 267.716	2102.67	2116.53	2109.24
Cu 324.754	79.2426	79.7957	78.1816
Fe 271.441	80872.7	81475.0	81165.5
K 766.491	6491.13	6570.77	6538.05
Mg 279.078	7870.66	7908.44	7884.99
Mn 257.610	2060.27	2074.68	2066.37
Mo 202.032	3.1958	2.8964	3.1634
Na 330.237	376.715u	421.123u	310.102u
Ni 231.604	37.2466	37.5632	36.5856
Pb 220.353	5126.94	5142.39	5120.92
Sb 206.834	-0.1033	-0.7570	-2.3727
Se 196.026	-2.1968u	-1.9598u	-2.1964u
Sn 189.925	180.729	178.118	178.469
Sr 216.596	19.1821	18.7612	18.8588
Ti 334.941	2425.79	2445.54	2433.54
Tl 190.794	5.6727u	4.3677u	7.5951
V 292.401	237.201	238.121	237.708
Zn 206.200	767.367	766.232	767.250

Label	Sol'n Conc.	Units	SD	%RSD	Int. (c/s)
Ag 328.068	-0.5933	ppb	0.3196	53.9	-61.1573
Al 308.215	46713.0	ppb	162.424	0.3	202526
As 188.980	5.8977	ppb	5.2728	89.4	-7.5442
B 249.678	1.6129	ppb	0.1939	12.0	18.2800
Ba 389.178	377.821	ppb	1.5845	0.4	8913.12
Be 313.042	3.2699	ppb	0.0094	0.3	5701.56
Ca 370.602	2393	ppb	8.665	0.4	1587
Cd 226.502	1.0865	ppb	0.0831	7.6	343.381
Co 228.615	56.0031	ppb	0.2292	0.4	814.346
Cr 267.716	2109.48	ppb	6.9321	0.3	109674
Cu 324.754	79.0733	ppb	0.8203	1.0	3903.98
Fe 271.441	81171.1	ppb	301.187	0.4	148649
K 766.491	6533.32	ppb	40.0306	0.6	250730
Mg 279.078	7888.03	ppb	19.0693	0.2	17887.2
Mn 257.610	2067.11	ppb	7.2323	0.3	170106
Mo 202.032	3.0852	ppb	0.1643	5.3	36.4911
Na 330.237	369.313	ppb	55.8797	15.1	34.5857
Ni 231.604	37.1318	ppb	0.4988	1.3	108.914
Pb 220.353	5130.08	ppb	11.0747	0.2	10474.6
Sb 206.834	-1.0777	ppb	1.1682	108.4	33.0234
Se 196.026	-2.1177	ppb	0.1367	6.5	12.8187
Sn 189.925	179.106	ppb	1.4172	0.8	167.049
Sr 216.596	18.9340	ppb	0.2203	1.2	299.478
Ti 334.941	2434.96	ppb	9.9506	0.4	745195
Tl 190.794	5.8785	ppb	1.6235	27.6	-18.5232
V 292.401	237.676	ppb	0.4606	0.2	6730.93
Zn 206.200	766.950	ppb	0.6241	0.1	1223.68

E05022013.vvq. All Data Report 5/3/2013, 3:45:46 PM

680-89736-b-6-b (Samp) 5/2/2013, 11:43:35 PM Rack 2, Tube 41

Weight: 1

Volume: 1

Dilution: 1

Label	Replicates Concentration		
Ag 328.068	-0.8557u	-0.2324u	-0.7356u
Al 308.215	91132.1	91049.4	91736.8
As 188.980	10.3895	14.7696	18.4626
B 249.678	-6.4538u	-6.0705u	-5.0308u
Ba 389.178	333.472	332.379	336.207
Be 313.042	3.7757	3.7734	3.7964
Ca 370.602	1362u	1355u	1347u
Cd 226.502	-1.0794	-1.1575	-1.0809
Co 228.615	34.2870	34.2182	34.7624
Cr 267.716	214.924	214.853	215.939
Cu 324.754	114.078	114.924	118.338
Fe 271.441	149432	149353	150153
K 766.491	7939.40	7936.29	7990.76
Mg 279.078	10021.2	10013.8	10059.1
Mn 257.610	2036.26	2033.71	2036.32
Mo 202.032	2.4650	2.2711	2.6747
Na 330.237	491.849u	666.707u	604.181u
Ni 231.604	57.8736	58.8154	58.1760
Pb 220.353	95.8388	95.9178	92.3712
Sb 206.834	1.6699	-0.9714	4.8076
Se 196.026	-10.2919u	-5.7860u	-0.3111
Sn 189.925	15.8291	16.6111	16.2281
Sr 216.596	21.9782	21.9359	21.6404
Ti 334.941	4231.67	4232.31	4250.53
Tl 190.794	8.1083u	5.2336u	2.4289u
V 292.401	425.403	424.623	427.402
Zn 206.200	1024.22	1027.19	1036.15

Label	Sol'n Conc.	Units	SD	%RSD	Int. (c/s)
Ag 328.068	-0.6079	ppb	0.3307	54.4	-61.4182
Al 308.215	91306.1	ppb	375.235	0.4	395804
As 188.980	14.5406	ppb	4.0414	27.8	-2.9777
B 249.678	-5.8517	ppb	0.7363	12.6	-166.730
Ba 389.178	334.020	ppb	1.9717	0.6	7996.11
Be 313.042	3.7819	ppb	0.0127	0.3	6652.33
Ca 370.602	1355	ppb	7.629	0.6	-6931
Cd 226.502	-1.1059	ppb	0.0447	4.0	486.717
Co 228.615	34.4225	ppb	0.2963	0.9	574.210
Cr 267.716	215.239	ppb	0.6074	0.3	11245.9
Cu 324.754	115.780	ppb	2.2553	1.9	5607.30
Fe 271.441	149646	ppb	440.617	0.3	273935
K 766.491	7955.48	ppb	30.5915	0.4	305249
Mg 279.078	10031.3	ppb	24.2847	0.2	22747.5
Mn 257.610	2035.43	ppb	1.4894	0.1	167575
Mo 202.032	2.4703	ppb	0.2019	8.2	27.4931
Na 330.237	587.579	ppb	88.6036	15.1	9.1978
Ni 231.604	58.2883	ppb	0.4808	0.8	174.353
Pb 220.353	94.7093	ppb	2.0252	2.1	224.219
Sb 206.834	1.8353	ppb	2.8931	157.6	15.9917
Se 196.026	-5.4630	ppb	4.9982	91.5	10.8671
Sn 189.925	16.2228	ppb	0.3910	2.4	5.0542
Sr 216.596	21.8515	ppb	0.1841	0.8	368.539
Ti 334.941	4238.17	ppb	10.7100	0.3	1297073
Tl 190.794	5.2570	ppb	2.8397	54.0	-22.8744
V 292.401	425.810	ppb	1.4335	0.3	12293.5
Zn 206.200	1029.19	ppb	6.2121	0.6	1654.79

E05022013.wvq. All Data Report 5/3/2013, 3:45:46 PM

680-89736-b-7-b (Samp) 5/2/2013, 11:49:00 PM Rack 2, Tube 42

Weight: 1

Volume: 1

Dilution: 1

Label	Replicates Concentration		
Ag 328.068	-0.0823u	-0.5713u	-0.2504u
Al 308.215	39440.9	39620.4	39737.0
As 188.980	5.2462	3.5202	7.4514
B 249.678	0.1617u	0.2572u	0.4092u
Ba 389.178	307.909	306.419	308.133
Be 313.042	2.1065	2.0979	2.1020
Ca 370.602	2281	2262	2260
Cd 226.502	0.0613	0.0656	-0.3309
Co 228.615	42.3544	42.1602	41.9872
Cr 267.716	146.025	145.417	145.562
Cu 324.754	56.7162	55.8665	56.0806
Fe 271.441	45887.2	45796.9	45833.6
K 766.491	7319.68	7321.53	7314.30
Mg 279.078	13091.6	13075.1	13050.4
Mn 257.610	1305.12	1288.75	1284.53
Mo 202.032	0.7378	1.0709	0.8633
Na 330.237	284.039u	260.250u	198.953u
Ni 231.604	72.9891	71.4262	71.4892
Pb 220.353	53.9488	53.8304	56.3494
Sb 206.834	-3.8792u	2.6658	-2.4890u
Se 196.026	-4.2487u	-9.5226u	-4.5699u
Sn 189.925	16.0734	13.0629	12.2363
Sr 216.596	21.3306	21.7761	21.5592
Ti 334.941	2303.16	2294.93	2301.21
Tl 190.794	1.1091u	5.7635	3.9516u
V 292.401	108.284	108.495	108.324
Zn 206.200	422.289	424.409	420.145

Label	Sol'n Conc.	Units	SD	%RSD	Int. (c/s)
Ag 328.068	-0.3013	ppb	0.2484	82.4	-42.8457
Al 308.215	39599.4	ppb	149.175	0.4	171695
As 188.980	5.4060	ppb	1.9704	36.4	-7.4904
B 249.678	0.2760	ppb	0.1248	45.2	46.3838
Ba 389.178	307.487	ppb	0.9319	0.3	7238.28
Be 313.042	2.1021	ppb	0.0043	0.2	3531.77
Ca 370.602	2268	ppb	11.48	0.5	4000
Cd 226.502	-0.0680	ppb	0.2277	334.9	178.165
Co 228.615	42.1673	ppb	0.1837	0.4	622.678
Cr 267.716	145.668	ppb	0.3179	0.2	7599.01
Cu 324.754	56.2211	ppb	0.4419	0.8	2845.53
Fe 271.441	45839.2	ppb	45.4107	0.1	83993.6
K 766.491	7318.50	ppb	3.7572	0.1	280830
Mg 279.078	13072.4	ppb	20.7456	0.2	29652.3
Mn 257.610	1292.80	ppb	10.8777	0.8	106457
Mo 202.032	0.8907	ppb	0.1682	18.9	21.2898
Na 330.237	247.747	ppb	43.8991	17.7	42.5320
Ni 231.604	71.9681	ppb	0.8847	1.2	213.125
Pb 220.353	54.7095	ppb	1.4214	2.6	142.766
Sb 206.834	-1.2341	ppb	3.4482	279.4	8.6331
Se 196.026	-6.1137	ppb	2.9565	48.4	10.5300
Sn 189.925	13.7909	ppb	2.0195	14.6	2.6393
Sr 216.596	21.5553	ppb	0.2228	1.0	315.137
Ti 334.941	2299.77	ppb	4.3006	0.2	703841
Tl 190.794	3.6081	ppb	2.3462	65.0	-17.8182
V 292.401	108.367	ppb	0.1120	0.1	3136.76
Zn 206.200	422.281	ppb	2.1321	0.5	676.953

E05022013.vvq. All Data Report 5/3/2013, 3:45:46 PM

680-89736-b-8-b (Samp) 5/2/2013, 11:54:26 PM Rack 2, Tube 43

Weight: 1 Volume: 1 Dilution: 1

Label	Replicates Concentration		
Ag 328.068	-0.2298u	-0.0169	-0.5176u
Al 308.215	30569.1	30382.9	30413.9
As 188.980	6.1527	3.3475	6.1485
B 249.678	0.1627u	0.1998u	-0.0913u
Ba 389.178	224.874	223.465	221.535
Be 313.042	2.2025	2.1870	2.1825
Ca 370.602	1911	1915	1896
Cd 226.502	-0.2472	-0.3963	-0.2584
Co 228.615	31.6784	31.4742	30.5031
Cr 267.716	111.268	111.286	110.581
Cu 324.754	31.8614	31.7897	30.7765
Fe 271.441	39563.5	39342.4	39342.0
K 766.491	4376.86	4350.05	4329.05
Mg 279.078	7387.41	7359.24	7340.71
Mn 257.610	1455.81	1464.67	1444.97
Mo 202.032	0.7406	0.3530	0.8242
Na 330.237	183.810u	-113.378u	276.907u
Ni 231.604	47.5552	46.7941	46.3180
Pb 220.353	45.5493	40.4466	40.5950
Sb 206.834	-2.9387u	-4.4394u	-0.3365
Se 196.026	-5.5408u	3.2699	-5.0110u
Sn 189.925	11.4444	11.2140	11.9704
Sr 216.596	18.8249	19.2992	18.7565
Ti 334.941	1407.19	1403.03	1395.79
Tl 190.794	2.1157u	4.0623u	2.2939u
V 292.401	84.1755	83.8928	83.6080
Zn 206.200	208.726	211.829	207.193

Label	Sol'n Conc.	Units	SD	%RSD	Int. (c/s)
Ag 328.068	-0.2548	ppb	0.2513	98.6	-38.3587
Al 308.215	30455.3	ppb	99.7859	0.3	132061
As 188.980	5.2162	ppb	1.6184	31.0	-7.5444
B 249.678	0.0904	ppb	0.1584	175.3	52.2111
Ba 389.178	223.291	ppb	1.6761	0.8	5253.20
Be 313.042	2.1907	ppb	0.0105	0.5	3697.14
Ca 370.602	1907	ppb	10.38	0.5	3209
Cd 226.502	-0.3006	ppb	0.0830	27.6	147.195
Co 228.615	31.2186	ppb	0.6280	2.0	452.251
Cr 267.716	111.045	ppb	0.4016	0.4	5797.02
Cu 324.754	31.4759	ppb	0.6067	1.9	1707.04
Fe 271.441	39416.0	ppb	127.768	0.3	72238.2
K 766.491	4351.99	ppb	23.9668	0.6	167107
Mg 279.078	7362.45	ppb	23.5162	0.3	16703.5
Mn 257.610	1455.15	ppb	9.8630	0.7	119775
Mo 202.032	0.6393	ppb	0.2514	39.3	19.6986
Na 330.237	115.780	ppb	203.842	176.1	46.2238
Ni 231.604	46.8891	ppb	0.6241	1.3	137.341
Pb 220.353	42.1970	ppb	2.9042	6.9	117.740
Sb 206.834	-2.5715	ppb	2.0759	80.7	6.4395
Se 196.026	-2.4273	ppb	4.9410	203.6	12.5670
Sn 189.925	11.5429	ppb	0.3877	3.4	0.4037
Sr 216.596	18.9602	ppb	0.2956	1.6	279.744
Ti 334.941	1402.00	ppb	5.7670	0.4	429059
Tl 190.794	2.8239	ppb	1.0762	38.1	-18.5968
V 292.401	83.8921	ppb	0.2837	0.3	2420.29
Zn 206.200	209.249	ppb	2.3619	1.1	337.041

E05022013.wvq. All Data Report 5/3/2013, 3:45:46 PM

680-89736-b-11-b (Samp) 5/2/2013, 11:59:51 PM Rack 2, Tube 44

Weight: 1

Volume: 1

Dilution: 1

Label	Replicates Concentration		
Ag 328.068	-0.1373	-0.1412	0.0110
Al 308.215	29935.5	29657.4	29692.4
As 188.980	5.8964	7.2615	3.0811
B 249.678	-0.3519u	0.0849u	-0.5752u
Ba 389.178	287.726	284.893	286.860
Be 313.042	2.8142	2.8105	2.8057
Ca 370.602	1350	1354	1363
Cd 226.502	-0.1871	0.2052	-0.0553
Co 228.615	42.2400	41.9967	43.2788
Cr 267.716	70.3574	70.0547	70.4528
Cu 324.754	35.1465	34.6134	34.7540
Fe 271.441	37163.5	36910.2	37063.1
K 766.491	4104.85	4085.17	4096.28
Mg 279.078	5782.75	5747.25	5785.28
Mn 257.610	2618.86	2609.04	2657.36
Mo 202.032	0.4790	0.6594	0.6942
Na 330.237	228.110u	225.790u	261.611u
Ni 231.604	28.7312	29.8820	30.7840
Pb 220.353	35.1765	37.5283	36.5812
Sb 206.834	-0.7660	-0.6779	-3.1144u
Se 196.026	0.6506	-2.6193u	7.0784
Sn 189.925	11.6513	11.8919	10.1580
Sr 216.596	17.7202	17.4322	17.2798
Ti 334.941	1460.01	1452.94	1460.84
Tl 190.794	7.1182	8.3981	6.4648
V 292.401	92.2529	91.6989	92.0097
Zn 206.200	190.410	193.194	192.379

Label	Sol'n Conc.	Units	SD	%RSD	Int. (c/s)
Ag 328.068	-0.0892	ppb	0.0868	97.3	-19.4005
Al 308.215	29761.8	ppb	151.495	0.5	129055
As 188.980	5.4130	ppb	2.1317	39.4	-7.4052
B 249.678	-0.2807	ppb	0.3357	119.6	50.4639
Ba 389.178	286.493	ppb	1.4518	0.5	6717.62
Be 313.042	2.8101	ppb	0.0043	0.2	4850.59
Ca 370.602	1356	ppb	6.517	0.5	1689
Cd 226.502	-0.0124	ppb	0.1996	1607.5	150.641
Co 228.615	42.5052	ppb	0.6810	1.6	602.325
Cr 267.716	70.2883	ppb	0.2079	0.3	3683.75
Cu 324.754	34.8379	ppb	0.2763	0.8	1860.80
Fe 271.441	37045.6	ppb	127.554	0.3	67902.9
K 766.491	4095.44	ppb	9.8667	0.2	157272
Mg 279.078	5771.76	ppb	21.2620	0.4	13075.9
Mn 257.610	2628.42	ppb	25.5382	1.0	216183
Mo 202.032	0.6109	ppb	0.1155	18.9	19.5865
Na 330.237	238.504	ppb	20.0449	8.4	53.0130
Ni 231.604	29.7991	ppb	1.0289	3.5	85.7467
Pb 220.353	36.4287	ppb	1.1833	3.2	106.252
Sb 206.834	-1.5195	ppb	1.3820	91.0	7.1681
Se 196.026	1.7032	ppb	4.9338	289.7	15.1081
Sn 189.925	11.2337	ppb	0.9394	8.4	0.0961
Sr 216.596	17.4774	ppb	0.2236	1.3	260.137
Ti 334.941	1457.93	ppb	4.3386	0.3	446168
Tl 190.794	7.3271	ppb	0.9834	13.4	-15.4182
V 292.401	91.9872	ppb	0.2777	0.3	2656.63
Zn 206.200	191.994	ppb	1.4315	0.7	309.423

680-89755-b-1-b (Samp) 5/3/2013, 12:05:17 AM Rack 2, Tube 45  
Weight: 1 Volume: 1 Dilution: 1

Label	Replicates Concentration		
Ag 328.068	7.8395	7.5753	7.7614
Al 308.215	15271.9	15228.6	15275.5
As 188.980	11.1733	5.8323	16.5823
B 249.678	39.9517	39.8815	40.5419
Ba 389.178	607.417	605.140	608.295
Be 313.042	0.4114	0.3984	0.4039
Ca 370.602	12485	12444	12542
Cd 226.502	122.650	122.461	123.089
Co 228.615	6.6448	6.5803	6.3669
Cr 267.716	224.096	223.490	224.862
Cu 324.754	196.688	194.426	198.315
Fe 271.441	19069.5	19031.0	19163.0
K 766.491	3767.45	3771.32	3790.82
Mg 279.078	2746.98	2752.71	2755.79
Mn 257.610	8394.66	8372.94	8461.49
Mo 202.032	36.5387	36.7958	35.6294
Na 330.237	2107.75	2297.53	2358.74
Ni 231.604	40.3720	40.6398	40.9483
Pb 220.353	23.5083	25.3954	23.1576
Sb 206.834	-1.6638	-1.3215	3.4766
Se 196.026	7.1343	-0.2313	0.0486
Sn 189.925	22.4778	22.8347	23.7508
Sr 216.596	104.645	103.488	104.194
Ti 334.941	215.995	216.026	217.545
Tl 190.794	16.3688	15.2847	18.3145
V 292.401	26.7212	26.3134	26.6069
Zn 206.200	362.193	363.813	362.137

Label	Sol'n Conc.	Units	SD	%RSD	Int. (c/s)
Ag 328.068	7.7254	ppb	0.1358	1.8	623.509
Al 308.215	15258.7	ppb	26.1360	0.2	66198.6
As 188.980	11.1960	ppb	5.3751	48.0	-3.6215
B 249.678	40.1250	ppb	0.3627	0.9	598.023
Ba 389.178	606.951	ppb	1.6281	0.3	14147.7
Be 313.042	0.4046	ppb	0.0065	1.6	366.296
Ca 370.602	12490	ppb	49.37	0.4	38550
Cd 226.502	122.733	ppb	0.3223	0.3	4991.91
Co 228.615	6.5307	ppb	0.1455	2.2	92.2766
Cr 267.716	224.150	ppb	0.6875	0.3	11700.1
Cu 324.754	196.476	ppb	1.9531	1.0	9284.29
Fe 271.441	19087.8	ppb	67.8786	0.4	35038.3
K 766.491	3776.53	ppb	12.5276	0.3	145047
Mg 279.078	2751.83	ppb	4.4738	0.2	6126.89
Mn 257.610	8409.70	ppb	46.1498	0.5	691242
Mo 202.032	36.3213	ppb	0.6128	1.7	303.554
Na 330.237	2254.67	ppb	130.869	5.8	171.530
Ni 231.604	40.6534	ppb	0.2884	0.7	118.047
Pb 220.353	24.0204	ppb	1.2036	5.0	83.0249
Sb 206.834	0.1638	ppb	2.8741	1754.5	9.9314
Se 196.026	2.3172	ppb	4.1741	180.1	17.0674
Sn 189.925	23.0211	ppb	0.6566	2.9	11.8261
Sr 216.596	104.109	ppb	0.5832	0.6	1346.17
Ti 334.941	216.522	ppb	0.8863	0.4	66227.2
Tl 190.794	16.6560	ppb	1.5352	9.2	-13.7842
V 292.401	26.5472	ppb	0.2103	0.8	736.889
Zn 206.200	362.714	ppb	0.9520	0.3	578.895

E05022013.vvq. All Data Report 5/3/2013, 3:45:46 PM

680-89755-b-2-b (Samp) 5/3/2013, 12:10:43 AM Rack 2, Tube 46

Weight: 1

Volume: 1

Dilution: 1

Label	Replicates Concentration		
Ag 328.068	23.2454	23.2315	23.5152
Al 308.215	28740.3	28830.9	28678.1
As 188.980	8.5223	12.5755	10.5552
B 249.678	25.0968	25.0748	25.3996
Ba 389.178	1336.31	1340.72	1337.82
Be 313.042	1.3169	1.3307	1.3095
Ca 370.602	19866	19931	19850
Cd 226.502	2.7503	2.9732	2.7149
Co 228.615	8.2581	8.1943	9.2450
Cr 267.716	84.6022	85.1112	84.2507
Cu 324.754	1186.07	1198.49	1194.94
Fe 271.441	45143.9	45312.0	45094.7
K 766.491	1680.56	1678.14	1679.86
Mg 279.078	3060.40	3082.54	3067.37
Mn 257.610	1498.92	1503.00	1503.29
Mo 202.032	15.9766	16.2868	16.2826
Na 330.237	721.641	642.374	445.368u
Ni 231.604	28.2661	27.3608	30.4447
Pb 220.353	105.249	106.458	107.936
Sb 206.834	6.9475	5.1082	8.7678
Se 196.026	18.9350	18.0282	24.7835
Sn 189.925	85.9789	84.1444	82.1057
Sr 216.596	183.511	184.982	185.525
Ti 334.941	166.114	167.292	166.478
Tl 190.794	4.6460	1.1116u	0.9995u
V 292.401	48.6555	49.2279	49.1988
Zn 206.200	2062.32	2066.29	2057.85

Label	Sol'n Conc.	Units	SD	%RSD	Int. (c/s)
Ag 328.068	23.3307	ppb	0.1600	0.7	1821.50
Al 308.215	28749.8	ppb	76.8567	0.3	124671
As 188.980	10.5510	ppb	2.0266	19.2	-4.2091
B 249.678	25.1904	ppb	0.1815	0.7	370.640
Ba 389.178	1338.28	ppb	2.2414	0.2	31218.7
Be 313.042	1.3190	ppb	0.0108	0.8	2077.87
Ca 370.602	19883	ppb	42.91	0.2	59780
Cd 226.502	2.8128	ppb	0.1400	5.0	290.632
Co 228.615	8.5658	ppb	0.5890	6.9	116.773
Cr 267.716	84.6547	ppb	0.4326	0.5	4424.95
Cu 324.754	1193.17	ppb	6.3928	0.5	55086.0
Fe 271.441	45183.6	ppb	113.963	0.3	82786.9
K 766.491	1679.52	ppb	1.2463	0.1	64656.8
Mg 279.078	3070.10	ppb	11.3184	0.4	6970.78
Mn 257.610	1501.74	ppb	2.4419	0.2	123596
Mo 202.032	16.1820	ppb	0.1779	1.1	142.571
Na 330.237	603.128	ppb	142.257	23.6	65.5560
Ni 231.604	28.6905	ppb	1.5852	5.5	82.5963
Pb 220.353	106.547	ppb	1.3455	1.3	249.513
Sb 206.834	6.9412	ppb	1.8298	26.4	17.5148
Se 196.026	20.5822	ppb	3.6665	17.8	24.9340
Sn 189.925	84.0763	ppb	1.9375	2.3	72.5496
Sr 216.596	184.673	ppb	1.0423	0.6	2378.91
Ti 334.941	166.628	ppb	0.6033	0.4	50963.6
Tl 190.794	2.2523	ppb	2.0737	92.1	-19.6875
V 292.401	49.0274	ppb	0.3224	0.7	1395.70
Zn 206.200	2062.15	ppb	4.2222	0.2	3289.07



E05022013.wvq. All Data Report 5/3/2013, 3:45:46 PM

**680-89755-b-3-b (Samp)**      **5/3/2013, 12:16:08 AM**      **Rack 2, Tube 47****Weight: 1****Volume: 1****Dilution: 1**

Label	Replicates Concentration		
Ag 328.068	12.3710	13.0350	12.7526
Al 308.215	19250.4	19155.6	19223.9
As 188.980	9.5949	13.0088	11.8894
B 249.678	36.8375	37.0977	37.0261
Ba 389.178	843.225	840.354	842.282
Be 313.042	0.6823	0.6754	0.6797
Ca 370.602	14875	14770	14798
Cd 226.502	88.3199	88.2934	88.2429
Co 228.615	7.4623	7.1491	7.3263
Cr 267.716	184.190	183.342	183.857
Cu 324.754	495.597	490.402	497.122
Fe 271.441	27778.3	27658.5	27758.7
K 766.491	3297.41	3279.91	3290.81
Mg 279.078	2874.56	2864.11	2866.40
Mn 257.610	6402.65	6370.46	6369.11
Mo 202.032	32.1917	32.0273	31.9803
Na 330.237	1760.47	1857.44	1879.81
Ni 231.604	39.0753	36.4240	36.8951
Pb 220.353	50.6916	48.1897	51.4639
Sb 206.834	4.1767	0.7291	-0.6889
Se 196.026	2.8181	5.8863	10.1739
Sn 189.925	45.6764	45.0453	43.3918
Sr 216.596	130.070	130.649	129.894
Ti 334.941	216.780	215.963	216.377
Tl 190.794	14.0043	14.3595	13.8034
V 292.401	33.5855	33.7426	33.5493
Zn 206.200	893.765	890.550	889.466

Label	Sol'n Conc.	Units	SD	%RSD	Int. (c/s)
Ag 328.068	12.7195	ppb	0.3332	2.6	1007.84
Al 308.215	19210.0	ppb	48.9133	0.3	83324.4
As 188.980	11.4977	ppb	1.7404	15.1	-3.5039
B 249.678	36.9871	ppb	0.1344	0.4	546.185
Ba 389.178	841.954	ppb	1.4635	0.2	19633.6
Be 313.042	0.6792	ppb	0.0035	0.5	879.952
Ca 370.602	14814	ppb	54.07	0.4	45196
Cd 226.502	88.2854	ppb	0.0391	0.0	3645.31
Co 228.615	7.3126	ppb	0.1571	2.1	102.220
Cr 267.716	183.796	ppb	0.4273	0.2	9595.72
Cu 324.754	494.374	ppb	3.5232	0.7	22974.1
Fe 271.441	27731.8	ppb	64.2663	0.2	50854.7
K 766.491	3289.38	ppb	8.8359	0.3	126372
Mg 279.078	2868.36	ppb	5.4955	0.2	6427.00
Mn 257.610	6380.74	ppb	18.9861	0.3	524518
Mo 202.032	32.0665	ppb	0.1110	0.3	269.368
Na 330.237	1832.58	ppb	63.4375	3.5	143.038
Ni 231.604	37.4648	ppb	1.4145	3.8	108.638
Pb 220.353	50.1151	ppb	1.7115	3.4	135.692
Sb 206.834	1.4057	ppb	2.5024	178.0	11.2632
Se 196.026	6.2927	ppb	3.6947	58.7	18.6327
Sn 189.925	44.7045	ppb	1.1798	2.6	33.3916
Sr 216.596	130.204	ppb	0.3953	0.3	1680.67
Ti 334.941	216.374	ppb	0.4086	0.2	66183.8
Tl 190.794	14.0557	ppb	0.2816	2.0	-13.8083
V 292.401	33.6258	ppb	0.1027	0.3	943.934
Zn 206.200	891.260	ppb	2.2359	0.3	1421.84

E05022013.vvq. All Data Report 5/3/2013, 3:45:46 PM

680-89755-b-4-d (Samp) 5/3/2013, 12:21:35 AM Rack 2, Tube 48

Weight: 1

Volume: 1

Dilution: 1

Label	Replicates Concentration		
Ag 328.068	0.1512	-0.4981u	0.0836
Al 308.215	163580	163477	163862
As 188.980	17.0753	11.2041	18.6885
B 249.678	13.7825	13.6247	13.4409
Ba 389.178	494.811	493.591	495.647
Be 313.042	0.9462	0.9537	0.9560
Ca 370.602	494110	495384	500775
Cd 226.502	0.2250	0.1274	0.3346
Co 228.615	8.4624	8.2967	8.4916
Cr 267.716	115.022	114.786	114.821
Cu 324.754	63.2900	62.9034	63.1531
Fe 271.441	31326.4	31317.3	31433.8
K 766.491	1517.51	1515.43	1516.55
Mg 279.078	12308.5	12292.3	12304.5
Mn 257.610	5142.75	5136.94	5129.16
Mo 202.032	2.3921	3.1371	2.3418
Na 330.237	416.023	404.766	310.280
Ni 231.604	14.3122	13.1741	15.2924
Pb 220.353	9.9702	11.9790	8.0050
Sb 206.834	-8.2124u	-3.0946u	-1.1771
Se 196.026	12.4526	1.9177	2.1450
Sn 189.925	4.5766	10.6749	10.9859
Sr 216.596	197.940	198.999	197.768
Ti 334.941	624.234	623.651	624.964
Tl 190.794	8.3171u	6.8860u	13.4398
V 292.401	87.4849	87.1980	87.8257
Zn 206.200	58.8059	59.8106	56.9336

Label	Sol'n Conc.	Units	SD	%RSD	Int. (c/s)
Ag 328.068	-0.0877	ppb	0.3569	406.8	-15.8857
Al 308.215	163640	ppb	199.600	0.1	709326
As 188.980	15.6560	ppb	3.9389	25.2	2.9758
B 249.678	13.6160	ppb	0.1710	1.3	238.194
Ba 389.178	494.683	ppb	1.0339	0.2	11575.3
Be 313.042	0.9520	ppb	0.0051	0.5	1568.43
Ca 370.602	496756	ppb	3538	0.7	1580067
Cd 226.502	0.2290	ppb	0.1037	45.3	141.018
Co 228.615	8.4169	ppb	0.1052	1.2	129.543
Cr 267.716	114.876	ppb	0.1275	0.1	6011.35
Cu 324.754	63.1155	ppb	0.1960	0.3	3158.62
Fe 271.441	31359.2	ppb	64.7760	0.2	57492.4
K 766.491	1516.50	ppb	1.0413	0.1	58407.4
Mg 279.078	12301.8	ppb	8.4442	0.1	27796.3
Mn 257.610	5136.28	ppb	6.8183	0.1	422286
Mo 202.032	2.6237	ppb	0.4454	17.0	35.8520
Na 330.237	377.023	ppb	58.0749	15.4	69.4492
Ni 231.604	14.2596	ppb	1.0601	7.4	38.8047
Pb 220.353	9.9847	ppb	1.9870	19.9	56.5476
Sb 206.834	-4.1614	ppb	3.6370	87.4	4.3065
Se 196.026	5.5051	ppb	6.0178	109.3	17.8528
Sn 189.925	8.7458	ppb	3.6139	41.3	-2.1312
Sr 216.596	198.236	ppb	0.6669	0.3	2601.19
Ti 334.941	624.283	ppb	0.6580	0.1	191075
Tl 190.794	9.5476	ppb	3.4458	36.1	-16.8142
V 292.401	87.5028	ppb	0.3143	0.4	2509.74
Zn 206.200	58.5167	ppb	1.4601	2.5	96.0509

E05022013.vvq. All Data Report 5/3/2013, 3:45:46 PM

Cont Calib Verif (CCV) 5/3/2013, 12:27:01 AM Rack 2, Tube 49  
 Weight: 1 Volume: 1 Dilution: 1

Label	Replicates Concentration		
Ag 328.068	482.396	482.713	483.107
Al 308.215	4752.59	4817.22	4837.49
As 188.980	479.707	486.312	486.045
B 249.678	488.912	493.385	497.157
Ba 389.178	4936.64	4986.11	4996.63
Be 313.042	496.051	499.623	503.525
Ca 370.602	4879	4923	4939
Cd 226.502	496.809	500.095	501.856
Co 228.615	502.426	507.216	508.536
Cr 267.716	4973.84	5006.89	5021.97
Cu 324.754	4943.92	5029.26	5021.81
Fe 271.441	4774.72	4809.37	4817.71
K 766.491	9904.94	9951.05	9989.58
Mg 279.078	4783.06	4822.05	4851.30
Mn 257.610	5009.04	4977.89	4982.30
Mo 202.032	482.629	489.540	492.648
Na 330.237	7043.65	7027.69	7299.54
Ni 231.604	2499.77	2519.58	2528.02
Pb 220.353	474.974	477.110	479.232
Sb 206.834	910.591	917.718	937.461
Se 196.026	4733.74	4802.89	4794.22
Sn 189.925	4801.96	4850.97	4914.29
Sr 216.596	2429.21	2445.65	2452.62
Ti 334.941	476.560	479.583	481.081
Tl 190.794	4814.18	4849.84	4854.10
V 292.401	4775.59	4812.20	4823.63
Zn 206.200	2486.31	2502.43	2516.06

Label	Sol'n Conc.	Units	SD	%RSD	Int. (c/s)	QC Value
Ag 328.068	482.739	ppb	0.3564	0.1	38140.0	96.54772
Al 308.215	4802.43	ppb	44.3402	0.9	20858.3	96.04862
As 188.980	484.021	ppb	3.7386	0.8	284.171	96.80430
B 249.678	493.151	ppb	4.1275	0.8	6495.67	19.72605Q
Ba 389.178	4973.13	ppb	32.0304	0.6	115836	99.46253
Be 313.042	499.733	ppb	3.7381	0.7	930500	99.94659
Ca 370.602	4913	ppb	31.17	0.6	15562	98.26662
Cd 226.502	499.587	ppb	2.5614	0.5	19994.3	99.91734
Co 228.615	506.059	ppb	3.2155	0.6	6669.05	101.21188
Cr 267.716	5000.90	ppb	24.6188	0.5	259884	100.01797
Cu 324.754	4998.33	ppb	47.2679	0.9	229881	99.96653
Fe 271.441	4800.60	ppb	22.8000	0.5	9026.73	96.01197
K 766.491	9948.52	ppb	42.3757	0.4	381653	99.48524
Mg 279.078	4818.80	ppb	34.2345	0.7	10874.6	96.37608
Mn 257.610	4989.74	ppb	16.8586	0.3	410195	99.79488
Mo 202.032	488.272	ppb	5.1286	1.1	3874.23	97.65442
Na 330.237	7123.63	ppb	152.556	2.1	410.498	94.98168
Ni 231.604	2515.79	ppb	14.5023	0.6	7581.79	100.63148
Pb 220.353	477.105	ppb	2.1289	0.4	1003.09	95.42107
Sb 206.834	921.923	ppb	13.9195	1.5	1176.19	92.19233
Se 196.026	4776.95	ppb	37.6730	0.8	2581.20	95.53900
Sn 189.925	4855.74	ppb	56.3125	1.2	4818.12	97.11478
Sr 216.596	2442.50	ppb	12.0194	0.5	30827.3	97.69981
Ti 334.941	479.075	ppb	2.3029	0.5	146587	95.81491
Tl 190.794	4839.37	ppb	21.9234	0.5	5272.36	96.78746
V 292.401	4803.81	ppb	25.0975	0.5	137739	96.07611
Zn 206.200	2501.60	ppb	14.8997	0.6	3969.27	100.06410

E05022013.vvq. All Data Report 5/3/2013, 3:45:46 PM

Cont Calib Blank (CCB)                      5/3/2013, 12:32:26 AM                      Rack 2, Tube 50  
 Weight: 1    Volume: 1    Dilution: 1

Label	Replicates Concentration		
Ag 328.068	0.2409	0.0007	0.0932
Al 308.215	-0.7852u	2.7555	1.6597
As 188.980	0.9187	9.1535	7.7910
B 249.678	9.5269	9.7336	8.7675
Ba 389.178	0.9669	0.8852	0.9613
Be 313.042	0.0266	0.0258	0.0284
Ca 370.602	0.8458	-4.041u	0.4563
Cd 226.502	0.2279	-0.1056u	0.0694
Co 228.615	0.3675	0.9814	0.8267
Cr 267.716	0.0532	0.2419	0.2350
Cu 324.754	0.2917	0.1201	0.2266
Fe 271.441	1.6751	-2.7426u	-1.9869u
K 766.491	1.1290	1.2755	0.9326
Mg 279.078	3.0651	-0.4298u	-1.2475u
Mn 257.610	0.2210	0.2444	0.2258
Mo 202.032	0.4406	0.0509	-0.1978u
Na 330.237	204.683	-90.2153u	0.4436
Ni 231.604	0.0794	0.7696	0.3805
Pb 220.353	2.5850	-3.4213u	1.2704
Sb 206.834	4.6858	5.1662	6.5783
Se 196.026	-4.4879u	-9.9714u	-7.2685u
Sn 189.925	0.0759	-1.6426u	-3.1144u
Sr 216.596	0.2020	-0.3037u	-0.1247u
Ti 334.941	0.1579	0.1962	0.1260
Tl 190.794	4.3747	3.4273	2.2638
V 292.401	0.1196	0.0859	0.1320
Zn 206.200	0.8694	0.5915	0.4119

Label	Sol'n Conc.	Units	SD	%RSD	Int. (c/s)	QC Value
Ag 328.068	0.1116	ppb	0.1211	108.5	-16.0436	0.11162
Al 308.215	1.2100	ppb	1.8127	149.8	64.4550	1.21000
As 188.980	5.9544	ppb	4.4139	74.1	-6.7155	5.95444
B 249.678	9.3427	ppb	0.5087	5.4	223.088	9.34271
Ba 389.178	0.9378	ppb	0.0457	4.9	-0.9990	0.93781
Be 313.042	0.0269	ppb	0.0013	5.0	-333.134	0.02694
Ca 370.602	-0.9129	ppb	2.716	297.5	26.59	-0.91292
Cd 226.502	0.0639	ppb	0.1668	261.0	28.5143	0.06392
Co 228.615	0.7252	ppb	0.3193	44.0	10.7955	0.72521
Cr 267.716	0.1767	ppb	0.1070	60.6	15.6819	0.17670
Cu 324.754	0.2128	ppb	0.0866	40.7	260.668	0.21279
Fe 271.441	-1.0181	ppb	2.3628	232.1	108.943	-1.01813
K 766.491	1.1124	ppb	0.1720	15.5	314.250	1.11236
Mg 279.078	0.4626	ppb	2.2906	495.1	36.9285	0.46262
Mn 257.610	0.2304	ppb	0.0124	5.4	155.291	0.23041
Mo 202.032	0.0979	ppb	0.3218	328.8	17.7340	0.09787
Na 330.237	38.3038	ppb	151.051	394.3	66.6233	38.30383
Ni 231.604	0.4098	ppb	0.3460	84.4	-3.7716	0.40983
Pb 220.353	0.1447	ppb	3.1574	2182.1	32.0270	0.14469
Sb 206.834	5.4768	ppb	0.9837	18.0	13.7355	5.47677
Se 196.026	-7.2426	ppb	2.7419	37.9	9.6659	-7.24261
Sn 189.925	-1.5604	ppb	1.5967	102.3	-12.6276	-1.56037
Sr 216.596	-0.0755	ppb	0.2564	339.7	21.0047	-0.07549
Ti 334.941	0.1601	ppb	0.0352	22.0	-4.5770	0.16005
Tl 190.794	3.3552	ppb	1.0573	31.5	-13.5010	3.35525
V 292.401	0.1125	ppb	0.0238	21.2	-5.0795	0.11252
Zn 206.200	0.6243	ppb	0.2305	36.8	0.7667	0.62426

E05022013.wvq. All Data Report 5/3/2013, 3:45:46 PM

680-89775-c-12-a (Samp) 5/3/2013, 12:37:52 AM Rack 2, Tube 51

Weight: 1

Volume: 1

Dilution: 1

Label	Replicates Concentration		
Ag 328.068	-0.5742u	-0.8229u	-0.1558u
Al 308.215	36915.7	36776.5	36673.9
As 188.980	5.2524	5.3978	12.4879
B 249.678	2.8730u	3.1086u	3.1299u
Ba 389.178	188.256	188.438	188.880
Be 313.042	2.0589	2.0463	2.0425
Ca 370.602	1710	1717	1716
Cd 226.502	0.0770	-0.0898	-0.0852
Co 228.615	21.8082	21.8748	21.8051
Cr 267.716	48.1689	48.1040	47.9407
Cu 324.754	31.0857	31.1715	30.4416
Fe 271.441	35098.5	35141.3	34995.8
K 766.491	5515.71	5499.61	5492.74
Mg 279.078	6567.45	6548.37	6553.34
Mn 257.610	759.759	765.778	765.274
Mo 202.032	0.8429	0.6378	1.3667
Na 330.237	392.401u	466.833	240.455u
Ni 231.604	17.9532	17.2583	18.0204
Pb 220.353	38.8408	33.4022	34.4921
Sb 206.834	1.5755	-0.4188	-8.0216u
Se 196.026	-1.4203u	-2.9469u	3.4143
Sn 189.925	10.0454	11.2553	10.9851
Sr 216.596	10.8701	10.8303	11.2832
Ti 334.941	1394.87	1396.91	1392.71
Tl 190.794	-0.2657u	3.3519	4.1467
V 292.401	73.2681	73.2266	73.3706
Zn 206.200	175.040	174.433	173.844

Label	Sol'n Conc.	Units	SD	%RSD	Int. (c/s)
Ag 328.068	-0.5176	ppb	0.3371	65.1	-62.1897
Al 308.215	36788.7	ppb	121.370	0.3	159513
As 188.980	7.7127	ppb	4.1361	53.6	-5.9825
B 249.678	3.0372	ppb	0.1426	4.7	96.0895
Ba 389.178	188.525	ppb	0.3207	0.2	4435.12
Be 313.042	2.0492	ppb	0.0086	0.4	3434.72
Ca 370.602	1715	ppb	3.587	0.2	2929
Cd 226.502	-0.0327	ppb	0.0950	290.8	143.127
Co 228.615	21.8294	ppb	0.0394	0.2	328.427
Cr 267.716	48.0712	ppb	0.1176	0.2	2519.92
Cu 324.754	30.8996	ppb	0.3990	1.3	1679.48
Fe 271.441	35078.6	ppb	74.7619	0.2	64300.1
K 766.491	5502.69	ppb	11.7924	0.2	211220
Mg 279.078	6556.39	ppb	9.8976	0.2	14884.9
Mn 257.610	763.604	ppb	3.3392	0.4	62939.6
Mo 202.032	0.9491	ppb	0.3759	39.6	22.4127
Na 330.237	366.563	ppb	115.380	31.5	60.8823
Ni 231.604	17.7440	ppb	0.4219	2.4	49.3487
Pb 220.353	35.5784	ppb	2.8774	8.1	104.226
Sb 206.834	-2.2883	ppb	5.0643	221.3	5.9089
Se 196.026	-0.3176	ppb	3.3209	1045.6	13.5214
Sn 189.925	10.7619	ppb	0.6351	5.9	-0.3729
Sr 216.596	10.9945	ppb	0.2508	2.3	177.517
Ti 334.941	1394.83	ppb	2.0994	0.2	426860
Tl 190.794	2.4109	ppb	2.3519	97.6	-17.6910
V 292.401	73.2884	ppb	0.0741	0.1	2119.12
Zn 206.200	174.439	ppb	0.5983	0.3	281.313

E05022013.vvq. All Data Report 5/3/2013, 3:45:46 PM

680-89775-c-13-a (Samp) 5/3/2013, 12:43:17 AM Rack 2, Tube 52

Weight: 1

Volume: 1

Dilution: 1

Label	Replicates Concentration		
Ag 328.068	-0.9395u	-1.3212u	-0.4740u
Al 308.215	153649	153041	153199
As 188.980	21.9172	15.2791	16.4535
B 249.678	4.2211u	3.3718u	3.9193u
Ba 389.178	846.026	846.663	848.074
Be 313.042	7.1243	7.1022	7.1252
Ca 370.602	12373	12387	12416
Cd 226.502	-0.3189	-0.1846	-0.0686
Co 228.615	76.7392	76.0420	77.7070
Cr 267.716	219.138	219.498	219.805
Cu 324.754	219.438	222.455	221.134
Fe 271.441	174789	174715	174953
K 766.491	18843.5	18870.5	18933.6
Mg 279.078	21657.4	21638.7	21671.2
Mn 257.610	4986.40	5011.73	5049.09
Mo 202.032	3.6261	3.3014	3.4145
Na 330.237	852.527u	766.001u	958.671u
Ni 231.604	78.4425	77.6745	78.6469
Pb 220.353	481.665	477.917	479.184
Sb 206.834	8.6153	12.4164	6.9902
Se 196.026	3.3324	-1.3681	-4.2026u
Sn 189.925	31.0102	31.1077	34.3167
Sr 216.596	104.742	105.194	105.265
Ti 334.941	6336.06	6343.43	6357.36
Tl 190.794	16.3465	6.5634u	6.4653u
V 292.401	436.780	437.308	437.777
Zn 206.200	634.036	627.895	633.843

Label	Sol'n Conc.	Units	SD	%RSD	Int. (c/s)
Ag 328.068	-0.9116	ppb	0.4243	46.5	-74.5836
Al 308.215	153296	ppb	315.478	0.2	664490
As 188.980	17.8833	ppb	3.5425	19.8	-1.1042
B 249.678	3.8374	ppb	0.4306	11.2	-73.2599
Ba 389.178	846.921	ppb	1.0481	0.1	20007.9
Be 313.042	7.1172	ppb	0.0131	0.2	12873.2
Ca 370.602	12392	ppb	22.02	0.2	26669
Cd 226.502	-0.1907	ppb	0.1252	65.7	608.064
Co 228.615	76.8294	ppb	0.8362	1.1	1193.32
Cr 267.716	219.480	ppb	0.3342	0.2	11491.8
Cu 324.754	221.009	ppb	1.5125	0.7	10449.0
Fe 271.441	174819	ppb	121.510	0.1	320003
K 766.491	18882.5	ppb	46.2461	0.2	724144
Mg 279.078	21655.8	ppb	16.3014	0.1	49040.0
Mn 257.610	5015.74	ppb	31.5390	0.6	412544
Mo 202.032	3.4473	ppb	0.1649	4.8	33.8392
Na 330.237	859.066	ppb	96.5013	11.2	2.2652
Ni 231.604	78.2546	ppb	0.5127	0.7	235.183
Pb 220.353	479.588	ppb	1.9065	0.4	1008.42
Sb 206.834	9.3406	ppb	2.7848	29.8	25.8044
Se 196.026	-0.7461	ppb	3.8058	510.1	14.1640
Sn 189.925	32.1449	ppb	1.8814	5.9	20.8939
Sr 216.596	105.067	ppb	0.2839	0.3	1433.21
Ti 334.941	6345.62	ppb	10.8136	0.2	1942100
Tl 190.794	9.7917	ppb	5.6768	58.0	-24.1525
V 292.401	437.288	ppb	0.4990	0.1	12657.6
Zn 206.200	631.924	ppb	3.4911	0.6	1024.75

E05022013.vvq. All Data Report 5/3/2013, 3:45:46 PM

680-89775-c-14-a (Samp) 5/3/2013, 12:48:43 AM Rack 2, Tube 53

Weight: 1

Volume: 1

Dilution: 1

Label	Replicates Concentration		
Ag 328.068	-0.1356u	0.0942	-0.2785u
Al 308.215	43739.3	43476.0	43168.2
As 188.980	6.6555	3.1286	5.8453
B 249.678	-0.1592u	-0.2251u	-1.5200u
Ba 389.178	334.202	332.244	329.145
Be 313.042	3.6321	3.6198	3.5969
Ca 370.602	1564	1562	1558
Cd 226.502	-0.6855	-0.6404	-0.9155
Co 228.615	22.7722	22.7865	22.0602
Cr 267.716	170.628	169.462	167.483
Cu 324.754	49.4270	48.9908	47.5347
Fe 271.441	50176.0	49832.2	49588.5
K 766.491	16483.0	16430.2	16324.3
Mg 279.078	20090.2	19964.0	19809.5
Mn 257.610	768.125	762.500	755.797
Mo 202.032	0.0943u	0.2093u	0.5451
Na 330.237	586.918u	590.688u	521.457u
Ni 231.604	64.3004	63.0167	63.5140
Pb 220.353	28.6395	29.4691	28.6309
Sb 206.834	0.4836	-2.3136	-2.4093
Se 196.026	1.6212	-1.7696u	-10.8508u
Sn 189.925	14.3502	11.4311	12.1981
Sr 216.596	13.5625	13.6537	13.9930
Ti 334.941	3889.41	3863.89	3837.55
Tl 190.794	7.5716	3.8150	4.4955
V 292.401	124.754	123.969	122.791
Zn 206.200	176.996	177.033	175.527

Label	Sol'n Conc.	Units	SD	%RSD	Int. (c/s)
Ag 328.068	-0.1067	ppb	0.1881	176.3	-29.6592
Al 308.215	43461.2	ppb	285.865	0.7	188433
As 188.980	5.2098	ppb	1.8474	35.5	-7.6553
B 249.678	-0.6348	ppb	0.7673	120.9	29.4940
Ba 389.178	331.864	ppb	2.5502	0.8	7829.70
Be 313.042	3.6163	ppb	0.0179	0.5	6351.91
Ca 370.602	1561	ppb	2.751	0.2	1703
Cd 226.502	-0.7471	ppb	0.1476	19.8	164.470
Co 228.615	22.5396	ppb	0.4153	1.8	410.554
Cr 267.716	169.191	ppb	1.5902	0.9	8823.16
Cu 324.754	48.6508	ppb	0.9909	2.0	2498.60
Fe 271.441	49865.5	ppb	295.154	0.6	91358.2
K 766.491	16412.5	ppb	80.7933	0.5	629453
Mg 279.078	19954.6	ppb	140.589	0.7	45267.0
Mn 257.610	762.141	ppb	6.1719	0.8	62872.4
Mo 202.032	0.2829	ppb	0.2342	82.8	16.2266
Na 330.237	566.354	ppb	38.9278	6.9	47.5297
Ni 231.604	63.6104	ppb	0.6472	1.0	188.016
Pb 220.353	28.9132	ppb	0.4815	1.7	89.1687
Sb 206.834	-1.4131	ppb	1.6433	116.3	8.8266
Se 196.026	-3.6664	ppb	6.4487	175.9	11.6925
Sn 189.925	12.6598	ppb	1.5133	12.0	1.5140
Sr 216.596	13.7364	ppb	0.2269	1.7	218.303
Ti 334.941	3863.62	ppb	25.9319	0.7	1182477
Tl 190.794	5.2940	ppb	2.0016	37.8	-15.3350
V 292.401	123.838	ppb	0.9881	0.8	3606.14
Zn 206.200	176.519	ppb	0.8589	0.5	285.860

E05022013.vvq. All Data Report 5/3/2013, 3:45:46 PM

680-89775-c-15-a (Samp) 5/3/2013, 12:54:08 AM Rack 2, Tube 54

Weight: 1

Volume: 1

Dilution: 1

Label	Replicates Concentration		
Ag 328.068	0.0207	0.0345	-0.2073u
Al 308.215	20115.6	20023.2	20180.1
As 188.980	14.7018	12.3465	11.9844
B 249.678	-0.6893u	-0.0811u	-0.1265u
Ba 389.178	113.434	113.202	114.291
Be 313.042	2.7002	2.6914	2.7034
Ca 370.602	469.9u	470.7u	468.0u
Cd 226.502	0.7791	0.6460	0.7050
Co 228.615	18.6842	19.7317	19.2352
Cr 267.716	43.0085	42.9034	43.3653
Cu 324.754	13.1185	13.2473	13.8152
Fe 271.441	37885.6	37833.4	38134.1
K 766.491	902.448	902.492	910.125
Mg 279.078	605.586	603.830	614.017
Mn 257.610	2191.82	2193.74	2204.61
Mo 202.032	1.4684	1.9355	1.7049
Na 330.237	-28.2524u	-53.4155u	96.5746u
Ni 231.604	9.8547	8.9013	8.5850
Pb 220.353	26.8229	26.2970	27.9288
Sb 206.834	-0.5541	-2.4299u	-3.5599u
Se 196.026	-1.5235u	4.5998	7.1512
Sn 189.925	8.8157	9.9186	13.4286
Sr 216.596	7.7116	6.8161	7.4605
Ti 334.941	313.690	312.850	315.267
Tl 190.794	2.9965u	4.4745u	6.5262
V 292.401	81.0191	81.0948	81.6636
Zn 206.200	340.837	339.292	342.174

Label	Sol'n Conc.	Units	SD	%RSD	Int. (c/s)
Ag 328.068	-0.0507	ppb	0.1358	267.8	-17.9415
Al 308.215	20106.3	ppb	78.8802	0.4	87205.5
As 188.980	13.0109	ppb	1.4755	11.3	-2.7959
B 249.678	-0.2990	ppb	0.3388	113.3	49.1474
Ba 389.178	113.642	ppb	0.5734	0.5	2679.46
Be 313.042	2.6984	ppb	0.0062	0.2	4641.90
Ca 370.602	469.5	ppb	1.389	0.3	-1425
Cd 226.502	0.7101	ppb	0.0667	9.4	182.235
Co 228.615	19.2170	ppb	0.5240	2.7	261.968
Cr 267.716	43.0924	ppb	0.2421	0.6	2266.21
Cu 324.754	13.3937	ppb	0.3707	2.8	875.846
Fe 271.441	37951.0	ppb	160.664	0.4	69555.2
K 766.491	905.021	ppb	4.4195	0.5	34966.1
Mg 279.078	607.811	ppb	5.4458	0.9	1376.65
Mn 257.610	2196.72	ppb	6.8993	0.3	180694
Mo 202.032	1.7029	ppb	0.2336	13.7	28.2146
Na 330.237	4.9689	ppb	80.3243	1616.5	48.4586
Ni 231.604	9.1137	ppb	0.6610	7.3	23.3830
Pb 220.353	27.0162	ppb	0.8329	3.1	87.5360
Sb 206.834	-2.1813	ppb	1.5183	69.6	6.0515
Se 196.026	3.4091	ppb	4.4582	130.8	15.9102
Sn 189.925	10.7209	ppb	2.4088	22.5	-0.4144
Sr 216.596	7.3294	ppb	0.4619	6.3	132.536
Ti 334.941	313.936	ppb	1.2270	0.4	96032.2
Tl 190.794	4.6658	ppb	1.7726	38.0	-17.7258
V 292.401	81.2592	ppb	0.3523	0.4	2330.74
Zn 206.200	340.768	ppb	1.4424	0.4	546.567



E05022013.wvq. All Data Report 5/3/2013, 3:45:46 PM

680-89775-c-16-a (Samp) 5/3/2013, 12:59:34 AM Rack 2, Tube 55

Weight: 1

Volume: 1

Dilution: 1

Label	Replicates Concentration		
Ag 328.068	-0.4288u	-0.2213u	-0.5851u
Al 308.215	27002.4	26921.0	26769.5
As 188.980	5.9253	-0.4297u	5.0899
B 249.678	1.0255u	1.7903u	1.3411u
Ba 389.178	114.350	113.558	114.355
Be 313.042	1.5498	1.5435	1.5194
Ca 370.602	992.7	991.3	993.2
Cd 226.502	0.1140	0.0592	-0.1714
Co 228.615	10.4415	10.7201	10.3418
Cr 267.716	25.5813	25.0718	25.3060
Cu 324.754	18.2650	19.0247	18.3161
Fe 271.441	22177.7	22119.6	21963.7
K 766.491	4546.41	4525.59	4506.56
Mg 279.078	4675.72	4658.19	4625.69
Mn 257.610	308.805	305.631	305.983
Mo 202.032	0.6551	0.8281	0.4059
Na 330.237	36.1879u	281.408u	-104.122u
Ni 231.604	10.8849	12.6678	12.1588
Pb 220.353	53.5502	57.2132	54.0143
Sb 206.834	-8.3148u	-0.5517	0.4911
Se 196.026	-2.1939u	-7.8075u	-4.9613u
Sn 189.925	8.9806	10.5808	14.1884
Sr 216.596	6.6298	6.5964	6.9223
Ti 334.941	1036.21	1032.97	1028.77
Tl 190.794	3.2032	4.2434	4.4733
V 292.401	47.4816	47.4583	47.0070
Zn 206.200	114.056	115.256	112.864

Label	Sol'n Conc.	Units	SD	%RSD	Int. (c/s)
Ag 328.068	-0.4117	ppb	0.1825	44.3	-55.9994
Al 308.215	26897.6	ppb	118.215	0.4	116642
As 188.980	3.5285	ppb	3.4533	97.9	-8.4050
B 249.678	1.3856	ppb	0.3843	27.7	91.4376
Ba 389.178	114.088	ppb	0.4585	0.4	2677.89
Be 313.042	1.5376	ppb	0.0160	1.0	2481.71
Ca 370.602	992.4	ppb	0.9953	0.1	1604
Cd 226.502	0.0006	ppb	0.1515	26014.1	100.451
Co 228.615	10.5011	ppb	0.1961	1.9	169.108
Cr 267.716	25.3197	ppb	0.2550	1.0	1331.41
Cu 324.754	18.5353	ppb	0.4247	2.3	1108.08
Fe 271.441	22087.0	ppb	110.677	0.5	40526.7
K 766.491	4526.19	ppb	19.9354	0.4	173785
Mg 279.078	4653.20	ppb	25.3865	0.5	10577.9
Mn 257.610	306.806	ppb	1.7400	0.6	25383.4
Mo 202.032	0.6297	ppb	0.2123	33.7	20.6469
Na 330.237	71.1580	ppb	195.129	274.2	52.7671
Ni 231.604	11.9038	ppb	0.9184	7.7	31.4238
Pb 220.353	54.9259	ppb	1.9944	3.6	143.515
Sb 206.834	-2.7918	ppb	4.8114	172.3	4.6769
Se 196.026	-4.9876	ppb	2.8069	56.3	10.9153
Sn 189.925	11.2499	ppb	2.6676	23.7	0.1124
Sr 216.596	6.7162	ppb	0.1793	2.7	117.259
Ti 334.941	1032.65	ppb	3.7260	0.4	316006
Tl 190.794	3.9733	ppb	0.6767	17.0	-14.5292
V 292.401	47.3156	ppb	0.2675	0.6	1367.73
Zn 206.200	114.059	ppb	1.1957	1.0	183.782

680-89775-c-17-a (Samp) 5/3/2013, 1:04:59 AM Rack 2, Tube 56

Weight: 1 Volume: 1 Dilution: 1

Label	Replicates Concentration		
Ag 328.068	-1.0984u	-0.0827	0.2937
Al 308.215	136268	137336	137100
As 188.980	19.1859	20.9680	19.4465
B 249.678	-6.8589u	-6.8389u	-6.8252u
Ba 389.178	350.190	350.331	349.646
Be 313.042	7.8385	7.8566	7.8671
Ca 370.602	1803u	1770u	1772u
Cd 226.502	-1.9593	-1.7500	-1.8482
Co 228.615	25.2954	26.5758	25.9127
Cr 267.716	368.361	369.479	368.706
Cu 324.754	108.580	108.286	107.011
Fe 271.441	158952	159571	159331
K 766.491	12430.9	12430.8	12382.1
Mg 279.078	12751.5	12802.6	12787.7
Mn 257.610	4193.95	4173.94	4168.88
Mo 202.032	5.3426	4.8708	4.0842
Na 330.237	226.752u	460.696u	534.810u
Ni 231.604	46.3388	44.9074	45.8153
Pb 220.353	145.435	142.523	145.186
Sb 206.834	-0.3408	-0.0521	-1.3547
Se 196.026	-4.6616u	-5.1902u	2.7894
Sn 189.925	29.3435	27.0902	31.2989
Sr 216.596	24.4247	24.1125	24.3414
Ti 334.941	3168.01	3171.86	3168.68
Tl 190.794	9.0247u	7.2722u	7.6439u
V 292.401	449.251	450.605	450.287
Zn 206.200	277.097	277.063	276.678

Label	Sol'n Conc.	Units	SD	%RSD	Int. (c/s)
Ag 328.068	-0.2958	ppb	0.7201	243.5	-26.0104
Al 308.215	136901	ppb	560.705	0.4	593429
As 188.980	19.8668	ppb	0.9625	4.8	0.1731
B 249.678	-6.8410	ppb	0.0170	0.2	-191.646
Ba 389.178	350.056	ppb	0.3615	0.1	8390.10
Be 313.042	7.8540	ppb	0.0145	0.2	14241.8
Ca 370.602	1782	ppb	18.51	1.0	-6466
Cd 226.502	-1.8525	ppb	0.1047	5.7	488.611
Co 228.615	25.9280	ppb	0.6403	2.5	430.947
Cr 267.716	368.849	ppb	0.5724	0.2	19239.9
Cu 324.754	107.959	ppb	0.8342	0.8	5250.34
Fe 271.441	159284	ppb	312.125	0.2	291570
K 766.491	12414.6	ppb	28.1307	0.2	476191
Mg 279.078	12780.6	ppb	26.2381	0.2	28931.9
Mn 257.610	4178.92	ppb	13.2557	0.3	343737
Mo 202.032	4.7658	ppb	0.6357	13.3	45.1161
Na 330.237	407.420	ppb	160.791	39.5	11.0343
Ni 231.604	45.6871	ppb	0.7242	1.6	136.593
Pb 220.353	144.382	ppb	1.6142	1.1	327.599
Sb 206.834	-0.5825	ppb	0.6841	117.4	15.1537
Se 196.026	-2.3541	ppb	4.4623	189.6	13.1018
Sn 189.925	29.2442	ppb	2.1061	7.2	18.0044
Sr 216.596	24.2929	ppb	0.1617	0.7	404.073
Ti 334.941	3169.52	ppb	2.0588	0.1	970039
Tl 190.794	7.9803	ppb	0.9234	11.6	-23.9035
V 292.401	450.048	ppb	0.7080	0.2	12962.2
Zn 206.200	276.946	ppb	0.2327	0.1	457.155

E05022013.wvq. All Data Report 5/3/2013, 3:45:46 PM

680-89775-c-18-a (Samp) 5/3/2013, 1:10:25 AM Rack 2, Tube 57

Weight: 1

Volume: 1

Dilution: 1

Label	Replicates Concentration		
Ag 328.068	-1.0486u	-1.0712u	-0.7922u
Al 308.215	90102.7	90257.1	89918.9
As 188.980	15.7798	9.2234	16.5898
B 249.678	1.6832u	1.0940u	0.9380u
Ba 389.178	554.628	554.978	550.869
Be 313.042	4.1758	4.1607	4.1398
Ca 370.602	5171	5163	5135
Cd 226.502	-0.0265	-0.1999	-0.4292
Co 228.615	63.2357	63.0118	62.3747
Cr 267.716	174.041	174.264	172.603
Cu 324.754	143.806	145.957	142.167
Fe 271.441	96078.3	96284.0	95601.1
K 766.491	14116.9	14095.8	13973.7
Mg 279.078	20065.2	20125.5	19960.3
Mn 257.610	1763.32	1756.07	1733.09
Mo 202.032	2.4321	2.1724	2.3020
Na 330.237	793.462u	595.242u	671.339u
Ni 231.604	63.7160	63.7427	62.8144
Pb 220.353	126.252	121.385	126.573
Sb 206.834	-1.7435	5.8560	-3.0985
Se 196.026	-5.1578u	-3.8208u	-2.0825u
Sn 189.925	13.6186	19.1590	16.0607
Sr 216.596	36.1672	36.0380	37.2820
Ti 334.941	4518.21	4511.46	4471.21
Tl 190.794	6.9601u	5.2493u	4.0037u
V 292.401	250.049	250.037	248.188
Zn 206.200	536.296	535.262	532.859

Label	Sol'n Conc.	Units	SD	%RSD	Int. (c/s)
Ag 328.068	-0.9707	ppb	0.1550	16.0	-93.3776
Al 308.215	90092.9	ppb	169.355	0.2	390548
As 188.980	13.8643	ppb	4.0395	29.1	-2.8196
B 249.678	1.2384	ppb	0.3930	31.7	-5.5303
Ba 389.178	553.492	ppb	2.2778	0.4	13057.4
Be 313.042	4.1588	ppb	0.0181	0.4	7362.47
Ca 370.602	5156	ppb	18.94	0.4	9569
Cd 226.502	-0.2185	ppb	0.2020	92.4	341.044
Co 228.615	62.8741	ppb	0.4467	0.7	958.153
Cr 267.716	173.636	ppb	0.9017	0.5	9071.08
Cu 324.754	143.977	ppb	1.9008	1.3	6889.94
Fe 271.441	95987.8	ppb	350.333	0.4	175758
K 766.491	14062.2	ppb	77.2999	0.5	539352
Mg 279.078	20050.3	ppb	83.6129	0.4	45461.2
Mn 257.610	1750.83	ppb	15.7806	0.9	144164
Mo 202.032	2.3022	ppb	0.1299	5.6	29.4511
Na 330.237	686.681	ppb	99.9969	14.6	32.2162
Ni 231.604	63.4244	ppb	0.5284	0.8	188.567
Pb 220.353	124.737	ppb	2.9070	2.3	285.070
Sb 206.834	0.3380	ppb	4.8265	1428.1	12.2317
Se 196.026	-3.6870	ppb	1.5420	41.8	11.8549
Sn 189.925	16.2794	ppb	2.7767	17.1	5.1142
Sr 216.596	36.4957	ppb	0.6840	1.9	528.335
Ti 334.941	4500.29	ppb	25.4085	0.6	1377336
Tl 190.794	5.4044	ppb	1.4843	27.5	-19.3143
V 292.401	249.425	ppb	1.0711	0.4	7227.65
Zn 206.200	534.806	ppb	1.7633	0.3	861.575

E05022013.wvq. All Data Report 5/3/2013, 3:45:46 PM

**680-89775-c-19-a (Samp)**      **5/3/2013, 1:15:51 AM**      **Rack 2, Tube 58****Weight: 1****Volume: 1****Dilution: 1**

Label	Replicates Concentration		
Ag 328.068	-0.1345u	-0.4601u	-0.4370u
Al 308.215	36439.8	36301.3	36392.2
As 188.980	10.2106	3.8731	12.5788
B 249.678	-3.9236u	-3.5865u	-4.0338u
Ba 389.178	147.654	148.045	147.974
Be 313.042	1.9048	1.9038	1.9013
Ca 370.602	419.5u	432.9u	409.9u
Cd 226.502	-1.1806	-0.8422	-1.2007
Co 228.615	22.8745	22.7024	22.2809
Cr 267.716	133.558	133.178	133.590
Cu 324.754	29.6902	28.8968	28.5163
Fe 271.441	83262.3	83218.2	83192.0
K 766.491	2962.73	2956.19	2942.67
Mg 279.078	3976.59	3958.47	3964.56
Mn 257.610	765.489	767.649	762.769
Mo 202.032	0.6941	1.0828	0.8619
Na 330.237	418.318u	326.232u	241.013u
Ni 231.604	21.9410	21.3806	21.9207
Pb 220.353	39.7790	40.7655	41.7988
Sb 206.834	-4.1607u	-1.8554	-2.1264
Se 196.026	-4.5933u	-1.5287u	-1.5620u
Sn 189.925	11.7738	13.7072	15.1459
Sr 216.596	9.9828	10.1838	9.3941
Ti 334.941	1667.45	1657.23	1656.70
Tl 190.794	3.4767u	4.2468u	-1.3864u
V 292.401	256.104	255.229	255.585
Zn 206.200	95.5531	95.6704	94.8154

Label	Sol'n Conc.	Units	SD	%RSD	Int. (c/s)
Ag 328.068	-0.3438	ppb	0.1817	52.8	-47.3345
Al 308.215	36377.8	ppb	70.3519	0.2	157729
As 188.980	8.8875	ppb	4.5011	50.6	-5.7599
B 249.678	-3.8480	ppb	0.2331	6.1	-55.1642
Ba 389.178	147.891	ppb	0.2086	0.1	3550.53
Be 313.042	1.9033	ppb	0.0018	0.1	3155.22
Ca 370.602	420.8	ppb	11.55	2.7	-5036
Cd 226.502	-1.0745	ppb	0.2014	18.7	263.662
Co 228.615	22.6193	ppb	0.3054	1.4	345.111
Cr 267.716	133.442	ppb	0.2295	0.2	6967.67
Cu 324.754	29.0344	ppb	0.5990	2.1	1605.11
Fe 271.441	83224.2	ppb	35.4976	0.0	152396
K 766.491	2953.87	ppb	10.2298	0.3	113510
Mg 279.078	3966.54	ppb	9.2217	0.2	9021.66
Mn 257.610	765.302	ppb	2.4451	0.3	63118.2
Mo 202.032	0.8796	ppb	0.1949	22.2	18.8677
Na 330.237	328.521	ppb	88.6750	27.0	42.9397
Ni 231.604	21.7474	ppb	0.3178	1.5	62.5607
Pb 220.353	40.7811	ppb	1.0100	2.5	114.636
Sb 206.834	-2.7142	ppb	1.2601	46.4	7.7220
Se 196.026	-2.5613	ppb	1.7598	68.7	12.2143
Sn 189.925	13.5423	ppb	1.6921	12.5	2.3902
Sr 216.596	9.8536	ppb	0.4104	4.2	185.826
Ti 334.941	1660.46	ppb	6.0595	0.4	508146
Tl 190.794	2.1124	ppb	3.0544	144.6	-20.6023
V 292.401	255.639	ppb	0.4404	0.2	7362.57
Zn 206.200	95.3463	ppb	0.4635	0.5	160.331

E05022013.vvq. All Data Report 5/3/2013, 3:45:46 PM

**mb 680-274956/1-b (Samp)**      **5/3/2013, 1:21:17 AM**      **Rack 2, Tube 59**  
**Weight: 1**      **Volume: 1**      **Dilution: 1**

Label	Replicates Concentration		
Ag 328.068	0.0302	0.0020	0.1447
Al 308.215	13.4861	14.3400	10.2528
As 188.980	8.6769	12.3018	2.4143
B 249.678	0.5540	0.7618	0.6118
Ba 389.178	1.0439	0.3891	0.2987
Be 313.042	-0.0013u	0.0029	0.0033
Ca 370.602	28.27	27.79	30.01
Cd 226.502	0.0845	0.1556	-0.1136u
Co 228.615	0.2051	0.9097	0.7923
Cr 267.716	0.3811	0.4900	0.4217
Cu 324.754	0.1977	0.8039	0.4998
Fe 271.441	24.3669	23.2162	17.3456
K 766.491	11.6999	10.7886	10.8440
Mg 279.078	63.5951	61.0585	57.3726
Mn 257.610	0.3852	0.3759	0.3067
Mo 202.032	-0.2334u	0.1241	0.3150
Na 330.237	144.856	-32.1266u	157.209
Ni 231.604	0.6295	0.1855	-0.9470u
Pb 220.353	1.6673	0.5801	-0.6229u
Sb 206.834	-1.4514u	-2.2315u	-2.5876u
Se 196.026	-4.2562u	-6.1412u	-2.6857u
Sn 189.925	8.0594	10.1756	9.8117
Sr 216.596	-0.4658u	-0.6898u	-0.0780u
Ti 334.941	0.8779	0.8145	0.8028
Tl 190.794	-0.7013u	1.1090	2.6850
V 292.401	-0.1616u	-0.0059u	-0.2034u
Zn 206.200	10.1136	10.2044	11.7627

Label	Sol'n Conc.	Units	SD	%RSD	Int. (c/s)
Ag 328.068	0.0589	ppb	0.0756	128.2	-20.2069
Al 308.215	12.6930	ppb	2.1559	17.0	114.215
As 188.980	7.7977	ppb	5.0020	64.1	-5.5934
B 249.678	0.6425	ppb	0.1073	16.7	110.149
Ba 389.178	0.5772	ppb	0.4067	70.5	-9.2084
Be 313.042	0.0016	ppb	0.0025	155.1	-380.262
Ca 370.602	28.69	ppb	1.170	4.1	119.2
Cd 226.502	0.0421	ppb	0.1395	331.0	27.7216
Co 228.615	0.6357	ppb	0.3775	59.4	9.6353
Cr 267.716	0.4309	ppb	0.0550	12.8	28.9065
Cu 324.754	0.5005	ppb	0.3031	60.6	273.890
Fe 271.441	21.6429	ppb	3.7658	17.4	150.393
K 766.491	11.1108	ppb	0.5109	4.6	697.547
Mg 279.078	60.6754	ppb	3.1289	5.2	173.462
Mn 257.610	0.3559	ppb	0.0429	12.1	165.803
Mo 202.032	0.0686	ppb	0.2784	406.0	17.5012
Na 330.237	89.9793	ppb	105.927	117.7	69.2182
Ni 231.604	-0.0440	ppb	0.8129	1847.0	-5.1397
Pb 220.353	0.5415	ppb	1.1456	211.6	32.8348
Sb 206.834	-2.0902	ppb	0.5811	27.8	4.6178
Se 196.026	-4.3610	ppb	1.7302	39.7	11.2139
Sn 189.925	9.3489	ppb	1.1315	12.1	-1.7779
Sr 216.596	-0.4112	ppb	0.3095	75.3	16.7962
Ti 334.941	0.8318	ppb	0.0404	4.9	201.285
Tl 190.794	1.0309	ppb	1.6945	164.4	-16.0461
V 292.401	-0.1236	ppb	0.1041	84.2	-11.8481
Zn 206.200	10.6935	ppb	0.9270	8.7	16.8069

ics 680-274956/2-b (Samp) 5/3/2013, 1:26:43 AM Rack 2, Tube 60  
Weight: 1 Volume: 1 Dilution: 1

Label	Replicates Concentration		
Ag 328.068	48.0732	49.5732	47.7851
Al 308.215	4721.94	4785.35	4703.40
As 188.980	98.4543	101.973	105.888
B 249.678	180.461	181.550	182.093
Ba 389.178	99.9705	99.9516	99.7723
Be 313.042	50.3834	50.7923	50.3984
Ca 370.602	4732	4767	4727
Cd 226.502	50.2197	50.2985	49.4796
Co 228.615	50.8392	51.0613	50.3732
Cr 267.716	100.957	101.714	101.066
Cu 324.754	105.543	105.290	106.154
Fe 271.441	4729.27	4767.25	4724.10
K 766.491	4836.31	4858.91	4822.43
Mg 279.078	4723.86	4756.55	4722.23
Mn 257.610	500.034	503.781	503.009
Mo 202.032	96.8364	96.9843	97.0139
Na 330.237	4741.49	4701.18	4484.72
Ni 231.604	98.1251	99.1078	98.0882
Pb 220.353	48.1587	48.2450	50.0064
Sb 206.834	49.1907	47.7967	44.8760
Se 196.026	83.0189	91.4225	84.5348
Sn 189.925	203.027	198.288	197.302
Sr 216.596	97.4174	96.8972	97.2409
Ti 334.941	95.3641	96.2267	95.5251
Tl 190.794	41.7980	38.7061	38.4814
V 292.401	96.3347	97.1600	96.5210
Zn 206.200	99.7832	96.8376	97.4984

Label	Sol'n Conc.	Units	SD	%RSD	Int. (c/s)
Ag 328.068	48.4772	ppb	0.9601	2.0	3812.11
Al 308.215	4736.90	ppb	42.9738	0.9	20598.7
As 188.980	102.105	ppb	3.7185	3.6	51.7825
B 249.678	181.368	ppb	0.8311	0.5	2449.54
Ba 389.178	99.8981	ppb	0.1094	0.1	2323.64
Be 313.042	50.5247	ppb	0.2319	0.5	93740.0
Ca 370.602	4742	ppb	21.68	0.5	14783
Cd 226.502	49.9992	ppb	0.4518	0.9	2038.78
Co 228.615	50.7579	ppb	0.3512	0.7	668.253
Cr 267.716	101.245	ppb	0.4091	0.4	5270.85
Cu 324.754	105.662	ppb	0.4441	0.4	5108.59
Fe 271.441	4740.21	ppb	23.5605	0.5	8793.50
K 766.491	4839.22	ppb	18.4162	0.4	185786
Mg 279.078	4734.22	ppb	19.3613	0.4	10761.6
Mn 257.610	502.275	ppb	1.9784	0.4	41429.8
Mo 202.032	96.9449	ppb	0.0951	0.1	784.367
Na 330.237	4642.47	ppb	138.088	3.0	302.738
Ni 231.604	98.4404	ppb	0.5783	0.6	291.966
Pb 220.353	48.8034	ppb	1.0427	2.1	131.079
Sb 206.834	47.2878	ppb	2.2019	4.7	64.4501
Se 196.026	86.3254	ppb	4.4788	5.2	60.0613
Sn 189.925	199.539	ppb	3.0607	1.5	187.377
Sr 216.596	97.1852	ppb	0.2645	0.3	1247.19
Ti 334.941	95.7053	ppb	0.4587	0.5	29259.9
Tl 190.794	39.6618	ppb	1.8534	4.7	25.1699
V 292.401	96.6719	ppb	0.4329	0.4	2747.60
Zn 206.200	98.0397	ppb	1.5456	1.6	156.134

E05022013.vvq. All Data Report 5/3/2013, 3:45:46 PM

Cont Calib Verif (CCV) 5/3/2013, 1:32:09 AM Rack 3, Tube 1  
 Weight: 1 Volume: 1 Dilution: 1

Label	Replicates Concentration		
Ag 328.068	481.383	476.755	481.164
Al 308.215	4811.08	4800.49	4818.35
As 188.980	468.045	474.163	477.785
B 249.678	491.905	493.328	495.240
Ba 389.178	4955.26	4952.80	4968.06
Be 313.042	499.475	500.297	499.541
Ca 370.602	4880	4881	4883
Cd 226.502	495.662	494.530	496.432
Co 228.615	504.584	503.664	503.475
Cr 267.716	4989.56	4977.79	4989.73
Cu 324.754	5028.61	4921.44	5059.87
Fe 271.441	4796.10	4782.91	4805.74
K 766.491	9918.32	9923.39	9956.57
Mg 279.078	4813.79	4808.56	4812.03
Mn 257.610	4925.29	4928.54	4932.29
Mo 202.032	486.976	486.868	487.010
Na 330.237	6850.62	6938.46	6874.31
Ni 231.604	2510.92	2502.36	2506.41
Pb 220.353	478.559	474.013	475.945
Sb 206.834	908.358	903.231	919.488
Se 196.026	4710.35	4745.48	4723.45
Sn 189.925	4847.79	4819.46	4844.97
Sr 216.596	2436.15	2435.68	2436.85
Ti 334.941	477.640	476.704	478.909
Tl 190.794	4832.43	4828.39	4822.70
V 292.401	4791.19	4776.64	4787.73
Zn 206.200	2496.92	2490.13	2485.03

Label	Sol'n Conc.	Units	SD	%RSD	Int. (c/s)	QC Value
Ag 328.068	479.767	ppb	2.6107	0.5	37905.5	95.95348
Al 308.215	4809.97	ppb	8.9802	0.2	20890.8	96.19943
As 188.980	473.331	ppb	4.9231	1.0	277.664	94.66624
B 249.678	493.491	ppb	1.6739	0.3	6500.11	19.73964Q
Ba 389.178	4958.71	ppb	8.1963	0.2	115500	99.17411
Be 313.042	499.771	ppb	0.4568	0.1	930572	99.95415
Ca 370.602	4881	ppb	1.618	0.0	15461	97.62312
Cd 226.502	495.541	ppb	0.9566	0.2	19832.7	99.10828
Co 228.615	503.908	ppb	0.5933	0.1	6640.81	100.78152
Cr 267.716	4985.69	ppb	6.8432	0.1	259094	99.71384
Cu 324.754	5003.31	ppb	72.6020	1.5	230109	100.06614
Fe 271.441	4794.92	ppb	11.4582	0.2	9015.75	95.89835
K 766.491	9932.76	ppb	20.7730	0.2	381049	99.32761
Mg 279.078	4811.46	ppb	2.6572	0.1	10858.1	96.22918
Mn 257.610	4928.71	ppb	3.5068	0.1	405179	98.57413
Mo 202.032	486.951	ppb	0.0743	0.0	3863.81	97.39021
Na 330.237	6887.80	ppb	45.4447	0.7	398.397	91.83730
Ni 231.604	2506.56	ppb	4.2846	0.2	7553.98	100.26259
Pb 220.353	476.172	ppb	2.2813	0.5	1001.20	95.23442
Sb 206.834	910.359	ppb	8.3112	0.9	1162.12	91.03591
Se 196.026	4726.43	ppb	17.7527	0.4	2554.05	94.52859
Sn 189.925	4837.41	ppb	15.6052	0.3	4799.89	96.74815
Sr 216.596	2436.23	ppb	0.5895	0.0	30748.5	97.44915
Ti 334.941	477.751	ppb	1.1068	0.2	146182	95.55022
Tl 190.794	4827.84	ppb	4.8872	0.1	5259.74	96.55678
V 292.401	4785.18	ppb	7.5980	0.2	137205	95.70369
Zn 206.200	2490.69	ppb	5.9641	0.2	3951.93	99.62764

E05022013.wvq. All Data Report 5/3/2013, 3:45:46 PM

Cont Calib Blank (CCB) 5/3/2013, 1:37:46 AM Rack 3, Tube 2

Weight: 1 Volume: 1 Dilution: 1

Label	Replicates Concentration		
Ag 328.068	0.2125	0.2411	0.2233
Al 308.215	1.5757	1.3751	1.5067
As 188.980	8.1727	5.9695	2.9211
B 249.678	10.3423	9.6819	9.1806
Ba 389.178	0.9803	1.1823	1.3246
Be 313.042	0.0442	0.0429	0.0406
Ca 370.602	-5.985u	-8.773u	-2.828u
Cd 226.502	0.0853	0.0620	0.1142
Co 228.615	0.6437	0.6588	0.3853
Cr 267.716	0.2620	0.2076	0.4084
Cu 324.754	0.7969	0.5793	0.3048
Fe 271.441	-3.1390u	-5.4410u	-2.3955u
K 766.491	1.4221	2.3838	1.7423
Mg 279.078	0.6083	1.7264	2.0759
Mn 257.610	0.3201	0.3250	0.4256
Mo 202.032	0.4462	0.1171	-0.2820u
Na 330.237	-0.3830u	-28.0312u	-86.4406u
Ni 231.604	-0.4599u	-0.8100u	-0.3401u
Pb 220.353	1.1269	0.8982	-1.4655u
Sb 206.834	5.2698	7.1508	6.6521
Se 196.026	-3.3286u	-4.2495u	1.8254
Sn 189.925	2.0017	-1.7112u	-1.4363u
Sr 216.596	-0.0046u	-0.1572u	-0.1825u
Ti 334.941	0.2131	0.1958	0.1637
Tl 190.794	1.1929	1.4401	3.1748
V 292.401	0.6922	0.2657	0.6818
Zn 206.200	0.0090	-0.9517u	0.3568

Label	Sol'n Conc.	Units	SD	%RSD	Int. (c/s)	QC Value
Ag 328.068	0.2256	ppb	0.0144	6.4	-7.0168	0.22564
Al 308.215	1.4858	ppb	0.1019	6.9	65.6466	1.48582
As 188.980	5.6877	ppb	2.6371	46.4	-6.8779	5.68773
B 249.678	9.7349	ppb	0.5827	6.0	228.181	9.73493
Ba 389.178	1.1624	ppb	0.1730	14.9	4.2320	1.16238
Be 313.042	0.0426	ppb	0.0018	4.2	-304.023	0.04257
Ca 370.602	-5.862	ppb	2.974	50.7	10.98	-5.86196
Cd 226.502	0.0872	ppb	0.0262	30.0	29.4376	0.08717
Co 228.615	0.5626	ppb	0.1537	27.3	8.6564	0.56262
Cr 267.716	0.2927	ppb	0.1038	35.5	21.7040	0.29267
Cu 324.754	0.5603	ppb	0.2466	44.0	276.633	0.56035
Fe 271.441	-3.6585	ppb	1.5878	43.4	104.088	-3.65852
K 766.491	1.8494	ppb	0.4897	26.5	342.504	1.84939
Mg 279.078	1.4702	ppb	0.7666	52.1	39.2104	1.47018
Mn 257.610	0.3569	ppb	0.0596	16.7	165.688	0.35692
Mo 202.032	0.0938	ppb	0.3647	388.9	17.7007	0.09376
Na 330.237	-38.2850	ppb	43.9355	114.8	62.6529	-38.28500
Ni 231.604	-0.5367	ppb	0.2442	45.5	-6.6259	-0.53667
Pb 220.353	0.1865	ppb	1.4353	769.4	32.1122	0.18654
Sb 206.834	6.3576	ppb	0.9745	15.3	14.7993	6.35759
Se 196.026	-1.9176	ppb	3.2740	170.7	12.5267	-1.91756
Sn 189.925	-0.3819	ppb	2.0688	541.7	-11.4557	-0.38195
Sr 216.596	-0.1148	ppb	0.0962	83.8	20.5301	-0.11477
Ti 334.941	0.1909	ppb	0.0251	13.2	4.8573	0.19085
Tl 190.794	1.9360	ppb	1.0799	55.8	-15.0541	1.93595
V 292.401	0.5466	ppb	0.2433	44.5	7.3938	0.54657
Zn 206.200	-0.1953	ppb	0.6778	347.1	0.5392	-0.19529



E05022013.vvq. All Data Report 5/3/2013, 3:45:46 PM

**680-89791-b-2-a (Samp)**                      **5/3/2013, 1:43:14 AM**                      **Rack 3, Tube 3**  
**Weight: 1**    **Volume: 1**    **Dilution: 1**

Label	Replicates Concentration		
Ag 328.068	153.507	153.311	153.718
Al 308.215	167182	166965	166648
As 188.980	232.909	220.984	224.963
B 249.678	147.916	149.111	149.360
Ba 389.178	2584.34	2581.42	2587.94
Be 313.042	10.3631	10.3494	10.3646
Ca 370.602	75708	75598	75544
Cd 226.502	55.3197	55.6948	55.7707
Co 228.615	115.195	114.167	114.502
Cr 267.716	464.761	464.313	465.447
Cu 324.754	255513x	251315x	248421x
Fe 271.441	295916	294885	294305
K 766.491	4550.01	4555.47	4565.64
Mg 279.078	12979.6	12981.8	13056.3
Mn 257.610	17034.8	17026.9	17124.0
Mo 202.032	32.3217	33.3897	33.4739
Na 330.237	-3474.41u	-3504.39u	-3608.88u
Ni 231.604	375.011	371.235	370.989
Pb 220.353	21971.3x	21928.2x	21970.3x
Sb 206.834	7325.47x	7350.64x	7357.26x
Se 196.026	25.0465	13.5077	12.7343
Sn 189.925	4914.74	4931.05	4917.32
Sr 216.596	133.794	133.452	132.486
Ti 334.941	752.408	753.109	755.225
Tl 190.794	29.0398u	34.8212u	25.0762u
V 292.401	383.787	385.159	385.054
Zn 206.200	32031.1x	32006.3x	31998.8x

Label	Sol'n Conc.	Units	SD	%RSD	Int. (c/s)
Ag 328.068	153.512b	ppb	0.2035	0.1	12210.9
Al 308.215	166932b	ppb	268.494	0.2	723595
As 188.980	226.285b	ppb	6.0714	2.7	125.075
B 249.678	148.796b	ppb	0.7718	0.5	1654.46
Ba 389.178	2584.57b	ppb	3.2678	0.1	60624.6
Be 313.042	10.3590b	ppb	0.0084	0.1	18957.3
Ca 370.602	75617b	ppb	83.39	0.1	217714
Cd 226.502	55.5951b	ppb	0.2414	0.4	3238.34
Co 228.615	114.621b	ppb	0.5240	0.5	1516.74
Cr 267.716	464.840b	ppb	0.5713	0.1	24319.6
Cu 324.754	251750xb	ppb	3566.22	1.4	11567573
Fe 271.441	295035b	ppb	815.731	0.3	539972
K 766.491	4557.04b	ppb	7.9349	0.2	174968
Mg 279.078	13005.9b	ppb	43.6244	0.3	29232.1
Mn 257.610	17061.9b	ppb	53.9263	0.3	1402544
Mo 202.032	33.0618b	ppb	0.6423	1.9	262.028
Na 330.237	-3529.23b	ppb	70.5917	2.0	-453.637
Ni 231.604	372.412b	ppb	2.2544	0.6	1125.12
Pb 220.353	21956.6xb	ppb	24.6013	0.1	44735.0
Sb 206.834	7344.46xb	ppb	16.7708	0.2	8878.87
Se 196.026	17.0962b	ppb	6.8961	40.3	26.8165
Sn 189.925	4921.03b	ppb	8.7664	0.2	4883.08
Sr 216.596	133.244b	ppb	0.6783	0.5	1846.68
Ti 334.941	753.580b	ppb	1.4668	0.2	230682
Tl 190.794	29.6457b	ppb	4.9007	16.5	-28.9434
V 292.401	384.667b	ppb	0.7637	0.2	11030.2
Zn 206.200	32012.1xb	ppb	16.9045	0.1	51019.7

E05022013.wvq. All Data Report 5/3/2013, 3:45:46 PM

**680-89791-b-2-aSD^5 (Samp) 5/3/2013, 1:48:40 AM Rack 3, Tube 4****Weight: 1****Volume: 1****Dilution: 1**

Label	Replicates Concentration		
Ag 328.068	30.8812	31.1982	30.3494
Al 308.215	33575.8	33541.1	33317.5
As 188.980	45.3548	42.5732	49.3417
B 249.678	33.6403	34.3494	33.4204
Ba 389.178	525.495	524.975	522.362
Be 313.042	2.1058	2.0986	2.0876
Ca 370.602	15391	15407	15311
Cd 226.502	11.3737	11.5692	11.2169
Co 228.615	24.3291	23.8552	23.6679
Cr 267.716	95.3720	95.2036	95.0813
Cu 324.754	59112.3x	59345.4x	58625.7x
Fe 271.441	61514.6	61416.5	61167.5
K 766.491	819.830	818.078	817.682
Mg 279.078	2737.29	2735.28	2719.32
Mn 257.610	3583.25	3571.91	3571.86
Mo 202.032	6.1429	5.9746	6.4051
Na 330.237	-786.480u	-775.873u	-724.306u
Ni 231.604	75.6862	77.9541	77.1335
Pb 220.353	4571.52	4571.47	4536.65
Sb 206.834	1495.94	1499.82	1489.52
Se 196.026	-7.1454u	-1.2849	-0.4515
Sn 189.925	1017.18	1012.37	1003.79
Sr 216.596	27.6948	26.9404	27.5414
Ti 334.941	154.196	153.977	153.377
Tl 190.794	6.5765u	7.9609u	10.0519
V 292.401	78.4324	78.8812	78.3183
Zn 206.200	6780.16	6783.93	6736.41

Label	Sol'n Conc.	Units	SD	%RSD	Int. (c/s)
Ag 328.068	30.8096b	ppb	0.4289	1.4	2431.60
Al 308.215	33478.1b	ppb	140.203	0.4	145164
As 188.980	45.7566b	ppb	3.4021	7.4	17.0270
B 249.678	33.8034b	ppb	0.4855	1.4	461.859
Ba 389.178	524.277b	ppb	1.6787	0.3	12281.8
Be 313.042	2.0974b	ppb	0.0091	0.4	3533.45
Ca 370.602	15370b	ppb	51.52	0.3	44169
Cd 226.502	11.3866b	ppb	0.1765	1.6	686.963
Co 228.615	23.9507b	ppb	0.3408	1.4	317.865
Cr 267.716	95.2190b	ppb	0.1460	0.2	4987.52
Cu 324.754	59027.8xb	ppb	367.204	0.6	2712441
Fe 271.441	61366.2b	ppb	178.906	0.3	112400
K 766.491	818.530b	ppb	1.1429	0.1	31650.4
Mg 279.078	2730.63b	ppb	9.8444	0.4	6165.95
Mn 257.610	3575.67b	ppb	6.5640	0.2	294039
Mo 202.032	6.1742b	ppb	0.2170	3.5	62.3725
Na 330.237	-762.220b	ppb	33.2599	4.4	-45.4070
Ni 231.604	76.9246b	ppb	1.1483	1.5	228.438
Pb 220.353	4559.88b	ppb	20.1147	0.4	9315.57
Sb 206.834	1495.09b	ppb	5.1993	0.3	1813.18
Se 196.026	-2.9606b	ppb	3.6480	123.2	12.8245
Sn 189.925	1011.11b	ppb	6.7838	0.7	994.515
Sr 216.596	27.3922b	ppb	0.3987	1.5	397.430
Ti 334.941	153.850b	ppb	0.4241	0.3	47053.4
Tl 190.794	8.1964b	ppb	1.7497	21.3	-17.4611
V 292.401	78.5440b	ppb	0.2976	0.4	2245.76
Zn 206.200	6766.83b	ppb	26.4181	0.4	10784.4

E05022013.vvq. All Data Report 5/3/2013, 3:45:46 PM

**680-89791-b-2-aPDS (Samp) 5/3/2013, 1:54:06 AM Rack 3, Tube 5****Weight: 1****Volume: 1****Dilution: 1**

Label	Replicates Concentration		
Ag 328.068	196.323	196.506	198.722
Al 308.215	164583	164694	164757
As 188.980	2200.97	2184.79	2179.53
B 249.678	1079.05	1082.66	1087.85
Ba 389.178	4411.61	4417.52	4412.54
Be 313.042	58.2290	58.3271	58.2574
Ca 370.602	78428	78548	78507
Cd 226.502	101.114	100.497	101.065
Co 228.615	593.017	589.864	588.592
Cr 267.716	645.460	644.112	644.524
Cu 324.754	246000x	254853x	245441x
Fe 271.441	293540	293724	293953
K 766.491	10354.8	10326.8	10310.2
Mg 279.078	17370.2	17354.1	17356.7
Mn 257.610	17144.0	17084.5	17061.1
Mo 202.032	516.407	518.073	515.888
Na 330.237	1602.16u	1469.14u	1537.66u
Ni 231.604	839.890	845.843	846.355
Pb 220.353	21885.1x	21849.0x	21859.4x
Sb 206.834	7628.54x	7642.21x	7623.03x
Se 196.026	1937.89	1913.68	1929.22
Sn 189.925	5730.91	5720.62	5772.93
Sr 216.596	604.399	603.151	600.661
Ti 334.941	1659.70	1622.57	1659.81
Tl 190.794	1885.61	1882.39	1872.09
V 292.401	841.342	840.943	839.374
Zn 206.200	31712.1x	31663.0x	31723.9x

Label	Sol'n Conc.	Units	SD	%RSD	Int. (c/s)
Ag 328.068	197.184b	ppb	1.3353	0.7	15650.0
Al 308.215	164678b	ppb	88.4107	0.1	713867
As 188.980	2188.43b	ppb	11.1767	0.5	1319.44
B 249.678	1083.19b	ppb	4.4250	0.4	13782.8
Ba 389.178	4413.89b	ppb	3.1811	0.1	103243
Be 313.042	58.2712b	ppb	0.0505	0.1	108140
Ca 370.602	78494b	ppb	60.84	0.1	227166
Cd 226.502	100.892b	ppb	0.3431	0.3	5042.49
Co 228.615	590.491b	ppb	2.2781	0.4	7785.48
Cr 267.716	644.699b	ppb	0.6908	0.1	33663.7
Cu 324.754	248765xb	ppb	5279.89	2.1	11430427
Fe 271.441	293739b	ppb	206.975	0.1	537683
K 766.491	10330.6b	ppb	22.5493	0.2	396300
Mg 279.078	17360.3b	ppb	8.6507	0.0	39106.0
Mn 257.610	17096.5b	ppb	42.7335	0.2	1405401
Mo 202.032	516.789b	ppb	1.1418	0.2	4092.60
Na 330.237	1536.32b	ppb	66.5228	4.3	-194.852
Ni 231.604	844.029b	ppb	3.5941	0.4	2547.30
Pb 220.353	21864.5xb	ppb	18.5597	0.1	44545.9
Sb 206.834	7631.26xb	ppb	9.8778	0.1	9219.66
Se 196.026	1926.93b	ppb	12.2668	0.6	1052.83
Sn 189.925	5741.49b	ppb	27.7117	0.5	5699.05
Sr 216.596	602.737b	ppb	1.9032	0.3	7751.06
Ti 334.941	1647.36b	ppb	21.4654	1.3	504235
Tl 190.794	1880.03b	ppb	7.0611	0.4	1996.11
V 292.401	840.553b	ppb	1.0401	0.1	24047.3
Zn 206.200	31699.7xb	ppb	32.2670	0.1	50521.3

E05022013.vvq. All Data Report 5/3/2013, 3:45:46 PM

680-89791-b-2-b ms (Samp) 5/3/2013, 1:59:33 AM Rack 3, Tube 6

Weight: 1

Volume: 1

Dilution: 1

Label	Replicates Concentration		
Ag 328.068	197.927	198.456	196.981
Al 308.215	163175	164115	163718
As 188.980	364.775	369.789	372.308
B 249.678	305.977	305.082	306.258
Ba 389.178	2558.71	2562.35	2555.07
Be 313.042	62.7601	62.8605	62.7465
Ca 370.602	77541	77700	77630
Cd 226.502	86.7962	86.5371	85.9149
Co 228.615	186.473	188.971	188.342
Cr 267.716	817.133	817.770	815.359
Cu 324.754	271912x	270248x	270186x
Fe 271.441	385721	387627	386380
K 766.491	10632.7	10607.9	10601.1
Mg 279.078	17831.6	17884.9	17850.2
Mn 257.610	15078.0	14924.4	14932.8
Mo 202.032	134.373	134.428	134.943
Na 330.237	3226.58u	3076.07u	3258.10u
Ni 231.604	675.585	679.576	677.418
Pb 220.353	12349.1	12368.3	12318.2
Sb 206.834	3238.29	3232.25	3239.90
Se 196.026	83.0195	81.7476	81.7508
Sn 189.925	4815.80	4834.18	4844.02
Sr 216.596	233.057	232.807	231.477
Ti 334.941	953.552	952.564	951.208
Tl 190.794	58.3362	58.7099	62.9757
V 292.401	512.263	511.116	509.911
Zn 206.200	17697.7	17760.3	17685.8

Label	Sol'n Conc.	Units	SD	%RSD	Int. (c/s)
Ag 328.068	197.788b	ppb	0.7473	0.4	15701.6
Al 308.215	163669b	ppb	471.535	0.3	709462
As 188.980	368.957b	ppb	3.8348	1.0	211.002
B 249.678	305.772b	ppb	0.6137	0.2	3574.35
Ba 389.178	2558.71b	ppb	3.6427	0.1	60165.3
Be 313.042	62.7890b	ppb	0.0623	0.1	116633
Ca 370.602	77624b	ppb	79.46	0.1	216697
Cd 226.502	86.4161b	ppb	0.4530	0.5	4776.68
Co 228.615	187.929b	ppb	1.2990	0.7	2481.05
Cr 267.716	816.754b	ppb	1.2492	0.2	42621.0
Cu 324.754	270782xb	ppb	979.211	0.4	12442083
Fe 271.441	386576b	ppb	968.161	0.3	707482
K 766.491	10613.9b	ppb	16.6170	0.2	407161
Mg 279.078	17855.6b	ppb	27.0397	0.2	40286.2
Mn 257.610	14978.4b	ppb	86.3785	0.6	1231432
Mo 202.032	134.581b	ppb	0.3143	0.2	1060.90
Na 330.237	3186.92b	ppb	97.2835	3.1	-26.6796
Ni 231.604	677.526b	ppb	1.9974	0.3	2047.37
Pb 220.353	12345.2b	ppb	25.2910	0.2	25168.7
Sb 206.834	3236.81b	ppb	4.0359	0.1	3930.51
Se 196.026	82.1727b	ppb	0.7334	0.9	60.9772
Sn 189.925	4831.34b	ppb	14.3266	0.3	4793.87
Sr 216.596	232.447b	ppb	0.8492	0.4	3133.99
Ti 334.941	952.441b	ppb	1.1768	0.1	291576
Tl 190.794	60.0073b	ppb	2.5775	4.3	2.8752
V 292.401	511.097b	ppb	1.1760	0.2	14626.5
Zn 206.200	17714.6b	ppb	40.0406	0.2	28255.4

680-89791-b-2-c msd (Samp) 5/3/2013, 2:04:59 AM Rack 3, Tube 7  
Weight: 1 Volume: 1 Dilution: 1

Label	Replicates Concentration		
Ag 328.068	154.758	156.481	155.988
Al 308.215	157226	156975	157344
As 188.980	239.731	238.205	225.664
B 249.678	394.637	395.316	396.140
Ba 389.178	2563.64	2562.21	2560.61
Be 313.042	57.2317	57.1182	57.0667
Ca 370.602	102533	102519	102639
Cd 226.502	105.496	105.915	105.632
Co 228.615	143.484	143.243	143.480
Cr 267.716	443.684	441.934	442.943
Cu 324.754	514327o	524716o	493666o
Fe 271.441	175680	175374	175467
K 766.491	11590.1	11546.3	11517.7
Mg 279.078	20468.1	20452.0	20482.2
Mn 257.610	12726.3	12672.7	12650.5
Mo 202.032	130.422	132.100	131.892
Na 330.237	2509.78u	2813.27u	2611.41u
Ni 231.604	342.652	346.562	346.393
Pb 220.353	12483.7	12468.2	12488.2
Sb 206.834	3393.60	3380.93	3403.25
Se 196.026	94.5645	94.6790	82.9416
Sn 189.925	5781.37	5750.72	5842.79
Sr 216.596	246.641	247.515	247.288
Ti 334.941	945.476	941.444	941.181
Tl 190.794	60.5451	55.6949	58.0560
V 292.401	320.779	319.683	319.611
Zn 206.200	20730.9	20707.2	20800.0

Label	Sol'n Conc.	Units	SD	%RSD	Int. (c/s)
Ag 328.068	155.742b	ppb	0.8874	0.6	12359.9
Al 308.215	157181b	ppb	188.310	0.1	681344
As 188.980	234.533b	ppb	7.7190	3.3	131.491
B 249.678	395.364b	ppb	0.7528	0.2	5007.71
Ba 389.178	2562.15b	ppb	1.5121	0.1	59953.7
Be 313.042	57.1389b	ppb	0.0844	0.1	106158
Ca 370.602	102564b	ppb	65.40	0.1	313095
Cd 226.502	105.681b	ppb	0.2135	0.2	4836.96
Co 228.615	143.402b	ppb	0.1375	0.1	1901.06
Cr 267.716	442.854b	ppb	0.8780	0.2	23126.0
Cu 324.754	510903oxb	ppb	15806.1	3.1	23474966
Fe 271.441	175507b	ppb	156.952	0.1	321271
K 766.491	11551.4b	ppb	36.4507	0.3	443100
Mg 279.078	20467.4b	ppb	15.1234	0.1	46210.3
Mn 257.610	12683.2b	ppb	38.9477	0.3	1042621
Mo 202.032	131.471b	ppb	0.9148	0.7	1048.11
Na 330.237	2644.82b	ppb	154.484	5.8	-14.1285
Ni 231.604	345.202b	ppb	2.2100	0.6	1040.23
Pb 220.353	12480.0b	ppb	10.5342	0.1	25442.5
Sb 206.834	3392.59b	ppb	11.1941	0.3	4108.44
Se 196.026	90.7283b	ppb	6.7438	7.4	65.3891
Sn 189.925	5791.63b	ppb	46.8845	0.8	5748.93
Sr 216.596	247.148b	ppb	0.4536	0.2	3229.21
Ti 334.941	942.700b	ppb	2.4077	0.3	288581
Tl 190.794	58.0986b	ppb	2.4254	4.2	16.1564
V 292.401	320.025b	ppb	0.6547	0.2	9155.57
Zn 206.200	20746.0b	ppb	48.2232	0.2	33062.0

E05022013.wvq. All Data Report 5/3/2013, 3:45:46 PM

**680-89791-b-7-a (Samp)**                      **5/3/2013, 2:10:25 AM**                      **Rack 3, Tube 8**  
**Weight: 1**    **Volume: 1**    **Dilution: 1**

Label	Replicates Concentration		
Ag 328.068	0.7184	-0.0954	0.2431
Al 308.215	129890	129664	130168
As 188.980	209.742	209.713	213.721
B 249.678	11.9990u	12.0628u	10.3885u
Ba 389.178	2921.25	2924.08	2923.32
Be 313.042	14.3114	14.3078	14.2965
Ca 370.602	96830	96799	96845
Cd 226.502	14.1578	14.5210	14.5983
Co 228.615	137.882	138.846	140.930
Cr 267.716	602.426	602.044	602.586
Cu 324.754	945.385	939.844	923.601
Fe 271.441	369481	370043	370288
K 766.491	12110.9	12112.9	12105.7
Mg 279.078	23114.8	23077.8	23129.0
Mn 257.610	17483.9	17451.0	17716.2
Mo 202.032	19.5115	18.6509	19.3405
Na 330.237	977.009u	792.750u	899.302u
Ni 231.604	152.390	152.573	152.031
Pb 220.353	2121.58	2118.74	2130.50
Sb 206.834	16.2906	10.7701	14.8749
Se 196.026	1.4206	4.1077	-1.6584
Sn 189.925	113.009	108.201	111.170
Sr 216.596	307.706	308.002	309.126
Ti 334.941	1022.54	1022.03	1020.92
Tl 190.794	34.4291u	30.6416u	28.3710u
V 292.401	581.940	582.144	582.023
Zn 206.200	6808.28	6818.38	6837.94

Label	Sol'n Conc.	Units	SD	%RSD	Int. (c/s)
Ag 328.068	0.2887	ppb	0.4088	141.6	72.5646
Al 308.215	129907	ppb	252.488	0.2	563114
As 188.980	211.059	ppb	2.3055	1.1	115.238
B 249.678	11.4835	ppb	0.9488	8.3	-223.444
Ba 389.178	2922.88	ppb	1.4628	0.1	68636.7
Be 313.042	14.3052	ppb	0.0078	0.1	26277.6
Ca 370.602	96824	ppb	23.36	0.0	279296
Cd 226.502	14.4257	ppb	0.2352	1.6	1845.33
Co 228.615	139.219	ppb	1.5579	1.1	1850.19
Cr 267.716	602.352	ppb	0.2784	0.0	31486.4
Cu 324.754	936.276	ppb	11.3219	1.2	43365.2
Fe 271.441	369938	ppb	413.635	0.1	677029
K 766.491	12109.8	ppb	3.7175	0.0	464508
Mg 279.078	23107.2	ppb	26.4327	0.1	52155.9
Mn 257.610	17550.4	ppb	144.543	0.8	1442789
Mo 202.032	19.1676	ppb	0.4556	2.4	147.514
Na 330.237	889.687	ppb	92.5051	10.4	-59.4777
Ni 231.604	152.331	ppb	0.2757	0.2	463.158
Pb 220.353	2123.61	ppb	6.1402	0.3	4361.40
Sb 206.834	13.9786	ppb	2.8673	20.5	41.0653
Se 196.026	1.2900	ppb	2.8852	223.7	18.2801
Sn 189.925	110.793	ppb	2.4264	2.2	99.1487
Sr 216.596	308.278	ppb	0.7490	0.2	4102.14
Ti 334.941	1021.83	ppb	0.8273	0.1	312833
Tl 190.794	31.1472	ppb	3.0605	9.8	-32.0040
V 292.401	582.036	ppb	0.1029	0.0	16705.4
Zn 206.200	6821.53	ppb	15.0822	0.2	10903.6

E05022013.wvq. All Data Report 5/3/2013, 3:45:46 PM

680-89791-b-15-a (Samp) 5/3/2013, 2:15:51 AM Rack 3, Tube 9

Weight: 1

Volume: 1

Dilution: 1

Label	Replicates Concentration		
Ag 328.068	-2.6705	-1.1387	-3.3886
Al 308.215	129340	129151	128625
As 188.980	453.299	438.835	445.752
B 249.678	-39.1550u	-39.4046u	-38.0089u
Ba 389.178	9573.60	9564.12	9556.28
Be 313.042	21.9249	21.8994	21.8485
Ca 370.602	57132	57121	57299
Cd 226.502	3.2860	2.8412	4.0157
Co 228.615	406.788	400.721	408.797
Cr 267.716	632.865	632.183	632.796
Cu 324.754	408.076	394.481	401.059
Fe 271.441	939546x	938089x	939240x
K 766.491	7889.38	7870.16	7847.45
Mg 279.078	9958.82	9942.59	9945.68
Mn 257.610	79567.6x	79588.4x	80110.9x
Mo 202.032	35.1978	34.9878	35.5813
Na 330.237	5.0371u	155.325u	218.269u
Ni 231.604	145.437	145.935	145.363
Pb 220.353	1879.92	1877.71	1877.92
Sb 206.834	12.9425	11.5382	15.6635
Se 196.026	13.2784	12.5816	27.2996
Sn 189.925	84.0148	81.9761	85.1257
Sr 216.596	444.336	444.769	445.048
Ti 334.941	1309.99	1309.19	1306.24
Tl 190.794	145.451u	148.320u	137.431u
V 292.401	1050.26	1047.48	1048.99
Zn 206.200	4451.52	4451.00	4453.66

Label	Sol'n Conc.	Units	SD	%RSD	Int. (c/s)
Ag 328.068	-2.3992b	ppb	1.1492	47.9	147.265
Al 308.215	129039b	ppb	370.081	0.3	559344
As 188.980	445.962b	ppb	7.2343	1.6	252.205
B 249.678	-38.8561b	ppb	0.7443	1.9	-1606.37
Ba 389.178	9564.67b	ppb	8.6731	0.1	224097
Be 313.042	21.8909b	ppb	0.0389	0.2	40348.6
Ca 370.602	57184b	ppb	99.46	0.2	108882
Cd 226.502	3.3810b	ppb	0.5930	17.5	3315.87
Co 228.615	405.435b	ppb	4.2042	1.0	5338.66
Cr 267.716	632.615b	ppb	0.3750	0.1	33482.4
Cu 324.754	401.206b	ppb	6.7987	1.7	18929.5
Fe 271.441	938958xb	ppb	768.587	0.1	1718237
K 766.491	7869.00b	ppb	20.9931	0.3	301934
Mg 279.078	9949.03b	ppb	8.6176	0.1	21384.7
Mn 257.610	79755.6xb	ppb	307.831	0.4	6555109
Mo 202.032	35.2556b	ppb	0.3009	0.9	243.114
Na 330.237	126.210b	ppb	109.557	86.8	-254.351
Ni 231.604	145.578b	ppb	0.3113	0.2	456.220
Pb 220.353	1878.52b	ppb	1.2220	0.1	3878.19
Sb 206.834	13.3814b	ppb	2.0974	15.7	56.0939
Se 196.026	17.7198b	ppb	8.3036	46.9	42.1842
Sn 189.925	83.7055b	ppb	1.5974	1.9	72.1702
Sr 216.596	444.718b	ppb	0.3588	0.1	6091.86
Ti 334.941	1308.47b	ppb	1.9777	0.2	400562
Tl 190.794	143.734b	ppb	5.6443	3.9	-37.2683
V 292.401	1048.91b	ppb	1.3935	0.1	30132.5
Zn 206.200	4452.06b	ppb	1.4066	0.0	7191.46

E05022013.wvq. All Data Report 5/3/2013, 3:45:46 PM

680-89791-a-16-a (Samp) 5/3/2013, 2:21:29 AM Rack 3, Tube 10

Weight: 1

Volume: 1

Dilution: 1

Label	Replicates Concentration		
Ag 328.068	-0.1116	-0.2916	0.0355
Al 308.215	139433	138901	138574
As 188.980	209.724	214.295	204.203
B 249.678	6.9614u	7.8559u	7.5410u
Ba 389.178	2789.79	2779.39	2762.48
Be 313.042	15.4356	15.3823	15.3875
Ca 370.602	112513	112154	112125
Cd 226.502	14.7546	15.0443	15.0553
Co 228.615	123.955	126.523	125.570
Cr 267.716	542.303	540.874	542.606
Cu 324.754	991.175	976.208	984.068
Fe 271.441	403977	403106	402491
K 766.491	12747.2	12734.3	12736.5
Mg 279.078	27388.2	27298.4	27258.7
Mn 257.610	16949.3	16949.4	17074.6
Mo 202.032	18.1228	18.3247	17.6559
Na 330.237	512.973u	595.467u	768.788u
Ni 231.604	147.887	148.377	148.038
Pb 220.353	2124.27	2114.37	2119.06
Sb 206.834	18.6670	10.8113	13.5364
Se 196.026	8.1116	-0.1409	9.1008
Sn 189.925	148.020	151.960	151.095
Sr 216.596	323.379	321.475	321.050
Ti 334.941	1053.85	1051.76	1053.89
Tl 190.794	34.0430u	29.1408u	25.5694u
V 292.401	609.300	608.105	607.739
Zn 206.200	6758.68	6731.41	6713.84

Label	Sol'n Conc.	Units	SD	%RSD	Int. (c/s)
Ag 328.068	-0.1226	ppb	0.1638	133.6	37.4757
Al 308.215	138969	ppb	433.567	0.3	602391
As 188.980	209.407	ppb	5.0533	2.4	114.030
B 249.678	7.4527	ppb	0.4537	6.1	-317.879
Ba 389.178	2777.22	ppb	13.7819	0.5	65301.5
Be 313.042	15.4018	ppb	0.0294	0.2	28325.3
Ca 370.602	112264	ppb	216.4	0.2	325820
Cd 226.502	14.9514	ppb	0.1705	1.1	1976.77
Co 228.615	125.349	ppb	1.2979	1.0	1667.17
Cr 267.716	541.928	ppb	0.9252	0.2	28352.3
Cu 324.754	983.817	ppb	7.4866	0.8	45558.1
Fe 271.441	403191	ppb	746.985	0.2	737873
K 766.491	12739.3	ppb	6.9053	0.1	488641
Mg 279.078	27315.1	ppb	66.3244	0.2	61708.3
Mn 257.610	16991.1	ppb	72.3464	0.4	1396874
Mo 202.032	18.0345	ppb	0.3431	1.9	136.702
Na 330.237	625.743	ppb	130.567	20.9	-82.6032
Ni 231.604	148.101	ppb	0.2509	0.2	451.180
Pb 220.353	2119.23	ppb	4.9520	0.2	4352.55
Sb 206.834	14.3382	ppb	3.9888	27.8	41.7218
Se 196.026	5.6905	ppb	5.0743	89.2	20.4673
Sn 189.925	150.358	ppb	2.0707	1.4	138.504
Sr 216.596	321.968	ppb	1.2400	0.4	4292.74
Ti 334.941	1053.17	ppb	1.2196	0.1	322449
Tl 190.794	29.5844	ppb	4.2541	14.4	-34.8917
V 292.401	608.381	ppb	0.8165	0.1	17467.8
Zn 206.200	6734.64	ppb	22.5930	0.3	10769.0



E05022013.vvq. All Data Report 5/3/2013, 3:45:46 PM

680-89791-a-17-a (Samp) 5/3/2013, 2:26:56 AM Rack 3, Tube 11

Weight: 1

Volume: 1

Dilution: 1

Label	Replicates Concentration		
Ag 328.068	-0.6098	-0.8169	-0.4154
Al 308.215	108634	108559	108503
As 188.980	320.242	304.881	312.911
B 249.678	-0.6363u	-0.8594u	-0.5609u
Ba 389.178	2252.61	2253.04	2254.86
Be 313.042	13.9218	13.9181	14.0061
Ca 370.602	59973	59992	59913
Cd 226.502	3.9163	4.3731	3.9501
Co 228.615	160.195	158.994	160.752
Cr 267.716	618.542	618.334	617.305
Cu 324.754	544.262	546.939	542.629
Fe 271.441	522348	524322	523567
K 766.491	8248.20	8262.76	8255.58
Mg 279.078	10302.0	10283.1	10286.9
Mn 257.610	20755.8	20018.0	19882.6
Mo 202.032	22.3780	23.0484	22.1532
Na 330.237	261.863u	46.8511u	149.802u
Ni 231.604	128.498	128.910	128.104
Pb 220.353	1900.38	1906.51	1907.41
Sb 206.834	8.0086	7.4153	11.0497
Se 196.026	3.5502	5.3238	4.5384
Sn 189.925	92.8069	96.6579	97.1465
Sr 216.596	380.594	383.536	380.442
Ti 334.941	1383.40	1383.41	1387.28
Tl 190.794	34.1177u	33.5034u	35.5715u
V 292.401	691.722	690.059	691.698
Zn 206.200	4230.67	4218.17	4215.68

Label	Sol'n Conc.	Units	SD	%RSD	Int. (c/s)
Ag 328.068	-0.6140	ppb	0.2008	32.7	11.8413
Al 308.215	108565	ppb	65.9028	0.1	470609
As 188.980	312.678	ppb	7.6833	2.5	175.267
B 249.678	-0.6855	ppb	0.1552	22.6	-577.016
Ba 389.178	2253.50	ppb	1.1940	0.1	53228.6
Be 313.042	13.9486	ppb	0.0498	0.4	25591.2
Ca 370.602	59959	ppb	41.15	0.1	149710
Cd 226.502	4.0798	ppb	0.2546	6.2	1944.60
Co 228.615	159.980	ppb	0.8984	0.6	2128.08
Cr 267.716	618.060	ppb	0.6624	0.1	32354.3
Cu 324.754	544.610	ppb	2.1758	0.4	25409.3
Fe 271.441	523412	ppb	996.149	0.2	957853
K 766.491	8255.51	ppb	7.2795	0.1	316751
Mg 279.078	10290.7	ppb	10.0079	0.1	23080.5
Mn 257.610	20218.8	ppb	469.945	2.3	1662181
Mo 202.032	22.5265	ppb	0.4657	2.1	165.618
Na 330.237	152.839	ppb	107.538	70.4	-126.786
Ni 231.604	128.504	ppb	0.4031	0.3	394.894
Pb 220.353	1904.77	ppb	3.8253	0.2	3915.95
Sb 206.834	8.8245	ppb	1.9497	22.1	39.1398
Se 196.026	4.4708	ppb	0.8887	19.9	20.4351
Sn 189.925	95.5371	ppb	2.3770	2.5	83.9522
Sr 216.596	381.524	ppb	1.7442	0.5	5096.46
Ti 334.941	1384.70	ppb	2.2393	0.2	423841
Tl 190.794	34.3975	ppb	1.0620	3.1	-41.4484
V 292.401	691.160	ppb	0.9536	0.1	19848.3
Zn 206.200	4221.50	ppb	8.0316	0.2	6778.87

E05022013.wvq. All Data Report 5/3/2013, 3:45:46 PM

680-89791-b-21-a (Samp) 5/3/2013, 2:32:22 AM Rack 3, Tube 12

Weight: 1

Volume: 1

Dilution: 1

Label	Replicates Concentration		
Ag 328.068	0.6055	0.2545	0.3543
Al 308.215	134711	134498	134520
As 188.980	256.564	267.107	263.345
B 249.678	-0.6426u	0.0700u	1.0520u
Ba 389.178	2444.87	2448.73	2452.76
Be 313.042	17.7820	17.8001	17.7957
Ca 370.602	110364	110188	110206
Cd 226.502	20.0592	20.5642	20.8337
Co 228.615	116.089	116.007	117.636
Cr 267.716	682.653	682.777	684.179
Cu 324.754	6922.97	6834.20	6975.09
Fe 271.441	512539	510318	512753
K 766.491	10427.3	10448.9	10465.9
Mg 279.078	24373.9	24343.7	24346.9
Mn 257.610	11014.3	11061.4	11161.2
Mo 202.032	24.3310	23.4843	23.9194
Na 330.237	856.735u	970.265u	711.631u
Ni 231.604	277.601	277.260	277.029
Pb 220.353	3385.41	3393.26	3388.89
Sb 206.834	15.5096	11.7535	20.2983
Se 196.026	-1.6257	-2.9843	-3.5186
Sn 189.925	147.843	146.357	148.950
Sr 216.596	430.709	431.158	431.327
Ti 334.941	1378.88	1381.07	1383.45
Tl 190.794	19.0132u	12.9189u	14.1595u
V 292.401	695.317	694.902	695.997
Zn 206.200	6569.18	6547.87	6557.15

Label	Sol'n Conc.	Units	SD	%RSD	Int. (c/s)
Ag 328.068	0.4048	ppb	0.1809	44.7	45.0863
Al 308.215	134576	ppb	117.107	0.1	583350
As 188.980	262.339	ppb	5.3426	2.0	145.155
B 249.678	0.1598	ppb	0.8508	532.4	-550.566
Ba 389.178	2448.78	ppb	3.9489	0.2	57796.7
Be 313.042	17.7926	ppb	0.0095	0.1	32775.1
Ca 370.602	110253	ppb	96.98	0.1	310620
Cd 226.502	20.4857	ppb	0.3932	1.9	2559.46
Co 228.615	116.577	ppb	0.9176	0.8	1557.56
Cr 267.716	683.203	ppb	0.8476	0.1	35693.2
Cu 324.754	6910.75	ppb	71.2304	1.0	317914
Fe 271.441	511870	ppb	1348.61	0.3	936726
K 766.491	10447.4	ppb	19.3482	0.2	400777
Mg 279.078	24354.8	ppb	16.5795	0.1	55122.3
Mn 257.610	11079.0	ppb	74.9897	0.7	911132
Mo 202.032	23.9116	ppb	0.4234	1.8	177.235
Na 330.237	846.210	ppb	129.638	15.3	-104.696
Ni 231.604	277.297	ppb	0.2876	0.1	843.325
Pb 220.353	3389.18	ppb	3.9332	0.1	6935.79
Sb 206.834	15.8538	ppb	4.2828	27.0	48.0684
Se 196.026	-2.7095	ppb	0.9759	36.0	14.1010
Sn 189.925	147.717	ppb	1.3011	0.9	135.872
Sr 216.596	431.065	ppb	0.3194	0.1	5719.81
Ti 334.941	1381.13	ppb	2.2855	0.2	422819
Tl 190.794	15.3639	ppb	3.2207	21.0	-46.6855
V 292.401	695.405	ppb	0.5529	0.1	19965.8
Zn 206.200	6558.07	ppb	10.6863	0.2	10499.1

E05022013.vvq. All Data Report 5/3/2013, 3:45:46 PM

Cont Calib Verif (CCV) 5/3/2013, 2:37:49 AM Rack 3, Tube 13  
 Weight: 1 Volume: 1 Dilution: 1

Label	Replicates Concentration		
Ag 328.068	480.151	477.747	474.799
Al 308.215	4801.65	4835.92	4818.67
As 188.980	472.088	475.787	484.074
B 249.678	489.752	493.742	494.020
Ba 389.178	4944.79	4953.81	4951.23
Be 313.042	496.770	496.814	495.515
Ca 370.602	4892	4900	4874
Cd 226.502	495.312	494.985	493.735
Co 228.615	503.662	505.426	503.283
Cr 267.716	4974.09	4971.24	4962.67
Cu 324.754	5069.12	4956.91	4863.20
Fe 271.441	4850.32	4846.31	4841.29
K 766.491	9923.06	9941.26	9921.66
Mg 279.078	4817.24	4817.92	4794.63
Mn 257.610	4938.72	4917.86	4940.80
Mo 202.032	486.970	488.026	485.677
Na 330.237	6830.80	6907.29	6994.43
Ni 231.604	2512.26	2510.67	2511.38
Pb 220.353	479.518	473.768	476.512
Sb 206.834	911.750	910.301	910.161
Se 196.026	4732.65	4739.91	4723.72
Sn 189.925	4802.90	4814.54	4810.44
Sr 216.596	2429.64	2430.03	2433.62
Ti 334.941	476.052	477.060	476.621
Tl 190.794	4801.16	4822.65	4827.16
V 292.401	4769.71	4782.47	4767.07
Zn 206.200	2490.24	2478.03	2487.87

Label	Sol'n Conc.	Units	SD	%RSD	Int. (c/s)	QC Value
Ag 328.068	477.566	ppb	2.6804	0.6	37731.5	95.51317
Al 308.215	4818.75	ppb	17.1371	0.4	20928.8	96.37492
As 188.980	477.316	ppb	6.1375	1.3	280.091	95.46325
B 249.678	492.504	ppb	2.3878	0.5	6487.27	19.70018Q
Ba 389.178	4949.94	ppb	4.6409	0.1	115296	98.99887
Be 313.042	496.366	ppb	0.7374	0.1	924229	99.27324
Ca 370.602	4889	ppb	13.41	0.3	15483	97.77994
Cd 226.502	494.677	ppb	0.8325	0.2	19798.3	98.93546
Co 228.615	504.124	ppb	1.1440	0.2	6643.61	100.82475
Cr 267.716	4969.33	ppb	5.9410	0.1	258244	99.38665
Cu 324.754	4963.08	ppb	103.096	2.1	228261	99.26157
Fe 271.441	4845.98	ppb	4.5243	0.1	9108.85	96.91953
K 766.491	9928.66	ppb	10.9306	0.1	380892	99.28660
Mg 279.078	4809.93	ppb	13.2537	0.3	10854.6	96.19856
Mn 257.610	4932.46	ppb	12.6854	0.3	405487	98.64925
Mo 202.032	486.891	ppb	1.1767	0.2	3863.36	97.37818
Na 330.237	6910.84	ppb	81.8754	1.2	399.625	92.14453
Ni 231.604	2511.44	ppb	0.7946	0.0	7568.68	100.45752
Pb 220.353	476.599	ppb	2.8759	0.6	1002.07	95.31982
Sb 206.834	910.737	ppb	0.8798	0.1	1162.25	91.07372
Se 196.026	4732.09	ppb	8.1078	0.2	2557.10	94.64188
Sn 189.925	4809.30	ppb	5.9026	0.1	4771.93	96.18593
Sr 216.596	2431.10	ppb	2.1963	0.1	30683.5	97.24386
Ti 334.941	476.577	ppb	0.5055	0.1	145822	95.31548
Tl 190.794	4816.99	ppb	13.8917	0.3	5247.85	96.33978
V 292.401	4773.08	ppb	8.2357	0.2	136860	95.46167
Zn 206.200	2485.38	ppb	6.4734	0.3	3943.56	99.41522

E05022013.wvq. All Data Report 5/3/2013, 3:45:46 PM

Cont Calib Blank (CCB) 5/3/2013, 2:43:27 AM Rack 3, Tube 14

Weight: 1

Volume: 1

Dilution: 1

Label	Replicates Concentration		
Ag 328.068	-0.2572u	0.0439	-0.1530u
Al 308.215	0.5100	1.7312	2.2704
As 188.980	7.9697	4.9923	8.0138
B 249.678	10.1500	8.9581	8.4206
Ba 389.178	1.0087	0.1763	0.2509
Be 313.042	0.0359	0.0353	0.0345
Ca 370.602	-5.583u	-2.587u	-3.029u
Cd 226.502	0.1829	-0.1101u	0.2281
Co 228.615	0.6496	0.0820	0.1564
Cr 267.716	0.3532	0.2751	0.5152
Cu 324.754	0.9134	0.4006	1.0612
Fe 271.441	6.3666	4.6577	8.2654
K 766.491	0.5400	0.6134	1.5009
Mg 279.078	1.6075	-1.0017u	1.1244
Mn 257.610	0.2628	0.3511	0.6256
Mo 202.032	0.1401	0.3404	-0.1044u
Na 330.237	-57.4499u	-34.8808u	-89.3299u
Ni 231.604	0.3041	-0.5822u	-1.2042u
Pb 220.353	-1.5576u	0.3692	0.1362
Sb 206.834	7.6642	4.7148	2.9662
Se 196.026	3.8368	-5.0680u	-0.6490u
Sn 189.925	-3.1106u	-0.6664u	-1.2755u
Sr 216.596	-0.2747u	-0.0125u	-0.2227u
Ti 334.941	0.2372	0.2284	0.1863
Tl 190.794	3.1407	3.6193	0.6847
V 292.401	0.3951	0.2420	0.6412
Zn 206.200	0.8087	0.4600	0.5013

Label	Sol'n Conc.	Units	SD	%RSD	Int. (c/s)	QC Value
Ag 328.068	-0.1221	ppb	0.1529	125.2	-34.5448	-0.12207
Al 308.215	1.5038	ppb	0.9019	60.0	65.7171	1.50384
As 188.980	6.9919	ppb	1.7319	24.8	-6.0840	6.99194
B 249.678	9.1762	ppb	0.8851	9.6	220.917	9.17622
Ba 389.178	0.4786	ppb	0.4606	96.2	-11.6813	0.47862
Be 313.042	0.0352	ppb	0.0007	2.0	-317.661	0.03523
Ca 370.602	-3.733	ppb	1.617	43.3	16.95	-3.73292
Cd 226.502	0.1003	ppb	0.1836	183.1	29.9956	0.10028
Co 228.615	0.2960	ppb	0.3085	104.2	5.1538	0.29598
Cr 267.716	0.3812	ppb	0.1225	32.1	26.3079	0.38119
Cu 324.754	0.7917	ppb	0.3467	43.8	287.266	0.79172
Fe 271.441	6.4299	ppb	1.8047	28.1	122.506	6.42987
K 766.491	0.8847	ppb	0.5349	60.5	305.524	0.88475
Mg 279.078	0.5767	ppb	1.3881	240.7	37.1839	0.57674
Mn 257.610	0.4132	ppb	0.1892	45.8	170.320	0.41318
Mo 202.032	0.1253	ppb	0.2228	177.7	17.9505	0.12534
Na 330.237	-60.5536	ppb	27.3569	45.2	61.4868	-60.55355
Ni 231.604	-0.4941	ppb	0.7580	153.4	-6.4974	-0.49412
Pb 220.353	-0.3507	ppb	1.0517	299.9	31.0188	-0.35072
Sb 206.834	5.1151	ppb	2.3744	46.4	13.3034	5.11506
Se 196.026	-0.6268	ppb	4.4524	710.4	13.2201	-0.62677
Sn 189.925	-1.6842	ppb	1.2723	75.5	-12.7508	-1.68418
Sr 216.596	-0.1700	ppb	0.1388	81.7	19.8265	-0.16996
Ti 334.941	0.2173	ppb	0.0272	12.5	12.9532	0.21730
Tl 190.794	2.4816	ppb	1.5744	63.4	-14.4580	2.48156
V 292.401	0.4261	ppb	0.2014	47.3	3.9429	0.42609
Zn 206.200	0.5900	ppb	0.1995	32.3	0.7124	0.59000

E05022013.vvq. All Data Report 5/3/2013, 3:45:46 PM

680-89791-b-30-a (Samp) 5/3/2013, 2:48:54 AM Rack 3, Tube 15

Weight: 1

Volume: 1

Dilution: 1

Label	Replicates Concentration		
Ag 328.068	1.3210	1.3360	0.5192
Al 308.215	105374	105482	105334
As 188.980	251.678	240.934	238.721
B 249.678	44.0290	43.8554	43.1638
Ba 389.178	2944.82	2949.16	2944.50
Be 313.042	14.4886	14.5353	14.5018
Ca 370.602	75525	75542	75411
Cd 226.502	21.1294	20.9417	20.7732
Co 228.615	98.2589	98.4300	98.4207
Cr 267.716	341.376	342.564	340.905
Cu 324.754	732.478	726.826	734.391
Fe 271.441	338194	339189	338833
K 766.491	9896.26	9948.82	9950.08
Mg 279.078	13821.0	13842.1	13811.0
Mn 257.610	6473.05	6491.23	6505.68
Mo 202.032	29.4572	30.9100	30.7343
Na 330.237	474.190u	480.506u	470.197u
Ni 231.604	192.338	193.614	192.399
Pb 220.353	2746.08	2756.17	2750.78
Sb 206.834	20.4201	23.5629	19.9067
Se 196.026	2.2600	-0.2527	-0.2416
Sn 189.925	116.493	114.601	114.195
Sr 216.596	839.546	840.100	836.620
Ti 334.941	1179.89	1182.18	1182.47
Tl 190.794	11.5547u	9.2319u	12.2682u
V 292.401	338.142	339.290	339.164
Zn 206.200	6952.68	6942.52	6946.02

Label	Sol'n Conc.	Units	SD	%RSD	Int. (c/s)
Ag 328.068	1.0587	ppb	0.4673	44.1	53.2966
Al 308.215	105397	ppb	76.6297	0.1	456881
As 188.980	243.778	ppb	6.9309	2.8	135.298
B 249.678	43.6828	ppb	0.4577	1.0	235.808
Ba 389.178	2946.16	ppb	2.5998	0.1	69108.7
Be 313.042	14.5086	ppb	0.0241	0.2	26657.8
Ca 370.602	75493	ppb	70.98	0.1	213665
Cd 226.502	20.9481	ppb	0.1782	0.9	1997.29
Co 228.615	98.3699	ppb	0.0962	0.1	1317.30
Cr 267.716	341.615	ppb	0.8550	0.3	17877.3
Cu 324.754	731.232	ppb	3.9336	0.5	33937.7
Fe 271.441	338739	ppb	503.901	0.1	619934
K 766.491	9931.72	ppb	30.7137	0.3	381009
Mg 279.078	13824.7	ppb	15.8565	0.1	31301.8
Mn 257.610	6489.99	ppb	16.3508	0.3	533826
Mo 202.032	30.3672	ppb	0.7930	2.6	238.473
Na 330.237	474.964	ppb	5.1981	1.1	-73.4583
Ni 231.604	192.783	ppb	0.7195	0.4	584.375
Pb 220.353	2751.01	ppb	5.0492	0.2	5634.96
Sb 206.834	21.2966	ppb	1.9794	9.3	45.7467
Se 196.026	0.5886	ppb	1.4475	245.9	14.9615
Sn 189.925	115.096	ppb	1.2267	1.1	103.418
Sr 216.596	838.755	ppb	1.8698	0.2	10788.2
Ti 334.941	1181.51	ppb	1.4169	0.1	361653
Tl 190.794	11.0183	ppb	1.5877	14.4	-34.4217
V 292.401	338.865	ppb	0.6292	0.2	9728.86
Zn 206.200	6947.07	ppb	5.1630	0.1	61100.9

E05022013.vvq. All Data Report 5/3/2013, 3:45:46 PM

680-89791-b-32-a (Samp) 5/3/2013, 2:54:20 AM Rack 3, Tube 16

Weight: 1

Volume: 1

Dilution: 1

Label	Replicates Concentration		
Ag 328.068	-0.2288	-0.8814u	-0.6558
Al 308.215	114982	115134	115302
As 188.980	258.625	260.829	259.843
B 249.678	-1.8154u	-3.4492u	-3.4622u
Ba 389.178	2637.48	2636.92	2642.24
Be 313.042	18.4018	18.3814	18.4142
Ca 370.602	134910	134872	135073
Cd 226.502	9.0155	8.4422	8.5644
Co 228.615	133.588	132.218	134.778
Cr 267.716	541.946	541.872	541.541
Cu 324.754	562.670	564.364	558.228
Fe 271.441	551809	551887	550524
K 766.491	7234.45	7228.99	7236.82
Mg 279.078	58803.3	58813.1	58846.4
Mn 257.610	16186.2	16069.9	16093.1
Mo 202.032	18.4929	17.9302	17.9673
Na 330.237	540.467u	405.741u	276.377u
Ni 231.604	123.339	120.275	123.531
Pb 220.353	2466.28	2461.87	2470.82
Sb 206.834	5.8643	3.3378	3.8053
Se 196.026	2.1677	3.7885	7.1720
Sn 189.925	101.235	104.691	104.816
Sr 216.596	373.227	373.878	374.260
Ti 334.941	1424.89	1424.33	1426.36
Tl 190.794	27.1876u	25.4432u	24.4432u
V 292.401	888.941	887.544	887.836
Zn 206.200	8313.45	8287.20	8299.20

Label	Sol'n Conc.	Units	SD	%RSD	Int. (c/s)
Ag 328.068	-0.5887	ppb	0.3314	56.3	-5.9310
Al 308.215	115139	ppb	160.160	0.1	499100
As 188.980	259.766	ppb	1.1044	0.4	143.400
B 249.678	-2.9089	ppb	0.9470	32.6	-640.616
Ba 389.178	2638.88	ppb	2.9249	0.1	62370.0
Be 313.042	18.3991	ppb	0.0166	0.1	33902.0
Ca 370.602	134952	ppb	106.7	0.1	386288
Cd 226.502	8.6740	ppb	0.3020	3.5	2219.77
Co 228.615	133.528	ppb	1.2810	1.0	1780.10
Cr 267.716	541.786	ppb	0.2156	0.0	28375.3
Cu 324.754	561.754	ppb	3.1687	0.6	26202.4
Fe 271.441	551407	ppb	765.371	0.1	1009072
K 766.491	7233.42	ppb	4.0146	0.1	277568
Mg 279.078	58821.0	ppb	22.5484	0.0	133202
Mn 257.610	16116.4	ppb	61.5599	0.4	1325227
Mo 202.032	18.1301	ppb	0.3147	1.7	128.920
Na 330.237	407.528	ppb	132.054	32.4	-152.645
Ni 231.604	122.382	ppb	1.8270	1.5	377.078
Pb 220.353	2466.32	ppb	4.4772	0.2	5058.11
Sb 206.834	4.3358	ppb	1.3442	31.0	33.6722
Se 196.026	4.3760	ppb	2.5534	58.3	19.1960
Sn 189.925	103.581	ppb	2.0322	2.0	91.9882
Sr 216.596	373.788	ppb	0.5220	0.1	5020.69
Ti 334.941	1425.19	ppb	1.0488	0.1	436476
Tl 190.794	25.6913	ppb	1.3889	5.4	-45.6327
V 292.401	888.107	ppb	0.7368	0.1	25519.6
Zn 206.200	8299.95	ppb	13.1388	0.2	13278.3

E05022013.wvq. All Data Report 5/3/2013, 3:45:46 PM

680-89791-a-50-a (Samp) 5/3/2013, 2:59:46 AM Rack 3, Tube 17

Weight: 1

Volume: 1

Dilution: 1

Label	Replicates Concentration		
Ag 328.068	1.1370	1.4154	1.8760
Al 308.215	123816	124425	125060
As 188.980	275.147	265.819	275.268
B 249.678	5.1761u	4.0592u	2.0587u
Ba 389.178	2187.48	2183.57	2187.04
Be 313.042	14.5337	14.5515	14.5747
Ca 370.602	116303	116639	116719
Cd 226.502	12.8118	12.3344	11.8560
Co 228.615	138.828	142.334	143.813
Cr 267.716	558.051	557.134	557.231
Cu 324.754	602.511	598.228	604.498
Fe 271.441	600108	600281	602683
K 766.491	10678.6	10634.4	10667.5
Mg 279.078	41485.4	41549.1	41566.1
Mn 257.610	19532.1	19341.5	19155.0
Mo 202.032	25.7206	25.8803	25.8591
Na 330.237	-295.192u	-20.0581u	-149.689u
Ni 231.604	165.920	163.694	163.672
Pb 220.353	2548.63	2563.71	2552.08
Sb 206.834	51.3123	47.1074	46.6163
Se 196.026	-9.6146u	-3.1591	-2.1220
Sn 189.925	185.589	191.042	188.864
Sr 216.596	382.561	383.637	384.684
Ti 334.941	1300.38	1297.58	1297.08
Tl 190.794	36.1627u	33.6700u	35.1323u
V 292.401	777.182	774.978	775.639
Zn 206.200	7782.66	7825.26	7797.27

Label	Sol'n Conc.	Units	SD	%RSD	Int. (c/s)
Ag 328.068	1.4761	ppb	0.3732	25.3	170.873
Al 308.215	124434	ppb	622.386	0.5	539388
As 188.980	272.078	ppb	5.4209	2.0	150.245
B 249.678	3.7647	ppb	1.5794	42.0	-617.981
Ba 389.178	2186.03	ppb	2.1462	0.1	51848.0
Be 313.042	14.5533	ppb	0.0205	0.1	26732.6
Ca 370.602	116554	ppb	220.7	0.2	323718
Cd 226.502	12.3341	ppb	0.4779	3.9	2533.37
Co 228.615	141.658	ppb	2.5607	1.8	1881.11
Cr 267.716	557.472	ppb	0.5035	0.1	29218.0
Cu 324.754	601.746	ppb	3.2045	0.5	28054.6
Fe 271.441	601024	ppb	1439.22	0.2	1099860
K 766.491	10660.2	ppb	22.9771	0.2	408935
Mg 279.078	41533.5	ppb	42.5660	0.1	93956.9
Mn 257.610	19342.9	ppb	188.557	1.0	1590363
Mo 202.032	25.8200	ppb	0.0867	0.3	187.353
Na 330.237	-154.980	ppb	137.643	88.8	-192.095
Ni 231.604	164.429	ppb	1.2913	0.8	505.057
Pb 220.353	2554.81	ppb	7.9027	0.3	5239.29
Sb 206.834	48.3453	ppb	2.5812	5.3	88.1546
Se 196.026	-4.9652	ppb	4.0597	81.8	14.8715
Sn 189.925	188.498	ppb	2.7453	1.5	176.431
Sr 216.596	383.627	ppb	1.0615	0.3	5165.46
Ti 334.941	1298.35	ppb	1.7761	0.1	397577
Tl 190.794	34.9883	ppb	1.2526	3.6	-43.0678
V 292.401	775.933	ppb	1.1310	0.1	22288.5
Zn 206.200	7801.73	ppb	21.6475	0.3	12490.1

E05022013.wvq. All Data Report 5/3/2013, 3:45:46 PM

680-89791-a-55-a (Samp) 5/3/2013, 3:05:13 AM Rack 3, Tube 18

Weight: 1

Volume: 1

Dilution: 1

Label	Replicates Concentration		
Ag 328.068	0.5787	1.3560	0.9323
Al 308.215	109556	109700	110165
As 188.980	225.546	222.434	222.014
B 249.678	13.6276u	15.5354u	14.9974u
Ba 389.178	2127.28	2123.47	2121.88
Be 313.042	11.9205	11.8578	11.8891
Ca 370.602	70432	70365	70438
Cd 226.502	10.7471	11.7401	10.8627
Co 228.615	123.740	122.996	121.484
Cr 267.716	533.447	534.075	533.603
Cu 324.754	588.445	589.270	587.392
Fe 271.441	441932	441904	442185
K 766.491	9947.20	9928.75	9896.76
Mg 279.078	16138.3	16146.2	16169.2
Mn 257.610	17885.1	17935.1	17844.0
Mo 202.032	27.4067	27.3888	28.8773
Na 330.237	-39.1382u	232.749u	68.6204u
Ni 231.604	157.978	160.331	161.207
Pb 220.353	2382.54	2393.46	2389.55
Sb 206.834	63.9917	60.8283	63.5222
Se 196.026	2.2081	11.0344	8.7229
Sn 189.925	138.597	140.675	138.740
Sr 216.596	350.875	351.346	353.139
Ti 334.941	1213.33	1213.00	1210.89
Tl 190.794	33.6273u	35.8628u	33.9110u
V 292.401	607.539	608.441	606.668
Zn 206.200	5189.25	5195.48	5217.74

Label	Sol'n Conc.	Units	SD	%RSD	Int. (c/s)
Ag 328.068	0.9557	ppb	0.3892	40.7	123.986
Al 308.215	109807	ppb	318.406	0.3	475994
As 188.980	223.331	ppb	1.9296	0.9	121.779
B 249.678	14.7201	ppb	0.9837	6.7	-272.467
Ba 389.178	2124.21	ppb	2.7744	0.1	50117.3
Be 313.042	11.8891	ppb	0.0313	0.3	21761.8
Ca 370.602	70412	ppb	40.54	0.1	189476
Cd 226.502	11.1167	ppb	0.5430	4.9	1951.61
Co 228.615	122.740	ppb	1.1493	0.9	1635.64
Cr 267.716	533.708	ppb	0.3271	0.1	27937.4
Cu 324.754	588.369	ppb	0.9417	0.2	27398.9
Fe 271.441	442007	ppb	154.658	0.0	808895
K 766.491	9924.24	ppb	25.5224	0.3	380722
Mg 279.078	16151.2	ppb	16.0918	0.1	36400.1
Mn 257.610	17888.1	ppb	45.5886	0.3	1470586
Mo 202.032	27.8909	ppb	0.8542	3.1	212.705
Na 330.237	87.4105	ppb	136.914	156.6	-111.722
Ni 231.604	159.839	ppb	1.6701	1.0	487.463
Pb 220.353	2388.52	ppb	5.5299	0.2	4900.14
Sb 206.834	62.7807	ppb	1.7070	2.7	100.889
Se 196.026	7.3218	ppb	4.5769	62.5	21.4095
Sn 189.925	139.337	ppb	1.1604	0.8	127.521
Sr 216.596	351.787	ppb	1.1944	0.3	4682.21
Ti 334.941	1212.41	ppb	1.3240	0.1	371132
Tl 190.794	34.4670	ppb	1.2171	3.5	-32.5495
V 292.401	607.550	ppb	0.8865	0.1	17445.0
Zn 206.200	5200.83	ppb	14.9769	0.3	8330.11



E05022013.wvq. All Data Report 5/3/2013, 3:45:46 PM

680-89791-a-56-a (Samp) 5/3/2013, 3:10:39 AM Rack 3, Tube 19

Weight: 1

Volume: 1

Dilution: 1

Label	Replicates Concentration		
Ag 328.068	2.3106	2.2874	1.7033
Al 308.215	115302	114289	114362
As 188.980	253.145	247.614	241.661
B 249.678	47.7333	49.4490	49.6388
Ba 389.178	3838.27	3831.88	3825.53
Be 313.042	16.2994	16.2574	16.2538
Ca 370.602	89267	88885	89027
Cd 226.502	22.6371	23.1226	23.1664
Co 228.615	105.614	107.377	106.720
Cr 267.716	365.615	366.672	367.181
Cu 324.754	824.934	820.853	828.475
Fe 271.441	303108	301596	303457
K 766.491	11829.3	11854.3	11850.8
Mg 279.078	15257.4	15230.5	15277.0
Mn 257.610	6728.81	6834.82	6839.51
Mo 202.032	30.6653	31.1317	30.7080
Na 330.237	273.557u	467.197u	457.358u
Ni 231.604	210.309	211.181	210.606
Pb 220.353	2629.37	2638.57	2640.94
Sb 206.834	18.0115	18.0957	22.1180
Se 196.026	0.2851	3.2280	9.9489
Sn 189.925	119.989	120.364	121.283
Sr 216.596	958.151	959.671	960.972
Ti 334.941	1420.05	1419.73	1418.69
Tl 190.794	9.4333u	9.4488u	13.1700u
V 292.401	330.152	329.273	328.953
Zn 206.200	7913.24	7915.82	7947.20

Label	Sol'n Conc.	Units	SD	%RSD	Int. (c/s)
Ag 328.068	2.1004	ppb	0.3441	16.4	131.191
Al 308.215	114651	ppb	564.633	0.5	496993
As 188.980	247.474	ppb	5.7436	2.3	138.020
B 249.678	48.9404	ppb	1.0496	2.1	350.064
Ba 389.178	3831.89	ppb	6.3701	0.2	89690.8
Be 313.042	16.2702	ppb	0.0253	0.2	29946.3
Ca 370.602	89060	ppb	193.2	0.2	259825
Cd 226.502	22.9754	ppb	0.2938	1.3	1957.69
Co 228.615	106.570	ppb	0.8911	0.8	1433.62
Cr 267.716	366.490	ppb	0.7989	0.2	19162.8
Cu 324.754	824.754	ppb	3.8143	0.5	38225.3
Fe 271.441	302720	ppb	989.711	0.3	554032
K 766.491	11844.8	ppb	13.5581	0.1	454348
Mg 279.078	15255.0	ppb	23.3423	0.2	34531.0
Mn 257.610	6801.05	ppb	62.6076	0.9	559358
Mo 202.032	30.8350	ppb	0.2578	0.8	244.144
Na 330.237	399.370	ppb	109.069	27.3	-75.8135
Ni 231.604	210.699	ppb	0.4430	0.2	637.559
Pb 220.353	2636.29	ppb	6.1127	0.2	5401.54
Sb 206.834	19.4084	ppb	2.3469	12.1	42.7877
Se 196.026	4.4873	ppb	4.9535	110.4	17.1941
Sn 189.925	120.545	ppb	0.6658	0.6	108.845
Sr 216.596	959.598	ppb	1.4121	0.1	12299.8
Ti 334.941	1419.49	ppb	0.7115	0.1	434488
Tl 190.794	10.6840	ppb	2.1529	20.2	-33.1655
V 292.401	329.459	ppb	0.6210	0.2	9460.38
Zn 206.200	7925.42	ppb	18.9934	0.2	12655.2

E05022013.wvq. All Data Report 5/3/2013, 3:45:46 PM

680-89791-a-57-a (Samp) 5/3/2013, 3:16:05 AM Rack 3, Tube 20

Weight: 1

Volume: 1

Dilution: 1

Label	Replicates Concentration		
Ag 328.068	-0.0169	0.3406	0.2394
Al 308.215	112056	112090	111504
As 188.980	245.146	241.754	243.674
B 249.678	13.9697u	14.6431u	15.3801u
Ba 389.178	2717.79	2718.18	2718.95
Be 313.042	15.7268	15.7473	15.7342
Ca 370.602	51947	51983	51987
Cd 226.502	13.3013	13.0170	13.2821
Co 228.615	133.385	131.478	131.784
Cr 267.716	619.017	620.282	620.064
Cu 324.754	647.702	643.836	644.039
Fe 271.441	460603	462958	462408
K 766.491	7241.09	7244.88	7250.65
Mg 279.078	10007.5	10015.2	10007.9
Mn 257.610	17399.6	17464.3	17550.8
Mo 202.032	23.1601	22.4965	22.3043
Na 330.237	721.643u	805.092u	730.838u
Ni 231.604	129.678	131.979	131.552
Pb 220.353	3191.20	3208.49	3198.96
Sb 206.834	3.2917	12.1259	15.7974
Se 196.026	-6.3863	0.2391	-1.4021
Sn 189.925	121.071	118.769	121.384
Sr 216.596	459.431	459.611	460.290
Ti 334.941	1578.54	1578.98	1579.89
Tl 190.794	25.7456u	30.0374u	32.1026u
V 292.401	795.813	796.412	797.981
Zn 206.200	10457.8	10488.9	10490.5

Label	Sol'n Conc.	Units	SD	%RSD	Int. (c/s)
Ag 328.068	0.1877	ppb	0.1843	98.2	58.4520
Al 308.215	111883	ppb	329.137	0.3	484989
As 188.980	243.525	ppb	1.7008	0.7	133.729
B 249.678	14.6643	ppb	0.7055	4.8	-297.689
Ba 389.178	2718.31	ppb	0.5906	0.0	63965.5
Be 313.042	15.7361	ppb	0.0104	0.1	28917.5
Ca 370.602	51972	ppb	22.24	0.0	129264
Cd 226.502	13.2001	ppb	0.1589	1.2	2098.92
Co 228.615	132.216	ppb	1.0239	0.8	1770.86
Cr 267.716	619.788	ppb	0.6765	0.1	32413.7
Cu 324.754	645.192	ppb	2.1762	0.3	30013.0
Fe 271.441	461990	ppb	1232.30	0.3	845462
K 766.491	7245.54	ppb	4.8106	0.1	278033
Mg 279.078	10010.2	ppb	4.3472	0.0	22481.9
Mn 257.610	17471.6	ppb	75.8295	0.4	1436362
Mo 202.032	22.6536	ppb	0.4490	2.0	169.796
Na 330.237	752.524	ppb	45.7567	6.1	-125.313
Ni 231.604	131.070	ppb	1.2240	0.9	401.165
Pb 220.353	3199.55	ppb	8.6607	0.3	6550.84
Sb 206.834	10.4050	ppb	6.4280	61.8	39.3748
Se 196.026	-2.5164	ppb	3.4504	137.1	16.0259
Sn 189.925	120.408	ppb	1.4284	1.2	108.686
Sr 216.596	459.777	ppb	0.4528	0.1	6054.88
Ti 334.941	1579.14	ppb	0.6889	0.0	483338
Tl 190.794	29.2952	ppb	3.2428	11.1	-38.8130
V 292.401	796.735	ppb	1.1197	0.1	22887.6
Zn 206.200	10479.1	ppb	18.4472	0.2	16739.2

E05022013.wvq. All Data Report 5/3/2013, 3:45:46 PM

680-89791-a-58-a (Samp) 5/3/2013, 3:21:32 AM Rack 3, Tube 21

Weight: 1

Volume: 1

Dilution: 1

Label	Replicates Concentration		
Ag 328.068	1.1329	0.9677	0.3904
Al 308.215	134496	134764	134689
As 188.980	235.816	224.578	224.145
B 249.678	19.9339u	18.6517u	20.5172u
Ba 389.178	3072.85	3077.64	3076.36
Be 313.042	16.2080	16.2319	16.2128
Ca 370.602	182718	183770	183631
Cd 226.502	24.9358	24.5879	24.6282
Co 228.615	111.688	111.738	108.896
Cr 267.716	751.976	751.340	751.403
Cu 324.754	1169.94	1176.92	1184.08
Fe 271.441	464559	465029	464568
K 766.491	11417.8	11422.5	11443.8
Mg 279.078	35696.5	35646.2	35584.5
Mn 257.610	13645.5	13606.1	13670.4
Mo 202.032	25.0384	25.3037	23.5079
Na 330.237	1277.11u	1158.92u	1120.10u
Ni 231.604	301.005	302.508	301.821
Pb 220.353	3703.99	3702.77	3710.42
Sb 206.834	38.3077	37.8737	34.0846
Se 196.026	4.3626	7.5706	0.0650
Sn 189.925	125.351	120.817	122.119
Sr 216.596	559.552	558.210	557.692
Ti 334.941	1686.55	1687.48	1687.40
Tl 190.794	20.3580u	21.0512u	22.6923u
V 292.401	629.740	629.879	629.495
Zn 206.200	7353.97	7336.66	7336.01

Label	Sol'n Conc.	Units	SD	%RSD	Int. (c/s)
Ag 328.068	0.8303	ppb	0.3899	47.0	84.8331
Al 308.215	134650	ppb	138.340	0.1	583669
As 188.980	228.180	ppb	6.6168	2.9	125.436
B 249.678	19.7010	ppb	0.9543	4.8	-236.013
Ba 389.178	3075.62	ppb	2.4823	0.1	72358.3
Be 313.042	16.2176	ppb	0.0127	0.1	29866.1
Ca 370.602	183373	ppb	571.7	0.3	547494
Cd 226.502	24.7173	ppb	0.1903	0.8	2568.91
Co 228.615	110.774	ppb	1.6266	1.5	1492.26
Cr 267.716	751.573	ppb	0.3503	0.0	39248.1
Cu 324.754	1176.98	ppb	7.0717	0.6	54449.7
Fe 271.441	464719	ppb	269.055	0.1	850450
K 766.491	11428.0	ppb	13.8811	0.1	438372
Mg 279.078	35642.4	ppb	56.1168	0.2	80663.3
Mn 257.610	13640.7	ppb	32.4202	0.2	1121628
Mo 202.032	24.6167	ppb	0.9693	3.9	185.533
Na 330.237	1185.38	ppb	81.7770	6.9	-80.9897
Ni 231.604	301.778	ppb	0.7524	0.2	916.031
Pb 220.353	3705.73	ppb	4.1087	0.1	7580.66
Sb 206.834	36.7553	ppb	2.3231	6.3	72.7597
Se 196.026	3.9994	ppb	3.7660	94.2	18.5085
Sn 189.925	122.762	ppb	2.3344	1.9	111.092
Sr 216.596	558.484	ppb	0.9600	0.2	7315.89
Ti 334.941	1687.14	ppb	0.5174	0.0	516520
Tl 190.794	21.3671	ppb	1.1988	5.6	-41.7114
V 292.401	629.705	ppb	0.1946	0.0	18076.8
Zn 206.200	7342.21	ppb	10.1864	0.1	11742.7

E05022013.vvq. All Data Report 5/3/2013, 3:45:46 PM

680-89748-c-1-a (Samp) 5/3/2013, 3:26:58 AM Rack 3, Tube 22

Weight: 1

Volume: 1

Dilution: 1

Label	Replicates Concentration		
Ag 328.068	-0.5648u	-0.6168u	-0.6246u
Al 308.215	24604.2	24464.8	24409.0
As 188.980	4.2414	2.0183	15.2663
B 249.678	3.2359	2.9800	3.3261
Ba 389.178	136.308	136.512	136.687
Be 313.042	0.5844	0.5825	0.5870
Ca 370.602	1122	1115	1113
Cd 226.502	0.0264	-0.1630	0.0122
Co 228.615	2.9078	3.5213	2.9293
Cr 267.716	51.8909	51.7440	51.6772
Cu 324.754	13.4679	13.5880	13.9532
Fe 271.441	11922.8	11830.1	11838.7
K 766.491	475.548	471.322	472.870
Mg 279.078	873.549	872.120	866.687
Mn 257.610	288.121	286.065	287.847
Mo 202.032	1.4128	2.1719	2.3382
Na 330.237	-42.0294u	-142.367u	48.7373u
Ni 231.604	31.5667	31.7037	32.6139
Pb 220.353	29.4322	28.9293	27.6439
Sb 206.834	-0.4670	2.6166	-3.0087u
Se 196.026	-2.1296u	-1.7013u	-8.4044u
Sn 189.925	10.7903	10.3704	13.6515
Sr 216.596	11.3970	11.4930	11.8918
Ti 334.941	387.302	384.730	385.225
Tl 190.794	3.6374	0.2211u	-2.2020u
V 292.401	26.7020	26.5893	27.0635
Zn 206.200	11.9147	13.8230	14.4190

Label	Sol'n Conc.	Units	SD	%RSD	Int. (c/s)
Ag 328.068	-0.6020	ppb	0.0325	5.4	-71.4259
Al 308.215	24492.7	ppb	100.528	0.4	106218
As 188.980	7.1753	ppb	7.0946	98.9	-6.0813
B 249.678	3.1806	ppb	0.1795	5.6	127.975
Ba 389.178	136.503	ppb	0.1895	0.1	3175.39
Be 313.042	0.5846	ppb	0.0022	0.4	707.039
Ca 370.602	1117	ppb	4.526	0.4	2714
Cd 226.502	-0.0415	ppb	0.1055	254.6	63.9984
Co 228.615	3.1195	ppb	0.3482	11.2	53.3061
Cr 267.716	51.7707	ppb	0.1093	0.2	2702.27
Cu 324.754	13.6697	ppb	0.2528	1.8	881.956
Fe 271.441	11863.9	ppb	51.2058	0.4	21819.5
K 766.491	473.247	ppb	2.1381	0.5	18413.8
Mg 279.078	870.785	ppb	3.6200	0.4	2000.06
Mn 257.610	287.344	ppb	1.1163	0.4	23763.2
Mo 202.032	1.9743	ppb	0.4933	25.0	31.9005
Na 330.237	-45.2196	ppb	95.5919	211.4	55.6442
Ni 231.604	31.9614	ppb	0.5692	1.8	91.6650
Pb 220.353	28.6685	ppb	0.9223	3.2	90.4367
Sb 206.834	-0.2864	ppb	2.8170	983.8	7.6984
Se 196.026	-4.0784	ppb	3.7525	92.0	11.4207
Sn 189.925	11.6040	ppb	1.7855	15.4	0.4650
Sr 216.596	11.5939	ppb	0.2624	2.3	173.570
Ti 334.941	385.752	ppb	1.3644	0.4	118009
Tl 190.794	0.5522	ppb	2.9337	531.3	-17.6864
V 292.401	26.7849	ppb	0.2478	0.9	764.571
Zn 206.200	13.3856	ppb	1.3082	9.8	22.2201

E05022013.vvq. All Data Report 5/3/2013, 3:45:46 PM

680-89748-b-2-a (Samp) 5/3/2013, 3:32:35 AM Rack 3, Tube 23

Weight: 1

Volume: 1

Dilution: 1

Label	Replicates Concentration		
Ag 328.068	0.0322	-0.4542u	-0.5435u
Al 308.215	248660	250278	250243
As 188.980	14.1600	14.2633	12.3872
B 249.678	3.7502	4.0325	3.7435
Ba 389.178	547.655	552.594	552.458
Be 313.042	0.7899	0.7935	0.7966
Ca 370.602	575.7u	563.1u	569.3u
Cd 226.502	0.0975	0.4321	0.3619
Co 228.615	11.4929	11.2222	11.3145
Cr 267.716	165.904	167.167	166.314
Cu 324.754	34.1193	33.8665	35.4549
Fe 271.441	30000.2	30148.5	30179.0
K 766.491	1921.79	1932.67	1936.16
Mg 279.078	2682.13	2705.23	2699.21
Mn 257.610	53.2956	53.8320	53.4722
Mo 202.032	6.3952	5.8665	6.4466
Na 330.237	55.9420u	151.499u	130.415u
Ni 231.604	86.1638	86.8874	85.5668
Pb 220.353	148.133	150.455	149.857
Sb 206.834	-1.1112	3.8118	7.3028
Se 196.026	-7.6586u	-2.3426u	1.0382
Sn 189.925	17.6746	16.7753	10.8705
Sr 216.596	28.1828	28.1793	27.4242
Ti 334.941	285.757	287.709	287.597
Tl 190.794	-0.2570u	2.8796	-1.9441u
V 292.401	129.041	129.063	129.594
Zn 206.200	52.5096	53.7840	54.6439

Label	Sol'n Conc.	Units	SD	%RSD	Int. (c/s)
Ag 328.068	-0.3218	ppb	0.3098	96.3	-49.4265
Al 308.215	249727	ppb	923.886	0.4	1082456
As 188.980	13.6035	ppb	1.0546	7.8	-2.3555
B 249.678	3.8421	ppb	0.1650	4.3	113.237
Ba 389.178	550.902	ppb	2.8131	0.5	12857.6
Be 313.042	0.7933	ppb	0.0033	0.4	1111.57
Ca 370.602	569.3	ppb	6.303	1.1	-521.7
Cd 226.502	0.2972	ppb	0.1764	59.4	138.668
Co 228.615	11.3432	ppb	0.1376	1.2	158.171
Cr 267.716	166.462	ppb	0.6444	0.4	8667.51
Cu 324.754	34.4802	ppb	0.8535	2.5	1842.20
Fe 271.441	30109.2	ppb	95.6859	0.3	55206.1
K 766.491	1930.21	ppb	7.4951	0.4	74267.0
Mg 279.078	2695.52	ppb	11.9865	0.4	6076.01
Mn 257.610	53.5333	ppb	0.2733	0.5	4572.17
Mo 202.032	6.2361	ppb	0.3211	5.1	64.4597
Na 330.237	112.619	ppb	50.2026	44.6	58.8464
Ni 231.604	86.2060	ppb	0.6613	0.8	255.769
Pb 220.353	149.482	ppb	1.2052	0.8	341.191
Sb 206.834	3.3344	ppb	4.2273	126.8	13.8550
Se 196.026	-2.9877	ppb	4.3841	146.7	11.9031
Sn 189.925	15.1068	ppb	3.6962	24.5	3.9478
Sr 216.596	27.9288	ppb	0.4370	1.6	387.359
Ti 334.941	287.021	ppb	1.0963	0.4	87816.5
Tl 190.794	0.2261	ppb	2.4479	1082.5	-18.6070
V 292.401	129.233	ppb	0.3131	0.2	3699.69
Zn 206.200	53.6459	ppb	1.0739	2.0	87.9735

E05022013.wvq. All Data Report 5/3/2013, 3:45:46 PM

680-89748-c-3-a (Samp)                      5/3/2013, 3:38:02 AM                      Rack 3, Tube 24  
 Weight: 1                                      Volume: 1                                      Dilution: 1

Label	Replicates Concentration		
Ag 328.068	0.0647	-0.3931u	-0.0887u
Al 308.215	239186	238630	239546
As 188.980	16.3071	25.6192	16.5326
B 249.678	1.8185u	2.3629u	2.2818u
Ba 389.178	355.356	353.303	356.521
Be 313.042	0.6684	0.6631	0.6661
Ca 370.602	-20.34u	-18.67u	-16.85u
Cd 226.502	0.3752	0.5863	0.1518
Co 228.615	10.8755	10.3938	10.9442
Cr 267.716	115.913	115.246	116.025
Cu 324.754	37.6752	37.6736	37.7692
Fe 271.441	25158.5	25089.1	25212.7
K 766.491	1609.53	1609.38	1615.71
Mg 279.078	1676.01	1670.92	1680.73
Mn 257.610	30.7021	30.4599	30.8360
Mo 202.032	5.2393	4.7858	5.1892
Na 330.237	-13.9368u	-34.3329u	245.174
Ni 231.604	57.6910	58.6754	55.9442
Pb 220.353	128.309	125.377	124.313
Sb 206.834	-5.0971u	2.8004	-1.0119
Se 196.026	-7.0876u	-11.5604u	-11.9712u
Sn 189.925	15.1833	14.4021	12.3843
Sr 216.596	16.0519	16.4293	16.4014
Ti 334.941	362.891	361.438	363.528
Tl 190.794	0.0024u	2.8262	-0.1284u
V 292.401	92.4752	92.5892	92.7640
Zn 206.200	41.6215	39.1871	40.5157

Label	Sol'n Conc.	Units	SD	%RSD	Int. (c/s)
Ag 328.068	-0.1390	ppb	0.2330	167.6	-34.7711
Al 308.215	239121	ppb	461.400	0.2	1036486
As 188.980	19.4863	ppb	5.3125	27.3	1.2704
B 249.678	2.1544	ppb	0.2937	13.6	97.6750
Ba 389.178	355.060	ppb	1.6292	0.5	8286.62
Be 313.042	0.6659	ppb	0.0026	0.4	874.706
Ca 370.602	-18.62	ppb	1.745	9.4	-1983
Cd 226.502	0.3711	ppb	0.2173	58.6	124.988
Co 228.615	10.7378	ppb	0.2999	2.8	152.471
Cr 267.716	115.728	ppb	0.4212	0.4	6029.83
Cu 324.754	37.7060	ppb	0.0547	0.1	1989.40
Fe 271.441	25153.4	ppb	61.9610	0.2	46137.8
K 766.491	1611.54	ppb	3.6085	0.2	62050.8
Mg 279.078	1675.89	ppb	4.9025	0.3	3766.47
Mn 257.610	30.6660	ppb	0.1906	0.6	2685.30
Mo 202.032	5.0714	ppb	0.2486	4.9	55.5783
Na 330.237	65.6347	ppb	155.820	237.4	57.4025
Ni 231.604	57.4369	ppb	1.3832	2.4	168.891
Pb 220.353	126.000	ppb	2.0692	1.6	293.121
Sb 206.834	-1.1029	ppb	3.9495	358.1	7.7846
Se 196.026	-10.2064	ppb	2.7087	26.5	8.0292
Sn 189.925	13.9899	ppb	1.4443	10.3	2.8368
Sr 216.596	16.2942	ppb	0.2103	1.3	238.500
Ti 334.941	362.619	ppb	1.0715	0.3	110946
Tl 190.794	0.9001	ppb	1.6694	185.5	-17.5767
V 292.401	92.6095	ppb	0.1455	0.2	2651.14
Zn 206.200	40.4414	ppb	1.2189	3.0	66.5601

E05022013.vvq. All Data Report 5/3/2013, 3:45:46 PM

Cont Calib Verif (CCV) 5/3/2013, 3:43:29 AM Rack 3, Tube 25  
 Weight: 1 Volume: 1 Dilution: 1

Label	Replicates Concentration		
Ag 328.068	477.594	477.960	474.596
Al 308.215	4768.35	4767.51	4782.06
As 188.980	472.665	470.335	477.887
B 249.678	482.359	487.186	487.966
Ba 389.178	4884.20	4898.23	4884.64
Be 313.042	489.376	491.148	491.748
Ca 370.602	4808	4827	4815
Cd 226.502	489.706	491.433	490.268
Co 228.615	500.325	501.234	497.518
Cr 267.716	4911.60	4932.83	4916.90
Cu 324.754	5012.96	4927.48	4954.09
Fe 271.441	4735.87	4736.63	4732.19
K 766.491	9836.51	9825.61	9829.67
Mg 279.078	4732.96	4759.75	4748.61
Mn 257.610	4898.04	4939.96	4910.45
Mo 202.032	484.232	485.443	482.599
Na 330.237	7042.76	7070.91	6742.43
Ni 231.604	2484.14	2494.82	2481.65
Pb 220.353	469.973	472.780	472.873
Sb 206.834	904.888	896.132	899.190
Se 196.026	4673.76	4687.63	4710.79
Sn 189.925	4812.97	4836.55	4832.79
Sr 216.596	2402.21	2409.46	2401.56
Ti 334.941	471.849	472.950	472.326
Tl 190.794	4773.07	4802.71	4787.53
V 292.401	4724.85	4737.43	4720.60
Zn 206.200	2459.53	2475.31	2466.15

Label	Sol'n Conc.	Units	SD	%RSD	Int. (c/s)	QC Value
Ag 328.068	476.717	ppb	1.8458	0.4	37664.3	95.34337
Al 308.215	4772.64	ppb	8.1710	0.2	20729.3	95.45282
As 188.980	473.629	ppb	3.8671	0.8	277.847	94.72581
B 249.678	485.837	ppb	3.0373	0.6	6400.88	19.43347Q
Ba 389.178	4889.02	ppb	7.9721	0.2	113877	97.78048
Be 313.042	490.757	ppb	1.2334	0.3	913780	98.15138
Ca 370.602	4817	ppb	9.584	0.2	15259	96.33600
Cd 226.502	490.469	ppb	0.8808	0.2	19629.8	98.09379
Co 228.615	499.692	ppb	1.9372	0.4	6585.08	99.93849
Cr 267.716	4920.45	ppb	11.0510	0.2	255703	98.40891
Cu 324.754	4964.84	ppb	43.7404	0.9	228343	99.29685
Fe 271.441	4734.90	ppb	2.3774	0.1	8904.37	94.69794
K 766.491	9830.59	ppb	5.5091	0.1	377133	98.30595
Mg 279.078	4747.11	ppb	13.4571	0.3	10713.1	94.94216
Mn 257.610	4916.15	ppb	21.5303	0.4	404147	98.32303
Mo 202.032	484.092	ppb	1.4274	0.3	3841.29	96.81831
Na 330.237	6952.04	ppb	182.066	2.6	402.002	92.69382
Ni 231.604	2486.87	ppb	6.9953	0.3	7494.59	99.47475
Pb 220.353	471.875	ppb	1.6483	0.3	992.450	94.37507
Sb 206.834	900.070	ppb	4.4437	0.5	1148.81	90.00697
Se 196.026	4690.72	ppb	18.7086	0.4	2534.86	93.81448
Sn 189.925	4827.44	ppb	12.6705	0.3	4789.97	96.54873
Sr 216.596	2404.41	ppb	4.3832	0.2	30346.8	96.17648
Ti 334.941	472.375	ppb	0.5525	0.1	144536	94.47499
Tl 190.794	4787.77	ppb	14.8240	0.3	5215.95	95.75539
V 292.401	4727.63	ppb	8.7493	0.2	135556	94.55253
Zn 206.200	2467.00	ppb	7.9222	0.3	3914.42	98.67984

Cont Calib Blank (CCB) 5/3/2013, 3:48:55 AM Rack 3, Tube 26  
Weight: 1 Volume: 1 Dilution: 1

Label	Replicates Concentration		
Ag 328.068	0.0581	0.1314	0.2982
Al 308.215	-1.3995u	0.9910	4.1372
As 188.980	7.3802	0.7636	6.2384
B 249.678	9.2253	8.2687	8.0253
Ba 389.178	0.6485	0.8429	0.6142
Be 313.042	0.0244	0.0321	0.0320
Ca 370.602	-4.727u	-3.381u	-4.446u
Cd 226.502	0.0660	-0.0296u	-0.0392u
Co 228.615	0.2663	0.3075	0.5240
Cr 267.716	0.1353	0.4837	0.4247
Cu 324.754	0.0796	0.0270	-0.5130u
Fe 271.441	-6.2290u	-0.1540u	-5.8172u
K 766.491	1.3001	1.4606	0.5649
Mg 279.078	2.7484	-0.4466u	-0.8269u
Mn 257.610	0.3010	0.1646	0.1054
Mo 202.032	0.3702	-0.1293u	0.3121
Na 330.237	-67.6174u	-3.2634u	-101.081u
Ni 231.604	-0.1745u	0.8485	-0.4366u
Pb 220.353	0.1070	-0.0962u	1.0165
Sb 206.834	5.7456	6.9848	2.6968
Se 196.026	-3.6603u	2.7966	-11.9461u
Sn 189.925	1.2248	-1.2254u	-0.2143u
Sr 216.596	0.0547	0.3740	-0.1296u
Ti 334.941	0.1736	0.2029	0.1596
Tl 190.794	2.5676	0.9522	4.2627
V 292.401	0.4693	0.2110	0.0872
Zn 206.200	1.0015	0.3413	0.6681

Label	Sol'n Conc.	Units	SD	%RSD	Int. (c/s)	QC Value
Ag 328.068	0.1626	ppb	0.1230	75.7	-12.0260	0.16258
Al 308.215	1.2429	ppb	2.7769	223.4	64.5861	1.24292
As 188.980	4.7940	ppb	3.5369	73.8	-7.4219	4.79404
B 249.678	8.5064	ppb	0.6344	7.5	212.239	8.50643
Ba 389.178	0.7019	ppb	0.1234	17.6	-6.4977	0.70185
Be 313.042	0.0295	ppb	0.0044	14.9	-328.324	0.02951
Ca 370.602	-4.185	ppb	0.7098	17.0	16.40	-4.18467
Cd 226.502	-0.0010	ppb	0.0582	6112.4	25.9149	-0.00095
Co 228.615	0.3659	ppb	0.1385	37.8	6.0728	0.36592
Cr 267.716	0.3479	ppb	0.1865	53.6	24.5759	0.34789
Cu 324.754	-0.1355	ppb	0.3280	242.1	244.662	-0.13546
Fe 271.441	-4.0667	ppb	3.3948	83.5	103.309	-4.06673
K 766.491	1.1085	ppb	0.4776	43.1	314.103	1.10854
Mg 279.078	0.4916	ppb	1.9636	399.4	36.9936	0.49162
Mn 257.610	0.1903	ppb	0.1003	52.7	151.997	0.19033
Mo 202.032	0.1843	ppb	0.2731	148.2	18.4186	0.18431
Na 330.237	-57.3205	ppb	49.7150	86.7	61.6590	-57.32055
Ni 231.604	0.0791	ppb	0.6790	858.3	-4.7690	0.07912
Pb 220.353	0.3424	ppb	0.5925	173.0	32.4298	0.34243
Sb 206.834	5.1424	ppb	2.2067	42.9	13.3365	5.14239
Se 196.026	-4.2699	ppb	7.3902	173.1	11.2629	-4.26991
Sn 189.925	-0.0716	ppb	1.2313	1718.9	-11.1471	-0.07163
Sr 216.596	0.0997	ppb	0.2548	255.6	23.2417	0.09970
Ti 334.941	0.1787	ppb	0.0221	12.4	1.1380	0.17869
Tl 190.794	2.5942	ppb	1.6554	63.8	-14.3337	2.59420
V 292.401	0.2558	ppb	0.1950	76.2	-0.9479	0.25583
Zn 206.200	0.6703	ppb	0.3301	49.2	0.8393	0.67032



E05022013.vvq. All Data Report 5/3/2013, 3:45:46 PM

680-89748-c-6-a (Samp) 5/3/2013, 3:54:22 AM Rack 3, Tube 27

Weight: 1

Volume: 1

Dilution: 1

Label	Replicates Concentration		
Ag 328.068	-0.5294u	-0.6351u	-0.5436u
Al 308.215	22100.2	22197.3	22152.1
As 188.980	10.8616	5.2857	5.2492
B 249.678	4.6354	4.6824	4.0348
Ba 389.178	164.226	164.901	165.239
Be 313.042	0.4815	0.4659	0.4775
Ca 370.602	2071	2067	2058
Cd 226.502	-0.0578	0.1213	0.0041
Co 228.615	3.0440	2.5214	3.0217
Cr 267.716	23.1141	23.2825	22.8614
Cu 324.754	5.6621	6.1577	5.8530
Fe 271.441	9634.57	9620.93	9580.91
K 766.491	446.240	446.276	443.621
Mg 279.078	735.244	732.740	725.016
Mn 257.610	329.630	328.843	325.706
Mo 202.032	2.2758	2.3597	1.8493
Na 330.237	101.794u	-35.7746u	-36.9212u
Ni 231.604	7.7513	7.6633	8.1234
Pb 220.353	24.4391	21.5393	20.5240
Sb 206.834	-1.5482u	0.6356	0.4014
Se 196.026	-5.6164u	-0.9019u	-4.9387u
Sn 189.925	11.5727	10.7470	10.1315
Sr 216.596	25.7754	25.0487	26.0773
Ti 334.941	397.005	397.474	395.734
Tl 190.794	0.6813u	3.0264	3.5804
V 292.401	23.7803	23.8112	23.2854
Zn 206.200	29.6755	31.3672	29.3205

Label	Sol'n Conc.	Units	SD	%RSD	Int. (c/s)
Ag 328.068	-0.5694	ppb	0.0574	10.1	-69.3753
Al 308.215	22149.9	ppb	48.5925	0.2	96064.0
As 188.980	7.1322	ppb	3.2298	45.3	-6.0777
B 249.678	4.4509	ppb	0.3611	8.1	147.298
Ba 389.178	164.789	ppb	0.5157	0.3	3830.70
Be 313.042	0.4750	ppb	0.0081	1.7	502.919
Ca 370.602	2065	ppb	6.586	0.3	5917
Cd 226.502	0.0225	ppb	0.0910	403.6	59.1166
Co 228.615	2.8624	ppb	0.2955	10.3	50.2163
Cr 267.716	23.0860	ppb	0.2119	0.9	1211.11
Cu 324.754	5.8909	ppb	0.2500	4.2	523.985
Fe 271.441	9612.14	ppb	27.8910	0.3	17699.3
K 766.491	445.379	ppb	1.5226	0.3	17345.4
Mg 279.078	731.000	ppb	5.3314	0.7	1682.69
Mn 257.610	328.060	ppb	2.0762	0.6	27106.5
Mo 202.032	2.1616	ppb	0.2737	12.7	33.5108
Na 330.237	9.6992	ppb	79.7581	822.3	58.9477
Ni 231.604	7.8460	ppb	0.2442	3.1	18.8889
Pb 220.353	22.1675	ppb	2.0317	9.2	77.1601
Sb 206.834	-0.1704	ppb	1.1989	703.6	7.4313
Se 196.026	-3.8190	ppb	2.5489	66.7	11.5742
Sn 189.925	10.8171	ppb	0.7231	6.7	-0.3172
Sr 216.596	25.6338	ppb	0.5287	2.1	350.548
Ti 334.941	396.738	ppb	0.9005	0.2	121370
Tl 190.794	2.4294	ppb	1.5390	63.3	-15.5676
V 292.401	23.6256	ppb	0.2951	1.2	675.655
Zn 206.200	30.1210	ppb	1.0937	3.6	48.7245

E05022013.wvq. All Data Report 5/3/2013, 3:45:46 PM

680-89748-c-7-a (Samp)

5/3/2013, 3:59:49 AM

Rack 3, Tube 28

Weight: 1

Volume: 1

Dilution: 1

Label	Replicates Concentration		
Ag 328.068	-0.4019u	-0.2940u	-0.4486u
Al 308.215	143749	143659	143926
As 188.980	33.6401	39.3993	37.5342
B 249.678	0.0393u	-0.5424u	-0.3074u
Ba 389.178	356.203	356.502	355.201
Be 313.042	1.3187	1.3178	1.3290
Ca 370.602	3028	3039	3029
Cd 226.502	-0.7158	-0.6032	-0.7423
Co 228.615	9.5741	9.8813	9.9594
Cr 267.716	145.751	146.177	145.622
Cu 324.754	18.7727	17.9692	18.7332
Fe 271.441	70216.5	70205.2	70191.0
K 766.491	1921.32	1916.76	1913.31
Mg 279.078	2255.23	2255.07	2253.47
Mn 257.610	66.4050	66.8483	66.0343
Mo 202.032	4.8151	5.1189	5.1140
Na 330.237	226.654u	79.3006u	-90.1777u
Ni 231.604	51.0830	50.5763	50.8575
Pb 220.353	81.7069	80.9374	80.6387
Sb 206.834	6.7448	1.7234	4.6670
Se 196.026	-4.0339u	-11.2438u	-9.2382u
Sn 189.925	16.4167	14.8689	15.8871
Sr 216.596	40.3290	40.1948	40.2609
Ti 334.941	486.323	486.281	484.744
Tl 190.794	1.3034u	1.8576u	-1.6827u
V 292.401	176.072	176.038	175.629
Zn 206.200	34.6859	35.1940	34.6857

Label	Sol'n Conc.	Units	SD	%RSD	Int. (c/s)
Ag 328.068	-0.3815	ppb	0.0793	20.8	-55.0654
Al 308.215	143778	ppb	135.827	0.1	623238
As 188.980	36.8578	ppb	2.9386	8.0	11.4206
B 249.678	-0.2702	ppb	0.2926	108.3	8.4369
Ba 389.178	355.969	ppb	0.6816	0.2	8373.18
Be 313.042	1.3218	ppb	0.0062	0.5	2085.31
Ca 370.602	3032	ppb	5.593	0.2	4125
Cd 226.502	-0.6871	ppb	0.0738	10.7	234.119
Co 228.615	9.8050	ppb	0.2037	2.1	142.201
Cr 267.716	145.850	ppb	0.2907	0.2	7605.33
Cu 324.754	18.4917	ppb	0.4529	2.4	1117.94
Fe 271.441	70204.2	ppb	12.7807	0.0	128570
K 766.491	1917.13	ppb	4.0191	0.2	73765.7
Mg 279.078	2254.59	ppb	0.9718	0.0	5115.94
Mn 257.610	66.4292	ppb	0.4075	0.6	5669.39
Mo 202.032	5.0160	ppb	0.1740	3.5	52.5232
Na 330.237	71.9258	ppb	158.545	220.4	43.2820
Ni 231.604	50.8390	ppb	0.2539	0.5	150.018
Pb 220.353	81.0943	ppb	0.5511	0.7	199.610
Sb 206.834	4.3784	ppb	2.5231	57.6	15.9811
Se 196.026	-8.1720	ppb	3.7213	45.5	9.0373
Sn 189.925	15.7242	ppb	0.7867	5.0	4.5618
Sr 216.596	40.2616	ppb	0.0671	0.2	563.355
Ti 334.941	485.782	ppb	0.8999	0.2	148643
Tl 190.794	0.4928	ppb	1.9043	386.4	-20.5435
V 292.401	175.913	ppb	0.2467	0.1	5047.77
Zn 206.200	34.8552	ppb	0.2934	0.8	624821

E05022013.wvq. All Data Report 5/3/2013, 3:45:46 PM

680-89766-a-1-b (Samp) 5/3/2013, 4:05:15 AM Rack 3, Tube 29

Weight: 1

Volume: 1

Dilution: 1

Label	Replicates Concentration		
Ag 328.068	-3.6340	-4.2766	-2.6838
Al 308.215	98915.0	99199.3	98737.5
As 188.980	-1259.37u	-1257.05u	-1209.77u
B 249.678	5.5400u	17.0380u	15.8506u
Ba 389.178	23168.3x	23158.3x	23142.7x
Be 313.042	0.7807u	0.7777u	0.7639u
Ca 370.602	-77916u	-77113u	-76811u
Cd 226.502	4.3816	16.2864	21.3257
Co 228.615	5950.77	5952.91	5977.63
Cr 267.716	768797o	593401o	622529o
Cu 324.754	14786.9	14703.0	14741.0
Fe 271.441	6378549x	8465928x	7352608x
K 766.491	2311.80	2317.33	2317.94
Mg 279.078	2480.93	2486.94	2497.24
Mn 257.610	78336.5x	79181.5x	79755.9x
Mo 202.032	11799.8x	11802.4x	11852.2x
Na 330.237	-354.301u	-601.820u	-944.258u
Ni 231.604	484421x	485273x	482712x
Pb 220.353	215.950	219.659	220.851
Sb 206.834	642.530x	701.662x	717.290x
Se 196.026	15.0692	-10.7861	10.5625
Sn 189.925	414.900	412.374	421.038
Sr 216.596	1608.58	1608.06	1613.21
Ti 334.941	1713.76	1715.10	1715.83
Tl 190.794	284.030u	286.749u	305.119u
V 292.401	3554.72	3557.82	3556.49
Zn 206.200	1533.51	1539.79	1554.87

Label	Sol'n Conc.	Units	SD	%RSD	Int. (c/s)
Ag 328.068	-3.5314b	ppb	0.8013	22.7	38.8616
Al 308.215	98950.6b	ppb	232.950	0.2	430077
As 188.980	-1242.06b	ppb	27.9905	2.3	-837.743
B 249.678	12.8095b	ppb	6.3235	49.4	-8348.59
Ba 389.178	23156.4xb	ppb	12.8711	0.1	548865
Be 313.042	0.7741b	ppb	0.0089	1.2	-992.081
Ca 370.602	-77280b	ppb	570.8	0.7	-785773
Cd 226.502	13.9979b	ppb	8.7008	62.2	23163.2
Co 228.615	5960.43b	ppb	14.9277	0.3	80197.9
Cr 267.716	661576oxb	ppb	93991.6	14.2	34385436
Cu 324.754	14743.6b	ppb	42.0168	0.3	679770
Fe 271.441	7399028xb	ppb	1044464	14.1	13540852
K 766.491	2315.69b	ppb	3.3832	0.1	89044.8
Mg 279.078	2488.37b	ppb	8.2461	0.3	5630.56
Mn 257.610	79091.3xb	ppb	713.975	0.9	6506068
Mo 202.032	11818.1xb	ppb	29.5191	0.2	93255.3
Na 330.237	-633.461b	ppb	296.248	46.8	-2000.69
Ni 231.604	484136xb	ppb	1304.09	0.3	1460127
Pb 220.353	218.820b	ppb	2.5560	1.2	476.965
Sb 206.834	687.160xb	ppb	39.4332	5.7	8637.36
Se 196.026	4.9485b	ppb	13.8116	279.1	22.5619
Sn 189.925	416.104b	ppb	4.4557	1.1	402.473
Sr 216.596	1609.95b	ppb	2.8385	0.2	13420.1
Ti 334.941	1714.90b	ppb	1.0469	0.1	525626
Tl 190.794	291.966b	ppb	11.4721	3.9	-194.895
V 292.401	3556.34b	ppb	1.5577	0.0	57348.3
Zn 206.200	1542.72b	ppb	10.9791	0.7	6127.06

mb 680-274513/1-a (Samp) 5/3/2013, 4:10:42 AM Rack 3, Tube 30

Weight: 1 Volume: 1 Dilution: 1

Label	Replicates Concentration		
Ag 328.068	-0.0519u	0.3032	0.0441
Al 308.215	18.0296	20.5322	14.8662
As 188.980	-1.4041u	2.8738	1.9442
B 249.678	1.5873	1.3487	1.7383
Ba 389.178	1.8524	1.9045	1.4972
Be 313.042	0.0041	0.0047	-0.0026u
Ca 370.602	22.16	22.39	25.00
Cd 226.502	0.2454	0.1008	0.2702
Co 228.615	0.9297	0.7791	1.0793
Cr 267.716	49.0819	47.5621	43.5170
Cu 324.754	1.4487	2.4343	1.3007
Fe 271.441	445.094	431.152	393.891
K 766.491	9.7574	9.9546	10.0959
Mg 279.078	21.2197	23.0611	24.0481
Mn 257.610	6.5895	6.2211	5.6740
Mo 202.032	3.2364	3.2920	2.9351
Na 330.237	215.209	-19.2825u	29.5270
Ni 231.604	40.5320	39.7166	36.2784
Pb 220.353	-1.2248u	-3.6055u	-3.1939u
Sb 206.834	1.4678	-3.3038u	-1.1777u
Se 196.026	-3.2674u	-7.2358u	-3.1673u
Sn 189.925	10.0567	11.4174	9.9528
Sr 216.596	0.0537u	0.2648	-0.1512u
Ti 334.941	0.4985	0.5421	0.5175
Tl 190.794	4.0507	1.7103	2.0366
V 292.401	0.4071	0.1067u	0.0047u
Zn 206.200	3.3188	3.9206	2.7894

Label	Sol'n Conc.	Units	SD	%RSD	Int. (c/s)
Ag 328.068	0.0985	ppb	0.1837	186.5	-17.0661
Al 308.215	17.8093	ppb	2.8394	15.9	136.694
As 188.980	1.1380	ppb	2.2500	197.7	-9.6523
B 249.678	1.5581	ppb	0.1964	12.6	121.516
Ba 389.178	1.7514	ppb	0.2216	12.7	18.6220
Be 313.042	0.0021	ppb	0.0040	193.2	-379.872
Ca 370.602	23.18	ppb	1.580	6.8	69.37
Cd 226.502	0.2054	ppb	0.0915	44.5	35.5915
Co 228.615	0.9294	ppb	0.1501	16.2	13.5267
Cr 267.716	46.7203	ppb	2.8764	6.2	2434.78
Cu 324.754	1.7279	ppb	0.6162	35.7	330.472
Fe 271.441	423.379	ppb	26.4716	6.3	885.617
K 766.491	9.9360	ppb	0.1700	1.7	652.508
Mg 279.078	22.7763	ppb	1.4356	6.3	87.4987
Mn 257.610	6.1615	ppb	0.4607	7.5	643.163
Mo 202.032	3.1545	ppb	0.1920	6.1	41.9216
Na 330.237	75.1514	ppb	123.725	164.6	68.3851
Ni 231.604	38.8424	ppb	2.2576	5.8	112.137
Pb 220.353	-2.6748	ppb	1.2725	47.6	26.2845
Sb 206.834	-1.0046	ppb	2.3905	238.0	6.4350
Se 196.026	-4.5568	ppb	2.3206	50.9	11.1095
Sn 189.925	10.4756	ppb	0.8173	7.8	-0.6574
Sr 216.596	0.0557	ppb	0.2080	373.2	21.9789
Ti 334.941	0.5194	ppb	0.0219	4.2	105.547
Tl 190.794	2.5992	ppb	1.2676	48.8	-14.3629
V 292.401	0.1728	ppb	0.2092	121.0	-6.9298
Zn 206.200	3.3430	ppb	0.5660	16.9	4.9983

E05022013.wvq. All Data Report 5/3/2013, 3:45:46 PM

ics 680-274513/2-a (Samp)      5/3/2013, 4:16:09 AM      Rack 3, Tube 31  
 Weight: 1      Volume: 1      Dilution: 1

Label	Replicates Concentration		
Ag 328.068	48.1315	48.8810	47.7711
Al 308.215	4813.06	4840.68	4804.15
As 188.980	105.388	107.465	98.1495
B 249.678	182.533	185.058	183.753
Ba 389.178	101.783	101.513	101.588
Be 313.042	51.1462	51.4044	51.1989
Ca 370.602	4776	4812	4786
Cd 226.502	50.8528	50.6214	50.5406
Co 228.615	51.5893	51.8217	51.4205
Cr 267.716	111.797	110.375	108.072
Cu 324.754	101.769	101.806	103.137
Fe 271.441	4880.51	4881.56	4835.69
K 766.491	4900.12	4930.10	4921.69
Mg 279.078	4785.86	4817.42	4789.05
Mn 257.610	508.600	511.369	512.240
Mo 202.032	98.5037	99.6960	98.4823
Na 330.237	4691.43	4730.77	4697.75
Ni 231.604	108.784	107.077	105.369
Pb 220.353	48.1285	47.9627	47.1847
Sb 206.834	44.6570	40.2130	47.2751
Se 196.026	88.8008	95.9842	89.2557
Sn 189.925	203.424	201.684	203.015
Sr 216.596	98.2797	99.3915	98.1890
Ti 334.941	96.7373	97.4534	97.1044
Tl 190.794	41.8874	40.6279	40.2066
V 292.401	97.8075	98.1426	97.8807
Zn 206.200	100.590	99.9405	101.349

Label	Sol'n Conc.	Units	SD	%RSD	Int. (c/s)
Ag 328.068	48.2612	ppb	0.5662	1.2	3794.98
Al 308.215	4819.30	ppb	19.0465	0.4	20956.0
As 188.980	103.667	ppb	4.8903	4.7	52.7325
B 249.678	183.781	ppb	1.2631	0.7	2480.72
Ba 389.178	101.628	ppb	0.1394	0.1	2364.26
Be 313.042	51.2498	ppb	0.1364	0.3	95090.8
Ca 370.602	4791	ppb	18.73	0.4	14932
Cd 226.502	50.6716	ppb	0.1620	0.3	2065.98
Co 228.615	51.6105	ppb	0.2015	0.4	679.439
Cr 267.716	110.082	ppb	1.8798	1.7	5730.13
Cu 324.754	102.237	ppb	0.7792	0.8	4951.30
Fe 271.441	4865.92	ppb	26.1842	0.5	9023.67
K 766.491	4917.30	ppb	15.4622	0.3	188779
Mg 279.078	4797.44	ppb	17.3731	0.4	10904.9
Mn 257.610	510.737	ppb	1.9009	0.4	42125.4
Mo 202.032	98.8940	ppb	0.6946	0.7	799.798
Na 330.237	4706.65	ppb	21.1287	0.4	306.012
Ni 231.604	107.077	ppb	1.7073	1.6	318.012
Pb 220.353	47.7586	ppb	0.5039	1.1	128.951
Sb 206.834	44.0484	ppb	3.5701	8.1	60.6179
Se 196.026	91.3469	ppb	4.0224	4.4	62.7607
Sn 189.925	202.708	ppb	0.9097	0.4	190.528
Sr 216.596	98.6200	ppb	0.6696	0.7	1265.14
Ti 334.941	97.0984	ppb	0.3581	0.4	29686.5
Tl 190.794	40.9073	ppb	0.8745	2.1	26.5149
V 292.401	97.9436	ppb	0.1762	0.2	2783.16
Zn 206.200	100.627	ppb	0.7951	0.7	160.239

E05022013.wvq. All Data Report 5/3/2013, 3:45:46 PM

680-89667-a-1-a (Samp) 5/3/2013, 4:21:35 AM Rack 3, Tube 32

Weight: 1

Volume: 1

Dilution: 1

Label	Replicates Concentration		
Ag 328.068	0.0629	-0.3286u	-0.0509u
Al 308.215	33222.4	33059.5	32935.5
As 188.980	8.3791	15.2243	10.9371
B 249.678	6.1441	5.6499	5.5514
Ba 389.178	155.542	156.441	155.006
Be 313.042	1.0204	1.0107	1.0049
Ca 370.602	8141	8116	8092
Cd 226.502	0.4885	0.5097	0.3960
Co 228.615	2.1768	2.5465	2.7939
Cr 267.716	39.2290	38.7626	38.6504
Cu 324.754	26.0112	25.3943	26.2608
Fe 271.441	14893.1	14831.5	14825.1
K 766.491	920.513	915.312	918.021
Mg 279.078	1934.99	1931.02	1925.30
Mn 257.610	144.630	144.888	145.230
Mo 202.032	0.4890	0.1974	1.2930
Na 330.237	176.332	44.7311u	56.3772u
Ni 231.604	9.6172	8.9694	9.5023
Pb 220.353	177.948	174.872	176.105
Sb 206.834	0.4151	-1.4858u	-4.3010u
Se 196.026	-1.3967u	-1.2856u	2.7937
Sn 189.925	23.2671	22.7457	23.6726
Sr 216.596	65.8503	65.3138	65.8339
Ti 334.941	375.835	375.427	374.966
Tl 190.794	1.8806	4.0678	2.4156
V 292.401	27.3877	27.5119	27.7858
Zn 206.200	124.806	124.196	123.666

Label	Sol'n Conc.	Units	SD	%RSD	Int. (c/s)
Ag 328.068	-0.1055	ppb	0.2014	190.9	-35.3508
Al 308.215	33072.4	ppb	143.871	0.4	143406
As 188.980	11.5135	ppb	3.4588	30.0	-3.4124
B 249.678	5.7818	ppb	0.3176	5.5	157.898
Ba 389.178	155.663	ppb	0.7252	0.5	3628.65
Be 313.042	1.0120	ppb	0.0079	0.8	1506.49
Ca 370.602	8116	ppb	24.47	0.3	24762
Cd 226.502	0.4647	ppb	0.0605	13.0	94.2827
Co 228.615	2.5057	ppb	0.3105	12.4	44.7921
Cr 267.716	38.8807	ppb	0.3068	0.8	2032.47
Cu 324.754	25.8888	ppb	0.4460	1.7	1444.17
Fe 271.441	14849.9	ppb	37.5264	0.3	27283.0
K 766.491	917.949	ppb	2.6011	0.3	35461.6
Mg 279.078	1930.43	ppb	4.8718	0.3	4403.34
Mn 257.610	144.916	ppb	0.3012	0.2	12064.9
Mo 202.032	0.6598	ppb	0.5674	86.0	21.3250
Na 330.237	92.4802	ppb	72.8511	78.8	61.1433
Ni 231.604	9.3630	ppb	0.3457	3.7	23.5909
Pb 220.353	176.308	ppb	1.5481	0.9	391.133
Sb 206.834	-1.7906	ppb	2.3728	132.5	5.8350
Se 196.026	0.0371	ppb	2.3879	6431.0	13.5857
Sn 189.925	23.2285	ppb	0.4647	2.0	12.0293
Sr 216.596	65.6660	ppb	0.3051	0.5	859.775
Ti 334.941	375.409	ppb	0.4346	0.1	114850
Tl 190.794	2.7880	ppb	1.1401	40.9	-15.1686
V 292.401	27.5618	ppb	0.2037	0.7	787.706
Zn 206.200	124.223	ppb	0.5708	0.5	199.129

E05022013.vvq. All Data Report 5/3/2013, 3:45:46 PM

680-89634-b-2-a (Samp) 5/3/2013, 4:27:02 AM Rack 3, Tube 33

Weight: 1

Volume: 1

Dilution: 1

Label	Replicates Concentration		
Ag 328.068	-0.1194u	-0.2995u	-0.1429u
Al 308.215	11126.3	11239.4	11216.5
As 188.980	5.1881	6.4300	2.9195
B 249.678	0.9191u	0.6790u	-0.1487u
Ba 389.178	72.0614	72.2983	72.7724
Be 313.042	0.6616	0.6691	0.6707
Ca 370.602	412.0	415.5	416.3
Cd 226.502	0.0380	0.0178	-0.0489
Co 228.615	5.4676	5.9347	5.8800
Cr 267.716	23.4380	23.7638	23.4878
Cu 324.754	11.1060	10.6260	10.6406
Fe 271.441	12873.7	12977.4	12978.5
K 766.491	1850.65	1872.78	1870.35
Mg 279.078	1805.32	1817.84	1819.82
Mn 257.610	292.324	296.071	294.486
Mo 202.032	-0.1200u	0.1618	0.2718
Na 330.237	72.7847u	165.351u	136.779u
Ni 231.604	14.1635	12.9824	13.0012
Pb 220.353	15.2097	14.9820	13.8977
Sb 206.834	1.2994	-2.2745u	-3.7773u
Se 196.026	-1.9881u	-2.2981u	-8.4381u
Sn 189.925	11.8389	12.0411	12.1870
Sr 216.596	4.1205	3.9848	3.7682
Ti 334.941	643.996	651.372	650.290
Tl 190.794	3.0414	2.0123	3.1659
V 292.401	34.9170	35.1792	35.1334
Zn 206.200	66.2734	64.2613	67.2626

Label	Sol'n Conc.	Units	SD	%RSD	Int. (c/s)
Ag 328.068	-0.1873	ppb	0.0979	52.3	-38.2411
Al 308.215	11194.1	ppb	59.8130	0.5	48577.6
As 188.980	4.8459	ppb	1.7801	36.7	-7.5155
B 249.678	0.4831	ppb	0.5602	116.0	91.5797
Ba 389.178	72.3773	ppb	0.3620	0.5	1685.89
Be 313.042	0.6672	ppb	0.0049	0.7	859.185
Ca 370.602	414.6	ppb	2.286	0.6	438.0
Cd 226.502	0.0023	ppb	0.0455	1980.8	69.4015
Co 228.615	5.7608	ppb	0.2553	4.4	95.7121
Cr 267.716	23.5632	ppb	0.1755	0.7	1236.89
Cu 324.754	10.7909	ppb	0.2730	2.5	749.850
Fe 271.441	12943.2	ppb	60.1865	0.5	23795.0
K 766.491	1864.59	ppb	12.1340	0.7	71751.7
Mg 279.078	1814.33	ppb	7.8589	0.4	4143.82
Mn 257.610	294.293	ppb	1.8810	0.6	24338.0
Mo 202.032	0.1046	ppb	0.2021	193.3	17.0148
Na 330.237	124.972	ppb	47.3994	37.9	61.7128
Ni 231.604	13.3824	ppb	0.6765	5.1	35.6577
Pb 220.353	14.6965	ppb	0.7011	4.8	61.5409
Sb 206.834	-1.5842	ppb	2.6078	164.6	5.8597
Se 196.026	-4.2414	ppb	3.6377	85.8	11.3323
Sn 189.925	12.0223	ppb	0.1748	1.5	0.8806
Sr 216.596	3.9578	ppb	0.1777	4.5	77.9194
Ti 334.941	648.553	ppb	3.9827	0.6	198441
Tl 190.794	2.7399	ppb	0.6331	23.1	-15.3542
V 292.401	35.0765	ppb	0.1401	0.4	1009.64
Zn 206.200	65.9324	ppb	1.5294	2.3	106.123

E05022013.wvq. All Data Report 5/3/2013, 3:45:46 PM

680-89634-b-2-aSD^5 (Samp) 5/3/2013, 4:32:28 AM Rack 3, Tube 34

Weight: 1

Volume: 1

Dilution: 1

Label	Replicates Concentration		
Ag 328.068	-0.3062u	-0.1916u	-0.2881u
Al 308.215	2310.29	2253.17	2240.36
As 188.980	5.1728	2.9548	2.2915
B 249.678	0.3794	0.5871	0.6598
Ba 389.178	15.5998	14.9933	14.9051
Be 313.042	0.1363	0.1319	0.1320
Ca 370.602	80.65	81.40	81.18
Cd 226.502	-0.0234	0.0378	0.0001
Co 228.615	1.9109	1.8062	1.5211
Cr 267.716	4.8822	4.7546	4.5883
Cu 324.754	1.8036	1.5445	2.0209
Fe 271.441	2691.00	2627.13	2601.79
K 766.491	388.529	382.229	382.445
Mg 279.078	378.391	369.679	366.076
Mn 257.610	61.1091	59.4388	59.5715
Mo 202.032	-0.3813u	-0.5491u	-0.0417u
Na 330.237	-113.163u	-18.6221u	79.7095
Ni 231.604	1.8487	3.1540	1.7740
Pb 220.353	2.1458	2.1028	4.7608
Sb 206.834	-1.7184u	-3.2401u	3.8013
Se 196.026	-10.2926u	-4.5756u	-5.9539u
Sn 189.925	2.4990	2.8386	2.2931
Sr 216.596	0.4455	0.5651	0.5950
Ti 334.941	134.470	131.246	130.892
Tl 190.794	4.6102	1.8910	6.1188
V 292.401	7.1384	6.9138	7.1113
Zn 206.200	14.6680	13.1216	12.9516

Label	Sol'n Conc.	Units	SD	%RSD	Int. (c/s)
Ag 328.068	-0.2619	ppb	0.0616	23.5	-45.3138
Al 308.215	2267.94	ppb	37.2319	1.6	9889.08
As 188.980	3.4730	ppb	1.5089	43.4	-8.2515
B 249.678	0.5421	ppb	0.1455	26.8	105.501
Ba 389.178	15.1660	ppb	0.3782	2.5	335.085
Be 313.042	0.1334	ppb	0.0025	1.9	-134.798
Ca 370.602	81.07	ppb	0.3824	0.5	101.6
Cd 226.502	0.0048	ppb	0.0309	641.3	35.0004
Co 228.615	1.7461	ppb	0.2017	11.6	28.0388
Cr 267.716	4.7417	ppb	0.1474	3.1	254.111
Cu 324.754	1.7897	ppb	0.2385	13.3	333.757
Fe 271.441	2639.97	ppb	45.9693	1.7	4941.55
K 766.491	384.401	ppb	3.5765	0.9	15007.8
Mg 279.078	371.382	ppb	6.3315	1.7	876.760
Mn 257.610	60.0398	ppb	0.9284	1.5	5073.82
Mo 202.032	-0.3240	ppb	0.2585	79.8	14.2350
Na 330.237	-17.3583	ppb	96.4422	555.6	61.8166
Ni 231.604	2.2589	ppb	0.7761	34.4	1.8676
Pb 220.353	3.0031	ppb	1.5223	50.7	37.8237
Sb 206.834	-0.3857	ppb	3.7050	960.5	6.7990
Se 196.026	-6.9407	ppb	2.9835	43.0	9.8391
Sn 189.925	2.5435	ppb	0.2754	10.8	-8.5462
Sr 216.596	0.5352	ppb	0.0791	14.8	29.9687
Ti 334.941	132.203	ppb	1.9714	1.5	40408.2
Tl 190.794	4.2067	ppb	2.1426	50.9	-12.8102
V 292.401	7.0545	ppb	0.1226	1.7	196.515
Zn 206.200	13.5804	ppb	0.9457	7.0	21.6761



E05022013.vvq. All Data Report 5/3/2013, 3:45:46 PM

**680-89634-b-2-aPDS (Samp) 5/3/2013, 4:37:55 AM Rack 3, Tube 35****Weight: 1****Volume: 1****Dilution: 1**

Label	Replicates Concentration		
Ag 328.068	45.5728	45.6316	45.4995
Al 308.215	12600.9	12630.3	12617.7
As 188.980	1917.54	1914.78	1928.52
B 249.678	939.384	943.522	949.327
Ba 389.178	2009.83	2017.11	2014.03
Be 313.042	48.9322	49.0655	49.0866
Ca 370.602	5179	5183	5182
Cd 226.502	48.4211	48.4316	48.1812
Co 228.615	501.755	500.109	499.519
Cr 267.716	216.143	215.911	216.115
Cu 324.754	255.645	258.630	256.054
Fe 271.441	13499.3	13531.9	13548.5
K 766.491	6846.73	6879.87	6858.05
Mg 279.078	6568.64	6560.45	6575.17
Mn 257.610	780.457	777.896	779.563
Mo 202.032	496.968	499.345	498.741
Na 330.237	4893.59	4834.48	4884.73
Ni 231.604	493.324	494.898	495.219
Pb 220.353	481.555	476.192	482.420
Sb 206.834	455.703	454.442	453.025
Se 196.026	1848.79	1838.96	1837.02
Sn 189.925	988.121	979.830	981.416
Sr 216.596	495.870	496.707	495.632
Ti 334.941	1586.95	1588.74	1588.49
Tl 190.794	1924.44	1931.98	1943.81
V 292.401	498.379	499.743	499.195
Zn 206.200	537.200	535.576	542.700

Label	Sol'n Conc.	Units	SD	%RSD	Int. (c/s)
Ag 328.068	45.5680	ppb	0.0662	0.1	3566.99
Al 308.215	12616.3	ppb	14.7268	0.1	54784.5
As 188.980	1920.28	ppb	7.2700	0.4	1158.40
B 249.678	944.077	ppb	4.9947	0.5	12336.7
Ba 389.178	2013.66	ppb	3.6563	0.2	46916.1
Be 313.042	49.0281	ppb	0.0837	0.2	90875.9
Ca 370.602	5182	ppb	2.021	0.0	15762
Cd 226.502	48.3446	ppb	0.1416	0.3	2002.21
Co 228.615	500.461	ppb	1.1587	0.2	6612.89
Cr 267.716	216.056	ppb	0.1267	0.1	11240.3
Cu 324.754	256.776	ppb	1.6182	0.6	12060.5
Fe 271.441	13526.6	ppb	25.0660	0.2	24948.6
K 766.491	6861.55	ppb	16.8453	0.2	263313
Mg 279.078	6568.09	ppb	7.3755	0.1	14914.5
Mn 257.610	779.305	ppb	1.3000	0.2	64209.0
Mo 202.032	498.351	ppb	1.2358	0.2	3962.46
Na 330.237	4870.93	ppb	31.8792	0.7	297.044
Ni 231.604	494.480	ppb	1.0146	0.2	1486.49
Pb 220.353	480.055	ppb	3.3740	0.7	1007.39
Sb 206.834	454.390	ppb	1.3395	0.3	550.731
Se 196.026	1841.59	ppb	6.3105	0.3	1003.08
Sn 189.925	983.122	ppb	4.4012	0.4	966.676
Sr 216.596	496.069	ppb	0.5648	0.1	6268.71
Ti 334.941	1588.06	ppb	0.9696	0.1	485991
Tl 190.794	1933.41	ppb	9.7626	0.5	2096.67
V 292.401	499.106	ppb	0.6859	0.1	14258.4
Zn 206.200	538.492	ppb	3.7334	0.7	858.289

E05022013.vvq. All Data Report 5/3/2013, 3:45:46 PM

**680-89634-b-2-b ms (Samp) 5/3/2013, 4:43:22 AM Rack 3, Tube 36****Weight: 1****Volume: 1****Dilution: 1**

Label	Replicates Concentration		
Ag 328.068	48.0914	48.6092	48.4262
Al 308.215	18810.1	18882.9	18832.8
As 188.980	102.443	97.9122	106.583
B 249.678	193.745	193.500	194.489
Ba 389.178	182.098	182.506	181.711
Be 313.042	50.8126	50.9478	50.8174
Ca 370.602	5260	5283	5263
Cd 226.502	49.2357	49.7155	49.8553
Co 228.615	57.1361	57.2794	57.6429
Cr 267.716	135.633	136.134	135.719
Cu 324.754	120.184	119.089	118.153
Fe 271.441	23211.4	23276.5	23180.3
K 766.491	7263.83	7264.54	7253.11
Mg 279.078	7369.06	7394.89	7363.66
Mn 257.610	914.961	915.384	911.339
Mo 202.032	95.1813	96.0998	95.1850
Na 330.237	4825.15	4858.21	4942.38
Ni 231.604	110.856	111.443	110.264
Pb 220.353	71.6019	71.7324	69.6665
Sb 206.834	41.8333	38.7583	41.9565
Se 196.026	85.5709	89.5826	87.4439
Sn 189.925	198.459	197.645	198.456
Sr 216.596	100.971	101.928	101.089
Ti 334.941	870.259	872.842	870.392
Tl 190.794	41.6961	41.5119	39.3155
V 292.401	144.511	145.448	144.777
Zn 206.200	194.340	197.623	197.270

Label	Sol'n Conc.	Units	SD	%RSD	Int. (c/s)
Ag 328.068	48.3756	ppb	0.2626	0.5	3806.18
Al 308.215	18841.9	ppb	37.2631	0.2	81733.8
As 188.980	102.313	ppb	4.3367	4.2	51.7298
B 249.678	193.911	ppb	0.5153	0.3	2588.70
Ba 389.178	182.105	ppb	0.3975	0.2	4271.34
Be 313.042	50.8593	ppb	0.0767	0.2	94362.7
Ca 370.602	5269	ppb	12.65	0.2	15129
Cd 226.502	49.6022	ppb	0.3250	0.7	2084.86
Co 228.615	57.3528	ppb	0.2613	0.5	777.308
Cr 267.716	135.829	ppb	0.2679	0.2	7076.07
Cu 324.754	119.142	ppb	1.0164	0.9	5732.44
Fe 271.441	23222.8	ppb	49.0964	0.2	42613.6
K 766.491	7260.49	ppb	6.4040	0.1	278606
Mg 279.078	7375.87	ppb	16.6947	0.2	16743.7
Mn 257.610	913.894	ppb	2.2230	0.2	75280.7
Mo 202.032	95.4887	ppb	0.5292	0.6	771.735
Na 330.237	4875.25	ppb	60.4441	1.2	302.521
Ni 231.604	110.854	ppb	0.5895	0.5	329.842
Pb 220.353	71.0003	ppb	1.1569	1.6	176.168
Sb 206.834	40.8494	ppb	1.8119	4.4	57.6196
Se 196.026	87.5325	ppb	2.0073	2.3	60.7837
Sn 189.925	198.187	ppb	0.4691	0.2	186.032
Sr 216.596	101.329	ppb	0.5216	0.5	1308.23
Ti 334.941	871.164	ppb	1.4546	0.2	266598
Tl 190.794	40.8412	ppb	1.3245	3.2	24.7937
V 292.401	144.912	ppb	0.4825	0.3	4145.78
Zn 206.200	196.411	ppb	1.8924	0.9	314.722

Cont Calib Verif (CCV) 5/3/2013, 4:48:48 AM Rack 3, Tube 37  
Weight: 1 Volume: 1 Dilution: 1

Label	Replicates Concentration		
Ag 328.068	476.272	482.858	478.421
Al 308.215	4721.94	4768.07	4759.21
As 188.980	471.035	469.234	478.188
B 249.678	495.355	494.782	494.320
Ba 389.178	4897.93	4928.51	4908.18
Be 313.042	489.572	492.691	491.499
Ca 370.602	4806	4843	4822
Cd 226.502	491.079	493.875	490.756
Co 228.615	500.316	502.544	498.704
Cr 267.716	4933.19	4963.88	4943.06
Cu 324.754	4998.79	4973.70	4940.31
Fe 271.441	4730.24	4757.53	4742.86
K 766.491	9868.06	9921.01	9845.16
Mg 279.078	4744.48	4778.60	4748.81
Mn 257.610	5008.29	4982.73	4935.14
Mo 202.032	481.600	486.798	486.148
Na 330.237	6902.93	7062.11	6759.31
Ni 231.604	2485.45	2504.14	2488.71
Pb 220.353	469.752	476.593	474.207
Sb 206.834	900.774	910.042	900.653
Se 196.026	4701.45	4685.55	4675.80
Sn 189.925	4764.86	4827.85	4771.41
Sr 216.596	2405.27	2421.66	2406.66
Ti 334.941	474.632	476.985	475.064
Tl 190.794	4810.19	4828.16	4810.44
V 292.401	4747.61	4771.14	4753.79
Zn 206.200	2460.22	2480.23	2465.78

Label	Sol'n Conc.	Units	SD	%RSD	Int. (c/s)	QC Value
Ag 328.068	479.184	ppb	3.3586	0.7	37859.1	95.83671
Al 308.215	4749.74	ppb	24.4785	0.5	20629.9	94.99481
As 188.980	472.819	ppb	4.7359	1.0	277.354	94.56379
B 249.678	494.819	ppb	0.5185	0.1	6517.43	19.79276Q
Ba 389.178	4911.54	ppb	15.5645	0.3	114402	98.23084
Be 313.042	491.254	ppb	1.5744	0.3	914705	98.25081
Ca 370.602	4824	ppb	18.57	0.4	15281	96.47500
Cd 226.502	491.903	ppb	1.7153	0.3	19687.1	98.38063
Co 228.615	500.521	ppb	1.9280	0.4	6596.11	100.10426
Cr 267.716	4946.71	ppb	15.6714	0.3	257068	98.93418
Cu 324.754	4970.93	ppb	29.3377	0.6	228622	99.41861
Fe 271.441	4743.54	ppb	13.6588	0.3	8920.62	94.87086
K 766.491	9878.08	ppb	38.9047	0.4	378953	98.78077
Mg 279.078	4757.30	ppb	18.5755	0.4	10736.0	95.14599
Mn 257.610	4975.39	ppb	37.1240	0.7	409015	99.50771
Mo 202.032	484.849	ppb	2.8326	0.6	3847.23	96.96976
Na 330.237	6908.12	ppb	151.469	2.2	399.659	92.10824
Ni 231.604	2492.77	ppb	9.9869	0.4	7512.38	99.71073
Pb 220.353	473.517	ppb	3.4725	0.7	995.788	94.70345
Sb 206.834	903.823	ppb	5.3862	0.6	1153.60	90.38232
Se 196.026	4687.60	ppb	12.9460	0.3	2533.18	93.75195
Sn 189.925	4788.04	ppb	34.6295	0.7	4750.79	95.76083
Sr 216.596	2411.20	ppb	9.0852	0.4	30432.3	96.44786
Ti 334.941	475.560	ppb	1.2528	0.3	145511	95.11208
Tl 190.794	4816.26	ppb	10.3054	0.2	5247.12	96.32527
V 292.401	4757.51	ppb	12.2000	0.3	136413	95.15026
Zn 206.200	2468.74	ppb	10.3293	0.4	3917.12	98.74964

E05022013.vvq. All Data Report 5/3/2013, 3:45:46 PM

Cont Calib Blank (CCB)                      5/3/2013, 4:54:15 AM                      Rack 3, Tube 38  
 Weight: 1    Volume: 1    Dilution: 1

Label	Replicates Concentration		
Ag 328.068	-0.1182u	0.3281	0.1361
Al 308.215	-0.8538u	0.8130	0.9462
As 188.980	4.7654	12.3885	6.0160
B 249.678	14.3513	13.0539	12.7156
Ba 389.178	0.9966	1.5382	1.3793
Be 313.042	0.0361	0.0389	0.0307
Ca 370.602	-5.132u	-5.584u	-5.678u
Cd 226.502	0.0565	0.1623	0.1120
Co 228.615	0.3310	0.8714	0.2936
Cr 267.716	0.2107	0.4015	0.3105
Cu 324.754	0.0366	0.8492	0.4960
Fe 271.441	-4.7457u	-3.7860u	-7.3986u
K 766.491	0.6968	1.0824	1.0913
Mg 279.078	0.5314	2.9929	0.5606
Mn 257.610	0.1803	0.1878	0.2998
Mo 202.032	-0.4480u	0.2613	0.3030
Na 330.237	-219.262u	21.2441	-20.0044u
Ni 231.604	0.9157	0.2021	0.9657
Pb 220.353	-1.6217u	-0.1789u	-3.2900u
Sb 206.834	5.7652	6.8714	3.5956
Se 196.026	-5.4961u	-7.3245u	-4.2288u
Sn 189.925	2.7428	0.8089	-0.3446u
Sr 216.596	0.0496	-0.3250u	-0.6552u
Ti 334.941	0.1921	0.1689	0.1752
Tl 190.794	3.0847	-0.6088u	3.9038
V 292.401	0.2672	0.2986	0.1896
Zn 206.200	0.3016	1.4026	1.3163

Label	Sol'n Conc.	Units	SD	%RSD	Int. (c/s)	QC Value
Ag 328.068	0.1153	ppb	0.2239	194.1	-15.7537	0.11532
Al 308.215	0.3018	ppb	1.0030	332.3	60.5293	0.30184
As 188.980	7.7233	ppb	4.0883	52.9	-5.6388	7.72329
B 249.678	13.3736	ppb	0.8634	6.5	275.406	13.37362
Ba 389.178	1.3047	ppb	0.2784	21.3	7.5447	1.30469
Be 313.042	0.0352	ppb	0.0042	11.8	-317.677	0.03524
Ca 370.602	-5.465	ppb	0.2915	5.3	12.38	-5.46464
Cd 226.502	0.1103	ppb	0.0529	48.0	30.3552	0.11028
Co 228.615	0.4987	ppb	0.3233	64.8	7.8100	0.49866
Cr 267.716	0.3076	ppb	0.0954	31.0	22.4786	0.30757
Cu 324.754	0.4606	ppb	0.4074	88.5	272.055	0.46060
Fe 271.441	-5.3101	ppb	1.8712	35.2	101.055	-5.31011
K 766.491	0.9568	ppb	0.2252	23.5	308.286	0.95680
Mg 279.078	1.3616	ppb	1.4128	103.8	38.9660	1.36165
Mn 257.610	0.2227	ppb	0.0670	30.1	154.655	0.22266
Mo 202.032	0.0388	ppb	0.4221	1088.8	17.2657	0.03877
Na 330.237	-72.6743	ppb	128.614	177.0	60.8618	-72.67429
Ni 231.604	0.6945	ppb	0.4272	61.5	-2.9132	0.69450
Pb 220.353	-1.6969	ppb	1.5569	91.8	28.2780	-1.69688
Sb 206.834	5.4107	ppb	1.6664	30.8	13.6562	5.41070
Se 196.026	-5.6831	ppb	1.5563	27.4	10.5037	-5.68313
Sn 189.925	1.0690	ppb	1.5600	145.9	-10.0127	1.06902
Sr 216.596	-0.3102	ppb	0.3526	113.7	18.0343	-0.31022
Ti 334.941	0.1788	ppb	0.0120	6.7	1.1621	0.17875
Tl 190.794	2.1266	ppb	2.4041	113.0	-14.8455	2.12656
V 292.401	0.2518	ppb	0.0561	22.3	-1.1069	0.25179
Zn 206.200	1.0068	ppb	0.6123	60.8	63.3753	1.00684

E05022013.wvq. All Data Report 5/3/2013, 3:45:46 PM

**680-89634-b-2-c msd (Samp) 5/3/2013, 4:59:43 AM Rack 3, Tube 39****Weight: 1****Volume: 1****Dilution: 1**

Label	Replicates Concentration		
Ag 328.068	48.5478	48.3607	47.4383
Al 308.215	15681.3	15553.0	15549.4
As 188.980	98.3806	105.360	109.473
B 249.678	186.724	187.612	187.524
Ba 389.178	166.724	166.407	166.389
Be 313.042	52.2770	52.0490	51.8365
Ca 370.602	5318	5300	5283
Cd 226.502	50.6591	50.6529	50.3581
Co 228.615	60.4586	60.1658	60.3591
Cr 267.716	215.767	215.498	214.701
Cu 324.754	123.669	124.451	122.866
Fe 271.441	21070.3	21011.2	20906.2
K 766.491	6657.40	6607.95	6582.72
Mg 279.078	7375.64	7370.95	7363.18
Mn 257.610	826.844	831.512	827.156
Mo 202.032	97.1690	95.9041	96.2084
Na 330.237	4898.28	4809.09	4959.59
Ni 231.604	119.379	121.051	118.910
Pb 220.353	62.5771	64.8500	62.4122
Sb 206.834	43.9888	43.8874	41.3171
Se 196.026	88.3156	88.8061	92.1751
Sn 189.925	199.313	203.161	201.614
Sr 216.596	103.076	102.494	103.056
Ti 334.941	676.517	673.968	670.250
Tl 190.794	40.3007	39.5676	42.8462
V 292.401	138.814	138.715	138.116
Zn 206.200	188.700	189.740	192.230

Label	Sol'n Conc.	Units	SD	%RSD	Int. (c/s)
Ag 328.068	48.1156	ppb	0.5940	1.2	3785.03
Al 308.215	15594.6	ppb	75.1541	0.5	67658.9
As 188.980	104.405	ppb	5.6076	5.4	53.0256
B 249.678	187.287	ppb	0.4892	0.3	2505.60
Ba 389.178	166.507	ppb	0.1881	0.1	3904.83
Be 313.042	52.0542	ppb	0.2203	0.4	96589.1
Ca 370.602	5301	ppb	17.59	0.3	15373
Cd 226.502	50.5567	ppb	0.1720	0.3	2115.45
Co 228.615	60.3278	ppb	0.1489	0.2	810.978
Cr 267.716	215.322	ppb	0.5544	0.3	11206.2
Cu 324.754	123.662	ppb	0.7925	0.6	5939.60
Fe 271.441	20995.9	ppb	83.1412	0.4	38539.5
K 766.491	6616.02	ppb	37.9906	0.6	253900
Mg 279.078	7369.92	ppb	6.2911	0.1	16732.3
Mn 257.610	828.504	ppb	2.6094	0.3	68261.4
Mo 202.032	96.4272	ppb	0.6602	0.7	779.303
Na 330.237	4888.99	ppb	75.6778	1.5	305.487
Ni 231.604	119.780	ppb	1.1256	0.9	356.706
Pb 220.353	63.2798	ppb	1.3623	2.2	160.486
Sb 206.834	43.0644	ppb	1.5141	3.5	61.1646
Se 196.026	89.7656	ppb	2.1010	2.3	61.9643
Sn 189.925	201.362	ppb	1.9363	1.0	189.190
Sr 216.596	102.875	ppb	0.3302	0.3	1326.49
Ti 334.941	673.578	ppb	3.1513	0.5	206128
Tl 190.794	40.9048	ppb	1.7208	4.2	25.1276
V 292.401	138.548	ppb	0.3776	0.3	3954.22
Zn 206.200	190.223	ppb	1.8138	1.0	304.375

E05022013.vvq. All Data Report 5/3/2013, 3:45:46 PM

680-89634-b-3-a (Samp) 5/3/2013, 5:05:10 AM Rack 3, Tube 40

Weight: 1

Volume: 1

Dilution: 1

Label	Replicates Concentration		
Ag 328.068	0.1368	-0.3591u	0.0304
Al 308.215	8644.59	8738.00	8738.25
As 188.980	4.9884	8.8667	7.5181
B 249.678	6.0134	6.5651	5.5214
Ba 389.178	55.6220	55.9873	54.9948
Be 313.042	0.7002	0.7149	0.7097
Ca 370.602	335.3u	336.1u	338.5u
Cd 226.502	-0.0380	0.1183	-0.0295
Co 228.615	5.0562	4.9380	5.1852
Cr 267.716	21.3946	21.6368	21.7639
Cu 324.754	10.2267	11.1122	10.1246
Fe 271.441	15103.5	15305.8	15357.5
K 766.491	1523.81	1541.06	1544.81
Mg 279.078	1633.03	1650.99	1663.92
Mn 257.610	126.346	128.125	130.060
Mo 202.032	0.0121u	0.7225	0.8095
Na 330.237	169.383u	235.584	309.930
Ni 231.604	5.7983	4.9503	6.0546
Pb 220.353	15.6207	15.4395	15.3495
Sb 206.834	-0.4736	-3.0853u	-1.0121u
Se 196.026	-5.6906u	-1.5226u	-5.1351u
Sn 189.925	11.5541	11.6692	12.4993
Sr 216.596	4.0071	3.8357	3.2730
Ti 334.941	581.295	588.398	591.071
Tl 190.794	0.8209u	2.2514	-0.3414u
V 292.401	48.2971	48.7366	49.0195
Zn 206.200	51.7299	51.8524	54.2757

Label	Sol'n Conc.	Units	SD	%RSD	Int. (c/s)
Ag 328.068	-0.0640	ppb	0.2611	408.1	-29.2231
Al 308.215	8706.95	ppb	54.0016	0.6	37797.4
As 188.980	7.1244	ppb	1.9689	27.6	-6.1524
B 249.678	6.0333	ppb	0.5221	8.7	160.638
Ba 389.178	55.5347	ppb	0.5019	0.9	1296.50
Be 313.042	0.7083	ppb	0.0074	1.0	935.051
Ca 370.602	336.7	ppb	1.680	0.5	-13.09
Cd 226.502	0.0169	ppb	0.0879	519.6	77.7669
Co 228.615	5.0598	ppb	0.1237	2.4	84.5699
Cr 267.716	21.5984	ppb	0.1876	0.9	1134.27
Cu 324.754	10.4878	ppb	0.5431	5.2	736.439
Fe 271.441	15255.6	ppb	134.252	0.9	28025.9
K 766.491	1536.56	ppb	11.2037	0.7	59176.4
Mg 279.078	1649.31	ppb	15.5101	0.9	3773.79
Mn 257.610	128.177	ppb	1.8576	1.4	10688.9
Mo 202.032	0.5147	ppb	0.4374	85.0	20.1101
Na 330.237	238.299	ppb	70.3128	29.5	67.4777
Ni 231.604	5.6011	ppb	0.5780	10.3	12.2459
Pb 220.353	15.4699	ppb	0.1381	0.9	63.0569
Sb 206.834	-1.5237	ppb	1.3790	90.5	5.9651
Se 196.026	-4.1161	ppb	2.2631	55.0	11.3489
Sn 189.925	11.9075	ppb	0.5157	4.3	0.7664
Sr 216.596	3.7053	ppb	0.3841	10.4	75.9451
Ti 334.941	586.922	ppb	5.0522	0.9	179579
Tl 190.794	0.9103	ppb	1.2987	142.7	-17.2044
V 292.401	48.6844	ppb	0.3640	0.7	1400.05
Zn 206.200	52.6193	ppb	1.4358	2.7	85.1769

E05022013.vvq. All Data Report 5/3/2013, 3:45:46 PM

680-89634-b-4-a (Samp) 5/3/2013, 5:10:48 AM Rack 3, Tube 41

Weight: 1

Volume: 1

Dilution: 1

Label	Replicates Concentration		
Ag 328.068	-0.2922u	-0.2165u	-0.5901u
Al 308.215	18971.7	19022.0	18896.1
As 188.980	7.5124	7.3035	2.9151
B 249.678	1.3851u	0.7500u	0.4814u
Ba 389.178	118.971	118.785	117.948
Be 313.042	1.8498	1.8621	1.8641
Ca 370.602	973.8	971.5	981.4
Cd 226.502	-0.1747	-0.2587	-0.2809
Co 228.615	8.7298	9.9671	8.9296
Cr 267.716	50.2688	50.2292	50.2802
Cu 324.754	45.8800	46.0779	46.0230
Fe 271.441	38179.2	38361.3	38292.0
K 766.491	3240.20	3263.28	3240.94
Mg 279.078	4298.37	4310.23	4311.88
Mn 257.610	349.452	352.937	354.850
Mo 202.032	-0.0686u	0.1894u	0.3588
Na 330.237	267.438u	285.413u	252.383u
Ni 231.604	12.3691	13.4747	12.6409
Pb 220.353	38.5630	41.7629	37.9846
Sb 206.834	-1.1257	-0.0394	-5.2481u
Se 196.026	-9.7406u	-6.1390u	-7.1967u
Sn 189.925	12.6050	10.9570	12.1068
Sr 216.596	8.4575	8.0615	8.1252
Ti 334.941	1432.08	1440.29	1437.67
Tl 190.794	4.3526	2.1898u	3.5574
V 292.401	128.919	129.733	129.155
Zn 206.200	155.928	157.190	157.809

Label	Sol'n Conc.	Units	SD	%RSD	Int. (c/s)
Ag 328.068	-0.3663	ppb	0.1975	53.9	-51.8112
Al 308.215	18963.3	ppb	63.3888	0.3	82250.5
As 188.980	5.9103	ppb	2.5960	43.9	-7.1152
B 249.678	0.8722	ppb	0.4641	53.2	64.2209
Ba 389.178	118.568	ppb	0.5448	0.5	2804.15
Be 313.042	1.8587	ppb	0.0077	0.4	3076.12
Ca 370.602	975.6	ppb	5.159	0.5	333.5
Cd 226.502	-0.2381	ppb	0.0560	23.5	144.760
Co 228.615	9.2088	ppb	0.6642	7.2	163.413
Cr 267.716	50.2594	ppb	0.0268	0.1	2631.73
Cu 324.754	45.9936	ppb	0.1022	0.2	2373.27
Fe 271.441	38277.5	ppb	91.9019	0.2	70151.8
K 766.491	3248.14	ppb	13.1179	0.4	124791
Mg 279.078	4306.82	ppb	7.3679	0.2	9797.21
Mn 257.610	352.413	ppb	2.7369	0.8	29145.7
Mo 202.032	0.1599	ppb	0.2153	134.7	15.8869
Na 330.237	268.411	ppb	16.5365	6.2	54.7463
Ni 231.604	12.8282	ppb	0.5761	4.5	34.5865
Pb 220.353	39.4368	ppb	2.0350	5.2	111.566
Sb 206.834	-2.1377	ppb	2.7479	128.5	6.2044
Se 196.026	-7.6921	ppb	1.8512	24.1	9.4407
Sn 189.925	11.8896	ppb	0.8452	7.1	0.7481
Sr 216.596	8.2147	ppb	0.2126	2.6	143.807
Ti 334.941	1436.68	ppb	4.1968	0.3	439656
Tl 190.794	3.3666	ppb	1.0939	32.5	-16.1115
V 292.401	129.269	ppb	0.4188	0.3	3729.88
Zn 206.200	156.976	ppb	0.9589	0.6	253.811

E05022013.vvq. All Data Report 5/3/2013, 3:45:46 PM

680-89634-b-5-a (Samp) 5/3/2013, 5:16:16 AM Rack 3, Tube 42

Weight: 1

Volume: 1

Dilution: 1

Label	Replicates Concentration		
Ag 328.068	-0.1723u	-0.3160u	0.1821
Al 308.215	45582.8	45592.0	45409.9
As 188.980	10.9314	3.8781	3.3456
B 249.678	-0.7479u	-1.0412u	-0.6897u
Ba 389.178	381.075	379.201	380.462
Be 313.042	3.4940	3.4878	3.4796
Ca 370.602	1413	1410	1414
Cd 226.502	-0.0852	-0.1739	-0.0316
Co 228.615	23.1945	23.0414	23.2274
Cr 267.716	92.9774	92.5407	92.4366
Cu 324.754	91.0361	93.4908	92.8716
Fe 271.441	55971.9	55894.0	55829.4
K 766.491	12023.2	12041.0	12029.7
Mg 279.078	13902.7	13882.5	13859.0
Mn 257.610	695.523	693.730	694.549
Mo 202.032	1.3471	1.0127	1.1279
Na 330.237	381.632u	396.478u	572.449u
Ni 231.604	35.9893	36.2992	35.9394
Pb 220.353	71.6850	74.1838	76.5401
Sb 206.834	-3.8519u	-4.1690u	-2.4638u
Se 196.026	-5.1246u	-7.3930u	-3.7389u
Sn 189.925	16.0900	16.8246	13.5223
Sr 216.596	17.0162	17.1780	16.8054
Ti 334.941	3251.45	3249.80	3250.73
Tl 190.794	2.4375u	3.5228u	7.3221
V 292.401	142.527	141.727	142.051
Zn 206.200	362.385	361.921	358.308

Label	Sol'n Conc.	Units	SD	%RSD	Int. (c/s)
Ag 328.068	-0.1020	ppb	0.2564	251.2	-29.5918
Al 308.215	45528.2	ppb	102.583	0.2	197392
As 188.980	6.0517	ppb	4.2343	70.0	-7.2014
B 249.678	-0.8263	ppb	0.1884	22.8	19.6844
Ba 389.178	380.246	ppb	0.9557	0.3	8948.66
Be 313.042	3.4872	ppb	0.0072	0.2	6111.13
Ca 370.602	1412	ppb	1.908	0.1	652.0
Cd 226.502	-0.0969	ppb	0.0719	74.2	209.524
Co 228.615	23.1545	ppb	0.0992	0.4	399.744
Cr 267.716	92.6516	ppb	0.2869	0.3	4844.90
Cu 324.754	92.4662	ppb	1.2766	1.4	4513.19
Fe 271.441	55898.4	ppb	71.3609	0.1	102397
K 766.491	12031.3	ppb	8.9988	0.1	461497
Mg 279.078	13881.4	ppb	21.8618	0.2	31497.3
Mn 257.610	694.601	ppb	0.8979	0.1	57310.0
Mo 202.032	1.1625	ppb	0.1699	14.6	22.8478
Na 330.237	450.186	ppb	106.142	23.6	43.2515
Ni 231.604	36.0759	ppb	0.1949	0.5	105.119
Pb 220.353	74.1363	ppb	2.4279	3.3	181.667
Sb 206.834	-3.4949	ppb	0.9069	25.9	5.5509
Se 196.026	-5.4188	ppb	1.8448	34.0	10.7194
Sn 189.925	15.4790	ppb	1.7339	11.2	4.3175
Sr 216.596	16.9999	ppb	0.1868	1.1	262.769
Ti 334.941	3250.66	ppb	0.8299	0.0	994859
Tl 190.794	4.4275	ppb	2.5649	57.9	-16.4746
V 292.401	142.102	ppb	0.4024	0.3	4125.86
Zn 206.200	360.871	ppb	2.2321	0.6	580.360



E05022013.vvq. All Data Report 5/3/2013, 3:45:46 PM

680-89634-b-6-a (Samp) 5/3/2013, 5:21:43 AM Rack 3, Tube 43

Weight: 1

Volume: 1

Dilution: 1

Label	Replicates Concentration		
Ag 328.068	0.0671	-0.3131u	0.3189
Al 308.215	31250.8	31181.4	31384.8
As 188.980	1.2040	6.6384	4.5843
B 249.678	-1.3493u	-1.4061u	-1.6633u
Ba 389.178	310.517	310.438	312.797
Be 313.042	4.2312	4.2160	4.2431
Ca 370.602	2995	2977	2999
Cd 226.502	-0.2774	-0.2614	-0.3652
Co 228.615	25.7457	25.8407	26.2877
Cr 267.716	65.9775	65.5023	66.0750
Cu 324.754	44.9962	46.1484	45.1940
Fe 271.441	44078.2	43886.3	44252.0
K 766.491	9662.97	9614.94	9704.40
Mg 279.078	11151.7	11110.0	11198.7
Mn 257.610	1760.00	1743.00	1767.72
Mo 202.032	0.4123	0.3981	0.9688
Na 330.237	245.963u	243.239u	230.977u
Ni 231.604	25.1685	23.4236	25.4062
Pb 220.353	37.8953	36.6267	38.2442
Sb 206.834	-2.8544u	1.1263	-2.4229u
Se 196.026	2.3243	-8.0013u	-12.1701u
Sn 189.925	13.3807	14.0527	16.6377
Sr 216.596	19.3723	20.0068	19.3731
Ti 334.941	2413.57	2402.75	2427.18
Tl 190.794	5.1684	5.6582	7.4534
V 292.401	105.753	105.713	106.294
Zn 206.200	198.651	199.897	199.218

Label	Sol'n Conc.	Units	SD	%RSD	Int. (c/s)
Ag 328.068	0.0243	ppb	0.3182	1309.3	-14.6342
Al 308.215	31272.3	ppb	103.407	0.3	135602
As 188.980	4.1422	ppb	2.7440	66.2	-8.2328
B 249.678	-1.4729	ppb	0.1673	11.4	26.3988
Ba 389.178	311.250	ppb	1.3396	0.4	7317.81
Be 313.042	4.2301	ppb	0.0136	0.3	7496.19
Ca 370.602	2990	ppb	11.71	0.4	6506
Cd 226.502	-0.3013	ppb	0.0559	18.5	161.724
Co 228.615	25.9580	ppb	0.2894	1.1	412.378
Cr 267.716	65.8516	ppb	0.3064	0.5	3452.72
Cu 324.754	45.4462	ppb	0.6161	1.4	2349.89
Fe 271.441	44072.2	ppb	182.939	0.4	80757.4
K 766.491	9660.77	ppb	44.7736	0.5	370622
Mg 279.078	11153.5	ppb	44.3831	0.4	25294.8
Mn 257.610	1756.91	ppb	12.6490	0.7	144587
Mo 202.032	0.5931	ppb	0.3255	54.9	19.0519
Na 330.237	240.060	ppb	7.9830	3.3	43.6153
Ni 231.604	24.6661	ppb	1.0825	4.4	70.4266
Pb 220.353	37.5887	ppb	0.8512	2.3	107.801
Sb 206.834	-1.3836	ppb	2.1844	157.9	7.4801
Se 196.026	-5.9490	ppb	7.4620	125.4	10.7547
Sn 189.925	14.6903	ppb	1.7196	11.7	3.5343
Sr 216.596	19.5841	ppb	0.3661	1.9	290.272
Ti 334.941	2414.50	ppb	12.2421	0.5	738944
Tl 190.794	6.0933	ppb	1.2031	19.7	-15.7785
V 292.401	105.920	ppb	0.3248	0.3	3073.42
Zn 206.200	199.255	ppb	0.6242	0.3	321.735

E05022013.vvq. All Data Report 5/3/2013, 3:45:46 PM

680-89634-b-7-a (Samp) 5/3/2013, 5:27:10 AM Rack 3, Tube 44

Weight: 1 Volume: 1 Dilution: 1

Label	Replicates Concentration		
Ag 328.068	-0.1524u	-0.0014u	-0.2518u
Al 308.215	14330.5	14326.7	14359.0
As 188.980	7.5112	5.9231	2.8566
B 249.678	1.2484u	1.2345u	1.5787u
Ba 389.178	123.848	124.391	125.338
Be 313.042	0.8439	0.8675	0.8595
Ca 370.602	1641	1641	1642
Cd 226.502	-0.2451	-0.2846	-0.0470
Co 228.615	6.5580	6.2255	6.5151
Cr 267.716	22.7397	23.0253	22.8494
Cu 324.754	64.7203	65.4843	66.6327
Fe 271.441	24993.2	25036.6	25131.1
K 766.491	2202.26	2213.35	2215.44
Mg 279.078	2334.05	2330.02	2333.34
Mn 257.610	233.201	233.850	234.851
Mo 202.032	0.7019	0.0643u	0.0880u
Na 330.237	285.874u	182.499u	347.161
Ni 231.604	6.4576	6.3200	4.5770
Pb 220.353	34.7252	33.5726	35.6990
Sb 206.834	-1.6775u	0.7033	-2.4996u
Se 196.026	-10.2646u	-8.7004u	-9.7559u
Sn 189.925	18.1568	17.1831	18.1163
Sr 216.596	27.3941	26.8300	27.2626
Ti 334.941	786.107	787.826	790.527
Tl 190.794	3.4078	4.4083	-0.0396u
V 292.401	43.0491	43.6725	43.6620
Zn 206.200	169.703	167.104	171.709

Label	Sol'n Conc.	Units	SD	%RSD	Int. (c/s)
Ag 328.068	-0.1352	ppb	0.1261	93.3	-35.4863
Al 308.215	14338.7	ppb	17.6541	0.1	62207.4
As 188.980	5.4303	ppb	2.3661	43.6	-7.2704
B 249.678	1.3539	ppb	0.1949	14.4	87.3784
Ba 389.178	124.526	ppb	0.7543	0.6	2918.93
Be 313.042	0.8570	ppb	0.0120	1.4	1212.96
Ca 370.602	1642	ppb	0.8304	0.1	3395
Cd 226.502	-0.1922	ppb	0.1273	66.2	102.261
Co 228.615	6.4328	ppb	0.1809	2.8	108.187
Cr 267.716	22.8715	ppb	0.1441	0.6	1203.94
Cu 324.754	65.6124	ppb	0.9626	1.5	3271.95
Fe 271.441	25053.6	ppb	70.4825	0.3	45954.0
K 766.491	2210.35	ppb	7.0806	0.3	85006.6
Mg 279.078	2332.47	ppb	2.1537	0.1	5321.18
Mn 257.610	233.967	ppb	0.8312	0.4	19393.8
Mo 202.032	0.2847	ppb	0.3615	126.9	17.7686
Na 330.237	271.844	ppb	83.2227	30.6	63.8428
Ni 231.604	5.7849	ppb	1.0483	18.1	13.0333
Pb 220.353	34.6656	ppb	1.0644	3.1	102.149
Sb 206.834	-1.1579	ppb	1.6635	143.7	6.6940
Se 196.026	-9.5737	ppb	0.7979	8.3	8.4255
Sn 189.925	17.8187	ppb	0.5508	3.1	6.6456
Sr 216.596	27.1622	ppb	0.2952	1.1	377.250
Ti 334.941	788.153	ppb	2.2284	0.3	241169
Tl 190.794	2.5922	ppb	2.3334	90.0	-16.0831
V 292.401	43.4612	ppb	0.3570	0.8	1253.07
Zn 206.200	169.505	ppb	2.3987	1.4	272.416

E05022013.vvq. All Data Report 5/3/2013, 3:45:46 PM

680-89634-b-14-a (Samp) 5/3/2013, 5:32:37 AM Rack 3, Tube 45

Weight: 1

Volume: 1

Dilution: 1

Label	Replicates Concentration		
Ag 328.068	-0.2410u	-0.0754u	-0.5953u
Al 308.215	12077.2	12187.0	12214.6
As 188.980	11.1620	3.6007	1.0962
B 249.678	-0.9150u	-1.0762u	-0.5644u
Ba 389.178	65.5422	65.0998	66.1990
Be 313.042	1.5985	1.5962	1.6035
Ca 370.602	401.7u	406.2u	407.2u
Cd 226.502	-0.3034	-0.2187	-0.1805
Co 228.615	6.4345	6.1483	6.3701
Cr 267.716	29.1215	28.6808	28.8136
Cu 324.754	45.3158	44.8104	44.5019
Fe 271.441	21114.7	21056.8	21108.0
K 766.491	2227.26	2222.96	2226.16
Mg 279.078	2234.24	2231.12	2235.62
Mn 257.610	432.148	430.346	431.972
Mo 202.032	0.5375	0.3192	0.3992
Na 330.237	101.070u	229.174u	-21.5573u
Ni 231.604	5.8004	5.9599	6.5134
Pb 220.353	19.6776	19.8179	20.7858
Sb 206.834	0.1418	-3.5579u	0.9064
Se 196.026	-3.1675u	-4.0071u	-8.0335u
Sn 189.925	11.5781	13.2039	11.8940
Sr 216.596	4.4314	4.7604	4.3964
Ti 334.941	772.890	770.857	773.320
Tl 190.794	3.5974	4.3905	-0.9514u
V 292.401	44.8697	44.3420	44.7644
Zn 206.200	67.1597	66.4471	67.6082

Label	Sol'n Conc.	Units	SD	%RSD	Int. (c/s)
Ag 328.068	-0.3039	ppb	0.2656	87.4	-46.7865
Al 308.215	12159.6	ppb	72.6432	0.6	52762.3
As 188.980	5.2863	ppb	5.2404	99.1	-7.3289
B 249.678	-0.8519	ppb	0.2616	30.7	63.8160
Ba 389.178	65.6136	ppb	0.5531	0.8	1541.00
Be 313.042	1.5994	ppb	0.0037	0.2	2595.68
Ca 370.602	405.0	ppb	2.934	0.7	-222.4
Cd 226.502	-0.2342	ppb	0.0629	26.9	87.3161
Co 228.615	6.3176	ppb	0.1501	2.4	106.375
Cr 267.716	28.8720	ppb	0.2261	0.8	1515.67
Cu 324.754	44.8760	ppb	0.4109	0.9	2318.09
Fe 271.441	21093.1	ppb	31.6875	0.2	38707.4
K 766.491	2225.46	ppb	2.2307	0.1	85585.7
Mg 279.078	2233.66	ppb	2.3079	0.1	5093.57
Mn 257.610	431.488	ppb	0.9937	0.2	35621.3
Mo 202.032	0.4187	ppb	0.1104	26.4	19.0413
Na 330.237	102.895	ppb	125.375	121.8	57.1505
Ni 231.604	6.0912	ppb	0.3742	6.1	13.8629
Pb 220.353	20.0938	ppb	0.6034	3.0	72.5028
Sb 206.834	-0.8366	ppb	2.3875	285.4	7.0468
Se 196.026	-5.0694	ppb	2.6011	51.3	10.9075
Sn 189.925	12.2253	ppb	0.8621	7.1	1.0822
Sr 216.596	4.5294	ppb	0.2008	4.4	89.1282
Ti 334.941	772.356	ppb	1.3160	0.2	236333
Tl 190.794	2.3455	ppb	2.8826	122.9	-16.4550
V 292.401	44.6587	ppb	0.2792	0.6	1286.83
Zn 206.200	67.0717	ppb	0.5855	0.9	108.809

E05022013.vvq. All Data Report 5/3/2013, 3:45:46 PM

680-89634-b-15-a (Samp) 5/3/2013, 5:38:04 AM Rack 3, Tube 46

Weight: 1

Volume: 1

Dilution: 1

Label	Replicates Concentration		
Ag 328.068	-0.1977u	-0.2528u	0.2171
Al 308.215	15251.1	15310.6	15141.9
As 188.980	3.4354	0.5092	2.9447
B 249.678	0.0796u	-1.1502u	-0.9470u
Ba 389.178	75.3550	75.6544	74.6987
Be 313.042	1.4472	1.4600	1.4414
Ca 370.602	393.5u	397.7	393.9u
Cd 226.502	0.0483	-0.2275	-0.3301
Co 228.615	5.8283	5.7593	6.6144
Cr 267.716	34.9853	34.7829	34.4746
Cu 324.754	17.2525	16.6824	16.6297
Fe 271.441	17694.5	17676.9	17515.1
K 766.491	2399.50	2397.55	2378.81
Mg 279.078	2541.27	2541.10	2523.39
Mn 257.610	329.948	326.313	325.678
Mo 202.032	0.6086	0.1732	0.4809
Na 330.237	245.991	120.292u	91.9564u
Ni 231.604	8.6547	8.3247	7.5914
Pb 220.353	19.2536	18.7781	18.6981
Sb 206.834	-3.3625u	0.1699	-2.5209u
Se 196.026	-4.3360u	-0.7510u	-6.5190u
Sn 189.925	9.9928	10.4827	12.5936
Sr 216.596	5.1088	4.6877	4.1711
Ti 334.941	814.521	814.380	807.846
Tl 190.794	1.0800u	0.5318u	0.9254u
V 292.401	44.3989	44.3449	44.1354
Zn 206.200	57.3512	57.5551	56.5504

Label	Sol'n Conc.	Units	SD	%RSD	Int. (c/s)
Ag 328.068	-0.0778	ppb	0.2568	330.1	-29.3992
Al 308.215	15234.5	ppb	85.5633	0.6	66090.1
As 188.980	2.2964	ppb	1.5671	68.2	-9.1144
B 249.678	-0.6725	ppb	0.6592	98.0	70.5835
Ba 389.178	75.2360	ppb	0.4888	0.6	1761.01
Be 313.042	1.4495	ppb	0.0095	0.7	2316.80
Ca 370.602	395.0	ppb	2.316	0.6	29.33
Cd 226.502	-0.1697	ppb	0.1957	115.3	78.2605
Co 228.615	6.0674	ppb	0.4750	7.8	104.419
Cr 267.716	34.7476	ppb	0.2572	0.7	1819.78
Cu 324.754	16.8548	ppb	0.3454	2.0	1029.66
Fe 271.441	17628.8	ppb	98.8726	0.6	32368.6
K 766.491	2391.96	ppb	11.4221	0.5	91968.5
Mg 279.078	2535.26	ppb	10.2739	0.4	5777.68
Mn 257.610	327.313	ppb	2.3042	0.7	27058.1
Mo 202.032	0.4209	ppb	0.2238	53.2	19.2475
Na 330.237	152.746	ppb	81.9857	53.7	60.5400
Ni 231.604	8.1903	ppb	0.5442	6.6	20.1125
Pb 220.353	18.9099	ppb	0.3003	1.6	70.1055
Sb 206.834	-1.9045	ppb	1.8451	96.9	5.7347
Se 196.026	-3.8687	ppb	2.9123	75.3	11.5312
Sn 189.925	11.0230	ppb	1.3820	12.5	-0.1134
Sr 216.596	4.6559	ppb	0.4697	10.1	89.0438
Ti 334.941	812.249	ppb	3.8135	0.5	248543
Tl 190.794	0.8457	ppb	0.2827	33.4	-17.7322
V 292.401	44.2930	ppb	0.1392	0.3	1276.61
Zn 206.200	57.1522	ppb	0.5311	0.9	92.6135

E05022013.vvq. All Data Report 5/3/2013, 3:45:46 PM

680-89634-b-16-a (Samp) 5/3/2013, 5:43:31 AM Rack 3, Tube 47

Weight: 1

Volume: 1

Dilution: 1

Label	Replicates Concentration		
Ag 328.068	-0.2438u	0.1759	-0.1239u
Al 308.215	8928.41	8972.33	9002.59
As 188.980	-0.7467u	6.9545	5.0497
B 249.678	-0.4442u	-0.1884u	-0.1761u
Ba 389.178	51.2355	52.1278	52.4746
Be 313.042	1.0395	1.0334	1.0405
Ca 370.602	310.0	309.6	309.1
Cd 226.502	0.0143	0.0468	0.0175
Co 228.615	5.4153	5.2646	5.9188
Cr 267.716	16.4440	16.6111	16.6711
Cu 324.754	7.9405	7.8834	7.5325
Fe 271.441	11663.4	11728.5	11775.7
K 766.491	1239.58	1244.10	1250.29
Mg 279.078	1097.67	1098.11	1101.23
Mn 257.610	381.911	381.480	383.578
Mo 202.032	0.4108	0.1031	0.3905
Na 330.237	-99.4236u	130.153u	-48.2013u
Ni 231.604	3.0404	3.5176	2.9617
Pb 220.353	10.4386	12.1954	13.6995
Sb 206.834	-1.1825u	0.0558	-1.0999u
Se 196.026	4.9245	-4.9793u	-6.2052u
Sn 189.925	11.2893	8.5502	10.7685
Sr 216.596	4.0838	4.0160	4.6273
Ti 334.941	387.410	388.791	390.669
Tl 190.794	0.9791u	-3.2425u	1.6207
V 292.401	26.2021	26.4464	26.7970
Zn 206.200	41.7522	43.8360	43.7996

Label	Sol'n Conc.	Units	SD	%RSD	Int. (c/s)
Ag 328.068	-0.0640	ppb	0.2162	338.0	-28.1170
Al 308.215	8967.77	ppb	37.3022	0.4	38928.1
As 188.980	3.7525	ppb	4.0111	106.9	-8.1700
B 249.678	-0.2696	ppb	0.1513	56.1	83.3590
Ba 389.178	51.9460	ppb	0.6392	1.2	1206.44
Be 313.042	1.0378	ppb	0.0038	0.4	1549.87
Ca 370.602	309.6	ppb	0.4639	0.1	155.6
Cd 226.502	0.0262	ppb	0.0179	68.3	66.2884
Co 228.615	5.5329	ppb	0.3426	6.2	85.0925
Cr 267.716	16.5754	ppb	0.1177	0.7	873.357
Cu 324.754	7.7855	ppb	0.2209	2.8	611.519
Fe 271.441	11722.5	ppb	56.3926	0.5	21561.2
K 766.491	1244.66	ppb	5.3733	0.4	47986.2
Mg 279.078	1099.00	ppb	1.9424	0.2	2520.69
Mn 257.610	382.323	ppb	1.1079	0.3	31568.8
Mo 202.032	0.3015	ppb	0.1721	57.1	18.6582
Na 330.237	-5.8240	ppb	120.512	2069.3	57.4776
Ni 231.604	3.1732	ppb	0.3008	9.5	4.8414
Pb 220.353	12.1112	ppb	1.6321	13.5	56.4251
Sb 206.834	-0.7422	ppb	0.6923	93.3	6.7601
Se 196.026	-2.0867	ppb	6.1028	292.5	12.5161
Sn 189.925	10.2027	ppb	1.4546	14.3	-0.9291
Sr 216.596	4.2424	ppb	0.3351	7.9	81.1285
Ti 334.941	388.956	ppb	1.6357	0.4	118990
Tl 190.794	-0.2143	ppb	2.6421	1233.1	-18.6659
V 292.401	26.4818	ppb	0.2990	1.1	758.607
Zn 206.200	43.1293	ppb	1.1927	2.8	69.6923

E05022013.wvq. All Data Report 5/3/2013, 3:45:46 PM

680-89634-b-17-a (Samp) 5/3/2013, 5:48:58 AM Rack 3, Tube 48

Weight: 1

Volume: 1

Dilution: 1

Label	Replicates Concentration		
Ag 328.068	-0.0912u	-0.4323u	-0.1431u
Al 308.215	19118.1	19150.9	19102.4
As 188.980	6.9081	9.7979	7.7515
B 249.678	-1.2828u	-1.3785u	-1.5424u
Ba 389.178	111.069	110.211	109.383
Be 313.042	2.7810	2.7785	2.7704
Ca 370.602	444.5u	442.2u	441.4u
Cd 226.502	-0.2810	-0.2461	-0.1887
Co 228.615	9.6210	9.0972	8.8242
Cr 267.716	77.4711	77.3637	77.1209
Cu 324.754	16.7654	16.7355	17.1504
Fe 271.441	30726.7	30739.8	30629.8
K 766.491	3662.05	3660.54	3649.44
Mg 279.078	3659.63	3652.84	3648.75
Mn 257.610	635.148	631.069	629.658
Mo 202.032	1.5593	1.7110	1.6364
Na 330.237	115.279u	314.210u	328.552u
Ni 231.604	10.5043	10.8820	9.8234
Pb 220.353	24.2944	24.0120	22.8107
Sb 206.834	-3.7173u	-1.2003	-4.1409u
Se 196.026	2.2781	-7.5626u	-6.8595u
Sn 189.925	22.3518	22.3180	24.9719
Sr 216.596	6.0018	6.1491	5.9775
Ti 334.941	1106.08	1104.71	1100.82
Tl 190.794	-0.4227u	-0.4607u	3.9322
V 292.401	75.9832	76.0229	75.3116
Zn 206.200	73.2750	74.4015	75.2989

Label	Sol'n Conc.	Units	SD	%RSD	Int. (c/s)
Ag 328.068	-0.2222	ppb	0.1838	82.7	-39.2424
Al 308.215	19123.8	ppb	24.7823	0.1	82947.2
As 188.980	8.1525	ppb	1.4861	18.2	-5.6799
B 249.678	-1.4013	ppb	0.1313	9.4	44.3639
Ba 389.178	110.221	ppb	0.8427	0.8	2597.30
Be 313.042	2.7766	ppb	0.0055	0.2	4788.16
Ca 370.602	442.7	ppb	1.582	0.4	-810.8
Cd 226.502	-0.2386	ppb	0.0466	19.5	119.454
Co 228.615	9.1808	ppb	0.4049	4.4	153.572
Cr 267.716	77.3186	ppb	0.1794	0.2	4037.35
Cu 324.754	16.8838	ppb	0.2314	1.4	1034.25
Fe 271.441	30698.8	ppb	60.1041	0.2	56284.2
K 766.491	3657.34	ppb	6.8854	0.2	140478
Mg 279.078	3653.74	ppb	5.4960	0.2	8309.88
Mn 257.610	631.959	ppb	2.8511	0.5	52108.6
Mo 202.032	1.6356	ppb	0.0759	4.6	28.0941
Na 330.237	252.680	ppb	119.209	47.2	59.4040
Ni 231.604	10.4033	ppb	0.5365	5.2	27.0962
Pb 220.353	23.7057	ppb	0.7879	3.3	79.8396
Sb 206.834	-3.0195	ppb	1.5896	52.6	5.2462
Se 196.026	-4.0480	ppb	5.4898	135.6	11.4907
Sn 189.925	23.2139	ppb	1.5226	6.6	12.0105
Sr 216.596	6.0428	ppb	0.0929	1.5	112.715
Ti 334.941	1103.87	ppb	2.7316	0.2	337799
Tl 190.794	1.0163	ppb	2.5254	248.5	-18.7523
V 292.401	75.7726	ppb	0.3997	0.5	2183.80
Zn 206.200	74.3251	ppb	1.0141	1.4	121.260

E05022013.wvq. All Data Report 5/3/2013, 3:45:46 PM

Cont Calib Verif (CCV) 5/3/2013, 5:54:25 AM Rack 3, Tube 49  
 Weight: 1 Volume: 1 Dilution: 1

Label	Replicates Concentration		
Ag 328.068	476.614	477.556	478.179
Al 308.215	4712.81	4741.84	4766.08
As 188.980	475.423	478.157	481.915
B 249.678	485.268	490.581	489.728
Ba 389.178	4896.51	4922.17	4917.08
Be 313.042	490.979	493.575	492.804
Ca 370.602	4799	4835	4838
Cd 226.502	492.311	494.665	492.359
Co 228.615	500.063	503.804	503.116
Cr 267.716	4935.87	4963.95	4952.42
Cu 324.754	4942.26	4897.06	4949.63
Fe 271.441	4735.36	4748.70	4759.03
K 766.491	9875.40	9906.89	9895.86
Mg 279.078	4732.56	4775.55	4771.98
Mn 257.610	5034.93	5038.10	4961.75
Mo 202.032	481.148	484.808	484.490
Na 330.237	6786.51	6865.74	6808.46
Ni 231.604	2488.17	2500.21	2495.39
Pb 220.353	473.765	475.979	468.898
Sb 206.834	900.233	900.312	908.572
Se 196.026	4674.05	4706.23	4675.53
Sn 189.925	4795.92	4826.46	4790.96
Sr 216.596	2403.31	2422.23	2416.86
Ti 334.941	474.903	476.418	475.628
Tl 190.794	4805.46	4832.09	4821.48
V 292.401	4749.44	4773.92	4767.19
Zn 206.200	2462.16	2476.43	2469.96

Label	Sol'n Conc.	Units	SD	%RSD	Int. (c/s)	QC Value
Ag 328.068	477.450	ppb	0.7883	0.2	37721.4	95.48993
Al 308.215	4740.24	ppb	26.6675	0.6	20588.6	94.80487
As 188.980	478.498	ppb	3.2595	0.7	280.811	95.69962
B 249.678	488.525	ppb	2.8534	0.6	6435.74	19.54102Q
Ba 389.178	4911.92	ppb	13.5841	0.3	114410	98.23835
Be 313.042	492.453	ppb	1.3335	0.3	916938	98.49052
Ca 370.602	4824	ppb	21.81	0.5	15281	96.47698
Cd 226.502	493.112	ppb	1.3456	0.3	19735.4	98.62231
Co 228.615	502.328	ppb	1.9912	0.4	6619.89	100.46556
Cr 267.716	4950.75	ppb	14.1105	0.3	257278	99.01490
Cu 324.754	4929.65	ppb	28.4635	0.6	226725	98.59298
Fe 271.441	4747.70	ppb	11.8645	0.2	8928.58	94.95396
K 766.491	9892.72	ppb	15.9796	0.2	379514	98.92715
Mg 279.078	4760.03	ppb	23.8570	0.5	10742.0	95.20062
Mn 257.610	5011.59	ppb	43.1951	0.9	411990	100.23186
Mo 202.032	483.482	ppb	2.0273	0.4	3836.39	96.69642
Na 330.237	6820.24	ppb	40.9048	0.6	395.069	90.93649
Ni 231.604	2494.59	ppb	6.0612	0.2	7517.87	99.78358
Pb 220.353	472.881	ppb	3.6227	0.8	994.494	94.57613
Sb 206.834	903.039	ppb	4.7919	0.5	1152.74	90.30389
Se 196.026	4685.27	ppb	18.1670	0.4	2531.93	93.70545
Sn 189.925	4804.45	ppb	19.2264	0.4	4767.11	96.08894
Sr 216.596	2414.14	ppb	9.7505	0.4	30469.4	96.56548
Ti 334.941	475.650	ppb	0.7579	0.2	145538	95.12998
Tl 190.794	4819.68	ppb	13.4088	0.3	5250.85	96.39358
V 292.401	4763.52	ppb	12.6447	0.3	136586	95.27032
Zn 206.200	2469.52	ppb	7.1409	0.3	3918.34	98.78072

E05022013.vvq. All Data Report 5/3/2013, 3:45:46 PM

Cont Calib Blank (CCB)                      5/3/2013, 5:59:52 AM                      Rack 3, Tube 50  
 Weight: 1    Volume: 1    Dilution: 1

Label	Replicates Concentration		
Ag 328.068	-0.2923u	-0.2791u	0.0390
Al 308.215	-1.1712u	-0.3656u	0.3072
As 188.980	7.7808	4.1616	4.6477
B 249.678	9.2804	8.7046	7.9169
Ba 389.178	0.9923	0.2270	0.5854
Be 313.042	0.0305	0.0315	0.0315
Ca 370.602	-5.071u	-3.009u	-0.6587u
Cd 226.502	0.2135	0.2267	0.0089
Co 228.615	0.5282	0.4923	0.6260
Cr 267.716	0.2101	0.4354	0.2565
Cu 324.754	-0.3168u	-0.0875u	0.0666
Fe 271.441	-1.7601u	-2.2721u	-1.6614u
K 766.491	0.9331	0.6159	1.1572
Mg 279.078	-1.1480u	-1.5812u	1.6807
Mn 257.610	0.2512	0.1737	0.1959
Mo 202.032	-0.1797u	0.3350	0.1568
Na 330.237	-22.7586u	-70.2893u	-5.7077u
Ni 231.604	-0.1364u	0.9888	0.3082
Pb 220.353	-1.1605u	-1.5625u	-2.3664u
Sb 206.834	4.8487	4.4830	1.5066
Se 196.026	-0.1846u	-3.1662u	-3.3705u
Sn 189.925	1.7154	-0.2234u	0.3661
Sr 216.596	-0.2884u	-0.1020u	-0.0005u
Ti 334.941	0.2224	0.2257	0.1344
Tl 190.794	1.3232	1.3039	1.9028
V 292.401	0.2414	0.3828	0.3000
Zn 206.200	0.5080	0.3043	0.7239

Label	Sol'n Conc.	Units	SD	%RSD	Int. (c/s)	QC Value
Ag 328.068	-0.1775	ppb	0.1876	105.7	-38.9376	-0.17745
Al 308.215	-0.4099	ppb	0.7402	180.6	57.4273	-0.40988
As 188.980	5.5301	ppb	1.9643	35.5	-6.9739	5.53006
B 249.678	8.6339	ppb	0.6845	7.9	213.889	8.63394
Ba 389.178	0.6016	ppb	0.3829	63.6	-8.8316	0.60155
Be 313.042	0.0312	ppb	0.0005	1.7	-325.247	0.03117
Ca 370.602	-2.913	ppb	2.208	75.8	20.19	-2.91292
Cd 226.502	0.1497	ppb	0.1221	81.6	31.9420	0.14970
Co 228.615	0.5488	ppb	0.0692	12.6	8.4767	0.54882
Cr 267.716	0.3007	ppb	0.1189	39.6	22.1211	0.30066
Cu 324.754	-0.1126	ppb	0.1929	171.4	245.716	-0.11256
Fe 271.441	-1.8979	ppb	0.3278	17.3	107.308	-1.89786
K 766.491	0.9021	ppb	0.2720	30.2	306.188	0.90206
Mg 279.078	-0.3495	ppb	1.7715	506.9	35.0877	-0.34951
Mn 257.610	0.2069	ppb	0.0399	19.3	153.361	0.20694
Mo 202.032	0.1040	ppb	0.2614	251.2	17.7825	0.10404
Na 330.237	-32.9185	ppb	33.4681	101.7	62.9272	-32.91848
Ni 231.604	0.3869	ppb	0.5667	146.5	-3.8407	0.38690
Pb 220.353	-1.6965	ppb	0.6140	36.2	28.2790	-1.69648
Sb 206.834	3.6127	ppb	1.8331	50.7	11.4907	3.61274
Se 196.026	-2.2404	ppb	1.7833	79.6	12.3532	-2.24043
Sn 189.925	0.6194	ppb	0.9939	160.5	-10.4598	0.61937
Sr 216.596	-0.1303	ppb	0.1461	112.1	20.3255	-0.13029
Ti 334.941	0.1942	ppb	0.0518	26.7	5.8678	0.19417
Tl 190.794	1.5100	ppb	0.3404	22.5	-15.5202	1.50998
V 292.401	0.3081	ppb	0.0711	23.1	0.5466	0.30807
Zn 206.200	0.5121	ppb	0.2998	41.0	35.5877	0.51207



E05022013.vvq. All Data Report 5/3/2013, 3:45:46 PM

680-89634-b-18-a (Samp) 5/3/2013, 6:05:19 AM Rack 3, Tube 51

Weight: 1

Volume: 1

Dilution: 1

Label	Replicates Concentration		
Ag 328.068	-0.0572u	0.1037	0.0524
Al 308.215	7181.65	7186.15	7165.50
As 188.980	2.9803	2.9047	-0.8615u
B 249.678	4.1974	3.1476	3.2968
Ba 389.178	37.6585	37.5194	37.1842
Be 313.042	1.1745	1.1773	1.1820
Ca 370.602	186.0u	191.0u	192.3u
Cd 226.502	0.0581	-0.0301	0.0532
Co 228.615	11.2541	11.4192	11.3504
Cr 267.716	23.9588	24.0599	23.8016
Cu 324.754	12.9451	13.2356	12.9527
Fe 271.441	12271.6	12334.2	12260.9
K 766.491	788.236	791.159	783.717
Mg 279.078	821.350	827.753	815.617
Mn 257.610	446.534	451.264	446.146
Mo 202.032	0.5781	1.1703	0.8607
Na 330.237	-133.835u	133.966	215.906
Ni 231.604	4.8311	3.9614	5.2537
Pb 220.353	10.6467	7.5992	11.4600
Sb 206.834	-1.7259u	-0.4310	0.0521
Se 196.026	-0.5375u	-1.1174u	0.0934
Sn 189.925	13.0913	9.4290	10.9505
Sr 216.596	2.7420	3.2342	2.7711
Ti 334.941	289.995	290.904	288.769
Tl 190.794	-0.2798u	2.6713	2.7587
V 292.401	25.5671	26.1498	25.9083
Zn 206.200	24.7567	24.9522	25.7910

Label	Sol'n Conc.	Units	SD	%RSD	Int. (c/s)
Ag 328.068	0.0330	ppb	0.0822	249.3	-20.0962
Al 308.215	7177.77	ppb	10.8559	0.2	31169.7
As 188.980	1.6745	ppb	2.1966	131.2	-9.4420
B 249.678	3.5473	ppb	0.5679	16.0	132.128
Ba 389.178	37.4541	ppb	0.2438	0.7	869.037
Be 313.042	1.1779	ppb	0.0038	0.3	1810.74
Ca 370.602	189.8	ppb	3.334	1.8	-290.5
Cd 226.502	0.0271	ppb	0.0496	183.1	68.3220
Co 228.615	11.3412	ppb	0.0830	0.7	158.580
Cr 267.716	23.9401	ppb	0.1302	0.5	1256.34
Cu 324.754	13.0445	ppb	0.1656	1.3	853.337
Fe 271.441	12288.9	ppb	39.5534	0.3	22598.4
K 766.491	787.704	ppb	3.7493	0.5	30468.6
Mg 279.078	821.573	ppb	6.0710	0.7	1891.18
Mn 257.610	447.982	ppb	2.8490	0.6	36964.1
Mo 202.032	0.8697	ppb	0.2962	34.1	23.1280
Na 330.237	72.0124	ppb	182.916	254.0	62.2438
Ni 231.604	4.6821	ppb	0.6589	14.1	9.4049
Pb 220.353	9.9020	ppb	2.0353	20.6	51.9689
Sb 206.834	-0.7016	ppb	0.9194	131.0	6.9048
Se 196.026	-0.5205	ppb	0.6056	116.3	13.3729
Sn 189.925	11.1570	ppb	1.8399	16.5	0.0199
Sr 216.596	2.9158	ppb	0.2761	9.5	64.5660
Ti 334.941	289.890	ppb	1.0713	0.4	88670.4
Tl 190.794	1.7167	ppb	1.7296	100.8	-16.6831
V 292.401	25.8751	ppb	0.2928	1.1	738.958
Zn 206.200	25.1666	ppb	0.5495	2.2	41.1233

E05022013.wvq. All Data Report 5/3/2013, 3:45:46 PM

680-89634-b-19-a (Samp) 5/3/2013, 6:10:58 AM Rack 3, Tube 52

Weight: 1

Volume: 1

Dilution: 1

Label	Replicates Concentration		
Ag 328.068	0.0149	-0.4676u	-0.1901u
Al 308.215	20408.7	20225.4	20268.7
As 188.980	10.7623	4.8904	8.3899
B 249.678	1.3203u	1.4078u	0.9955u
Ba 389.178	102.186	101.292	101.761
Be 313.042	1.3829	1.3822	1.3749
Ca 370.602	397.9u	397.0u	394.5u
Cd 226.502	-0.0801	-0.3644	-0.1492
Co 228.615	6.7497	6.5917	6.6299
Cr 267.716	43.9538	43.5247	43.4839
Cu 324.754	14.7368	14.1668	14.8599
Fe 271.441	18323.4	18213.0	18236.4
K 766.491	2201.16	2185.72	2185.49
Mg 279.078	2194.00	2186.68	2185.36
Mn 257.610	160.297	160.684	160.050
Mo 202.032	1.0034	1.3426	1.3667
Na 330.237	-91.9355u	182.153u	140.249u
Ni 231.604	9.5028	8.8624	9.1051
Pb 220.353	17.8732	15.7973	16.4433
Sb 206.834	-2.0724u	-1.3188u	-1.7519u
Se 196.026	-2.2670u	-10.8645u	-11.2964u
Sn 189.925	12.8654	10.4032	14.8200
Sr 216.596	5.4019	6.0602	5.9642
Ti 334.941	928.012	922.207	920.818
Tl 190.794	-0.1940u	0.5743u	2.6477
V 292.401	46.1434	45.9369	46.3226
Zn 206.200	43.9199	41.5197	42.0887

Label	Sol'n Conc.	Units	SD	%RSD	Int. (c/s)
Ag 328.068	-0.2143	ppb	0.2422	113.0	-41.0375
Al 308.215	20300.9	ppb	95.8367	0.5	88049.6
As 188.980	8.0142	ppb	2.9539	36.9	-5.6404
B 249.678	1.2412	ppb	0.2173	17.5	94.5931
Ba 389.178	101.746	ppb	0.4475	0.4	2378.45
Be 313.042	1.3800	ppb	0.0044	0.3	2187.58
Ca 370.602	396.5	ppb	1.759	0.4	-2.180
Cd 226.502	-0.1979	ppb	0.1483	74.9	79.2967
Co 228.615	6.6571	ppb	0.0824	1.2	115.457
Cr 267.716	43.6541	ppb	0.2603	0.6	2282.30
Cu 324.754	14.5878	ppb	0.3698	2.5	925.671
Fe 271.441	18257.6	ppb	58.1606	0.3	33519.2
K 766.491	2190.79	ppb	8.9838	0.4	84256.7
Mg 279.078	2188.68	ppb	4.6502	0.2	4993.27
Mn 257.610	160.344	ppb	0.3196	0.2	13336.7
Mo 202.032	1.2376	ppb	0.2031	16.4	25.6772
Na 330.237	76.8223	ppb	147.643	192.2	55.6427
Ni 231.604	9.1568	ppb	0.3233	3.5	23.0444
Pb 220.353	16.7046	ppb	1.0623	6.4	65.6057
Sb 206.834	-1.7144	ppb	0.3782	22.1	6.0734
Se 196.026	-8.1426	ppb	5.0930	62.5	9.1879
Sn 189.925	12.6962	ppb	2.2133	17.4	1.5506
Sr 216.596	5.8088	ppb	0.3556	6.1	103.875
Ti 334.941	923.679	ppb	3.8163	0.4	282644
Tl 190.794	1.0094	ppb	1.4700	145.6	-17.3140
V 292.401	46.1343	ppb	0.1930	0.4	1330.63
Zn 206.200	42.5094	ppb	1.2542	3.0	69.3329

E05022013.vvq. All Data Report 5/3/2013, 3:45:46 PM

680-89634-b-20-a (Samp) 5/3/2013, 6:16:26 AM Rack 3, Tube 53

Weight: 1

Volume: 1

Dilution: 1

Label	Replicates Concentration		
Ag 328.068	-0.0570u	-0.1753u	-0.3026u
Al 308.215	19945.9	19804.0	19823.2
As 188.980	4.3373	2.0867	3.6749
B 249.678	-0.1037u	-0.6593u	0.2931u
Ba 389.178	63.3641	64.5218	63.8749
Be 313.042	1.7762	1.7532	1.7554
Ca 370.602	382.6u	384.0u	380.1u
Cd 226.502	-0.3775	-0.3359	-0.2410
Co 228.615	9.7855	9.7469	9.5266
Cr 267.716	48.5062	47.9808	48.3052
Cu 324.754	7.9031	8.2316	8.3044
Fe 271.441	22019.4	21923.2	21919.6
K 766.491	905.362	901.681	900.532
Mg 279.078	1089.14	1083.36	1083.31
Mn 257.610	281.415	281.328	281.538
Mo 202.032	5.1180	4.9452	5.5419
Na 330.237	172.629u	77.5715u	-15.0509u
Ni 231.604	8.8366	9.8150	8.8475
Pb 220.353	15.6089	16.0805	15.5769
Sb 206.834	-2.9813u	-0.9222u	-0.9985u
Se 196.026	-5.1931u	-4.4690u	-7.6598u
Sn 189.925	11.3993	11.0453	18.1159
Sr 216.596	6.1852	6.0834	5.7384
Ti 334.941	765.390	762.851	762.047
Tl 190.794	2.3113	-1.3667u	-0.8272u
V 292.401	88.4740	88.5571	88.6869
Zn 206.200	27.7906	27.4767	28.2637

Label	Sol'n Conc.	Units	SD	%RSD	Int. (c/s)
Ag 328.068	-0.1783	ppb	0.1228	68.9	-37.3166
Al 308.215	19857.7	ppb	76.9701	0.4	86128.3
As 188.980	3.3663	ppb	1.1566	34.4	-8.5075
B 249.678	-0.1567	ppb	0.4784	305.4	71.7471
Ba 389.178	63.9202	ppb	0.5802	0.9	1499.86
Be 313.042	1.7616	ppb	0.0127	0.7	2896.46
Ca 370.602	382.2	ppb	2.010	0.5	-368.9
Cd 226.502	-0.3181	ppb	0.0699	22.0	86.7998
Co 228.615	9.6863	ppb	0.1397	1.4	150.305
Cr 267.716	48.2641	ppb	0.2651	0.5	2522.63
Cu 324.754	8.1463	ppb	0.2138	2.6	630.398
Fe 271.441	21954.1	ppb	56.5746	0.3	40283.6
K 766.491	902.525	ppb	2.5231	0.3	34870.4
Mg 279.078	1085.27	ppb	3.3527	0.3	2489.91
Mn 257.610	281.427	ppb	0.1059	0.0	23287.3
Mo 202.032	5.2017	ppb	0.3070	5.9	56.7895
Na 330.237	78.3834	ppb	93.8428	119.7	55.9842
Ni 231.604	9.1664	ppb	0.5617	6.1	23.1596
Pb 220.353	15.7554	ppb	0.2820	1.8	63.7939
Sb 206.834	-1.6340	ppb	1.1674	71.4	6.2654
Se 196.026	-5.7740	ppb	1.6729	29.0	10.4865
Sn 189.925	13.5202	ppb	3.9839	29.5	2.3699
Sr 216.596	6.0023	ppb	0.2342	3.9	107.904
Ti 334.941	763.430	ppb	1.7449	0.2	233596
Tl 190.794	0.0391	ppb	1.9862	5073.7	-18.7586
V 292.401	88.5727	ppb	0.1073	0.1	2547.45
Zn 206.200	27.8437	ppb	0.3962	1.4	4633587

E05022013.vvq. All Data Report 5/3/2013, 3:45:46 PM

**mb 680-275212/1-b (Samp)**      **5/3/2013, 6:22:04 AM**      **Rack 3, Tube 54**  
**Weight: 1**      **Volume: 1**      **Dilution: 1**

Label	Replicates Concentration		
Ag 328.068	0.3169	-0.2417u	-0.0599u
Al 308.215	1.2736	6.1351	3.3844
As 188.980	2.1018	4.7467	4.3288
B 249.678	2.5710	1.6817	1.6677
Ba 389.178	0.7152	0.3410	0.9904
Be 313.042	0.0015	0.0095	0.0072
Ca 370.602	-7.281u	-5.924u	-7.104u
Cd 226.502	0.1791	0.0293	0.0172
Co 228.615	0.7756	0.6967	-0.1163u
Cr 267.716	0.2572	0.2917	0.1099
Cu 324.754	-0.0207u	-0.0792u	-0.5688u
Fe 271.441	-0.0685u	4.8428	-0.2000u
K 766.491	0.8198	-0.0310u	0.6179
Mg 279.078	0.8520	4.3414	3.4329
Mn 257.610	-0.0581u	0.0080	-0.0287u
Mo 202.032	-0.2549u	-0.0941u	-0.0121u
Na 330.237	27.6422	141.365	-136.061u
Ni 231.604	0.4402	-0.3804u	-0.1209u
Pb 220.353	-1.4420u	0.1485	-1.3302u
Sb 206.834	-2.2919u	-0.5974u	-2.3610u
Se 196.026	-1.3795u	-3.0197u	-5.7439u
Sn 189.925	-0.3191u	0.7244	0.4114
Sr 216.596	-0.4124u	-0.8433u	-0.1194u
Ti 334.941	0.2344	0.3399	0.3165
Tl 190.794	2.5003	2.5332	1.3353
V 292.401	-0.3294u	0.1843	0.0552
Zn 206.200	1.1605	0.3699	0.3597

Label	Sol'n Conc.	Units	SD	%RSD	Int. (c/s)
Ag 328.068	0.0051	ppb	0.2849	5609.9	-24.4716
Al 308.215	3.5977	ppb	2.4378	67.8	74.7825
As 188.980	3.7258	ppb	1.4219	38.2	-8.0722
B 249.678	1.9735	ppb	0.5176	26.2	127.446
Ba 389.178	0.6822	ppb	0.3260	47.8	-6.9445
Be 313.042	0.0061	ppb	0.0041	67.5	-371.954
Ca 370.602	-6.770	ppb	0.7376	10.9	7.683
Cd 226.502	0.0752	ppb	0.0902	119.9	28.9777
Co 228.615	0.4520	ppb	0.4937	109.2	7.2135
Cr 267.716	0.2196	ppb	0.0966	44.0	17.9119
Cu 324.754	-0.2229	ppb	0.3010	135.0	240.645
Fe 271.441	1.5248	ppb	2.8742	188.5	113.550
K 766.491	0.4689	ppb	0.4445	94.8	289.583
Mg 279.078	2.8755	ppb	1.8103	63.0	42.4031
Mn 257.610	-0.0262	ppb	0.0331	126.3	134.211
Mo 202.032	-0.1204	ppb	0.1235	102.6	16.0057
Na 330.237	10.9821	ppb	139.461	1269.9	65.2037
Ni 231.604	-0.0204	ppb	0.4194	2061.0	-5.0688
Pb 220.353	-0.8746	ppb	0.8877	101.5	29.9525
Sb 206.834	-1.7501	ppb	0.9989	57.1	5.0253
Se 196.026	-3.3810	ppb	2.2045	65.2	11.7404
Sn 189.925	0.2722	ppb	0.5355	196.7	-10.8051
Sr 216.596	-0.4583	ppb	0.3641	79.4	16.1915
Ti 334.941	0.2969	ppb	0.0554	18.7	37.3250
Tl 190.794	2.1229	ppb	0.6823	32.1	-14.8495
V 292.401	-0.0299	ppb	0.2672	892.3	-9.1280
Zn 206.200	0.6301	ppb	0.4594	72.8	0.7762

E05022013.wvq. All Data Report 5/3/2013, 3:45:46 PM

ics 680-275212/2-b (Samp)      5/3/2013, 6:27:32 AM      Rack 3, Tube 55  
 Weight: 1      Volume: 1      Dilution: 1

Label	Replicates Concentration		
Ag 328.068	48.8897	48.9283	48.1969
Al 308.215	4790.67	4798.84	4760.74
As 188.980	102.651	103.840	102.997
B 249.678	187.520	190.164	189.282
Ba 389.178	99.7744	101.251	100.349
Be 313.042	50.3523	50.6488	50.1249
Ca 370.602	4724	4751	4697
Cd 226.502	50.5491	50.9870	50.5678
Co 228.615	50.9532	51.5349	51.5218
Cr 267.716	101.250	101.422	100.475
Cu 324.754	100.957	101.177	99.2575
Fe 271.441	4765.85	4770.76	4737.76
K 766.491	5055.66	5084.77	5055.47
Mg 279.078	4803.22	4828.28	4781.83
Mn 257.610	506.340	510.178	508.587
Mo 202.032	95.7260	96.6352	96.0510
Na 330.237	4592.42	4681.76	4620.84
Ni 231.604	99.5699	98.2091	98.3675
Pb 220.353	49.9153	47.6480	48.1605
Sb 206.834	37.8982	49.5334	46.4809
Se 196.026	86.2253	91.0260	90.5954
Sn 189.925	194.504	195.236	189.239
Sr 216.596	98.8223	97.4558	97.5992
Ti 334.941	95.2129	95.7589	94.9735
Tl 190.794	42.3180	43.3659	39.8888
V 292.401	97.3287	97.4250	96.4557
Zn 206.200	102.637	98.9764	98.2033

Label	Sol'n Conc.	Units	SD	%RSD	Int. (c/s)
Ag 328.068	48.6716	ppb	0.4116	0.8	3827.47
Al 308.215	4783.42	ppb	20.0632	0.4	20800.3
As 188.980	103.163	ppb	0.6113	0.6	52.4264
B 249.678	188.989	ppb	1.3461	0.7	2548.44
Ba 389.178	100.458	ppb	0.7442	0.7	2336.87
Be 313.042	50.3753	ppb	0.2627	0.5	93461.8
Ca 370.602	4724	ppb	27.07	0.6	14726
Cd 226.502	50.7013	ppb	0.2476	0.5	2066.81
Co 228.615	51.3366	ppb	0.3321	0.6	675.871
Cr 267.716	101.049	ppb	0.5042	0.5	5260.63
Cu 324.754	100.464	ppb	1.0505	1.0	4869.73
Fe 271.441	4758.12	ppb	17.8049	0.4	8826.36
K 766.491	5065.30	ppb	16.8636	0.3	194453
Mg 279.078	4804.45	ppb	23.2496	0.5	10920.8
Mn 257.610	508.368	ppb	1.9282	0.4	41930.8
Mo 202.032	96.1374	ppb	0.4607	0.5	777.971
Na 330.237	4631.67	ppb	45.6448	1.0	302.170
Ni 231.604	98.7155	ppb	0.7442	0.8	292.796
Pb 220.353	48.5746	ppb	1.1890	2.4	130.615
Sb 206.834	44.6375	ppb	6.0327	13.5	61.2547
Se 196.026	89.2822	ppb	2.6561	3.0	61.6501
Sn 189.925	192.993	ppb	3.2718	1.7	180.866
Sr 216.596	97.9591	ppb	0.7510	0.8	1257.00
Ti 334.941	95.3151	ppb	0.4025	0.4	29140.8
Tl 190.794	41.8576	ppb	1.7837	4.3	27.5716
V 292.401	97.0698	ppb	0.5340	0.6	2759.15
Zn 206.200	99.9388	ppb	2.3682	2.4	159.159

E05022013.wvq. All Data Report 5/3/2013, 3:45:46 PM

680-89706-a-5-d (Samp) 5/3/2013, 6:32:59 AM Rack 3, Tube 56

Weight: 1

Volume: 1

Dilution: 1

Label	Replicates Concentration		
Ag 328.068	-0.5030u	-0.3972u	-0.1197u
Al 308.215	1.9798	4.3635	4.7723
As 188.980	0.0409	2.7872	5.5567
B 249.678	210.982	211.385	210.821
Ba 389.178	140.139	140.735	140.758
Be 313.042	-0.0188	-0.0273u	-0.0228u
Ca 370.602	118948	118758	118280
Cd 226.502	-0.1280u	0.1814	-0.1657u
Co 228.615	0.4866	0.6798	0.9345
Cr 267.716	-0.0958u	0.1549	0.1554
Cu 324.754	0.7907	0.7094	0.7648
Fe 271.441	10.0989	16.0239	13.2436
K 766.491	6014.98	6017.85	5991.62
Mg 279.078	22253.2	22192.1	22170.9
Mn 257.610	1.9490	1.9006	1.8417
Mo 202.032	0.9091	1.2404	0.7649
Na 330.237	25338.6	25115.3	25089.4
Ni 231.604	2.4867	2.5477	0.5214
Pb 220.353	-1.0810u	3.7225	0.6249
Sb 206.834	-1.1956u	-1.1619u	-2.3711u
Se 196.026	-11.8453u	2.3776	-8.2850u
Sn 189.925	-1.9679u	-3.0941u	1.4073
Sr 216.596	510.438	509.507	507.709
Ti 334.941	-0.1235	-0.0174	-0.0963
Tl 190.794	1.6403	4.7608	-1.8020u
V 292.401	-0.5452u	-0.1539u	-0.0193u
Zn 206.200	4.3905	3.3267	4.0591

Label	Sol'n Conc.	Units	SD	%RSD	Int. (c/s)
Ag 328.068	-0.3400	ppb	0.1979	58.2	-76.3908
Al 308.215	3.7052	ppb	1.5081	40.7	75.3688
As 188.980	2.7949	ppb	2.7579	98.7	-7.6584
B 249.678	211.062	ppb	0.2905	0.1	2840.99
Ba 389.178	140.544	ppb	0.3510	0.2	3308.72
Be 313.042	-0.0230	ppb	0.0043	18.6	-389.844
Ca 370.602	118662	ppb	344.3	0.3	378001
Cd 226.502	-0.0374	ppb	0.1905	509.1	24.6635
Co 228.615	0.7003	ppb	0.2247	32.1	10.4392
Cr 267.716	0.0715	ppb	0.1449	202.6	10.7117
Cu 324.754	0.7549	ppb	0.0415	5.5	285.609
Fe 271.441	13.1221	ppb	2.9644	22.6	134.812
K 766.491	6008.15	ppb	14.3828	0.2	230597
Mg 279.078	22205.4	ppb	42.7161	0.2	50388.2
Mn 257.610	1.8971	ppb	0.0537	2.8	356.940
Mo 202.032	0.9715	ppb	0.2438	25.1	24.6534
Na 330.237	25181.1	ppb	137.019	0.5	1371.86
Ni 231.604	1.8520	ppb	1.1527	62.2	0.5777
Pb 220.353	1.0888	ppb	2.4351	223.6	33.9480
Sb 206.834	-1.5762	ppb	0.6886	43.7	5.2133
Se 196.026	-5.9176	ppb	7.4011	125.1	10.3784
Sn 189.925	-1.2182	ppb	2.3425	192.3	-12.2176
Sr 216.596	509.218	ppb	1.3871	0.3	6472.49
Ti 334.941	-0.0791	ppb	0.0551	69.7	29.3832
Tl 190.794	1.5330	ppb	3.2827	214.1	-15.5005
V 292.401	-0.2395	ppb	0.2732	114.1	-15.3140
Zn 206.200	3.9254	ppb	0.5443	13.9	60266

680-89706-a-5-dSD^5 (Samp) 5/3/2013, 6:38:26 AM Rack 3, Tube 57

Weight: 1 Volume: 1 Dilution: 1

Label	Replicates Concentration		
Ag 328.068	-0.0219u	-0.2772u	-0.0586u
Al 308.215	-2.4980u	1.5499	-0.2729u
As 188.980	2.6183	7.7314	4.8246
B 249.678	46.8545	45.7930	45.9309
Ba 389.178	27.5857	27.2375	27.6576
Be 313.042	-0.0021	-0.0080u	-0.0017
Ca 370.602	23205	23121	23124
Cd 226.502	0.2036	-0.0756u	0.1282
Co 228.615	0.6050	0.2530	0.2474
Cr 267.716	0.1033	-0.1298u	-0.1226u
Cu 324.754	-0.3493u	0.2879	-0.2496u
Fe 271.441	-7.9434u	1.0252	-4.0056u
K 766.491	1100.37	1097.08	1099.18
Mg 279.078	4407.15	4392.90	4381.63
Mn 257.610	0.4298	0.3196	0.2645
Mo 202.032	0.1320	-0.1253u	0.2146
Na 330.237	4633.77	4894.17	4739.42
Ni 231.604	-0.1796u	-1.0315u	-0.1262u
Pb 220.353	-2.0522u	-2.4246u	-1.0435u
Sb 206.834	-4.3913u	0.9890	2.7471
Se 196.026	-5.0010u	3.7944	-7.1791u
Sn 189.925	-1.3536u	-0.1074u	-2.4404u
Sr 216.596	103.040	101.909	102.102
Ti 334.941	0.0524	-0.0086	0.0465
Tl 190.794	0.9853	1.5881	2.2461
V 292.401	0.2721	-0.0102u	-0.1251u
Zn 206.200	0.2027	0.4738	1.0438

Label	Sol'n Conc.	Units	SD	%RSD	Int. (c/s)
Ag 328.068	-0.1192	ppb	0.1381	115.8	-39.2864
Al 308.215	-0.4070	ppb	2.0273	498.1	57.4429
As 188.980	5.0581	ppb	2.5646	50.7	-7.0698
B 249.678	46.1928	ppb	0.5772	1.2	701.332
Ba 389.178	27.4936	ppb	0.2247	0.8	629.008
Be 313.042	-0.0039	ppb	0.0035	90.3	-383.446
Ca 370.602	23150	ppb	47.79	0.2	73770
Cd 226.502	0.0854	ppb	0.1444	169.1	29.3963
Co 228.615	0.3685	ppb	0.2049	55.6	6.1026
Cr 267.716	-0.0497	ppb	0.1326	266.8	4.0064
Cu 324.754	-0.1037	ppb	0.3428	330.6	246.126
Fe 271.441	-3.6413	ppb	4.4954	123.5	104.087
K 766.491	1098.88	ppb	1.6648	0.2	42397.5
Mg 279.078	4393.89	ppb	12.7877	0.3	9999.35
Mn 257.610	0.3380	ppb	0.0842	24.9	176.921
Mo 202.032	0.0738	ppb	0.1773	240.3	17.5435
Na 330.237	4755.79	ppb	130.971	2.8	311.529
Ni 231.604	-0.4457	ppb	0.5079	114.0	-6.3518
Pb 220.353	-1.8401	ppb	0.7146	38.8	27.9869
Sb 206.834	-0.2184	ppb	3.7192	1702.8	6.8653
Se 196.026	-2.7952	ppb	5.8097	207.8	12.0552
Sn 189.925	-1.3005	ppb	1.1674	89.8	-12.3556
Sr 216.596	102.350	ppb	0.6049	0.6	1318.42
Ti 334.941	0.0301	ppb	0.0336	111.8	-23.1338
Tl 190.794	1.6065	ppb	0.6306	39.3	-15.4152
V 292.401	0.0456	ppb	0.2044	448.1	-6.9632
Zn 206.200	0.5734	ppb	0.4293	74.8	0.6862

E05022013.wvq. All Data Report 5/3/2013, 3:45:46 PM

**680-89706-a-5-dPDS (Samp) 5/3/2013, 6:43:53 AM Rack 3, Tube 58****Weight: 1****Volume: 1****Dilution: 1**

Label	Replicates Concentration		
Ag 328.068	48.8293	47.6458	48.2698
Al 308.215	1945.30	1945.66	1942.60
As 188.980	2035.33	2037.12	2020.38
B 249.678	1179.73	1187.09	1189.85
Ba 389.178	2138.84	2142.17	2138.28
Be 313.042	49.3376	49.3975	49.3530
Ca 370.602	120967	120993	120746
Cd 226.502	49.4314	49.4568	49.7388
Co 228.615	507.825	506.737	502.575
Cr 267.716	198.741	199.363	198.573
Cu 324.754	256.365	253.536	255.788
Fe 271.441	959.060	965.681	963.999
K 766.491	11767.1	11757.8	11753.8
Mg 279.078	26812.6	26817.8	26795.4
Mn 257.610	502.972	504.212	505.382
Mo 202.032	505.281	503.989	504.361
Na 330.237	29972.7	30065.9	29715.2
Ni 231.604	495.197	493.537	491.292
Pb 220.353	475.188	475.548	476.470
Sb 206.834	479.444	479.645	480.673
Se 196.026	1933.68	1934.19	1927.51
Sn 189.925	988.936	988.027	990.200
Sr 216.596	995.048	992.533	990.812
Ti 334.941	966.180	967.381	966.970
Tl 190.794	1969.11	1974.61	1985.06
V 292.401	477.105	477.737	477.291
Zn 206.200	482.069	491.393	491.319

Label	Sol'n Conc.	Units	SD	%RSD	Int. (c/s)
Ag 328.068	48.2483	ppb	0.5921	1.2	3753.81
Al 308.215	1944.52	ppb	1.6761	0.1	8530.51
As 188.980	2030.94	ppb	9.1893	0.5	1226.85
B 249.678	1185.56	ppb	5.2336	0.4	15486.7
Ba 389.178	2139.76	ppb	2.1017	0.1	49888.5
Be 313.042	49.3627	ppb	0.0311	0.1	91534.0
Ca 370.602	120902	ppb	135.8	0.1	385253
Cd 226.502	49.5423	ppb	0.1706	0.3	2008.08
Co 228.615	505.712	ppb	2.7707	0.5	6663.85
Cr 267.716	198.892	ppb	0.4164	0.2	10343.1
Cu 324.754	255.230	ppb	1.4948	0.6	11986.5
Fe 271.441	962.913	ppb	3.4411	0.4	1960.85
K 766.491	11759.6	ppb	6.7977	0.1	451081
Mg 279.078	26808.6	ppb	11.7109	0.0	60817.1
Mn 257.610	504.188	ppb	1.2052	0.2	41647.7
Mo 202.032	504.544	ppb	0.6647	0.1	4012.23
Na 330.237	29917.9	ppb	181.641	0.6	1606.30
Ni 231.604	493.342	ppb	1.9602	0.4	1482.75
Pb 220.353	475.735	ppb	0.6611	0.1	998.686
Sb 206.834	479.920	ppb	0.6590	0.1	580.862
Se 196.026	1931.79	ppb	3.7215	0.2	1051.49
Sn 189.925	989.054	ppb	1.0916	0.1	972.644
Sr 216.596	992.798	ppb	2.1301	0.2	12554.8
Ti 334.941	966.844	ppb	0.6108	0.1	295970
Tl 190.794	1976.26	ppb	8.1038	0.4	2144.69
V 292.401	477.378	ppb	0.3247	0.1	13623.0
Zn 206.200	488.260	ppb	5.3622	1.1	776.968



E05022013.vvq. All Data Report 5/3/2013, 3:45:46 PM

680-89706-a-5-e ms (Samp) 5/3/2013, 6:49:20 AM Rack 3, Tube 59

Weight: 1

Volume: 1

Dilution: 1

Label	Replicates Concentration		
Ag 328.068	50.1936	50.6182	50.2795
Al 308.215	4959.23	4950.22	4966.81
As 188.980	102.956	105.528	107.778
B 249.678	424.687	424.698	423.900
Ba 389.178	241.637	240.854	241.777
Be 313.042	50.6337	50.5651	50.6251
Ca 370.602	124519	124457	124340
Cd 226.502	50.6284	50.4219	50.0656
Co 228.615	50.8417	51.1067	50.5636
Cr 267.716	100.924	100.896	100.566
Cu 324.754	103.449	103.665	104.453
Fe 271.441	4758.18	4757.24	4766.76
K 766.491	11785.2	11774.6	11828.0
Mg 279.078	27380.7	27372.0	27340.6
Mn 257.610	507.693	508.704	507.073
Mo 202.032	98.5343	99.3238	98.8773
Na 330.237	30703.2	30656.1	30462.8
Ni 231.604	101.458	100.816	101.321
Pb 220.353	46.7242	49.3889	46.8469
Sb 206.834	50.6769	44.2954	49.3528
Se 196.026	89.9673	93.0890	89.4970
Sn 189.925	192.896	192.093	191.702
Sr 216.596	602.477	601.976	603.514
Ti 334.941	95.3547	95.2407	95.2148
Tl 190.794	44.5057	37.1673	39.2336
V 292.401	96.8679	97.1347	96.8548
Zn 206.200	101.283	100.330	101.427

Label	Sol'n Conc.	Units	SD	%RSD	Int. (c/s)
Ag 328.068	50.3638	ppb	0.2245	0.4	3937.09
Al 308.215	4958.75	ppb	8.3100	0.2	21560.5
As 188.980	105.421	ppb	2.4124	2.3	54.7889
B 249.678	424.428	ppb	0.4577	0.1	5603.98
Ba 389.178	241.423	ppb	0.4978	0.2	5679.12
Be 313.042	50.6080	ppb	0.0374	0.1	93931.6
Ca 370.602	124439	ppb	90.95	0.1	396053
Cd 226.502	50.3720	ppb	0.2847	0.6	2053.80
Co 228.615	50.8374	ppb	0.2716	0.5	669.217
Cr 267.716	100.795	ppb	0.1988	0.2	5247.95
Cu 324.754	103.856	ppb	0.5287	0.5	5025.64
Fe 271.441	4760.73	ppb	5.2499	0.1	8831.04
K 766.491	11795.9	ppb	28.2759	0.2	452475
Mg 279.078	27364.4	ppb	21.0852	0.1	62077.1
Mn 257.610	507.823	ppb	0.8232	0.2	41951.6
Mo 202.032	98.9118	ppb	0.3959	0.4	799.947
Na 330.237	30607.3	ppb	127.411	0.4	1650.66
Ni 231.604	101.198	ppb	0.3383	0.3	300.283
Pb 220.353	47.6533	ppb	1.5043	3.2	128.740
Sb 206.834	48.1084	ppb	3.3678	7.0	65.3971
Se 196.026	90.8511	ppb	1.9523	2.1	62.4933
Sn 189.925	192.231	ppb	0.6088	0.3	180.178
Sr 216.596	602.656	ppb	0.7843	0.1	7650.38
Ti 334.941	95.2701	ppb	0.0744	0.1	29235.8
Tl 190.794	40.3022	ppb	3.7841	9.4	25.8653
V 292.401	96.9525	ppb	0.1579	0.2	2755.34
Zn 206.200	101.013	ppb	0.5959	0.6	160.872

E05022013.wvq. All Data Report 5/3/2013, 3:45:46 PM

680-89706-a-5-f msd (Samp) 5/3/2013, 6:54:47 AM Rack 3, Tube 60

Weight: 1

Volume: 1

Dilution: 1

Label	Replicates Concentration		
Ag 328.068	51.1454	50.8878	51.1652
Al 308.215	5002.97	5008.25	4994.46
As 188.980	112.082	110.960	109.020
B 249.678	420.853	420.906	422.765
Ba 389.178	243.415	243.567	243.242
Be 313.042	51.0256	51.0823	50.9995
Ca 370.602	125002	125144	124665
Cd 226.502	50.6004	50.8136	50.4796
Co 228.615	51.3830	50.7797	51.2639
Cr 267.716	101.834	101.435	101.642
Cu 324.754	107.466	105.559	104.639
Fe 271.441	4794.22	4798.99	4784.50
K 766.491	11857.8	11842.9	11848.8
Mg 279.078	27527.2	27513.5	27447.9
Mn 257.610	511.031	510.817	513.453
Mo 202.032	99.6466	99.6613	100.573
Na 330.237	30847.6	30696.6	30727.8
Ni 231.604	102.536	100.486	102.429
Pb 220.353	47.1288	45.9111	47.3246
Sb 206.834	45.0703	49.7709	51.6095
Se 196.026	95.4132	90.3439	90.4864
Sn 189.925	195.431	192.157	194.334
Sr 216.596	605.276	606.204	606.483
Ti 334.941	95.5560	95.6984	95.9258
Tl 190.794	39.0290	39.4330	42.0330
V 292.401	98.2052	98.1366	97.4919
Zn 206.200	105.230	104.441	106.738

Label	Sol'n Conc.	Units	SD	%RSD	Int. (c/s)
Ag 328.068	51.0661	ppb	0.1548	0.3	3992.58
Al 308.215	5001.90	ppb	6.9579	0.1	21747.6
As 188.980	110.687	ppb	1.5490	1.4	57.9980
B 249.678	421.508	ppb	1.0891	0.3	5566.04
Ba 389.178	243.408	ppb	0.1624	0.1	5725.75
Be 313.042	51.0358	ppb	0.0424	0.1	94728.6
Ca 370.602	124937	ppb	246.0	0.2	397638
Cd 226.502	50.6312	ppb	0.1691	0.3	2064.27
Co 228.615	51.1422	ppb	0.3195	0.6	673.203
Cr 267.716	101.637	ppb	0.1993	0.2	5291.72
Cu 324.754	105.888	ppb	1.4419	1.4	5119.04
Fe 271.441	4792.57	ppb	7.3859	0.2	8889.36
K 766.491	11849.8	ppb	7.5095	0.1	454541
Mg 279.078	27496.2	ppb	42.3840	0.2	62375.9
Mn 257.610	511.767	ppb	1.4641	0.3	42276.1
Mo 202.032	99.9604	ppb	0.5307	0.5	808.248
Na 330.237	30757.3	ppb	79.6856	0.3	1658.40
Ni 231.604	101.817	ppb	1.1543	1.1	302.150
Pb 220.353	46.7882	ppb	0.7659	1.6	126.979
Sb 206.834	48.8169	ppb	3.3724	6.9	66.2503
Se 196.026	92.0812	ppb	2.8865	3.1	63.1553
Sn 189.925	193.974	ppb	1.6668	0.9	181.913
Sr 216.596	605.988	ppb	0.6315	0.1	7692.51
Ti 334.941	95.7267	ppb	0.1865	0.2	29376.2
Tl 190.794	40.1650	ppb	1.6303	4.1	25.7067
V 292.401	97.9446	ppb	0.3936	0.4	2783.63
Zn 206.200	105.470	ppb	1.1672	1.1	167.971

E05022013.vvq. All Data Report 5/3/2013, 3:45:46 PM

Cont Calib Verif (CCV) 5/3/2013, 7:00:15 AM Rack 4, Tube 1  
 Weight: 1 Volume: 1 Dilution: 1

Label	Replicates Concentration		
Ag 328.068	476.859	475.753	483.299
Al 308.215	4788.91	4777.45	4792.16
As 188.980	481.627	478.370	465.420
B 249.678	498.229	496.982	502.689
Ba 389.178	4931.49	4915.32	4942.45
Be 313.042	494.040	493.771	495.351
Ca 370.602	4850	4839	4852
Cd 226.502	493.962	492.081	494.479
Co 228.615	502.642	503.013	503.353
Cr 267.716	4963.78	4944.08	4974.01
Cu 324.754	4895.21	4919.52	5086.55
Fe 271.441	4764.01	4758.06	4775.71
K 766.491	9896.02	9870.60	9911.84
Mg 279.078	4789.49	4765.43	4791.93
Mn 257.610	4938.94	4923.88	4968.65
Mo 202.032	487.672	486.314	487.717
Na 330.237	6970.25	7048.63	7007.95
Ni 231.604	2503.34	2498.53	2501.83
Pb 220.353	476.406	473.523	472.022
Sb 206.834	904.045	897.462	909.484
Se 196.026	4726.84	4702.58	4716.47
Sn 189.925	4832.50	4831.74	4860.73
Sr 216.596	2424.14	2411.41	2424.08
Ti 334.941	476.267	474.927	477.134
Tl 190.794	4819.28	4796.60	4834.02
V 292.401	4770.45	4759.70	4779.73
Zn 206.200	2483.25	2468.07	2471.78

Label	Sol'n Conc.	Units	SD	%RSD	Int. (c/s)	QC Value
Ag 328.068	478.637	ppb	4.0751	0.9	37816.0	95.72739
Al 308.215	4786.17	ppb	7.7258	0.2	20787.8	95.72349
As 188.980	475.139	ppb	8.5729	1.8	278.765	95.02782
B 249.678	499.300	ppb	3.0008	0.6	6575.56	19.97200Q
Ba 389.178	4929.75	ppb	13.6490	0.3	114826	98.59510
Be 313.042	494.387	ppb	0.8452	0.2	920542	98.87749
Ca 370.602	4847	ppb	7.382	0.2	15355	96.94296
Cd 226.502	493.507	ppb	1.2618	0.3	19751.3	98.70144
Co 228.615	503.002	ppb	0.3555	0.1	6628.71	100.60047
Cr 267.716	4960.62	ppb	15.2131	0.3	257791	99.21248
Cu 324.754	4967.09	ppb	104.166	2.1	228446	99.34183
Fe 271.441	4765.92	ppb	8.9781	0.2	8962.10	95.31849
K 766.491	9892.82	ppb	20.8083	0.2	379518	98.92819
Mg 279.078	4782.29	ppb	14.6462	0.3	10792.2	95.64571
Mn 257.610	4943.82	ppb	22.7798	0.5	406421	98.87643
Mo 202.032	487.234	ppb	0.7975	0.2	3866.09	97.44682
Na 330.237	7008.95	ppb	39.2018	0.6	404.836	93.45261
Ni 231.604	2501.23	ppb	2.4588	0.1	7537.91	100.04938
Pb 220.353	473.984	ppb	2.2278	0.5	996.740	94.79674
Sb 206.834	903.664	ppb	6.0203	0.7	1153.58	90.36636
Se 196.026	4715.29	ppb	12.1742	0.3	2548.07	94.30590
Sn 189.925	4841.66	ppb	16.5199	0.3	4804.12	96.83318
Sr 216.596	2419.88	ppb	7.3353	0.3	30541.8	96.79514
Ti 334.941	476.110	ppb	1.1119	0.2	145679	95.22193
Tl 190.794	4816.63	ppb	18.8501	0.4	5247.50	96.33267
V 292.401	4769.96	ppb	10.0268	0.2	136770	95.39923
Zn 206.200	2474.37	ppb	7.9112	0.3	3926.04	98.97461

E05022013.vvq. All Data Report 5/3/2013, 3:45:46 PM

Cont Calib Blank (CCB) 5/3/2013, 7:05:43 AM Rack 4, Tube 2

Weight: 1 Volume: 1 Dilution: 1

Label	Replicates Concentration		
Ag 328.068	0.1298	-0.2752u	-0.1371u
Al 308.215	-1.6268u	1.9780	1.3437
As 188.980	1.9240	2.3857	3.5587
B 249.678	16.3554	14.8325	14.3301
Ba 389.178	1.0442	0.9037	1.2815
Be 313.042	0.0263	0.0295	0.0240
Ca 370.602	-6.056u	-2.235u	-4.902u
Cd 226.502	-0.0436u	0.1688	-0.0003u
Co 228.615	0.7706	0.4752	0.3718
Cr 267.716	0.1865	0.2288	0.2268
Cu 324.754	-0.3888u	-0.0808u	0.0491
Fe 271.441	0.3427	-2.7906u	-0.8122u
K 766.491	0.6432	0.3601	0.5045
Mg 279.078	1.4473	-2.0596u	2.1935
Mn 257.610	0.2412	0.0267	0.0830
Mo 202.032	-0.0219u	-0.0332u	0.3473
Na 330.237	-48.3136u	-56.5209u	-137.259u
Ni 231.604	-1.3020u	-0.2266u	0.3403
Pb 220.353	0.5898	-1.4199u	-0.0928u
Sb 206.834	3.7876	6.1142	6.3234
Se 196.026	-2.9903u	-7.9206u	3.1231
Sn 189.925	-3.5374u	-1.8534u	1.0664
Sr 216.596	0.0433	-0.3933u	0.2885
Ti 334.941	0.1156	0.1263	0.1371
Tl 190.794	3.0061	0.5332	3.8965
V 292.401	0.1556	0.1900	0.5557
Zn 206.200	0.6459	0.3107	1.4407

Label	Sol'n Conc.	Units	SD	%RSD	Int. (c/s)	QC Value
Ag 328.068	-0.0941	ppb	0.2059	218.7	-32.3506	-0.09413
Al 308.215	0.5650	ppb	1.9245	340.6	61.6737	0.56495
As 188.980	2.6228	ppb	0.8427	32.1	-8.7437	2.62280
B 249.678	15.1727	ppb	1.0546	7.0	298.750	15.17271
Ba 389.178	1.0765	ppb	0.1909	17.7	2.2304	1.07645
Be 313.042	0.0266	ppb	0.0028	10.5	-333.781	0.02660
Ca 370.602	-4.397	ppb	1.959	44.6	15.51	-4.39745
Cd 226.502	0.0416	ppb	0.1123	269.8	27.6233	0.04161
Co 228.615	0.5392	ppb	0.2069	38.4	8.3415	0.53918
Cr 267.716	0.2141	ppb	0.0239	11.1	17.6195	0.21406
Cu 324.754	-0.1402	ppb	0.2249	160.4	244.453	-0.14017
Fe 271.441	-1.0867	ppb	1.5846	145.8	108.792	-1.08672
K 766.491	0.5026	ppb	0.1415	28.2	290.874	0.50260
Mg 279.078	0.5271	ppb	2.2710	430.9	37.0773	0.52706
Mn 257.610	0.1170	ppb	0.1112	95.1	145.968	0.11696
Mo 202.032	0.0974	ppb	0.2165	222.3	17.7301	0.09741
Na 330.237	-80.6977	ppb	49.1549	60.9	60.4421	-80.69774
Ni 231.604	-0.3961	ppb	0.8341	210.6	-6.2020	-0.39609
Pb 220.353	-0.3076	ppb	1.0219	332.2	31.1059	-0.30763
Sb 206.834	5.4084	ppb	1.4076	26.0	13.6510	5.40842
Se 196.026	-2.5960	ppb	5.5324	213.1	12.1621	-2.59595
Sn 189.925	-1.4415	ppb	2.3294	161.6	-12.5094	-1.44146
Sr 216.596	-0.0205	ppb	0.3453	1683.7	21.7032	-0.02051
Ti 334.941	0.1263	ppb	0.0108	8.5	-14.8842	0.12634
Tl 190.794	2.4786	ppb	1.7426	70.3	-14.4602	2.47858
V 292.401	0.3004	ppb	0.2217	73.8	0.2886	0.30042
Zn 206.200	0.7991	ppb	0.5894	72.6	1.0451	0.79913

E05022013.wvq. All Data Report 5/3/2013, 3:45:46 PM

**680-89774-d-1-h (Samp)**                      **5/3/2013, 7:11:11 AM**                      **Rack 4, Tube 3**  
**Weight: 1**    **Volume: 1**    **Dilution: 1**

Label	Replicates Concentration		
Ag 328.068	0.2092	-0.2729u	-0.1755u
Al 308.215	204.737	206.532	206.669
As 188.980	-0.8387u	4.1061	1.3530
B 249.678	10.1849	10.3415	10.2658
Ba 389.178	13.9605	14.6632	14.6685
Be 313.042	0.0655	0.0642	0.0626
Ca 370.602	338.4	341.1	338.6
Cd 226.502	0.0083	0.1707	0.1155
Co 228.615	0.5413	0.6945	0.6630
Cr 267.716	0.4439	0.5515	0.6650
Cu 324.754	0.2555	0.6307	1.2045
Fe 271.441	121.681	121.440	124.529
K 766.491	132.865	134.089	134.918
Mg 279.078	296.122	296.148	299.993
Mn 257.610	9.3913	9.4286	9.6297
Mo 202.032	0.1553	0.3524	-0.2579u
Na 330.237	1129.90	1262.27	1210.91
Ni 231.604	-0.2212u	0.7368	-0.9514u
Pb 220.353	0.8603	-1.0042u	0.7794
Sb 206.834	2.3395	1.4801	0.1452
Se 196.026	-4.9946u	-6.0382u	-1.7852u
Sn 189.925	0.3920	-0.0555u	-0.2576u
Sr 216.596	5.1615	4.9118	4.6156
Ti 334.941	0.9082	0.9283	0.8840
Tl 190.794	4.6842	4.2330	0.0563
V 292.401	0.4139	0.8009	0.7939
Zn 206.200	5.3881	3.3115	4.3414

Label	Sol'n Conc.	Units	SD	%RSD	Int. (c/s)
Ag 328.068	-0.0797	ppb	0.2549	319.7	-31.3901
Al 308.215	205.979	ppb	1.0780	0.5	951.977
As 188.980	1.5401	ppb	2.4777	160.9	-9.4011
B 249.678	10.2641	ppb	0.0783	0.8	234.890
Ba 389.178	14.4307	ppb	0.4072	2.8	314.208
Be 313.042	0.0641	ppb	0.0015	2.3	-263.955
Ca 370.602	339.4	ppb	1.539	0.5	1101
Cd 226.502	0.0982	ppb	0.0826	84.2	30.2877
Co 228.615	0.6329	ppb	0.0809	12.8	9.6026
Cr 267.716	0.5534	ppb	0.1106	20.0	35.3588
Cu 324.754	0.6969	ppb	0.4779	68.6	282.938
Fe 271.441	122.550	ppb	1.7184	1.4	335.033
K 766.491	133.958	ppb	1.0328	0.8	5406.94
Mg 279.078	297.421	ppb	2.2272	0.7	710.099
Mn 257.610	9.4832	ppb	0.1282	1.4	916.627
Mo 202.032	0.0833	ppb	0.3115	374.1	17.6106
Na 330.237	1201.02	ppb	66.7344	5.6	126.916
Ni 231.604	-0.1453	ppb	0.8467	582.8	-5.4427
Pb 220.353	0.2118	ppb	1.0539	497.6	32.1702
Sb 206.834	1.3216	ppb	1.1057	83.7	8.7346
Se 196.026	-4.2727	ppb	2.2165	51.9	11.2637
Sn 189.925	0.0263	ppb	0.3324	1264.3	-11.0490
Sr 216.596	4.8963	ppb	0.2733	5.6	83.9598
Ti 334.941	0.9069	ppb	0.0222	2.4	225.358
Tl 190.794	2.9912	ppb	2.5517	85.3	-13.9212
V 292.401	0.6696	ppb	0.2214	33.1	10.9373
Zn 206.200	4.3470	ppb	1.0383	23.8	67.085

E05022013.wvq. All Data Report 5/3/2013, 3:45:46 PM

680-89774-d-2-d (Samp) 5/3/2013, 7:16:38 AM Rack 4, Tube 4

Weight: 1

Volume: 1

Dilution: 1

Label	Replicates Concentration		
Ag 328.068	-0.0969u	-0.0880u	-0.2362u
Al 308.215	271.351	267.093	272.384
As 188.980	-0.4168u	7.4670	5.9205
B 249.678	7.3943	7.3816	7.0654
Ba 389.178	15.4664	15.3562	15.6321
Be 313.042	0.0455	0.0422	0.0466
Ca 370.602	814.8	810.0	813.3
Cd 226.502	-0.0608u	-0.1601u	0.0461
Co 228.615	0.9930	0.7921	0.9552
Cr 267.716	0.3937	0.3922	0.4338
Cu 324.754	-0.1563u	-0.0155u	0.2848
Fe 271.441	476.730	470.096	477.634
K 766.491	421.498	415.767	418.465
Mg 279.078	520.840	515.935	518.738
Mn 257.610	43.9384	43.3813	43.5813
Mo 202.032	-0.4160u	-0.3122u	-0.3125u
Na 330.237	1469.01	1623.86	1530.77
Ni 231.604	-0.2988u	-0.6692u	0.0410
Pb 220.353	-0.1738u	-1.6030u	0.7243
Sb 206.834	-1.6550u	-3.0091u	-3.0975u
Se 196.026	-1.1169u	-14.4396u	-3.6159u
Sn 189.925	-0.2250u	2.1701	-1.1688u
Sr 216.596	8.4190	8.4278	8.3670
Ti 334.941	1.3277	1.2790	1.3973
Tl 190.794	2.2467	3.4184	4.3316
V 292.401	0.4321	0.5380	0.7417
Zn 206.200	2.0313	0.7161	3.3084

Label	Sol'n Conc.	Units	SD	%RSD	Int. (c/s)
Ag 328.068	-0.1403	ppb	0.0831	59.2	-36.1998
Al 308.215	270.276	ppb	2.8046	1.0	1230.62
As 188.980	4.3236	ppb	4.1775	96.6	-7.7062
B 249.678	7.2804	ppb	0.1863	2.6	195.718
Ba 389.178	15.4849	ppb	0.1389	0.9	339.833
Be 313.042	0.0448	ppb	0.0023	5.1	-299.767
Ca 370.602	812.7	ppb	2.436	0.3	2581
Cd 226.502	-0.0583	ppb	0.1031	176.9	25.2231
Co 228.615	0.9134	ppb	0.1068	11.7	13.3059
Cr 267.716	0.4066	ppb	0.0236	5.8	27.9880
Cu 324.754	0.0377	ppb	0.2253	597.6	252.734
Fe 271.441	474.820	ppb	4.1158	0.9	979.640
K 766.491	418.577	ppb	2.8671	0.7	16318.0
Mg 279.078	518.504	ppb	2.4610	0.5	1210.87
Mn 257.610	43.6336	ppb	0.2822	0.6	3723.97
Mo 202.032	-0.3469	ppb	0.0599	17.3	14.1846
Na 330.237	1541.21	ppb	77.9543	5.1	144.483
Ni 231.604	-0.3090	ppb	0.3552	115.0	-5.9281
Pb 220.353	-0.3508	ppb	1.1737	334.6	31.0357
Sb 206.834	-2.5872	ppb	0.8085	31.3	4.0348
Se 196.026	-6.3908	ppb	7.0816	110.8	10.1344
Sn 189.925	0.2588	ppb	1.7212	665.1	-10.8174
Sr 216.596	8.4046	ppb	0.0329	0.4	128.550
Ti 334.941	1.3347	ppb	0.0595	4.5	357.393
Tl 190.794	3.3322	ppb	1.0451	31.4	-13.6231
V 292.401	0.5706	ppb	0.1574	27.6	8.1872
Zn 206.200	2.0186	ppb	1.2962	64.2	3.0386

E05022013.vvq. All Data Report 5/3/2013, 3:45:46 PM

680-89774-d-3-d (Samp) 5/3/2013, 7:22:06 AM Rack 4, Tube 5

Weight: 1

Volume: 1

Dilution: 1

Label	Replicates Concentration		
Ag 328.068	-0.0374u	0.0134	-0.0244u
Al 308.215	184.254	184.482	190.515
As 188.980	0.8914	5.1595	-3.2795u
B 249.678	6.4516	6.0440	6.3276
Ba 389.178	14.6294	14.5957	14.4250
Be 313.042	0.0323	0.0310	0.0353
Ca 370.602	964.9	978.5	981.7
Cd 226.502	-0.0078	0.0584	0.0265
Co 228.615	0.3498	0.7855	0.7703
Cr 267.716	0.5574	0.6254	0.3848
Cu 324.754	-0.0863u	0.5372	0.6753
Fe 271.441	341.312	343.234	345.532
K 766.491	460.929	462.255	464.895
Mg 279.078	733.677	732.444	746.473
Mn 257.610	23.2659	23.2873	23.1319
Mo 202.032	-0.3014u	-0.3366u	-0.1718u
Na 330.237	2081.44	2196.66	2240.96
Ni 231.604	-0.4053u	0.7761	-0.0299u
Pb 220.353	-2.3797u	-1.5892u	-2.2633u
Sb 206.834	0.0702	-5.1886u	-6.4242u
Se 196.026	-8.0725u	-11.2827u	0.4902
Sn 189.925	0.1245	-1.5627u	1.8024
Sr 216.596	9.1975	9.3731	9.4069
Ti 334.941	2.0433	2.0296	2.0696
Tl 190.794	1.0823	3.1732	1.3481
V 292.401	0.5166	0.4303	0.5881
Zn 206.200	5.5410	5.7376	6.6524

Label	Sol'n Conc.	Units	SD	%RSD	Int. (c/s)
Ag 328.068	-0.0161	ppb	0.0264	163.7	-26.5166
Al 308.215	186.417	ppb	3.5507	1.9	867.166
As 188.980	0.9238	ppb	4.2196	456.8	-9.7731
B 249.678	6.2744	ppb	0.2089	3.3	182.828
Ba 389.178	14.5500	ppb	0.1096	0.8	318.452
Be 313.042	0.0329	ppb	0.0023	6.8	-322.014
Ca 370.602	975.0	ppb	8.939	0.9	3108
Cd 226.502	0.0257	ppb	0.0331	128.9	28.1420
Co 228.615	0.6352	ppb	0.2473	38.9	9.6663
Cr 267.716	0.5225	ppb	0.1240	23.7	33.8947
Cu 324.754	0.3754	ppb	0.4057	108.1	268.220
Fe 271.441	343.359	ppb	2.1127	0.6	739.056
K 766.491	462.693	ppb	2.0186	0.4	18009.2
Mg 279.078	737.531	ppb	7.7686	1.1	1707.89
Mn 257.610	23.2284	ppb	0.0843	0.4	2047.65
Mo 202.032	-0.2699	ppb	0.0868	32.1	14.8014
Na 330.237	2173.02	ppb	82.3419	3.8	177.286
Ni 231.604	0.1136	ppb	0.6036	531.2	-4.6566
Pb 220.353	-2.0774	ppb	0.4268	20.5	27.5130
Sb 206.834	-3.8475	ppb	3.4486	89.6	2.5098
Se 196.026	-6.2883	ppb	6.0859	96.8	10.1841
Sn 189.925	0.1214	ppb	1.6825	1385.8	-10.9537
Sr 216.596	9.3258	ppb	0.1124	1.2	140.136
Ti 334.941	2.0475	ppb	0.0203	1.0	576.562
Tl 190.794	1.8679	ppb	1.1382	60.9	-15.1850
V 292.401	0.5117	ppb	0.0790	15.4	6.4619
Zn 206.200	5.9770	ppb	0.5931	9.9	9.3291

E05022013.wvq. All Data Report 5/3/2013, 3:45:46 PM

680-89774-d-4-d (Samp) 5/3/2013, 7:27:34 AM Rack 4, Tube 6

Weight: 1

Volume: 1

Dilution: 1

Label	Replicates Concentration		
Ag 328.068	-0.2197u	-0.1607u	0.4268
Al 308.215	382.195	383.241	384.850
As 188.980	3.4290	1.9513	5.6172
B 249.678	6.4106	6.1226	6.4941
Ba 389.178	12.6164	11.9134	11.5746
Be 313.042	0.0472	0.0490	0.0441
Ca 370.602	249.6	244.7	244.0
Cd 226.502	0.0325	-0.0413u	0.1473
Co 228.615	0.9439	1.3374	0.3759
Cr 267.716	0.2231	0.2003	0.3210
Cu 324.754	0.5397	1.6287	-0.2129u
Fe 271.441	139.071	139.821	134.586
K 766.491	395.919	393.007	394.182
Mg 279.078	315.261	319.913	316.405
Mn 257.610	7.8620	7.7766	7.8688
Mo 202.032	-0.7072u	0.0390	-0.0861u
Na 330.237	1739.14	1722.29	1799.75
Ni 231.604	0.4307	-0.3844u	1.6883
Pb 220.353	1.4842	-0.5229u	-1.2866u
Sb 206.834	-4.6301u	-2.9303u	1.3953
Se 196.026	-12.6241u	-6.9478u	-0.0332u
Sn 189.925	-1.3111u	-0.3008u	1.8678
Sr 216.596	3.1973	2.6797	2.6177
Ti 334.941	2.1189	2.1729	2.1169
Tl 190.794	0.6514	2.8709	3.2489
V 292.401	0.9101	0.7968	1.0794
Zn 206.200	3.3987	2.5907	3.0091

Label	Sol'n Conc.	Units	SD	%RSD	Int. (c/s)
Ag 328.068	0.0155	ppb	0.3574	2307.0	-23.7647
Al 308.215	383.429	ppb	1.3371	0.3	1721.08
As 188.980	3.6658	ppb	1.8444	50.3	-8.1080
B 249.678	6.3424	ppb	0.1949	3.1	183.974
Ba 389.178	12.0348	ppb	0.5314	4.4	258.480
Be 313.042	0.0468	ppb	0.0025	5.3	-296.289
Ca 370.602	246.1	ppb	3.068	1.2	802.9
Cd 226.502	0.0462	ppb	0.0950	205.9	28.2631
Co 228.615	0.8858	ppb	0.4834	54.6	12.9701
Cr 267.716	0.2481	ppb	0.0641	25.8	19.4989
Cu 324.754	0.6519	ppb	0.9259	142.0	280.866
Fe 271.441	137.826	ppb	2.8311	2.1	363.026
K 766.491	394.369	ppb	1.4653	0.4	15389.9
Mg 279.078	317.193	ppb	2.4240	0.8	754.910
Mn 257.610	7.8358	ppb	0.0514	0.7	781.323
Mo 202.032	-0.2514	ppb	0.3996	158.9	14.9582
Na 330.237	1753.72	ppb	40.7399	2.3	155.602
Ni 231.604	0.5782	ppb	1.0442	180.6	-3.2604
Pb 220.353	-0.1084	ppb	1.4311	1319.9	31.5211
Sb 206.834	-2.0550	ppb	3.1066	151.2	4.6618
Se 196.026	-6.5351	ppb	6.3056	96.5	10.0478
Sn 189.925	0.0853	ppb	1.6243	1904.2	-10.9901
Sr 216.596	2.8316	ppb	0.3182	11.2	57.8583
Ti 334.941	2.1362	ppb	0.0318	1.5	601.657
Tl 190.794	2.2571	ppb	1.4034	62.2	-14.7222
V 292.401	0.9288	ppb	0.1422	15.3	18.4621
Zn 206.200	2.9995	ppb	0.4041	13.5	4.5649



E05022013.vvq. All Data Report 5/3/2013, 3:45:46 PM

680-89774-d-5-d (Samp) 5/3/2013, 7:33:02 AM Rack 4, Tube 7

Weight: 1

Volume: 1

Dilution: 1

Label	Replicates Concentration		
Ag 328.068	-0.0784u	0.2364	0.0482
Al 308.215	172.314	171.285	170.081
As 188.980	3.5074	-3.9342u	3.1800
B 249.678	4.6571	4.3509	3.9655
Ba 389.178	12.9152	11.9734	11.6675
Be 313.042	0.0342	0.0330	0.0274
Ca 370.602	803.6	794.0	799.6
Cd 226.502	0.1282	0.1015	-0.0229u
Co 228.615	0.3311	0.6168	0.3103
Cr 267.716	0.2088	0.3845	0.2061
Cu 324.754	0.7316	0.6812	-0.1155u
Fe 271.441	261.783	259.691	268.657
K 766.491	622.363	620.322	620.994
Mg 279.078	692.846	685.367	686.939
Mn 257.610	16.0848	15.9887	15.9511
Mo 202.032	-0.1455u	-0.3657u	-0.2280u
Na 330.237	1561.72	1729.66	1751.10
Ni 231.604	1.5719	0.0535	0.6845
Pb 220.353	0.7913	-0.4971u	-0.0810u
Sb 206.834	1.1151	-3.9236u	-0.9432u
Se 196.026	-1.4394u	-9.1183u	-12.2056u
Sn 189.925	3.2866	0.6709	-2.1700u
Sr 216.596	7.3737	7.3476	7.1407
Ti 334.941	1.8169	1.6884	1.7911
Tl 190.794	1.8410	-0.0017u	0.7728
V 292.401	0.5441	0.5123	0.7261
Zn 206.200	2.9400	2.6603	3.4878

Label	Sol'n Conc.	Units	SD	%RSD	Int. (c/s)
Ag 328.068	0.0687	ppb	0.1584	230.5	-19.7342
Al 308.215	171.227	ppb	1.1176	0.7	801.326
As 188.980	0.9177	ppb	4.2051	458.2	-9.7775
B 249.678	4.3245	ppb	0.3466	8.0	157.625
Ba 389.178	12.1854	ppb	0.6503	5.3	263.137
Be 313.042	0.0315	ppb	0.0036	11.5	-324.479
Ca 370.602	799.0	ppb	4.816	0.6	2554
Cd 226.502	0.0689	ppb	0.0806	116.9	29.6018
Co 228.615	0.4194	ppb	0.1713	40.8	6.8210
Cr 267.716	0.2665	ppb	0.1022	38.4	20.5214
Cu 324.754	0.4325	ppb	0.4752	109.9	270.820
Fe 271.441	263.377	ppb	4.6905	1.8	592.672
K 766.491	621.226	ppb	1.0401	0.2	24086.6
Mg 279.078	688.384	ppb	3.9437	0.6	1596.56
Mn 257.610	16.0082	ppb	0.0690	0.4	1454.10
Mo 202.032	-0.2464	ppb	0.1112	45.1	14.9920
Na 330.237	1680.83	ppb	103.705	6.2	151.783
Ni 231.604	0.7699	ppb	0.7628	99.1	-2.6793
Pb 220.353	0.0711	ppb	0.6575	925.2	31.8846
Sb 206.834	-1.2506	ppb	2.5334	202.6	5.6366
Se 196.026	-7.5878	ppb	5.5439	73.1	9.4843
Sn 189.925	0.5958	ppb	2.7291	458.0	-10.4821
Sr 216.596	7.2873	ppb	0.1277	1.8	114.296
Ti 334.941	1.7655	ppb	0.0680	3.9	490.024
Tl 190.794	0.8707	ppb	0.9252	106.3	-16.2601
V 292.401	0.5942	ppb	0.1154	19.4	8.8510
Zn 206.200	3.0293	ppb	0.4209	13.9	4.6261

E05022013.vvq. All Data Report 5/3/2013, 3:45:46 PM

**mb 680-275196/1-a (Samp)**      **5/3/2013, 7:38:30 AM**      **Rack 4, Tube 8**  
**Weight: 1**      **Volume: 1**      **Dilution: 1**

Label	Replicates Concentration		
Ag 328.068	0.2760	-0.3384u	-0.0117u
Al 308.215	2.9839	-0.4040u	-1.3223u
As 188.980	4.2206	1.7841	-0.5199u
B 249.678	2.8164	2.8317	2.2290
Ba 389.178	0.9980	0.1361	0.8726
Be 313.042	-0.0107u	0.0118	-0.0005u
Ca 370.602	-6.882u	0.4991	-3.907u
Cd 226.502	0.1634	0.1309	-0.0601u
Co 228.615	0.3249	0.5464	0.2954
Cr 267.716	0.1660	-0.0741u	0.0034
Cu 324.754	-0.4480u	-0.1262u	-0.4957u
Fe 271.441	-7.1135u	-6.3186u	-3.4510u
K 766.491	1.3736	1.0447	1.7629
Mg 279.078	0.7906	-0.6044u	-4.8828u
Mn 257.610	-0.0912u	-0.2282u	-0.1383u
Mo 202.032	-0.3298u	0.0144	-0.6669u
Na 330.237	-35.1963u	-69.5171u	94.7157
Ni 231.604	0.5272	-0.7654u	-0.0749u
Pb 220.353	-1.3028u	-2.8288u	-0.3355u
Sb 206.834	-1.8062u	0.0431	-0.6942u
Se 196.026	-4.2494u	-1.2250u	-8.6485u
Sn 189.925	0.6285	-1.2694u	-2.2620u
Sr 216.596	0.0840	-0.5535u	-0.1015u
Ti 334.941	0.0237	0.0240	0.0429
Tl 190.794	-1.4784u	0.9357	0.9747
V 292.401	-0.0508u	0.1715	-0.2285u
Zn 206.200	-0.2649u	0.6366	-0.7481u

Label	Sol'n Conc.	Units	SD	%RSD	Int. (c/s)
Ag 328.068	-0.0247	ppb	0.3074	1243.9	-26.8472
Al 308.215	0.4192	ppb	2.2681	541.0	60.9745
As 188.980	1.8282	ppb	2.3706	129.7	-9.2272
B 249.678	2.6257	ppb	0.3437	13.1	135.921
Ba 389.178	0.6689	ppb	0.4656	69.6	-7.2773
Be 313.042	0.0002	ppb	0.0113	5023.3	-382.809
Ca 370.602	-3.430	ppb	3.714	108.3	18.88
Cd 226.502	0.0781	ppb	0.1208	154.7	29.0653
Co 228.615	0.3889	ppb	0.1372	35.3	6.3880
Cr 267.716	0.0317	ppb	0.1225	386.2	8.1457
Cu 324.754	-0.3566	ppb	0.2010	56.4	234.491
Fe 271.441	-5.6277	ppb	1.9265	34.2	100.451
K 766.491	1.3937	ppb	0.3595	25.8	325.036
Mg 279.078	-1.5655	ppb	2.9563	188.8	32.3344
Mn 257.610	-0.1526	ppb	0.0696	45.6	123.810
Mo 202.032	-0.3274	ppb	0.3406	104.0	14.3660
Na 330.237	-3.3326	ppb	86.6289	2599.5	64.4681
Ni 231.604	-0.1043	ppb	0.6468	619.8	-5.3223
Pb 220.353	-1.4890	ppb	1.2570	84.4	28.7024
Sb 206.834	-0.8191	ppb	0.9309	113.6	6.1499
Se 196.026	-4.7076	ppb	3.7329	79.3	11.0277
Sn 189.925	-0.9676	ppb	1.4687	151.8	-12.0382
Sr 216.596	-0.1903	ppb	0.3279	172.3	19.5757
Ti 334.941	0.0302	ppb	0.0110	36.4	-44.3229
Tl 190.794	0.1440	ppb	1.4052	976.0	-17.0141
V 292.401	-0.0359	ppb	0.2004	557.9	-9.2284
Zn 206.200	-0.1255	ppb	0.7028	560.1	-0.4275

E05022013.vvq. All Data Report 5/3/2013, 3:45:46 PM

ics 680-275196/2-a (Samp)      5/3/2013, 7:43:58 AM      Rack 4, Tube 9  
 Weight: 1      Volume: 1      Dilution: 1

Label	Replicates Concentration		
Ag 328.068	49.9603	49.4291	50.1514
Al 308.215	4813.83	4778.40	4773.10
As 188.980	101.961	101.954	101.359
B 249.678	190.167	189.244	191.669
Ba 389.178	100.504	99.5967	101.096
Be 313.042	51.0238	50.6575	50.8343
Ca 370.602	4759	4716	4733
Cd 226.502	50.8080	50.3937	50.9464
Co 228.615	51.3005	51.0094	51.2799
Cr 267.716	101.316	100.727	101.122
Cu 324.754	102.372	100.217	101.497
Fe 271.441	4770.96	4741.55	4765.32
K 766.491	5013.72	4994.43	5011.52
Mg 279.078	4839.50	4780.57	4811.08
Mn 257.610	508.375	505.063	512.302
Mo 202.032	97.3849	98.1102	98.1554
Na 330.237	4560.19	4712.03	4531.92
Ni 231.604	99.4649	99.0820	100.498
Pb 220.353	47.7995	46.7962	46.2302
Sb 206.834	46.4327	42.3661	45.8909
Se 196.026	86.7924	90.3879	87.9734
Sn 189.925	191.080	188.218	189.505
Sr 216.596	98.1212	97.6044	98.2467
Ti 334.941	96.0042	95.2353	95.8839
Tl 190.794	42.7379	38.4720	36.1506
V 292.401	97.8192	96.9238	97.6722
Zn 206.200	99.4384	99.4508	99.0625

Label	Sol'n Conc.	Units	SD	%RSD	Int. (c/s)
Ag 328.068	49.8469	ppb	0.3743	0.8	3920.54
Al 308.215	4788.44	ppb	22.1439	0.5	20822.2
As 188.980	101.758	ppb	0.3457	0.3	51.5711
B 249.678	190.360	ppb	1.2243	0.6	2566.23
Ba 389.178	100.399	ppb	0.7550	0.8	2335.50
Be 313.042	50.8385	ppb	0.1832	0.4	94324.6
Ca 370.602	4736	ppb	21.64	0.5	14763
Cd 226.502	50.7160	ppb	0.2876	0.6	2067.43
Co 228.615	51.1966	ppb	0.1624	0.3	673.982
Cr 267.716	101.055	ppb	0.2998	0.3	5260.95
Cu 324.754	101.362	ppb	1.0837	1.1	4911.04
Fe 271.441	4759.27	ppb	15.6076	0.3	8828.45
K 766.491	5006.56	ppb	10.5610	0.2	192200
Mg 279.078	4810.38	ppb	29.4727	0.6	10934.3
Mn 257.610	508.580	ppb	3.6240	0.7	41948.2
Mo 202.032	97.8835	ppb	0.4324	0.4	791.800
Na 330.237	4601.38	ppb	96.8624	2.1	300.596
Ni 231.604	99.6817	ppb	0.7325	0.7	295.710
Pb 220.353	46.9420	ppb	0.7948	1.7	127.290
Sb 206.834	44.8966	ppb	2.2081	4.9	61.5442
Se 196.026	88.3846	ppb	1.8327	2.1	61.1681
Sn 189.925	189.601	ppb	1.4337	0.8	177.493
Sr 216.596	97.9908	ppb	0.3404	0.3	1257.33
Ti 334.941	95.7078	ppb	0.4136	0.4	29261.0
Tl 190.794	39.1202	ppb	3.3411	8.5	24.5733
V 292.401	97.4717	ppb	0.4802	0.5	2770.39
Zn 206.200	99.3173	ppb	0.2207	0.2	158.171

E05022013.vvq. All Data Report 5/3/2013, 3:45:46 PM

680-89681-e-1-a (Samp) 5/3/2013, 7:49:26 AM Rack 4, Tube 10

Weight: 1 Volume: 1 Dilution: 1

Label	Replicates Concentration		
Ag 328.068	-0.1933u	-0.2553u	0.1341
Al 308.215	6.0994	5.3394	4.8424
As 188.980	172.547	169.772	178.342
B 249.678	49.8975	49.7752	49.7625
Ba 389.178	47.4693	48.5078	48.3276
Be 313.042	0.0017	0.0093	0.0158
Ca 370.602	40676	40685	40578
Cd 226.502	0.0102	-0.1357	-0.1241
Co 228.615	10.8038	10.9198	11.0312
Cr 267.716	0.4903	0.1382	0.1902
Cu 324.754	-0.1768u	0.4318	0.1386
Fe 271.441	5961.74	5972.86	5956.68
K 766.491	1630.01	1634.85	1636.67
Mg 279.078	5695.62	5702.66	5709.77
Mn 257.610	316.969	316.453	319.275
Mo 202.032	1.3629	1.3618	1.0148
Na 330.237	38581.5	38201.0	38308.5
Ni 231.604	4.9856	5.9373	6.4972
Pb 220.353	-0.1150u	4.8587	-0.7314u
Sb 206.834	-0.2204u	-2.0720u	-3.5374u
Se 196.026	-1.7628u	-11.6336u	-3.9932u
Sn 189.925	-0.0530u	-0.4891u	-2.0312u
Sr 216.596	135.710	134.842	135.373
Ti 334.941	0.1400	0.1614	0.1130
Tl 190.794	3.9590	1.2030	0.7106u
V 292.401	0.1452	-0.1567u	-0.3996u
Zn 206.200	4.7345	4.2893	5.0870

Label	Sol'n Conc.	Units	SD	%RSD	Int. (c/s)
Ag 328.068	-0.1048	ppb	0.2093	199.6	-38.1877
Al 308.215	5.4271	ppb	0.6331	11.7	82.8583
As 188.980	173.554	ppb	4.3728	2.5	95.5863
B 249.678	49.8117	ppb	0.0746	0.1	740.660
Ba 389.178	48.1016	ppb	0.5550	1.2	1120.81
Be 313.042	0.0089	ppb	0.0071	79.2	-357.875
Ca 370.602	40646	ppb	59.19	0.1	129029
Cd 226.502	-0.0832	ppb	0.0811	97.5	42.5001
Co 228.615	10.9183	ppb	0.1137	1.0	144.622
Cr 267.716	0.2729	ppb	0.1901	69.6	24.4298
Cu 324.754	0.1312	ppb	0.3043	232.0	258.558
Fe 271.441	5963.76	ppb	8.2770	0.1	11024.6
K 766.491	1633.85	ppb	3.4412	0.2	62905.9
Mg 279.078	5702.69	ppb	7.0723	0.1	12962.7
Mn 257.610	317.566	ppb	1.5026	0.5	26255.1
Mo 202.032	1.2465	ppb	0.2007	16.1	26.5095
Na 330.237	38363.7	ppb	196.160	0.5	2054.43
Ni 231.604	5.8067	ppb	0.7642	13.2	12.6439
Pb 220.353	1.3374	ppb	3.0650	229.2	34.5345
Sb 206.834	-1.9432	ppb	1.6622	85.5	4.9306
Se 196.026	-5.7965	ppb	5.1766	89.3	10.5171
Sn 189.925	-0.8578	ppb	1.0393	121.2	-11.8928
Sr 216.596	135.308	ppb	0.4376	0.3	1739.75
Ti 334.941	0.1381	ppb	0.0242	17.6	14.2741
Tl 190.794	1.9575	ppb	1.7507	89.4	-15.8753
V 292.401	-0.1370	ppb	0.2729	199.2	-12.7556
Zn 206.200	4.7036	ppb	0.3997	8.5	638.9134

E05022013.wvq. All Data Report 5/3/2013, 3:45:46 PM

680-89681-e-2-a (Samp)                      5/3/2013, 7:54:54 AM                      Rack 4, Tube 11  
 Weight: 1                                      Volume: 1                                      Dilution: 1

Label	Replicates Concentration		
Ag 328.068	-0.5196u	-0.5776u	-0.6218u
Al 308.215	6812.12	6818.66	6800.84
As 188.980	6.2762	11.0629	5.7962
B 249.678	95.6079	95.2535	94.5959
Ba 389.178	159.479	159.693	158.926
Be 313.042	3.4355	3.4432	3.4395
Ca 370.602	43056	43080	43045
Cd 226.502	0.2486	0.2961	0.3016
Co 228.615	8.6410	8.6186	8.7559
Cr 267.716	1.4544	1.3815	1.5639
Cu 324.754	0.8057	0.6103	1.1481
Fe 271.441	3529.45	3553.29	3547.37
K 766.491	6255.88	6249.36	6260.65
Mg 279.078	17458.9	17494.0	17436.6
Mn 257.610	246.463	245.750	245.860
Mo 202.032	-0.2937u	-0.6932u	-0.2248u
Na 330.237	87475.5	87734.5	87492.8
Ni 231.604	9.4874	7.9416	8.1527
Pb 220.353	-0.6960u	1.3855	0.2988
Sb 206.834	-1.4946u	-0.9351u	-1.4363u
Se 196.026	-6.0030u	-4.9748u	-5.8141u
Sn 189.925	-2.0657u	1.0873	-1.4398u
Sr 216.596	232.558	232.519	232.707
Ti 334.941	-0.0379	-0.0096	-0.0328
Tl 190.794	0.4823u	4.0245	-0.0892u
V 292.401	3.4268	3.5368	3.3297
Zn 206.200	31.6076	31.7435	32.1094

Label	Sol'n Conc.	Units	SD	%RSD	Int. (c/s)
Ag 328.068	-0.5730b	ppb	0.0513	8.9	-80.3301
Al 308.215	6810.54b	ppb	9.0159	0.1	29578.2
As 188.980	7.7118b	ppb	2.9121	37.8	-5.3254
B 249.678	95.1524b	ppb	0.5135	0.5	1332.20
Ba 389.178	159.366b	ppb	0.3956	0.2	3739.55
Be 313.042	3.4394b	ppb	0.0038	0.1	6029.46
Ca 370.602	43060b	ppb	18.00	0.0	136911
Cd 226.502	0.2821b	ppb	0.0291	10.3	48.8252
Co 228.615	8.6718b	ppb	0.0736	0.8	115.236
Cr 267.716	1.4666b	ppb	0.0918	6.3	86.4862
Cu 324.754	0.8547b	ppb	0.2722	31.9	291.071
Fe 271.441	3543.37b	ppb	12.4111	0.4	6595.59
K 766.491	6255.30b	ppb	5.6676	0.1	240072
Mg 279.078	17463.2b	ppb	28.9271	0.2	39629.1
Mn 257.610	246.024b	ppb	0.3837	0.2	20407.6
Mo 202.032	-0.4039b	ppb	0.2529	62.6	13.5611
Na 330.237	87567.6b	ppb	144.790	0.2	4609.33
Ni 231.604	8.5272b	ppb	0.8383	9.8	20.7937
Pb 220.353	0.3294b	ppb	1.0411	316.0	32.6144
Sb 206.834	-1.2887b	ppb	0.3076	23.9	5.7297
Se 196.026	-5.5973b	ppb	0.5473	9.8	10.6104
Sn 189.925	-0.8061b	ppb	1.6693	207.1	-11.8196
Sr 216.596	232.594b	ppb	0.0991	0.0	2968.59
Ti 334.941	-0.0268b	ppb	0.0151	56.3	17.4897
Tl 190.794	1.4725b	ppb	2.2285	151.3	-16.1576
V 292.401	3.4311b	ppb	0.1036	3.0	89.8491
Zn 206.200	31.8202b	ppb	0.2596	0.8	50.8371

E05022013.vvq. All Data Report 5/3/2013, 3:45:46 PM

680-89681-e-3-a (Samp) 5/3/2013, 8:00:21 AM Rack 4, Tube 12

Weight: 1

Volume: 1

Dilution: 1

Label	Replicates Concentration		
Ag 328.068	-1.6698u	-1.7542u	-1.7210u
Al 308.215	13907.5	13880.8	13904.0
As 188.980	14.0258	9.6231	7.2156
B 249.678	59.3116	59.0743	60.0833
Ba 389.178	7.3222	6.3682	6.5851
Be 313.042	20.2735	20.3132	20.3237
Ca 370.602	47061	46979	46985
Cd 226.502	2.5028	2.6091	2.3793
Co 228.615	99.4524	98.9366	98.7761
Cr 267.716	1.6223	1.5297	1.5413
Cu 324.754	9.0655	9.7896	9.5187
Fe 271.441	2999.46	2994.74	2999.93
K 766.491	2327.94	2328.39	2330.70
Mg 279.078	40682.2	40629.2	40630.0
Mn 257.610	1648.92	1657.29	1656.31
Mo 202.032	-0.5192u	0.0746	0.2502
Na 330.237	119966x	119921x	119772x
Ni 231.604	86.7315	87.0740	87.0030
Pb 220.353	9.5409	7.2281	6.2343
Sb 206.834	-4.3985u	-2.8866u	-2.7011u
Se 196.026	-6.1989u	-7.8621u	-4.3081u
Sn 189.925	0.7628	2.1958	1.3694
Sr 216.596	681.596	681.490	681.103
Ti 334.941	-0.3527	-0.3567	-0.3510
Tl 190.794	4.2151	5.8365	4.8955
V 292.401	0.1125	0.0999	-0.0975u
Zn 206.200	1886.23	1899.34	1894.73

Label	Sol'n Conc.	Units	SD	%RSD	Int. (c/s)
Ag 328.068	-1.7150b	ppb	0.0425	2.5	-185.284
Al 308.215	13897.4b	ppb	14.5202	0.1	60295.2
As 188.980	10.2882b	ppb	3.4535	33.6	-3.7190
B 249.678	59.4897b	ppb	0.5275	0.9	870.058
Ba 389.178	6.7585b	ppb	0.5001	7.4	245.117
Be 313.042	20.3035b	ppb	0.0265	0.1	37449.1
Ca 370.602	47008b	ppb	45.49	0.1	149570
Cd 226.502	2.4971b	ppb	0.1150	4.6	135.593
Co 228.615	99.0550b	ppb	0.3534	0.4	1304.31
Cr 267.716	1.5645b	ppb	0.0504	3.2	98.8365
Cu 324.754	9.4579b	ppb	0.3659	3.9	686.264
Fe 271.441	2998.04b	ppb	2.8731	0.1	5612.67
K 766.491	2329.01b	ppb	1.4814	0.1	89555.4
Mg 279.078	40647.1b	ppb	30.4004	0.1	92173.3
Mn 257.610	1654.18b	ppb	4.5747	0.3	136191
Mo 202.032	-0.0648b	ppb	0.4032	622.2	16.2832
Na 330.237	119886xb	ppb	101.445	0.1	6273.29
Ni 231.604	86.9362b	ppb	0.1808	0.2	257.238
Pb 220.353	7.6678b	ppb	1.6966	22.1	48.0488
Sb 206.834	-3.3287b	ppb	0.9311	28.0	3.4095
Se 196.026	-6.1230b	ppb	1.7782	29.0	10.7163
Sn 189.925	1.4426b	ppb	0.7193	49.9	-9.5678
Sr 216.596	681.396b	ppb	0.2595	0.0	8640.06
Ti 334.941	-0.3535b	ppb	0.0029	0.8	28.9513
Tl 190.794	4.9824b	ppb	0.8142	16.3	-14.5490
V 292.401	0.0383b	ppb	0.1177	307.6	-7.8673
Zn 206.200	1893.43b	ppb	6.6524	0.4	3015.97

E05022013.vvq. All Data Report 5/3/2013, 3:45:46 PM

Cont Calib Verif (CCV) 5/3/2013, 8:05:49 AM Rack 4, Tube 13  
 Weight: 1 Volume: 1 Dilution: 1

Label	Replicates Concentration		
Ag 328.068	476.401	478.846	471.752
Al 308.215	4727.84	4787.26	4722.10
As 188.980	484.338	475.020	472.131
B 249.678	487.168	493.287	488.333
Ba 389.178	4888.73	4928.81	4888.92
Be 313.042	489.543	494.302	488.098
Ca 370.602	4807	4866	4793
Cd 226.502	488.996	493.688	487.032
Co 228.615	499.610	502.585	494.798
Cr 267.716	4926.95	4960.36	4909.81
Cu 324.754	4925.31	4952.38	4946.54
Fe 271.441	4730.71	4770.79	4705.91
K 766.491	9842.80	9917.44	9804.93
Mg 279.078	4738.44	4791.22	4729.39
Mn 257.610	4944.15	4991.73	4903.20
Mo 202.032	481.471	484.926	481.267
Na 330.237	6978.73	7017.88	6858.03
Ni 231.604	2483.05	2500.79	2464.87
Pb 220.353	470.634	474.016	466.440
Sb 206.834	904.179	909.665	898.346
Se 196.026	4667.08	4693.72	4630.43
Sn 189.925	4800.49	4808.58	4791.19
Sr 216.596	2398.94	2418.33	2393.32
Ti 334.941	472.720	477.346	471.281
Tl 190.794	4791.17	4820.57	4757.32
V 292.401	4735.26	4776.27	4714.77
Zn 206.200	2459.67	2471.42	2438.42

Label	Sol'n Conc.	Units	SD	%RSD	Int. (c/s)	QC Value
Ag 328.068	475.666	ppb	3.6033	0.8	37581.1	95.13326
Al 308.215	4745.73	ppb	36.0803	0.8	20612.5	94.91468
As 188.980	477.163	ppb	6.3792	1.3	279.999	95.43265
B 249.678	489.596	ppb	3.2489	0.7	6449.66	19.58383Q
Ba 389.178	4902.15	ppb	23.0859	0.5	114183	98.04303
Be 313.042	490.648	ppb	3.2459	0.7	913576	98.12953
Ca 370.602	4822	ppb	38.36	0.8	15277	96.44290
Cd 226.502	489.905	ppb	3.4199	0.7	19607.3	97.98103
Co 228.615	498.998	ppb	3.9297	0.8	6576.06	99.79955
Cr 267.716	4932.37	ppb	25.7077	0.5	256323	98.64740
Cu 324.754	4941.41	ppb	14.2457	0.3	227266	98.82820
Fe 271.441	4735.80	ppb	32.7381	0.7	8906.06	94.71606
K 766.491	9855.05	ppb	57.2479	0.6	378070	98.55054
Mg 279.078	4753.02	ppb	33.3924	0.7	10726.5	95.06033
Mn 257.610	4946.36	ppb	44.3071	0.9	406629	98.92721
Mo 202.032	482.555	ppb	2.0562	0.4	3829.09	96.51096
Na 330.237	6951.55	ppb	83.3202	1.2	402.010	92.68729
Ni 231.604	2482.90	ppb	17.9595	0.7	7482.62	99.31609
Pb 220.353	470.363	ppb	3.7951	0.8	989.371	94.07268
Sb 206.834	904.063	ppb	5.6603	0.6	1153.76	90.40633
Se 196.026	4663.75	ppb	31.7766	0.7	2520.37	93.27496
Sn 189.925	4800.09	ppb	8.6999	0.2	4762.78	96.00179
Sr 216.596	2403.53	ppb	13.1196	0.5	30335.6	96.14109
Ti 334.941	473.783	ppb	3.1689	0.7	144967	94.75652
Tl 190.794	4789.68	ppb	31.6510	0.7	5218.05	95.79367
V 292.401	4742.10	ppb	31.3134	0.7	135971	94.84205
Zn 206.200	2456.50	ppb	16.7271	0.7	3897.67	98.26014

Cont Calib Blank (CCB) 5/3/2013, 8:11:17 AM Rack 4, Tube 14  
Weight: 1 Volume: 1 Dilution: 1

Label	Replicates Concentration		
Ag 328.068	0.0898	0.1207	-0.0975u
Al 308.215	-3.4750u	1.8132	1.3952
As 188.980	9.5243	2.0592	5.6086
B 249.678	10.0882	9.6126	8.9958
Ba 389.178	0.4059	1.0040	0.6514
Be 313.042	0.0113	0.0241	0.0237
Ca 370.602	-1.531u	-1.519u	-6.317u
Cd 226.502	0.1000	0.0396	0.0951
Co 228.615	0.7440	1.1252	0.7261
Cr 267.716	0.3550	0.0866	0.1507
Cu 324.754	0.0093	0.2684	-0.3477u
Fe 271.441	-0.1426u	-9.2210u	-11.1023u
K 766.491	0.6596	0.2301	-0.0846u
Mg 279.078	-0.5937u	-0.3494u	-2.9507u
Mn 257.610	0.0734	-0.0323u	0.0130
Mo 202.032	0.4808	-0.0125u	0.1735
Na 330.237	-35.9129u	-208.919u	-21.6365u
Ni 231.604	-0.9359u	-1.2895u	1.1898
Pb 220.353	-2.8573u	-1.2321u	-1.5394u
Sb 206.834	3.0708	6.1605	5.7163
Se 196.026	-2.3990u	-6.7519u	-6.0724u
Sn 189.925	-0.9241u	1.0850	0.0113
Sr 216.596	-0.3126u	0.0086	-0.0945u
Ti 334.941	0.1271	0.0725	0.0981
Tl 190.794	3.2744	-0.6303u	2.6835
V 292.401	0.2223	0.1315	0.0097
Zn 206.200	0.7776	0.4115	0.5929

Label	Sol'n Conc.	Units	SD	%RSD	Int. (c/s)	QC Value
Ag 328.068	0.0377	ppb	0.1181	313.4	-21.8973	0.03768
Al 308.215	-0.0889	ppb	2.9399	3307.5	58.8240	-0.08889
As 188.980	5.7307	ppb	3.7340	65.2	-6.8517	5.73070
B 249.678	9.5655	ppb	0.5477	5.7	225.986	9.56552
Ba 389.178	0.6871	ppb	0.3007	43.8	-6.8498	0.68711
Be 313.042	0.0197	ppb	0.0073	36.9	-346.607	0.01970
Ca 370.602	-3.122	ppb	2.767	88.6	19.91	-3.12234
Cd 226.502	0.0783	ppb	0.0335	42.9	29.0727	0.07827
Co 228.615	0.8651	ppb	0.2254	26.1	12.6340	0.86509
Cr 267.716	0.1975	ppb	0.1402	71.0	16.7580	0.19745
Cu 324.754	-0.0233	ppb	0.3094	1325.6	249.817	-0.02334
Fe 271.441	-6.8219	ppb	5.8605	85.9	98.3461	-6.82195
K 766.491	0.2684	ppb	0.3735	139.2	281.894	0.26836
Mg 279.078	-1.2979	ppb	1.4366	110.7	32.9387	-1.29791
Mn 257.610	0.0180	ppb	0.0531	294.7	137.826	0.01800
Mo 202.032	0.2139	ppb	0.2492	116.5	18.6536	0.21394
Na 330.237	-88.8227	ppb	104.251	117.4	60.0252	-88.82269
Ni 231.604	-0.3452	ppb	1.3411	388.5	-6.0486	-0.34519
Pb 220.353	-1.8763	ppb	0.8634	46.0	27.9129	-1.87626
Sb 206.834	4.9825	ppb	1.6704	33.5	13.1406	4.98255
Se 196.026	-5.0744	ppb	2.3418	46.1	10.8307	-5.07445
Sn 189.925	0.0574	ppb	1.0054	1752.0	-11.0187	0.05738
Sr 216.596	-0.1328	ppb	0.1640	123.5	20.2887	-0.13284
Ti 334.941	0.0993	ppb	0.0273	27.5	-23.1896	0.09926
Tl 190.794	1.7759	ppb	2.1047	118.5	-15.2287	1.77585
V 292.401	0.1212	ppb	0.1067	88.0	-4.8300	0.12118
Zn 206.200	0.5940	ppb	0.1830	30.8	0.7179	0.59397



E05022013.vvq. All Data Report 5/3/2013, 3:45:46 PM

680-89681-e-3-aSD^5 (Samp) 5/3/2013, 8:16:45 AM Rack 4, Tube 15

Weight: 1

Volume: 1

Dilution: 1

Label	Replicates Concentration		
Ag 328.068	-0.4311u	-0.5435u	-0.4933u
Al 308.215	2867.42	2865.82	2870.08
As 188.980	0.0223	4.7789	4.1674
B 249.678	15.4728	14.9249	15.4925
Ba 389.178	1.9183	0.6631	1.6014
Be 313.042	4.2649	4.2806	4.2862
Ca 370.602	9809	9817	9812
Cd 226.502	0.5098	0.6063	0.6406
Co 228.615	20.7710	21.5027	21.4477
Cr 267.716	0.2109	0.5164	0.2585
Cu 324.754	1.9928	1.7387	1.8682
Fe 271.441	632.750	632.192	628.546
K 766.491	431.628	431.532	432.569
Mg 279.078	8512.28	8521.91	8523.92
Mn 257.610	345.510	347.486	345.079
Mo 202.032	-0.3655u	-0.3804u	-0.5239u
Na 330.237	23177.4	23490.3	23279.9
Ni 231.604	18.0779	17.9006	18.0421
Pb 220.353	2.6895	1.2711	0.9400
Sb 206.834	2.4605	-3.1232u	-1.9522u
Se 196.026	-3.3244u	-6.0563u	-7.7883u
Sn 189.925	1.5614	-2.2472u	0.6990
Sr 216.596	144.619	145.172	145.865
Ti 334.941	-0.0106	-0.0620	-0.0846
Tl 190.794	3.2404	1.8302	2.4501
V 292.401	-0.0395u	0.0225	0.0941
Zn 206.200	401.435	397.671	397.822

Label	Sol'n Conc.	Units	SD	%RSD	Int. (c/s)
Ag 328.068	-0.4893	ppb	0.0563	11.5	-68.9119
Al 308.215	2867.77	ppb	2.1525	0.1	12489.0
As 188.980	2.9895	ppb	2.5878	86.6	-8.4456
B 249.678	15.2967	ppb	0.3222	2.1	299.550
Ba 389.178	1.3943	ppb	0.6527	46.8	32.8023
Be 313.042	4.2772	ppb	0.0110	0.3	7586.88
Ca 370.602	9813	ppb	4.053	0.0	31244
Cd 226.502	0.5856	ppb	0.0678	11.6	51.4485
Co 228.615	21.2404	ppb	0.4075	1.9	280.683
Cr 267.716	0.3286	ppb	0.1643	50.0	25.8558
Cu 324.754	1.8666	ppb	0.1271	6.8	336.814
Fe 271.441	631.162	ppb	2.2833	0.4	1269.05
K 766.491	431.910	ppb	0.5727	0.1	16829.1
Mg 279.078	8519.37	ppb	6.2212	0.1	19347.3
Mn 257.610	346.025	ppb	1.2835	0.4	28596.7
Mo 202.032	-0.4233	ppb	0.0875	20.7	13.5722
Na 330.237	23315.9	ppb	159.526	0.7	1271.87
Ni 231.604	18.0069	ppb	0.0937	0.5	49.3110
Pb 220.353	1.6335	ppb	0.9294	56.9	35.2058
Sb 206.834	-0.8716	ppb	2.9445	337.8	6.1472
Se 196.026	-5.7230	ppb	2.2505	39.3	10.5763
Sn 189.925	0.0044	ppb	1.9970	45345.8	-11.0568
Sr 216.596	145.219	ppb	0.6245	0.4	1858.65
Ti 334.941	-0.0524	ppb	0.0379	72.4	-29.4818
Tl 190.794	2.5069	ppb	0.7068	28.2	-15.0221
V 292.401	0.0257	ppb	0.0668	260.1	-7.5990
Zn 206.200	398.976	ppb	2.1312	0.5	635.333

680-89681-e-3-aPDS (Samp) 5/3/2013, 8:22:13 AM Rack 4, Tube 16  
Weight: 1 Volume: 1 Dilution: 1

Label	Replicates Concentration		
Ag 328.068	44.3092	44.3773	44.6571
Al 308.215	15518.6	15486.9	15503.5
As 188.980	1949.56	1950.87	1950.09
B 249.678	987.834	991.749	997.752
Ba 389.178	1905.99	1905.82	1909.01
Be 313.042	67.1470	67.2507	67.3134
Ca 370.602	50802	50786	50787
Cd 226.502	49.5082	49.3327	49.5412
Co 228.615	570.280	571.024	574.241
Cr 267.716	190.496	190.543	190.572
Cu 324.754	252.568	252.397	252.344
Fe 271.441	3808.89	3804.77	3799.95
K 766.491	8094.11	8086.74	8102.42
Mg 279.078	44643.8	44633.5	44650.3
Mn 257.610	2058.52	2066.27	2065.80
Mo 202.032	478.687	477.918	480.456
Na 330.237	122676x	122856x	122886x
Ni 231.604	551.070	554.760	555.513
Pb 220.353	455.566	461.660	459.552
Sb 206.834	455.241	452.201	452.906
Se 196.026	1856.49	1858.23	1872.86
Sn 189.925	935.854	929.915	932.557
Sr 216.596	1142.68	1145.34	1142.73
Ti 334.941	914.459	913.999	915.820
Tl 190.794	1863.82	1866.86	1868.58
V 292.401	456.827	457.222	456.308
Zn 206.200	2329.38	2326.48	2325.69

Label	Sol'n Conc.	Units	SD	%RSD	Int. (c/s)
Ag 328.068	44.4479b	ppb	0.1843	0.4	3453.24
Al 308.215	15503.0b	ppb	15.8549	0.1	67295.4
As 188.980	1950.17b	ppb	0.6580	0.0	1177.08
B 249.678	992.445b	ppb	4.9952	0.5	12976.8
Ba 389.178	1906.94b	ppb	1.7933	0.1	44516.4
Be 313.042	67.2371b	ppb	0.0840	0.1	124809
Ca 370.602	50791b	ppb	8.782	0.0	161737
Cd 226.502	49.4607b	ppb	0.1121	0.2	2014.05
Co 228.615	571.848b	ppb	2.1055	0.4	7533.24
Cr 267.716	190.537b	ppb	0.0380	0.0	9918.96
Cu 324.754	252.437b	ppb	0.1170	0.0	11858.5
Fe 271.441	3804.54b	ppb	4.4707	0.1	7170.99
K 766.491	8094.42b	ppb	7.8433	0.1	310575
Mg 279.078	44642.5b	ppb	8.4741	0.0	101226
Mn 257.610	2063.53b	ppb	4.3456	0.2	169842
Mo 202.032	479.021b	ppb	1.3013	0.3	3809.96
Na 330.237	122806xb	ppb	113.701	0.1	6414.23
Ni 231.604	553.781b	ppb	2.3780	0.4	1665.09
Pb 220.353	458.926b	ppb	3.0952	0.7	965.228
Sb 206.834	453.449b	ppb	1.5915	0.4	549.474
Se 196.026	1862.53b	ppb	8.9894	0.5	1014.70
Sn 189.925	932.776b	ppb	2.9755	0.3	916.676
Sr 216.596	1143.59b	ppb	1.5235	0.1	14453.6
Ti 334.941	914.759b	ppb	0.9469	0.1	280110
Tl 190.794	1866.42b	ppb	2.4110	0.1	2021.85
V 292.401	456.786b	ppb	0.4582	0.1	13034.8
Zn 206.200	2327.18b	ppb	1.9444	0.1	3706.36

E05022013.vvq. All Data Report 5/3/2013, 3:45:46 PM

680-89681-b-3-a ms (Samp) 5/3/2013, 8:27:41 AM Rack 4, Tube 17

Weight: 1

Volume: 1

Dilution: 1

Label	Replicates Concentration		
Ag 328.068	47.2566	46.9292	47.1474
Al 308.215	18038.4	18056.2	18036.6
As 188.980	113.888	106.718	110.244
B 249.678	264.958	264.833	263.619
Ba 389.178	105.046	105.585	105.127
Be 313.042	68.9074	69.0821	68.9997
Ca 370.602	51312	51407	51341
Cd 226.502	50.9860	50.8686	51.0692
Co 228.615	145.778	144.964	144.144
Cr 267.716	98.8068	99.5983	98.7442
Cu 324.754	109.637	108.932	109.664
Fe 271.441	7821.93	7836.85	7838.88
K 766.491	8155.72	8123.37	8123.87
Mg 279.078	44325.5	44422.6	44320.0
Mn 257.610	2016.81	2015.82	2011.75
Mo 202.032	94.7706	95.4333	94.6849
Na 330.237	123433x	122821x	123110x
Ni 231.604	178.053	176.514	178.512
Pb 220.353	55.0452	52.7701	54.1763
Sb 206.834	44.8499	40.9853	49.6243
Se 196.026	85.5472	93.3315	94.1780
Sn 189.925	183.269	189.750	184.745
Sr 216.596	758.049	759.165	756.141
Ti 334.941	92.0108	92.1720	92.0761
Tl 190.794	38.5551	40.0758	40.6552
V 292.401	94.5251	94.7764	94.2466
Zn 206.200	1893.56	1894.02	1884.60

Label	Sol'n Conc.	Units	SD	%RSD	Int. (c/s)
Ag 328.068	47.1111b	ppb	0.1667	0.4	3679.67
Al 308.215	18043.8b	ppb	10.8100	0.1	78274.8
As 188.980	110.283b	ppb	3.5852	3.3	57.1156
B 249.678	264.470b	ppb	0.7398	0.3	3524.10
Ba 389.178	105.253b	ppb	0.2909	0.3	2556.26
Be 313.042	68.9964b	ppb	0.0874	0.1	128160
Ca 370.602	51353b	ppb	48.70	0.1	163050
Cd 226.502	50.9746b	ppb	0.1008	0.2	2087.87
Co 228.615	144.962b	ppb	0.8168	0.6	1907.47
Cr 267.716	99.0498b	ppb	0.4761	0.5	5167.10
Cu 324.754	109.411b	ppb	0.4148	0.4	5281.64
Fe 271.441	7832.55b	ppb	9.2535	0.1	14467.2
K 766.491	8134.32b	ppb	18.5344	0.2	312105
Mg 279.078	44356.1b	ppb	57.7054	0.1	100577
Mn 257.610	2014.79b	ppb	2.6829	0.1	165840
Mo 202.032	94.9629b	ppb	0.4096	0.4	768.508
Na 330.237	123121xb	ppb	305.976	0.2	6439.08
Ni 231.604	177.693b	ppb	1.0463	0.6	531.043
Pb 220.353	53.9972b	ppb	1.1481	2.1	142.315
Sb 206.834	45.1532b	ppb	4.3275	9.6	62.1404
Se 196.026	91.0189b	ppb	4.7575	5.2	62.9921
Sn 189.925	185.921b	ppb	3.3967	1.8	173.906
Sr 216.596	757.785b	ppb	1.5289	0.2	9602.66
Ti 334.941	92.0863b	ppb	0.0811	0.1	28338.0
Tl 190.794	39.7620b	ppb	1.0846	2.7	22.6803
V 292.401	94.5161b	ppb	0.2650	0.3	2685.58
Zn 206.200	1890.73b	ppb	5.3127	0.3	3011.88

E05022013.wvq. All Data Report 5/3/2013, 3:45:46 PM

**680-89681-b-3-b msd (Samp) 5/3/2013, 8:33:09 AM Rack 4, Tube 18****Weight: 1****Volume: 1****Dilution: 1**

Label	Replicates Concentration		
Ag 328.068	46.4953	46.4276	46.3365
Al 308.215	17420.0	17427.1	17489.0
As 188.980	100.630	115.946	107.339
B 249.678	254.419	252.664	253.599
Ba 389.178	103.690	102.404	102.936
Be 313.042	67.3496	67.4167	67.6217
Ca 370.602	50194	50225	50329
Cd 226.502	50.3707	50.4522	50.5792
Co 228.615	140.785	141.465	140.681
Cr 267.716	97.2231	97.0701	97.8777
Cu 324.754	107.687	108.055	108.254
Fe 271.441	7974.32	7963.29	8004.11
K 766.491	7988.63	7947.88	7973.32
Mg 279.078	43097.4	43125.5	43185.8
Mn 257.610	1993.19	1999.86	1989.78
Mo 202.032	93.2698	93.3490	94.0849
Na 330.237	119435x	119580x	119590x
Ni 231.604	174.917	174.297	175.249
Pb 220.353	52.0504	51.9225	52.7673
Sb 206.834	38.7917	46.9226	40.5432
Se 196.026	90.9125	95.2215	89.5151
Sn 189.925	179.888	183.310	184.618
Sr 216.596	739.295	739.586	738.901
Ti 334.941	90.8187	90.5103	90.8891
Tl 190.794	45.2867	40.3494	39.4268
V 292.401	93.2423	92.8243	93.3091
Zn 206.200	1830.95	1830.69	1828.08

Label	Sol'n Conc.	Units	SD	%RSD	Int. (c/s)
Ag 328.068	46.4198b	ppb	0.0797	0.2	3625.67
Al 308.215	17445.4b	ppb	37.9847	0.2	75681.2
As 188.980	107.972b	ppb	7.6775	7.1	55.6986
B 249.678	253.561b	ppb	0.8781	0.3	3382.34
Ba 389.178	103.010b	ppb	0.6460	0.6	2501.08
Be 313.042	67.4627b	ppb	0.1417	0.2	125302
Ca 370.602	50249b	ppb	70.59	0.1	159519
Cd 226.502	50.4673b	ppb	0.1051	0.2	2068.12
Co 228.615	140.977b	ppb	0.4259	0.3	1855.03
Cr 267.716	97.3903b	ppb	0.4290	0.4	5080.76
Cu 324.754	107.999b	ppb	0.2878	0.3	5216.77
Fe 271.441	7980.57b	ppb	21.1166	0.3	14737.3
K 766.491	7969.94b	ppb	20.5824	0.3	305803
Mg 279.078	43136.3b	ppb	45.1713	0.1	97811.4
Mn 257.610	1994.28b	ppb	5.1255	0.3	164151
Mo 202.032	93.5679b	ppb	0.4495	0.5	757.453
Na 330.237	119535xb	ppb	86.9687	0.1	6253.33
Ni 231.604	174.821b	ppb	0.4834	0.3	522.386
Pb 220.353	52.2467b	ppb	0.4553	0.9	138.739
Sb 206.834	42.0858b	ppb	4.2794	10.2	58.4270
Se 196.026	91.8830b	ppb	2.9744	3.2	63.4514
Sn 189.925	182.605b	ppb	2.4427	1.3	170.606
Sr 216.596	739.261b	ppb	0.3439	0.0	9368.54
Ti 334.941	90.7393b	ppb	0.2015	0.2	27920.1
Tl 190.794	41.6876b	ppb	3.1508	7.6	24.8037
V 292.401	93.1252b	ppb	0.2627	0.3	2645.88
Zn 206.200	1829.91b	ppb	1.5855	0.1	2015.04

E05022013.vvq. All Data Report 5/3/2013, 3:45:46 PM

680-89681-e-4-a (Samp) 5/3/2013, 8:38:36 AM Rack 4, Tube 19

Weight: 1

Volume: 1

Dilution: 1

Label	Replicates Concentration		
Ag 328.068	0.1015	-0.0054u	0.1651
Al 308.215	224.897	218.163	230.688
As 188.980	41.4401	47.5436	50.8329
B 249.678	81.2814	78.2527	81.3198
Ba 389.178	50.6821	50.0567	51.3553
Be 313.042	1.2667	1.2366	1.3149
Ca 370.602	4025	3930	4136
Cd 226.502	0.0469	-0.0981	-0.1064u
Co 228.615	3.8671	3.4460	4.1709
Cr 267.716	2.0445	1.7513	1.8173
Cu 324.754	1.5691	1.5873	1.6050
Fe 271.441	1215.94	1180.82	1244.18
K 766.491	474.585	462.137	482.070
Mg 279.078	1837.42	1782.39	1883.17
Mn 257.610	28.4417	27.5275	28.9936
Mo 202.032	0.0424	-0.1601u	0.2836
Na 330.237	30079.1	29489.7	30651.8
Ni 231.604	6.6567	5.5997	5.9005
Pb 220.353	1.6538	0.9645	-1.5737u
Sb 206.834	-0.3836u	0.0818	-3.5965u
Se 196.026	-0.9274u	3.1110	-3.1966u
Sn 189.925	0.9705	2.1999	-0.2501u
Sr 216.596	31.9662	30.6136	31.7104
Ti 334.941	0.4782	0.4819	0.4975
Tl 190.794	0.3513	-0.1534u	2.1193
V 292.401	4.7667	4.9033	4.7842
Zn 206.200	18.9092	20.2631	21.5854

Label	Sol'n Conc.	Units	SD	%RSD	Int. (c/s)
Ag 328.068	0.0871	ppb	0.0862	98.9	-19.3537
Al 308.215	224.583	ppb	6.2685	2.8	1032.56
As 188.980	46.6055	ppb	4.7661	10.2	18.0519
B 249.678	80.2847	ppb	1.7598	2.2	1142.21
Ba 389.178	50.6980	ppb	0.6495	1.3	1164.48
Be 313.042	1.2727	ppb	0.0395	3.1	1985.83
Ca 370.602	4030	ppb	103.0	2.6	12770
Cd 226.502	-0.0525	ppb	0.0862	164.0	27.7901
Co 228.615	3.8280	ppb	0.3641	9.5	51.5864
Cr 267.716	1.8710	ppb	0.1538	8.2	104.705
Cu 324.754	1.5871	ppb	0.0180	1.1	324.098
Fe 271.441	1213.64	ppb	31.7436	2.6	2332.01
K 766.491	472.931	ppb	10.0691	2.1	18401.6
Mg 279.078	1834.33	ppb	50.4637	2.8	4195.02
Mn 257.610	28.3209	ppb	0.7405	2.6	2470.11
Mo 202.032	0.0553	ppb	0.2221	401.8	17.3212
Na 330.237	30073.5	ppb	581.096	1.9	1625.36
Ni 231.604	6.0523	ppb	0.5446	9.0	13.2727
Pb 220.353	0.3482	ppb	1.6997	488.2	32.4522
Sb 206.834	-1.2994	ppb	2.0029	154.1	5.6303
Se 196.026	-0.3377	ppb	3.1949	946.2	13.3805
Sn 189.925	0.9734	ppb	1.2250	125.8	-10.0932
Sr 216.596	31.4300	ppb	0.7185	2.3	420.185
Ti 334.941	0.4858	ppb	0.0102	2.1	101.814
Tl 190.794	0.7724	ppb	1.1934	154.5	-16.4363
V 292.401	4.8181	ppb	0.0743	1.5	129.942
Zn 206.200	20.2526	ppb	1.3382	6.6	321.579

E05022013.vvq. All Data Report 5/3/2013, 3:45:46 PM

680-89681-b-5-a (Samp) 5/3/2013, 8:44:04 AM Rack 4, Tube 20

Weight: 1

Volume: 1

Dilution: 1

Label	Replicates Concentration		
Ag 328.068	0.3137	0.0918u	0.2292
Al 308.215	5.1920	4.7009	7.3874
As 188.980	11.2488	8.4404	8.1790
B 249.678	74.6821	75.1780	74.8378
Ba 389.178	37.2016	36.4940	36.2393
Be 313.042	-0.0122u	-0.0166u	-0.0120u
Ca 370.602	58714	58737	58811
Cd 226.502	0.0937	0.1181	0.1181
Co 228.615	0.1664	-0.2272u	0.5102
Cr 267.716	0.9520	0.9338	0.8952
Cu 324.754	1.5453	1.0775	0.7887
Fe 271.441	2247.04	2242.61	2243.63
K 766.491	8886.57	8852.19	8834.12
Mg 279.078	9444.93	9468.97	9474.23
Mn 257.610	158.271	157.237	157.147
Mo 202.032	2.7854	1.9208	2.1081
Na 330.237	31982.6	31740.6	31984.8
Ni 231.604	0.9661	1.0824	-0.0285u
Pb 220.353	-1.2127u	-0.3669u	-0.1161u
Sb 206.834	-3.5825u	-0.4436u	-3.8448u
Se 196.026	-4.4769u	0.3663	-3.1459u
Sn 189.925	0.4167	-1.8318u	-2.6469u
Sr 216.596	264.340	265.366	265.141
Ti 334.941	0.0173	0.0532	0.0801
Tl 190.794	2.1506	0.5252	-0.6797u
V 292.401	-0.0579u	-0.0572u	-0.2275u
Zn 206.200	2.5528	1.6550	1.2593

Label	Sol'n Conc.	Units	SD	%RSD	Int. (c/s)
Ag 328.068	0.2116	ppb	0.1120	52.9	-20.1930
Al 308.215	5.7601	ppb	1.4305	24.8	84.3909
As 188.980	9.2894	ppb	1.7019	18.3	-4.2207
B 249.678	74.8993	ppb	0.2536	0.3	1071.02
Ba 389.178	36.6450	ppb	0.4986	1.4	858.647
Be 313.042	-0.0136	ppb	0.0026	19.1	-393.368
Ca 370.602	58754	ppb	50.33	0.1	187002
Cd 226.502	0.1100	ppb	0.0141	12.8	37.8361
Co 228.615	0.1498	ppb	0.3690	246.3	3.0687
Cr 267.716	0.9270	ppb	0.0290	3.1	56.5928
Cu 324.754	1.1372	ppb	0.3818	33.6	303.801
Fe 271.441	2244.43	ppb	2.3177	0.1	4217.43
K 766.491	8857.63	ppb	26.6429	0.3	339833
Mg 279.078	9462.71	ppb	15.6201	0.2	21490.9
Mn 257.610	157.551	ppb	0.6247	0.4	13113.1
Mo 202.032	2.2714	ppb	0.4549	20.0	34.8285
Na 330.237	31902.7	ppb	140.397	0.4	1720.15
Ni 231.604	0.6734	ppb	0.6106	90.7	-2.9239
Pb 220.353	-0.5652	ppb	0.5746	101.7	30.6208
Sb 206.834	-2.6236	ppb	1.8925	72.1	4.0020
Se 196.026	-2.4188	ppb	2.5022	103.4	12.2954
Sn 189.925	-1.3540	ppb	1.5867	117.2	-12.3798
Sr 216.596	264.949	ppb	0.5392	0.2	3378.88
Ti 334.941	0.0502	ppb	0.0315	62.7	6.0236
Tl 190.794	0.6654	ppb	1.4203	213.5	-16.8263
V 292.401	-0.1142	ppb	0.0981	85.9	-12.2231
Zn 206.200	1.8224	ppb	0.6628	36.4	2.9174

680-89681-e-6-a (Samp) 5/3/2013, 8:49:32 AM Rack 4, Tube 21

Weight: 1 Volume: 1 Dilution: 1

Label	Replicates Concentration		
Ag 328.068	0.1652	0.2421	-0.0246u
Al 308.215	97.3623	101.184	99.9103
As 188.980	65.4032	67.0630	64.0127
B 249.678	62.5809	63.2364	63.3531
Ba 389.178	66.2728	66.6989	67.0553
Be 313.042	0.2416	0.2348	0.2337
Ca 370.602	18792	18863	18819
Cd 226.502	-0.3265u	-0.1049	-0.1526
Co 228.615	3.5095	3.9928	3.6821
Cr 267.716	0.2750	-0.0012	0.3851
Cu 324.754	0.3076	0.6829	1.0468
Fe 271.441	2129.95	2145.47	2135.19
K 766.491	642.488	642.339	638.664
Mg 279.078	3703.78	3740.51	3729.31
Mn 257.610	153.621	155.441	153.091
Mo 202.032	-0.2103u	0.3789	0.2665
Na 330.237	27639.5	27803.5	27971.4
Ni 231.604	2.9821	1.9620	3.4185
Pb 220.353	0.8858	1.0373	0.0970
Sb 206.834	-3.1902u	-4.0283u	-1.1752u
Se 196.026	-4.1892u	-3.3407u	1.2163
Sn 189.925	-1.8738u	-0.6779u	-4.0666u
Sr 216.596	89.5690	90.3278	90.0777
Ti 334.941	0.2798	0.2917	0.3020
Tl 190.794	2.0822	-0.2366u	1.7691
V 292.401	0.5849	0.7478	0.3634
Zn 206.200	5.6262	4.9978	4.2740

Label	Sol'n Conc.	Units	SD	%RSD	Int. (c/s)
Ag 328.068	0.1276	ppb	0.1373	107.6	-18.3980
Al 308.215	99.4854	ppb	1.9458	2.0	490.407
As 188.980	65.4929	ppb	1.5271	2.3	29.6629
B 249.678	63.0568	ppb	0.4163	0.7	917.451
Ba 389.178	66.6757	ppb	0.3917	0.6	1542.84
Be 313.042	0.2367	ppb	0.0043	1.8	60.7770
Ca 370.602	18825	ppb	35.90	0.2	59824
Cd 226.502	-0.1947	ppb	0.1166	59.9	25.2468
Co 228.615	3.7282	ppb	0.2449	6.6	50.2268
Cr 267.716	0.2196	ppb	0.1990	90.6	19.7123
Cu 324.754	0.6791	ppb	0.3696	54.4	282.666
Fe 271.441	2136.87	ppb	7.8979	0.4	4021.22
K 766.491	641.164	ppb	2.1658	0.3	24850.9
Mg 279.078	3724.53	ppb	18.8219	0.5	8479.21
Mn 257.610	154.051	ppb	1.2326	0.8	12808.6
Mo 202.032	0.1451	ppb	0.3128	215.6	17.9910
Na 330.237	27804.8	ppb	165.921	0.6	1507.42
Ni 231.604	2.7875	ppb	0.7475	26.8	3.4490
Pb 220.353	0.6734	ppb	0.5049	75.0	33.1455
Sb 206.834	-2.7979	ppb	1.4664	52.4	3.8171
Se 196.026	-2.1046	ppb	2.9070	138.1	12.4638
Sn 189.925	-2.2061	ppb	1.7186	77.9	-13.2489
Sr 216.596	89.9915	ppb	0.3867	0.4	1162.67
Ti 334.941	0.2912	ppb	0.0111	3.8	51.8146
Tl 190.794	1.2049	ppb	1.2581	104.4	-16.2225
V 292.401	0.5654	ppb	0.1930	34.1	7.7641
Zn 206.200	4.9660	ppb	0.6767	13.6	638.9149

E05022013.vvq. All Data Report 5/3/2013, 3:45:46 PM

680-89681-b-7-a (Samp) 5/3/2013, 8:55:00 AM Rack 4, Tube 22

Weight: 1

Volume: 1

Dilution: 1

Label	Replicates Concentration		
Ag 328.068	-0.3459u	-0.5595u	-0.5483u
Al 308.215	6632.83	6621.25	6646.65
As 188.980	3.2782	8.0409	3.1418
B 249.678	93.9929	95.3973	93.9199
Ba 389.178	159.086	158.285	158.780
Be 313.042	3.3676	3.3602	3.3621
Ca 370.602	42077	42085	42146
Cd 226.502	0.3897	0.2026	0.2608
Co 228.615	8.8518	8.9210	9.3719
Cr 267.716	1.3472	1.2855	1.2333
Cu 324.754	0.3114	0.6198	0.1978
Fe 271.441	3463.76	3462.80	3463.71
K 766.491	6162.01	6156.74	6129.22
Mg 279.078	17085.0	17076.2	17083.5
Mn 257.610	245.170	245.060	244.066
Mo 202.032	-0.4760u	0.0390	-0.3889u
Na 330.237	85262.1	85478.1	85393.9
Ni 231.604	8.8647	9.8687	9.3813
Pb 220.353	0.2821	-2.1731u	-0.8426u
Sb 206.834	-1.4127u	-5.1602u	1.7795
Se 196.026	-3.3848u	0.1731	-6.0343u
Sn 189.925	-1.0143u	-1.6742u	-0.2416u
Sr 216.596	228.574	229.046	227.514
Ti 334.941	-0.1180	-0.0892	-0.0569
Tl 190.794	2.2002	-3.8994u	-5.6594u
V 292.401	3.0977	3.0664	2.8494
Zn 206.200	31.5893	33.0195	33.7121

Label	Sol'n Conc.	Units	SD	%RSD	Int. (c/s)
Ag 328.068	-0.4846b	ppb	0.1202	24.8	-73.1595
Al 308.215	6633.58b	ppb	12.7154	0.2	28811.2
As 188.980	4.8203b	ppb	2.7899	57.9	-7.0912
B 249.678	94.4367b	ppb	0.8327	0.9	1323.01
Ba 389.178	158.717b	ppb	0.4041	0.3	3723.37
Be 313.042	3.3633b	ppb	0.0038	0.1	5887.64
Ca 370.602	42103b	ppb	37.74	0.1	133867
Cd 226.502	0.2844b	ppb	0.0958	33.7	48.6702
Co 228.615	9.0482b	ppb	0.2825	3.1	120.183
Cr 267.716	1.2887b	ppb	0.0570	4.4	77.1634
Cu 324.754	0.3763b	ppb	0.2184	58.0	269.079
Fe 271.441	3463.42b	ppb	0.5413	0.0	6449.37
K 766.491	6149.32b	ppb	17.6068	0.3	236009
Mg 279.078	17081.5b	ppb	4.7134	0.0	38763.8
Mn 257.610	244.765b	ppb	0.6079	0.2	20303.0
Mo 202.032	-0.2753b	ppb	0.2757	100.1	14.5846
Na 330.237	85378.0b	ppb	108.886	0.1	4495.68
Ni 231.604	9.3716b	ppb	0.5021	5.4	23.3381
Pb 220.353	-0.9112b	ppb	1.2290	134.9	30.0843
Sb 206.834	-1.5978b	ppb	3.4736	217.4	5.3495
Se 196.026	-3.0820b	ppb	3.1147	101.1	11.9608
Sn 189.925	-0.9767b	ppb	0.7171	73.4	-11.9906
Sr 216.596	228.378b	ppb	0.7845	0.3	2915.15
Ti 334.941	-0.0880b	ppb	0.0305	34.7	-2.8879
Tl 190.794	-2.4529b	ppb	4.1246	168.2	-20.4423
V 292.401	3.0045b	ppb	0.1352	4.5	77.5734
Zn 206.200	32.7736b	ppb	1.0825	3.3	523482



E05022013.vvq. All Data Report 5/3/2013, 3:45:46 PM

680-89678-f-6-d (Samp) 5/3/2013, 9:00:39 AM Rack 4, Tube 23

Weight: 1

Volume: 1

Dilution: 1

Label	Replicates Concentration		
Ag 328.068	-0.1010u	-0.0127u	-0.3951u
Al 308.215	35.8452	36.2998	36.8052
As 188.980	-2.7170u	-0.5901u	3.0739
B 249.678	15.8888	15.6050	15.5102
Ba 389.178	27.6080	27.8186	27.9389
Be 313.042	0.0181	0.0140	0.0165
Ca 370.602	9713	9685	9714
Cd 226.502	-0.0708	-0.0994u	0.1073
Co 228.615	1.3397	2.0167	2.0028
Cr 267.716	0.3412	0.4325	0.6554
Cu 324.754	1.1660	1.5828	1.3664
Fe 271.441	1139.64	1128.87	1143.02
K 766.491	1455.34	1451.49	1445.33
Mg 279.078	4226.95	4211.87	4226.73
Mn 257.610	235.093	234.708	234.684
Mo 202.032	-0.3471u	-0.1409u	0.1391
Na 330.237	6962.62	7040.77	7085.68
Ni 231.604	3.0472	0.8091	2.1735
Pb 220.353	0.1720	0.3250	0.7838
Sb 206.834	-1.7025u	-1.2392u	-2.7306u
Se 196.026	-0.8431u	-3.6938u	-6.1004u
Sn 189.925	0.9226	-2.0753u	-0.4625u
Sr 216.596	57.2178	56.5820	57.9730
Ti 334.941	1.2418	1.2455	1.2442
Tl 190.794	2.3773	0.1938u	2.1281
V 292.401	0.2515	0.1833	0.4064
Zn 206.200	56.9359	55.4305	54.1333

Label	Sol'n Conc.	Units	SD	%RSD	Int. (c/s)
Ag 328.068	-0.1696	ppb	0.2002	118.0	-39.9457
Al 308.215	36.3167	ppb	0.4802	1.3	216.600
As 188.980	-0.0777	ppb	2.9293	3767.9	-10.3185
B 249.678	15.6680	ppb	0.1970	1.3	303.723
Ba 389.178	27.7885	ppb	0.1675	0.6	637.022
Be 313.042	0.0162	ppb	0.0021	12.7	-350.933
Ca 370.602	9704	ppb	16.57	0.2	30854
Cd 226.502	-0.0210	ppb	0.1120	534.5	28.9596
Co 228.615	1.7864	ppb	0.3870	21.7	24.7551
Cr 267.716	0.4764	ppb	0.1616	33.9	32.8030
Cu 324.754	1.3717	ppb	0.2085	15.2	314.219
Fe 271.441	1137.18	ppb	7.3911	0.6	2191.72
K 766.491	1450.72	ppb	5.0514	0.3	55885.7
Mg 279.078	4221.85	ppb	8.6416	0.2	9605.30
Mn 257.610	234.828	ppb	0.2296	0.1	19447.0
Mo 202.032	-0.1163	ppb	0.2440	209.9	15.9758
Na 330.237	7029.69	ppb	62.2739	0.9	428.812
Ni 231.604	2.0099	ppb	1.1280	56.1	1.0806
Pb 220.353	0.4269	ppb	0.3184	74.6	32.6650
Sb 206.834	-1.8908	ppb	0.7633	40.4	4.8879
Se 196.026	-3.5458	ppb	2.6317	74.2	11.7142
Sn 189.925	-0.5384	ppb	1.5004	278.7	-11.6035
Sr 216.596	57.2576	ppb	0.6964	1.2	747.363
Ti 334.941	1.2438	ppb	0.0019	0.2	347.404
Tl 190.794	1.5664	ppb	1.1952	76.3	-15.9070
V 292.401	0.2804	ppb	0.1143	40.8	-0.2220
Zn 206.200	55.4999	ppb	1.4026	2.5	882961

E05022013.vvq. All Data Report 5/3/2013, 3:45:46 PM

680-89678-f-7-b (Samp) 5/3/2013, 9:06:08 AM Rack 4, Tube 24

Weight: 1 Volume: 1 Dilution: 1

Label	Replicates Concentration		
Ag 328.068	-0.0422u	-0.0558u	-0.3542u
Al 308.215	28.6174	29.0220	31.2576
As 188.980	1.8251	1.5698	0.5454
B 249.678	15.2500	14.2312	13.8318
Ba 389.178	28.0839	28.5928	29.0721
Be 313.042	0.0086	0.0094	0.0040
Ca 370.602	10169	10137	10137
Cd 226.502	-0.0238	0.1861	0.1188
Co 228.615	2.0747	2.0654	2.8180
Cr 267.716	0.2693	0.1155	0.1713
Cu 324.754	0.7952	1.0336	0.9403
Fe 271.441	1193.74	1194.65	1190.00
K 766.491	1511.07	1507.70	1507.46
Mg 279.078	4394.10	4390.60	4394.84
Mn 257.610	291.462	293.409	294.958
Mo 202.032	-0.5568u	-0.0973u	-0.4183u
Na 330.237	7276.12	7190.92	7323.81
Ni 231.604	0.6766	1.5450	2.7339
Pb 220.353	2.2175	0.8247	1.8972
Sb 206.834	-2.1470u	-5.4707u	-1.6657u
Se 196.026	-2.0768u	-7.2308u	-7.5366u
Sn 189.925	-0.7131u	-3.9844u	-1.2802u
Sr 216.596	59.6106	58.8112	59.6162
Ti 334.941	0.8378	0.8220	0.8571
Tl 190.794	0.8439	3.3905	1.2526
V 292.401	0.2906	0.3074	-0.1318u
Zn 206.200	63.6157	63.6306	63.1982

Label	Sol'n Conc.	Units	SD	%RSD	Int. (c/s)
Ag 328.068	-0.1508	ppb	0.1764	117.0	-38.2709
Al 308.215	29.6323	ppb	1.4220	4.8	187.601
As 188.980	1.3134	ppb	0.6773	51.6	-9.4684
B 249.678	14.4377	ppb	0.7313	5.1	287.686
Ba 389.178	28.5829	ppb	0.4942	1.7	656.048
Be 313.042	0.0073	ppb	0.0029	40.1	-367.305
Ca 370.602	10148	ppb	18.58	0.2	32265
Cd 226.502	0.0937	ppb	0.1072	114.4	33.7250
Co 228.615	2.3194	ppb	0.4319	18.6	31.7643
Cr 267.716	0.1854	ppb	0.0778	42.0	17.9733
Cu 324.754	0.9230	ppb	0.1202	13.0	293.610
Fe 271.441	1192.80	ppb	2.4653	0.2	2293.58
K 766.491	1508.74	ppb	2.0200	0.1	58110.1
Mg 279.078	4393.18	ppb	2.2650	0.1	9992.79
Mn 257.610	293.276	ppb	1.7520	0.6	24250.6
Mo 202.032	-0.3574	ppb	0.2357	65.9	14.0630
Na 330.237	7263.62	ppb	67.3233	0.9	440.883
Ni 231.604	1.6518	ppb	1.0328	62.5	0.0020
Pb 220.353	1.6465	ppb	0.7294	44.3	35.1635
Sb 206.834	-3.0945	ppb	2.0719	67.0	3.4385
Se 196.026	-5.6148	ppb	3.0678	54.6	10.6184
Sn 189.925	-1.9926	ppb	1.7482	87.7	-13.0494
Sr 216.596	59.3460	ppb	0.4632	0.8	773.864
Ti 334.941	0.8390	ppb	0.0176	2.1	224.330
Tl 190.794	1.8290	ppb	1.3677	74.8	-15.7169
V 292.401	0.1554	ppb	0.2489	160.2	-3.7488
Zn 206.200	63.4815	ppb	0.2455	0.4	101.016

E05022013.vvq. All Data Report 5/3/2013, 3:45:46 PM

Cont Calib Verif (CCV) 5/3/2013, 9:11:36 AM Rack 4, Tube 25  
 Weight: 1 Volume: 1 Dilution: 1

Label	Replicates Concentration		
Ag 328.068	477.532	473.542	475.474
Al 308.215	4765.41	4762.53	4754.75
As 188.980	480.693	471.313	478.798
B 249.678	488.661	488.996	493.669
Ba 389.178	4919.75	4904.88	4922.22
Be 313.042	492.723	491.200	490.923
Ca 370.602	4824	4795	4819
Cd 226.502	491.598	488.566	491.215
Co 228.615	501.057	498.854	499.589
Cr 267.716	4950.75	4931.76	4945.13
Cu 324.754	5011.49	4958.13	4945.36
Fe 271.441	4752.51	4739.03	4737.82
K 766.491	9901.85	9861.65	9910.06
Mg 279.078	4766.02	4746.29	4761.14
Mn 257.610	4917.57	4900.09	4945.63
Mo 202.032	483.381	482.292	482.431
Na 330.237	6908.25	6650.25	6742.55
Ni 231.604	2490.78	2471.78	2484.41
Pb 220.353	472.155	469.572	467.733
Sb 206.834	913.667	906.175	910.714
Se 196.026	4706.21	4684.62	4679.09
Sn 189.925	4778.50	4797.43	4771.29
Sr 216.596	2408.50	2397.88	2405.78
Ti 334.941	474.800	473.643	475.606
Tl 190.794	4797.14	4778.72	4809.23
V 292.401	4752.29	4742.18	4767.44
Zn 206.200	2463.69	2446.21	2445.85

Label	Sol'n Conc.	Units	SD	%RSD	Int. (c/s)	QC Value
Ag 328.068	475.516	ppb	1.9954	0.4	37569.5	95.10328
Al 308.215	4760.90	ppb	5.5173	0.1	20678.1	95.21795
As 188.980	476.934	ppb	4.9601	1.0	279.859	95.38689
B 249.678	490.442	ppb	2.7998	0.6	6460.63	19.61768Q
Ba 389.178	4915.62	ppb	9.3803	0.2	114496	98.31232
Be 313.042	491.615	ppb	0.9694	0.2	915378	98.32304
Ca 370.602	4813	ppb	15.08	0.3	15246	96.25214
Cd 226.502	490.460	ppb	1.6507	0.3	19629.5	98.09190
Co 228.615	499.833	ppb	1.1218	0.2	6587.10	99.96669
Cr 267.716	4942.55	ppb	9.7598	0.2	256852	98.85097
Cu 324.754	4971.66	ppb	35.0765	0.7	228656	99.43321
Fe 271.441	4743.12	ppb	8.1569	0.2	8919.71	94.86237
K 766.491	9891.18	ppb	25.9063	0.3	379455	98.91184
Mg 279.078	4757.82	ppb	10.2745	0.2	10737.2	95.15633
Mn 257.610	4921.10	ppb	22.9735	0.5	404553	98.42191
Mo 202.032	482.701	ppb	0.5925	0.1	3830.22	96.54027
Na 330.237	6767.02	ppb	130.731	1.9	392.461	90.22690
Ni 231.604	2482.32	ppb	9.6704	0.4	7480.88	99.29295
Pb 220.353	469.820	ppb	2.2216	0.5	988.265	93.96399
Sb 206.834	910.185	ppb	3.7740	0.4	1161.25	91.01853
Se 196.026	4689.98	ppb	14.3315	0.3	2534.46	93.79952
Sn 189.925	4782.41	ppb	13.5028	0.3	4745.19	95.64810
Sr 216.596	2404.05	ppb	5.5153	0.2	30342.3	96.16201
Ti 334.941	474.683	ppb	0.9867	0.2	145242	94.93657
Tl 190.794	4795.03	ppb	15.3634	0.3	5223.89	95.90054
V 292.401	4753.97	ppb	12.7133	0.3	136312	95.07944
Zn 206.200	2451.92	ppb	10.1967	0.4	3890.33	98.07663

E05022013.vvq. All Data Report 5/3/2013, 3:45:46 PM

Cont Calib Blank (CCB)                      5/3/2013, 9:17:04 AM                      Rack 4, Tube 26  
 Weight: 1    Volume: 1    Dilution: 1

Label	Replicates Concentration		
Ag 328.068	-0.0397u	-0.0163u	-0.1561u
Al 308.215	-1.0950u	0.4362	0.5243
As 188.980	3.9601	2.3084	6.2468
B 249.678	9.9336	8.7585	8.9022
Ba 389.178	0.7512	0.3553	1.0499
Be 313.042	0.0190	0.0178	0.0257
Ca 370.602	-5.328u	-5.940u	-6.058u
Cd 226.502	-0.0272u	0.0895	0.0893
Co 228.615	0.8209	0.2851	0.6900
Cr 267.716	0.1343	0.0675	0.2841
Cu 324.754	0.0863	0.3731	-0.3987u
Fe 271.441	-1.4228u	-3.5508u	-6.5010u
K 766.491	0.0458	-0.1497u	0.2777
Mg 279.078	1.7742	-0.5062u	-4.1008u
Mn 257.610	-0.0375u	0.0542	0.0764
Mo 202.032	0.5164	-0.0996u	-0.0962u
Na 330.237	-10.6460u	4.9614	-26.5063u
Ni 231.604	0.0157	-0.5087u	0.4443
Pb 220.353	-1.9777u	1.4887	0.5799
Sb 206.834	6.5575	5.5728	4.1543
Se 196.026	-0.9026u	2.3156	-3.7841u
Sn 189.925	0.2535	1.6628	0.5717
Sr 216.596	-0.3935u	-0.6644u	-0.4732u
Ti 334.941	0.1082	0.0781	0.0562
Tl 190.794	4.0101	2.0472	0.1393
V 292.401	0.0033	0.3026	0.1688
Zn 206.200	1.9753	0.1629	-0.2422u

Label	Sol'n Conc.	Units	SD	%RSD	Int. (c/s)	QC Value
Ag 328.068	-0.0707	ppb	0.0749	105.9	-30.4621	-0.07069
Al 308.215	-0.0448	ppb	0.9105	2031.7	59.0163	-0.04482
As 188.980	4.1718	ppb	1.9777	47.4	-7.8007	4.17178
B 249.678	9.1981	ppb	0.6410	7.0	221.215	9.19812
Ba 389.178	0.7188	ppb	0.3484	48.5	-6.1079	0.71880
Be 313.042	0.0208	ppb	0.0043	20.4	-344.516	0.02083
Ca 370.602	-5.775	ppb	0.3923	6.8	11.29	-5.77533
Cd 226.502	0.0505	ppb	0.0673	133.2	27.9702	0.05051
Co 228.615	0.5986	ppb	0.2793	46.7	9.1269	0.59865
Cr 267.716	0.1620	ppb	0.1109	68.5	14.9152	0.16197
Cu 324.754	0.0203	ppb	0.3901	1926.0	251.820	0.02026
Fe 271.441	-3.8249	ppb	2.5501	66.7	103.788	-3.82488
K 766.491	0.0579	ppb	0.2139	369.2	273.828	0.05795
Mg 279.078	-0.9442	ppb	2.9619	313.7	33.7407	-0.94423
Mn 257.610	0.0310	ppb	0.0603	194.4	138.901	0.03104
Mo 202.032	0.1069	ppb	0.3547	331.9	17.8054	0.10687
Na 330.237	-10.7303	ppb	15.7340	146.6	64.0790	-10.73034
Ni 231.604	-0.0162	ppb	0.4773	2937.3	-5.0566	-0.01625
Pb 220.353	0.0303	ppb	1.7974	5931.4	31.7941	0.03030
Sb 206.834	5.4282	ppb	1.2081	22.3	13.6773	5.42823
Se 196.026	-0.7904	ppb	3.0514	386.1	13.1321	-0.79038
Sn 189.925	0.8294	ppb	0.7391	89.1	-10.2510	0.82937
Sr 216.596	-0.5104	ppb	0.1392	27.3	15.5100	-0.51037
Ti 334.941	0.0809	ppb	0.0261	32.3	-28.8234	0.08086
Tl 190.794	2.0655	ppb	1.9355	93.7	-14.9120	2.06553
V 292.401	0.1582	ppb	0.1500	94.8	-3.7655	0.15825
Zn 206.200	0.6320	ppb	1.1898	186.8	0.7788	0.63200

E05022013.wvq. All Data Report 5/3/2013, 3:45:46 PM

680-89678-f-9-b (Samp) 5/3/2013, 9:22:32 AM Rack 4, Tube 27

Weight: 1

Volume: 1

Dilution: 1

Label	Replicates Concentration		
Ag 328.068	0.1424	0.4292	-0.2157u
Al 308.215	154.982	154.606	155.460
As 188.980	4.1013	4.4071	4.1856
B 249.678	11.3043	11.4840	11.3355
Ba 389.178	22.4740	22.2962	22.2931
Be 313.042	0.0254	0.0300	0.0255
Ca 370.602	3574	3592	3605
Cd 226.502	0.0188	0.1626	0.0166
Co 228.615	1.2238	0.1831	0.6171
Cr 267.716	0.9297	0.8381	0.8331
Cu 324.754	1.0193	1.4097	1.4241
Fe 271.441	425.719	430.608	430.835
K 766.491	1539.73	1547.42	1553.49
Mg 279.078	2749.41	2755.94	2752.86
Mn 257.610	17.1877	17.3803	17.5701
Mo 202.032	0.0581	-0.2485u	-0.2157u
Na 330.237	3976.11	4269.26	4278.95
Ni 231.604	1.1314	0.6464	-0.6351u
Pb 220.353	-2.3704u	0.4518	-0.4805u
Sb 206.834	0.6290	-2.0339u	-3.7894u
Se 196.026	-7.9337u	0.0749	-4.4957u
Sn 189.925	0.5365	-0.3917u	-1.0299u
Sr 216.596	24.5862	23.7089	24.2720
Ti 334.941	4.6782	4.7312	4.7584
Tl 190.794	2.5790	5.0149	1.6114
V 292.401	0.6196	1.0001	0.9900
Zn 206.200	2.7682	2.9910	2.9412

Label	Sol'n Conc.	Units	SD	%RSD	Int. (c/s)
Ag 328.068	0.1186	ppb	0.3231	272.4	-16.5981
Al 308.215	155.016	ppb	0.4278	0.3	731.075
As 188.980	4.2313	ppb	0.1580	3.7	-7.7390
B 249.678	11.3746	ppb	0.0960	0.8	248.908
Ba 389.178	22.3544	ppb	0.1036	0.5	505.622
Be 313.042	0.0270	ppb	0.0026	9.7	-332.505
Ca 370.602	3590	ppb	15.39	0.4	11433
Cd 226.502	0.0660	ppb	0.0836	126.8	30.0598
Co 228.615	0.6747	ppb	0.5228	77.5	10.2587
Cr 267.716	0.8670	ppb	0.0544	6.3	51.8303
Cu 324.754	1.2844	ppb	0.2297	17.9	310.010
Fe 271.441	429.054	ppb	2.8904	0.7	895.867
K 766.491	1546.88	ppb	6.8975	0.4	59572.1
Mg 279.078	2752.74	ppb	3.2658	0.1	6277.64
Mn 257.610	17.3794	ppb	0.1912	1.1	1572.91
Mo 202.032	-0.1354	ppb	0.1684	124.4	15.8617
Na 330.237	4174.77	ppb	172.113	4.1	281.182
Ni 231.604	0.3809	ppb	0.9127	239.6	-3.8486
Pb 220.353	-0.7997	ppb	1.4379	179.8	30.1098
Sb 206.834	-1.7315	ppb	2.2247	128.5	5.0653
Se 196.026	-4.1182	ppb	4.0176	97.6	11.3482
Sn 189.925	-0.2951	ppb	0.7876	266.9	-11.3657
Sr 216.596	24.1890	ppb	0.4445	1.8	328.344
Ti 334.941	4.7226	ppb	0.0408	0.9	1404.99
Tl 190.794	3.0684	ppb	1.7538	57.2	-13.8668
V 292.401	0.8699	ppb	0.2169	24.9	16.7649
Zn 206.200	2.9002	ppb	0.1169	4.0	44367

680-89678-f-10-b (Samp) 5/3/2013, 9:28:00 AM Rack 4, Tube 28

Weight: 1 Volume: 1 Dilution: 1

Label	Replicates Concentration		
Ag 328.068	-0.0623u	-0.0973u	-0.3583u
Al 308.215	203.870	202.733	202.871
As 188.980	4.5868	6.1020	6.4506
B 249.678	8.9993	8.9610	8.1288
Ba 389.178	18.9745	18.6822	19.7078
Be 313.042	0.0247	0.0251	0.0295
Ca 370.602	2826	2791	2825
Cd 226.502	0.1350	0.1170	-0.1379u
Co 228.615	1.2025	0.6648	0.5132
Cr 267.716	0.8109	0.5851	0.7190
Cu 324.754	1.4475	2.3640	1.6164
Fe 271.441	478.114	480.993	480.697
K 766.491	1483.67	1472.02	1486.78
Mg 279.078	2213.32	2191.45	2212.22
Mn 257.610	19.9885	20.0389	19.9985
Mo 202.032	-0.6983u	-0.1499u	-0.2244u
Na 330.237	3583.57	3499.59	3533.48
Ni 231.604	-0.1523u	0.4665	0.6429
Pb 220.353	0.1417	-0.7825u	-2.5996u
Sb 206.834	1.0377	-0.2837u	-0.4914u
Se 196.026	-6.9506u	-4.2241u	-7.2199u
Sn 189.925	-1.5685u	-0.3524u	-0.4911u
Sr 216.596	18.1402	18.0364	18.4314
Ti 334.941	5.1462	5.0150	5.0850
Tl 190.794	-1.7318u	-1.1044u	0.7671
V 292.401	1.0668	0.9739	1.1888
Zn 206.200	4.7695	4.6439	4.5047

Label	Sol'n Conc.	Units	SD	%RSD	Int. (c/s)
Ag 328.068	-0.1726	ppb	0.1617	93.7	-39.3607
Al 308.215	203.158	ppb	0.6203	0.3	939.719
As 188.980	5.7131	ppb	0.9909	17.3	-6.8439
B 249.678	8.6964	ppb	0.4919	5.7	214.086
Ba 389.178	19.1215	ppb	0.5283	2.8	428.960
Be 313.042	0.0265	ppb	0.0027	10.1	-333.611
Ca 370.602	2814	ppb	20.09	0.7	8956
Cd 226.502	0.0380	ppb	0.1526	401.5	29.1079
Co 228.615	0.7935	ppb	0.3622	45.6	11.8361
Cr 267.716	0.7050	ppb	0.1135	16.1	43.4247
Cu 324.754	1.8093	ppb	0.4877	27.0	334.136
Fe 271.441	479.935	ppb	1.5835	0.3	988.985
K 766.491	1480.82	ppb	7.7805	0.5	57039.7
Mg 279.078	2205.67	ppb	12.3191	0.6	5037.06
Mn 257.610	20.0086	ppb	0.0267	0.1	1787.43
Mo 202.032	-0.3575	ppb	0.2975	83.2	14.0987
Na 330.237	3538.88	ppb	42.2485	1.2	248.138
Ni 231.604	0.3190	ppb	0.4176	130.9	-4.0340
Pb 220.353	-1.0801	ppb	1.3947	129.1	29.5407
Sb 206.834	0.0876	ppb	0.8294	947.3	7.2610
Se 196.026	-6.1315	ppb	1.6574	27.0	10.2673
Sn 189.925	-0.8040	ppb	0.6657	82.8	-11.8725
Sr 216.596	18.2027	ppb	0.2048	1.1	252.613
Ti 334.941	5.0821	ppb	0.0657	1.3	1512.37
Tl 190.794	-0.6897	ppb	1.3000	188.5	-17.9862
V 292.401	1.0765	ppb	0.1077	10.0	22.7548
Zn 206.200	4.6394	ppb	0.1325	2.8	72129

680-89687-h-1-a (Samp) 5/3/2013, 9:33:29 AM Rack 4, Tube 29  
Weight: 1 Volume: 1 Dilution: 1

Label	Replicates Concentration		
Ag 328.068	0.1227u	-0.2362u	-0.1231u
Al 308.215	214.130	217.936	217.533
As 188.980	-0.2276	5.5537	1.2588
B 249.678	32.9888	32.9260	32.3781
Ba 389.178	41.2191	41.0092	41.2147
Be 313.042	-0.0021	0.0095	-0.0006
Ca 370.602	55280	55196	55277
Cd 226.502	0.2205	0.3260	0.0152
Co 228.615	1.1674	1.1322	0.7496
Cr 267.716	2.3087	2.3182	2.2293
Cu 324.754	3.8640	3.8817	4.2637
Fe 271.441	388.873	384.190	383.541
K 766.491	10369.4	10372.6	10359.2
Mg 279.078	16174.5	16170.0	16194.8
Mn 257.610	64.4871	64.5070	64.3863
Mo 202.032	1.6977	1.1108	1.8940
Na 330.237	31524.8	31572.8	31122.6
Ni 231.604	2.1460	1.6456	0.1319
Pb 220.353	-0.5275u	2.7891	0.0180
Sb 206.834	-0.9309u	1.6677	-1.5256u
Se 196.026	-1.7044u	-8.5229u	-2.0805u
Sn 189.925	-3.6066u	0.3017	0.6924
Sr 216.596	243.283	243.358	242.982
Ti 334.941	4.7763	4.8569	4.8174
Tl 190.794	0.4328	0.1036u	1.3165
V 292.401	1.4223	1.1600	1.2115
Zn 206.200	49.9835	50.8279	49.5594

Label	Sol'n Conc.	Units	SD	%RSD	Int. (c/s)
Ag 328.068	-0.0789	ppb	0.1835	232.7	-42.6212
Al 308.215	216.533	ppb	2.0912	1.0	997.844
As 188.980	2.1950	ppb	3.0022	136.8	-8.5516
B 249.678	32.7643	ppb	0.3359	1.0	526.580
Ba 389.178	41.1477	ppb	0.1200	0.3	978.407
Be 313.042	0.0022	ppb	0.0063	280.9	-365.203
Ca 370.602	55251	ppb	47.80	0.1	175991
Cd 226.502	0.1872	ppb	0.1580	84.4	34.7707
Co 228.615	1.0164	ppb	0.2317	22.8	14.7249
Cr 267.716	2.2854	ppb	0.0488	2.1	126.277
Cu 324.754	4.0032	ppb	0.2258	5.6	434.950
Fe 271.441	385.535	ppb	2.9097	0.8	816.300
K 766.491	10367.1	ppb	6.9955	0.1	397699
Mg 279.078	16179.8	ppb	13.2508	0.1	36723.5
Mn 257.610	64.4601	ppb	0.0647	0.1	5480.72
Mo 202.032	1.5675	ppb	0.4075	26.0	29.3511
Na 330.237	31406.8	ppb	247.248	0.8	1694.56
Ni 231.604	1.3078	ppb	1.0487	80.2	-1.0544
Pb 220.353	0.7599	ppb	1.7784	234.0	33.2962
Sb 206.834	-0.2629	ppb	1.6982	645.8	6.8289
Se 196.026	-4.1026	ppb	3.8327	93.4	11.3699
Sn 189.925	-0.8709	ppb	2.3773	273.0	-11.9012
Sr 216.596	243.208	ppb	0.1988	0.1	3102.77
Ti 334.941	4.8169	ppb	0.0403	0.8	1497.52
Tl 190.794	0.6176	ppb	0.6272	101.5	-16.6248
V 292.401	1.2646	ppb	0.1390	11.0	27.6927
Zn 206.200	50.1236	ppb	0.6457	1.3	79.6453

E05022013.wvq. All Data Report 5/3/2013, 3:45:46 PM

680-89701-b-2-a (Samp) 5/3/2013, 9:38:57 AM Rack 4, Tube 30

Weight: 1

Volume: 1

Dilution: 1

Label	Replicates Concentration		
Ag 328.068	-0.5060u	0.0226	-0.0759u
Al 308.215	5.6171	4.6486	4.3738
As 188.980	3.0336	0.6787	4.3726
B 249.678	42.2751	42.8081	42.2716
Ba 389.178	17.3942	17.5395	17.0383
Be 313.042	0.0066	0.0094	0.0111
Ca 370.602	3916	3931	3918
Cd 226.502	-0.1152	-0.0749	-0.1133
Co 228.615	1.3099	1.2150	0.4648
Cr 267.716	8.7377	8.7935	8.7776
Cu 324.754	2.0038	1.6961	1.3016
Fe 271.441	4805.61	4834.70	4818.04
K 766.491	977.872	978.935	982.765
Mg 279.078	696.055	695.874	698.268
Mn 257.610	65.7614	65.7915	66.3758
Mo 202.032	0.1564	-0.2136u	0.3986
Na 330.237	3814.29	3801.78	3785.29
Ni 231.604	29.2205	28.4817	30.7198
Pb 220.353	-0.8279u	1.2384	-0.0113u
Sb 206.834	-0.8753u	1.5333	0.6350
Se 196.026	-3.6887u	-1.3147u	-3.0097u
Sn 189.925	0.4376	-1.1173u	-0.4943u
Sr 216.596	11.8984	12.2167	11.8902
Ti 334.941	0.1570	0.0717	0.1281
Tl 190.794	1.8511	0.2004u	1.5743
V 292.401	-0.0673u	0.0147u	-0.2736u
Zn 206.200	4.7358	5.9195	4.2947

Label	Sol'n Conc.	Units	SD	%RSD	Int. (c/s)
Ag 328.068	-0.1864	ppb	0.2811	150.8	-39.9308
Al 308.215	4.8798	ppb	0.6531	13.4	80.3669
As 188.980	2.6950	ppb	1.8701	69.4	-8.7153
B 249.678	42.4516	ppb	0.3088	0.7	646.615
Ba 389.178	17.3240	ppb	0.2579	1.5	389.253
Be 313.042	0.0090	ppb	0.0023	25.4	-365.753
Ca 370.602	3922	ppb	7.790	0.2	12136
Cd 226.502	-0.1011	ppb	0.0227	22.5	38.0551
Co 228.615	0.9966	ppb	0.4630	46.5	14.2099
Cr 267.716	8.7696	ppb	0.0287	0.3	463.881
Cu 324.754	1.6672	ppb	0.3520	21.1	328.792
Fe 271.441	4819.45	ppb	14.5966	0.3	8929.20
K 766.491	979.858	ppb	2.5735	0.3	37834.9
Mg 279.078	696.732	ppb	1.3327	0.2	1615.53
Mn 257.610	65.9762	ppb	0.3463	0.5	5564.71
Mo 202.032	0.1138	ppb	0.3083	270.9	17.6002
Na 330.237	3800.45	ppb	14.5457	0.4	260.456
Ni 231.604	29.4740	ppb	1.1404	3.9	83.9885
Pb 220.353	0.1331	ppb	1.0407	782.1	32.0212
Sb 206.834	0.4310	ppb	1.2172	282.4	7.8825
Se 196.026	-2.6710	ppb	1.2227	45.8	12.1300
Sn 189.925	-0.3914	ppb	0.7826	200.0	-11.4616
Sr 216.596	12.0018	ppb	0.1862	1.6	175.838
Ti 334.941	0.1189	ppb	0.0434	36.5	-13.4741
Tl 190.794	1.2086	ppb	0.8840	73.1	-16.2263
V 292.401	-0.1087	ppb	0.1485	136.6	-12.0239
Zn 206.200	4.9833	ppb	0.8402	16.9	8.2071



680-89701-a-9-a (Samp) 5/3/2013, 9:44:25 AM Rack 4, Tube 31  
Weight: 1 Volume: 1 Dilution: 1

Label	Replicates Concentration		
Ag 328.068	-0.0702u	0.2583	-0.0406u
Al 308.215	2.9537	0.0525	0.0028
As 188.980	1.3767	5.7415	-2.4173u
B 249.678	17.3892	17.8634	17.2207
Ba 389.178	35.5304	36.1157	36.0410
Be 313.042	0.0254	0.0248	0.0227
Ca 370.602	3764	3783	3761
Cd 226.502	1.4971	1.4212	1.5170
Co 228.615	0.1250	0.5533	0.8805
Cr 267.716	0.2798	0.3652	0.2226
Cu 324.754	1.6590	1.6277	1.5996
Fe 271.441	6.7636	2.7296	2.0501
K 766.491	808.129	809.113	804.832
Mg 279.078	1189.85	1194.07	1190.45
Mn 257.610	18.9362	18.7401	18.9124
Mo 202.032	-0.1846u	0.0250	-0.2146u
Na 330.237	2995.68	3070.36	3066.25
Ni 231.604	2.2867	1.9628	1.2403
Pb 220.353	-0.6632u	-2.4484u	-1.6600u
Sb 206.834	-2.9265u	-1.3850u	-2.4259u
Se 196.026	-5.4601u	-3.4049u	-11.1808u
Sn 189.925	-3.3780u	-0.5518u	-2.1740u
Sr 216.596	19.5700	19.6027	19.9197
Ti 334.941	0.0234	-0.0525u	0.0281
Tl 190.794	4.7157	2.6044	-0.3997u
V 292.401	-0.0177u	-0.1754u	-0.1098u
Zn 206.200	91.5992	94.6044	92.1375

Label	Sol'n Conc.	Units	SD	%RSD	Int. (c/s)
Ag 328.068	0.0491	ppb	0.1817	369.7	-21.8824
Al 308.215	1.0030	ppb	1.6895	168.4	63.5404
As 188.980	1.5670	ppb	4.0828	260.6	-9.3552
B 249.678	17.4911	ppb	0.3332	1.9	328.833
Ba 389.178	35.8957	ppb	0.3186	0.9	816.311
Be 313.042	0.0243	ppb	0.0014	5.9	-337.162
Ca 370.602	3769	ppb	12.01	0.3	12036
Cd 226.502	1.4784	ppb	0.0505	3.4	85.0210
Co 228.615	0.5196	ppb	0.3789	72.9	8.0959
Cr 267.716	0.2892	ppb	0.0718	24.8	21.6603
Cu 324.754	1.6288	ppb	0.0297	1.8	325.726
Fe 271.441	3.8478	ppb	2.5479	66.2	117.812
K 766.491	807.358	ppb	2.2423	0.3	31222.1
Mg 279.078	1191.46	ppb	2.2860	0.2	2737.27
Mn 257.610	18.8629	ppb	0.1070	0.6	1689.90
Mo 202.032	-0.1247	ppb	0.1305	104.7	15.9712
Na 330.237	3044.10	ppb	41.9795	1.4	221.973
Ni 231.604	1.8299	ppb	0.5357	29.3	0.5111
Pb 220.353	-1.5905	ppb	0.8946	56.2	28.5002
Sb 206.834	-2.2458	ppb	0.7864	35.0	4.4271
Se 196.026	-6.6820	ppb	4.0294	60.3	9.9722
Sn 189.925	-2.0346	ppb	1.4182	69.7	-13.0962
Sr 216.596	19.6975	ppb	0.1931	1.0	271.371
Ti 334.941	-0.0003	ppb	0.0453	13211.5	-48.0632
Tl 190.794	2.3068	ppb	2.5706	111.4	-14.6792
V 292.401	-0.1009	ppb	0.0792	78.4	-11.1959
Zn 206.200	92.7803	ppb	1.6024	1.7	147.554

E05022013.wvq. All Data Report 5/3/2013, 3:45:46 PM

680-89701-a-11-a (Samp) 5/3/2013, 9:50:04 AM Rack 4, Tube 32

Weight: 1

Volume: 1

Dilution: 1

Label	Replicates Concentration		
Ag 328.068	-0.2176u	-0.0089u	-0.0886u
Al 308.215	3.1864	2.0771	5.4755
As 188.980	3.7474	7.5774	-0.5016u
B 249.678	4.8488	4.6233	4.4645
Ba 389.178	18.7114	18.6656	19.3173
Be 313.042	0.0265	0.0273	0.0341
Ca 370.602	539.8	539.4	535.2
Cd 226.502	0.0703	-0.0413u	0.1082
Co 228.615	1.4599	0.7593	0.9073
Cr 267.716	1.7914	1.6870	1.8613
Cu 324.754	34.9184	34.6166	33.7107
Fe 271.441	10.2203	10.5800	13.9846
K 766.491	200.796	198.370	197.733
Mg 279.078	540.078	531.650	531.734
Mn 257.610	1.9746	1.7890	1.8714
Mo 202.032	-0.2395u	-0.2905u	-0.3134u
Na 330.237	1927.32	1999.12	2058.43
Ni 231.604	2.0725	1.7260	2.1965
Pb 220.353	0.8060	-1.5171u	-0.7903u
Sb 206.834	1.6115	-0.8839u	-1.8340u
Se 196.026	-3.0175u	-1.9761u	-1.3386u
Sn 189.925	-0.3387u	0.0601	0.2770
Sr 216.596	5.7654	6.4633	6.3979
Ti 334.941	0.0970	0.0186	0.0267
Tl 190.794	0.1495	4.6145	0.8894
V 292.401	-0.0996u	0.1362	-0.0751u
Zn 206.200	5.9387	5.6949	4.1137

Label	Sol'n Conc.	Units	SD	%RSD	Int. (c/s)
Ag 328.068	-0.1050	ppb	0.1053	100.3	-33.5032
Al 308.215	3.5797	ppb	1.7330	48.4	74.6759
As 188.980	3.6077	ppb	4.0413	112.0	-8.1396
B 249.678	4.6455	ppb	0.1931	4.2	162.112
Ba 389.178	18.8981	ppb	0.3637	1.9	418.718
Be 313.042	0.0293	ppb	0.0042	14.3	-328.740
Ca 370.602	538.1	ppb	2.518	0.5	1743
Cd 226.502	0.0457	ppb	0.0777	170.1	27.8262
Co 228.615	1.0422	ppb	0.3692	35.4	14.9875
Cr 267.716	1.7799	ppb	0.0877	4.9	99.0533
Cu 324.754	34.4152	ppb	0.6285	1.8	1832.17
Fe 271.441	11.5949	ppb	2.0773	17.9	132.077
K 766.491	198.966	ppb	1.6164	0.8	7899.08
Mg 279.078	534.487	ppb	4.8421	0.9	1247.84
Mn 257.610	1.8783	ppb	0.0930	5.0	292.262
Mo 202.032	-0.2812	ppb	0.0378	13.5	14.7314
Na 330.237	1994.96	ppb	65.6539	3.3	168.160
Ni 231.604	1.9983	ppb	0.2438	12.2	1.0190
Pb 220.353	-0.5005	ppb	1.1884	237.4	30.7150
Sb 206.834	-0.3688	ppb	1.7796	482.5	6.7140
Se 196.026	-2.1108	ppb	0.8475	40.2	12.4233
Sn 189.925	-0.0005	ppb	0.3123	56941.7	-11.0752
Sr 216.596	6.2089	ppb	0.3855	6.2	100.488
Ti 334.941	0.0474	ppb	0.0431	90.9	-36.5862
Tl 190.794	1.8844	ppb	2.3930	127.0	-15.1137
V 292.401	-0.0128	ppb	0.1296	1010.0	-8.6933
Zn 206.200	5.2491	ppb	0.9908	18.9	81.296

E05022013.vvq. All Data Report 5/3/2013, 3:45:46 PM

mb 680-275157/1-b (Samp) 5/3/2013, 9:55:33 AM Rack 4, Tube 33

Weight: 1

Volume: 1

Dilution: 1

Label	Replicates Concentration		
Ag 328.068	0.3725	0.2477	0.2725
Al 308.215	0.2049	1.5250	-0.2131u
As 188.980	0.8301	0.8000	5.1458
B 249.678	2.4974	2.4542	2.6114
Ba 389.178	1.1378	0.7657	0.2307
Be 313.042	-0.0000	0.0058	0.0025
Ca 370.602	-6.787u	-6.520u	-1.660u
Cd 226.502	0.0676	0.0070	0.0729
Co 228.615	0.7350	0.3819	0.0458
Cr 267.716	-0.0267u	0.1248	-0.0900u
Cu 324.754	0.0789	-0.5086u	-0.1976u
Fe 271.441	-6.2751u	-8.8552u	-5.3763u
K 766.491	-0.0909u	-0.1105u	0.0210
Mg 279.078	-1.2082u	2.0517	-2.6623u
Mn 257.610	-0.1951u	-0.1856u	-0.1633u
Mo 202.032	-0.2909u	-0.3408u	-0.4495u
Na 330.237	-44.9465u	-9.0367u	50.7115
Ni 231.604	-0.4432u	-0.9174u	-0.1590u
Pb 220.353	-1.2902u	0.3159	-1.1159u
Sb 206.834	-2.2507u	-3.1956u	-3.4446u
Se 196.026	-4.5242u	-9.7378u	1.2083
Sn 189.925	-1.7309u	0.4461	0.4241
Sr 216.596	-0.2772u	-0.0043u	-0.1114u
Ti 334.941	0.0079	0.0199	0.0131
Tl 190.794	0.8677	3.8420	1.7071
V 292.401	-0.4078u	-0.2783u	0.0831
Zn 206.200	1.3062	1.2290	-0.5368u

Label	Sol'n Conc.	Units	SD	%RSD	Int. (c/s)
Ag 328.068	0.2976	ppb	0.0661	22.2	-1.3262
Al 308.215	0.5056	ppb	0.9072	179.4	61.3494
As 188.980	2.2586	ppb	2.5004	110.7	-8.9651
B 249.678	2.5210	ppb	0.0812	3.2	134.562
Ba 389.178	0.7114	ppb	0.4560	64.1	-6.2852
Be 313.042	0.0028	ppb	0.0029	105.7	-378.080
Ca 370.602	-4.989	ppb	2.886	57.8	13.93
Cd 226.502	0.0492	ppb	0.0367	74.5	27.9116
Co 228.615	0.3875	ppb	0.3446	88.9	6.3699
Cr 267.716	0.0027	ppb	0.1104	4057.8	6.6390
Cu 324.754	-0.2091	ppb	0.2939	140.6	241.271
Fe 271.441	-6.8355	ppb	1.8059	26.4	98.2416
K 766.491	-0.0601	ppb	0.0709	118.0	269.302
Mg 279.078	-0.6063	ppb	2.4140	398.2	34.5101
Mn 257.610	-0.1813	ppb	0.0163	9.0	121.449
Mo 202.032	-0.3604	ppb	0.0811	22.5	14.1053
Na 330.237	-1.0906	ppb	48.3215	4430.8	64.5810
Ni 231.604	-0.5065	ppb	0.3831	75.6	-6.5351
Pb 220.353	-0.6967	ppb	0.8813	126.5	30.3152
Sb 206.834	-2.9636	ppb	0.6298	21.3	3.5638
Se 196.026	-4.3512	ppb	5.4751	125.8	11.2191
Sn 189.925	-0.2869	ppb	1.2506	435.9	-11.3611
Sr 216.596	-0.1310	ppb	0.1375	105.0	20.3375
Ti 334.941	0.0136	ppb	0.0060	43.8	-49.3896
Tl 190.794	2.1389	ppb	1.5335	71.7	-14.8312
V 292.401	-0.2010	ppb	0.2544	126.6	-13.9700
Zn 206.200	0.6661	ppb	1.0425	156.5	0.8335

E05022013.wvq. All Data Report 5/3/2013, 3:45:46 PM

ics 680-275157/2-b (Samp)      5/3/2013, 10:01:01 AM      Rack 4, Tube 34  
 Weight: 1      Volume: 1      Dilution: 1

Label	Replicates Concentration		
Ag 328.068	48.6073	48.5410	49.3360
Al 308.215	4761.19	4803.10	4810.27
As 188.980	99.7243	106.281	104.054
B 249.678	187.857	191.452	192.111
Ba 389.178	99.9008	100.588	100.629
Be 313.042	50.6301	51.0659	50.8457
Ca 370.602	4716	4770	4762
Cd 226.502	50.5450	51.4692	50.9190
Co 228.615	50.7910	51.4192	51.5642
Cr 267.716	100.969	102.339	101.554
Cu 324.754	101.890	103.169	101.650
Fe 271.441	4746.33	4804.12	4781.01
K 766.491	4988.86	5016.66	4994.88
Mg 279.078	4777.19	4825.95	4824.68
Mn 257.610	508.531	515.198	508.040
Mo 202.032	96.8632	98.0033	97.5555
Na 330.237	4543.47	4635.93	4598.33
Ni 231.604	101.485	100.174	100.800
Pb 220.353	48.4571	48.7880	50.2798
Sb 206.834	43.1205	47.7528	40.3873
Se 196.026	92.2607	94.2989	84.2265
Sn 189.925	188.811	195.768	196.153
Sr 216.596	97.3312	99.5141	98.4701
Ti 334.941	95.6136	96.4272	95.9938
Tl 190.794	42.2743	41.2070	39.8737
V 292.401	97.5440	98.2604	97.8405
Zn 206.200	98.8151	103.182	102.583

Label	Sol'n Conc.	Units	SD	%RSD	Int. (c/s)
Ag 328.068	48.8281	ppb	0.4411	0.9	3839.83
Al 308.215	4791.52	ppb	26.5074	0.6	20835.5
As 188.980	103.353	ppb	3.3339	3.2	52.5420
B 249.678	190.473	ppb	2.2897	1.2	2567.68
Ba 389.178	100.372	ppb	0.4090	0.4	2334.91
Be 313.042	50.8472	ppb	0.2179	0.4	94340.9
Ca 370.602	4749	ppb	29.12	0.6	14805
Cd 226.502	50.9777	ppb	0.4649	0.9	2077.93
Co 228.615	51.2581	ppb	0.4110	0.8	674.806
Cr 267.716	101.621	ppb	0.6870	0.7	5290.36
Cu 324.754	102.236	ppb	0.8162	0.8	4951.20
Fe 271.441	4777.15	ppb	29.0869	0.6	8861.18
K 766.491	5000.13	ppb	14.6268	0.3	191954
Mg 279.078	4809.27	ppb	27.7912	0.6	10931.7
Mn 257.610	510.590	ppb	3.9986	0.8	42113.3
Mo 202.032	97.4740	ppb	0.5744	0.6	788.555
Na 330.237	4592.58	ppb	46.4994	1.0	300.117
Ni 231.604	100.820	ppb	0.6558	0.7	299.142
Pb 220.353	49.1750	ppb	0.9710	2.0	131.836
Sb 206.834	43.7535	ppb	3.7234	8.5	60.1770
Se 196.026	90.2620	ppb	5.3254	5.9	62.1773
Sn 189.925	193.578	ppb	4.1321	2.1	181.448
Sr 216.596	98.4385	ppb	1.0918	1.1	1262.97
Ti 334.941	96.0115	ppb	0.4071	0.4	29354.0
Tl 190.794	41.1183	ppb	1.2028	2.9	26.7559
V 292.401	97.8816	ppb	0.3599	0.4	2782.19
Zn 206.200	101.527	ppb	2.3672	2.3	161.689

E05022013.wvq. All Data Report 5/3/2013, 3:45:46 PM

680-89634-f-11-d (Samp) 5/3/2013, 10:06:29 AM Rack 4, Tube 35

Weight: 1

Volume: 1

Dilution: 1

Label	Replicates Concentration		
Ag 328.068	-0.3750u	0.3254	-0.2121u
Al 308.215	0.7164	5.8782	2.7977
As 188.980	5.5050	2.4732	-0.1424u
B 249.678	10.4769	10.1685	10.4658
Ba 389.178	35.4810	34.3662	34.4453
Be 313.042	0.0180	0.0207	0.0159
Ca 370.602	8774	8752	8674
Cd 226.502	-0.0042	0.1278	0.1255
Co 228.615	0.6347	0.0817	0.3446
Cr 267.716	0.6320	0.4223	0.5196
Cu 324.754	1.4563	1.9561	1.7468
Fe 271.441	51.2573	47.9231	47.2112
K 766.491	1739.20	1739.55	1724.83
Mg 279.078	3312.70	3314.35	3286.27
Mn 257.610	0.0483	0.0319	0.0354
Mo 202.032	0.2930	-0.0579u	-0.1015u
Na 330.237	7879.96	7875.85	7781.57
Ni 231.604	1.3684	0.8362	0.1117
Pb 220.353	-1.2857u	-1.5281u	-0.0354u
Sb 206.834	0.1907	0.5502	-0.4160u
Se 196.026	-2.4102u	-5.7625u	1.7307
Sn 189.925	-1.0932u	-0.1396u	2.1943
Sr 216.596	57.4985	56.8892	57.0288
Ti 334.941	0.0179	0.0400	0.0692
Tl 190.794	-0.2208u	2.0796	0.0136
V 292.401	0.3559	0.2663	0.0252
Zn 206.200	6.9356	8.0980	7.3963

Label	Sol'n Conc.	Units	SD	%RSD	Int. (c/s)
Ag 328.068	-0.0872	ppb	0.3665	420.1	-34.5577
Al 308.215	3.1308	ppb	2.5970	82.9	72.7598
As 188.980	2.6119	ppb	2.8262	108.2	-8.6784
B 249.678	10.3704	ppb	0.1749	1.7	236.364
Ba 389.178	34.7642	ppb	0.6220	1.8	795.555
Be 313.042	0.0182	ppb	0.0024	13.2	-347.526
Ca 370.602	8734	ppb	52.83	0.6	27844
Cd 226.502	0.0831	ppb	0.0755	90.9	29.4479
Co 228.615	0.3537	ppb	0.2766	78.2	5.9127
Cr 267.716	0.5246	ppb	0.1049	20.0	33.9220
Cu 324.754	1.7197	ppb	0.2510	14.6	329.916
Fe 271.441	48.7972	ppb	2.1601	4.4	200.033
K 766.491	1734.53	ppb	8.4030	0.5	66765.6
Mg 279.078	3304.44	ppb	15.7562	0.5	7528.95
Mn 257.610	0.0385	ppb	0.0087	22.5	149.136
Mo 202.032	0.0445	ppb	0.2163	485.8	17.3085
Na 330.237	7845.79	ppb	55.6568	0.7	471.877
Ni 231.604	0.7721	ppb	0.6308	81.7	-2.6780
Pb 220.353	-0.9497	ppb	0.8010	84.3	29.7997
Sb 206.834	0.1083	ppb	0.4883	450.9	7.2703
Se 196.026	-2.1473	ppb	3.7535	174.8	12.4031
Sn 189.925	0.3205	ppb	1.6914	527.8	-10.7495
Sr 216.596	57.1388	ppb	0.3192	0.6	745.253
Ti 334.941	0.0424	ppb	0.0258	60.8	-25.0000
Tl 190.794	0.6241	ppb	1.2659	202.8	-16.4922
V 292.401	0.2158	ppb	0.1710	79.3	-2.1154
Zn 206.200	7.4767	ppb	0.5854	7.8	638.6857

E05022013.vvq. All Data Report 5/3/2013, 3:45:46 PM

680-89634-f-12-d (Samp) 5/3/2013, 10:11:57 AM Rack 4, Tube 36

Weight: 1

Volume: 1

Dilution: 1

Label	Replicates Concentration		
Ag 328.068	0.1733	0.0289u	0.0659
Al 308.215	2.8840	3.0356	1.4877
As 188.980	2.9109	2.7042	5.1930
B 249.678	7.9449	8.5475	7.4407
Ba 389.178	25.7517	25.3079	25.6722
Be 313.042	0.0288	0.0154	0.0231
Ca 370.602	8135	8158	8117
Cd 226.502	-0.1212u	-0.0688u	-0.0866u
Co 228.615	0.3230	-0.1357u	0.5666
Cr 267.716	0.3632	0.4780	0.4850
Cu 324.754	0.4661	0.7049	0.2799
Fe 271.441	50.0444	54.6047	54.3058
K 766.491	1555.20	1563.52	1562.62
Mg 279.078	2655.81	2661.36	2647.08
Mn 257.610	0.0304	0.1109	-0.0224
Mo 202.032	0.3338	-0.3225u	-0.4374u
Na 330.237	7459.47	7955.74	7604.27
Ni 231.604	-0.2352u	0.1033	-0.0099u
Pb 220.353	-0.8829u	-1.2486u	-0.4498u
Sb 206.834	-3.2373u	-0.9147u	-4.5697u
Se 196.026	-5.4137u	-4.7801u	-4.5486u
Sn 189.925	0.3610	-1.2750u	-1.2717u
Sr 216.596	53.9762	53.4354	53.7173
Ti 334.941	0.0628	0.0147	0.0634
Tl 190.794	1.6454	2.7724	-0.2547u
V 292.401	0.0572	0.3465	0.0841
Zn 206.200	1.1202	2.4681	1.3055

Label	Sol'n Conc.	Units	SD	%RSD	Int. (c/s)
Ag 328.068	0.0894	ppb	0.0750	84.0	-20.4031
Al 308.215	2.4691	ppb	0.8533	34.6	69.8790
As 188.980	3.6027	ppb	1.3811	38.3	-8.0803
B 249.678	7.9777	ppb	0.5541	6.9	205.306
Ba 389.178	25.5773	ppb	0.2367	0.9	579.891
Be 313.042	0.0225	ppb	0.0067	29.9	-339.678
Ca 370.602	8137	ppb	20.46	0.3	25942
Cd 226.502	-0.0922	ppb	0.0266	28.9	22.4571
Co 228.615	0.2513	ppb	0.3566	141.9	4.5708
Cr 267.716	0.4421	ppb	0.0684	15.5	29.6342
Cu 324.754	0.4836	ppb	0.2130	44.0	273.119
Fe 271.441	52.9850	ppb	2.5510	4.8	207.680
K 766.491	1560.45	ppb	4.5676	0.3	60092.1
Mg 279.078	2654.75	ppb	7.2016	0.3	6055.73
Mn 257.610	0.0396	ppb	0.0671	169.3	147.352
Mo 202.032	-0.1420	ppb	0.4161	293.0	15.8308
Na 330.237	7673.16	ppb	255.206	3.3	462.954
Ni 231.604	-0.0473	ppb	0.1723	364.7	-5.1487
Pb 220.353	-0.8604	ppb	0.3999	46.5	29.9816
Sb 206.834	-2.9072	ppb	1.8497	63.6	3.6348
Se 196.026	-4.9141	ppb	0.4479	9.1	10.9167
Sn 189.925	-0.7286	ppb	0.9436	129.5	-11.7931
Sr 216.596	53.7097	ppb	0.2705	0.5	701.865
Ti 334.941	0.0470	ppb	0.0279	59.5	-26.7796
Tl 190.794	1.3877	ppb	1.5299	110.2	-15.6571
V 292.401	0.1626	ppb	0.1599	98.3	-3.6192
Zn 206.200	1.6313	ppb	0.7306	44.8	2.3759

E05022013.vvq. All Data Report 5/3/2013, 3:45:46 PM

Cont Calib Verif (CCV) 5/3/2013, 10:17:37 AM Rack 4, Tube 37  
 Weight: 1 Volume: 1 Dilution: 1

Label	Replicates Concentration		
Ag 328.068	481.973	477.830	478.069
Al 308.215	4790.01	4761.88	4777.53
As 188.980	474.247	472.182	476.633
B 249.678	488.982	488.379	492.124
Ba 389.178	4954.75	4925.98	4930.09
Be 313.042	494.864	493.053	494.002
Ca 370.602	4857	4824	4838
Cd 226.502	494.524	491.265	491.923
Co 228.615	504.058	500.902	500.164
Cr 267.716	4972.55	4942.92	4949.31
Cu 324.754	5008.64	4945.05	4993.81
Fe 271.441	4776.82	4759.07	4765.85
K 766.491	9984.85	9904.84	9937.71
Mg 279.078	4790.27	4755.41	4769.08
Mn 257.610	4984.93	4917.31	4936.75
Mo 202.032	486.549	485.514	487.795
Na 330.237	6743.98	6748.29	6941.98
Ni 231.604	2502.73	2490.10	2493.16
Pb 220.353	473.805	469.536	473.725
Sb 206.834	914.731	912.280	907.820
Se 196.026	4742.98	4717.12	4724.45
Sn 189.925	4841.89	4767.79	4811.35
Sr 216.596	2423.40	2403.04	2408.46
Ti 334.941	477.933	474.971	476.615
Tl 190.794	4833.63	4792.51	4798.08
V 292.401	4781.45	4756.70	4769.82
Zn 206.200	2465.28	2454.33	2457.75

Label	Sol'n Conc.	Units	SD	%RSD	Int. (c/s)	QC Value
Ag 328.068	479.290	ppb	2.3258	0.5	37868.0	95.85808
Al 308.215	4776.47	ppb	14.0922	0.3	20745.7	95.52945
As 188.980	474.354	ppb	2.2275	0.5	278.288	94.87077
B 249.678	489.828	ppb	2.0110	0.4	6452.64	19.59313Q
Ba 389.178	4936.94	ppb	15.5622	0.3	114993	98.73879
Be 313.042	493.973	ppb	0.9060	0.2	919770	98.79457
Ca 370.602	4839	ppb	16.54	0.3	15331	96.78926
Cd 226.502	492.571	ppb	1.7233	0.3	19713.9	98.51411
Co 228.615	501.708	ppb	2.0683	0.4	6611.74	100.34156
Cr 267.716	4954.93	ppb	15.5903	0.3	257495	99.09850
Cu 324.754	4982.50	ppb	33.2702	0.7	229153	99.64997
Fe 271.441	4767.25	ppb	8.9564	0.2	8964.29	95.34490
K 766.491	9942.47	ppb	40.2164	0.4	381421	99.42467
Mg 279.078	4771.59	ppb	17.5672	0.4	10768.0	95.43176
Mn 257.610	4946.33	ppb	34.8130	0.7	406627	98.92661
Mo 202.032	486.619	ppb	1.1419	0.2	3861.22	97.32386
Na 330.237	6811.42	ppb	113.091	1.7	394.678	90.81887
Ni 231.604	2495.33	ppb	6.5893	0.3	7520.10	99.81316
Pb 220.353	472.355	ppb	2.4422	0.5	993.426	94.47103
Sb 206.834	911.610	ppb	3.5036	0.4	1163.10	91.16102
Se 196.026	4728.18	ppb	13.3302	0.3	2554.99	94.56367
Sn 189.925	4807.01	ppb	37.2368	0.8	4769.66	96.14023
Sr 216.596	2411.63	ppb	10.5418	0.4	30437.7	96.46524
Ti 334.941	476.506	ppb	1.4838	0.3	145800	95.30125
Tl 190.794	4808.07	ppb	22.3071	0.5	5238.13	96.16142
V 292.401	4769.32	ppb	12.3793	0.3	136752	95.38647
Zn 206.200	2459.12	ppb	5.6931	0.2	3901.77	98.36478

E05022013.vvq. All Data Report 5/3/2013, 3:45:46 PM

Cont Calib Blank (CCB)                      5/3/2013, 10:23:06 AM                      Rack 4, Tube 38  
 Weight: 1    Volume: 1    Dilution: 1

Label	Replicates Concentration		
Ag 328.068	-0.1360u	0.2861	0.4131
Al 308.215	-0.0718u	0.9564	-2.8343u
As 188.980	7.9310	4.6887	6.0403
B 249.678	10.1808	8.2769	7.9211
Ba 389.178	0.7077	0.5297	0.0267
Be 313.042	0.0170	0.0146	0.0294
Ca 370.602	-1.098u	-6.659u	-2.338u
Cd 226.502	0.0636	-0.1060u	0.0816
Co 228.615	0.4075	1.0324	0.2222
Cr 267.716	-0.0272u	-0.0597u	0.1854
Cu 324.754	-0.2404u	-0.3630u	0.0935
Fe 271.441	-2.3781u	-7.7317u	-9.8004u
K 766.491	-0.2792u	-0.1570u	0.3837
Mg 279.078	0.5304	0.4602	-2.4174u
Mn 257.610	-0.1446u	-0.0510u	-0.0632u
Mo 202.032	-0.0027u	0.0259	0.0017
Na 330.237	-2.5924u	-185.870u	-61.5067u
Ni 231.604	-0.3424u	-0.2247u	-0.4118u
Pb 220.353	0.8357	0.8719	-0.9464u
Sb 206.834	5.9353	7.0909	5.3500
Se 196.026	-6.6326u	-6.2289u	-3.9494u
Sn 189.925	0.0156	0.5161	-2.1951u
Sr 216.596	-0.0858u	-0.4756u	-0.3485u
Ti 334.941	0.1258	0.0970	0.0794
Tl 190.794	2.7116	2.4349	1.1999
V 292.401	-0.1371u	0.0753	-0.1064u
Zn 206.200	0.8145	-0.0283u	0.2676

Label	Sol'n Conc.	Units	SD	%RSD	Int. (c/s)	QC Value
Ag 328.068	0.1877	ppb	0.2875	153.1	-10.0178	0.18773
Al 308.215	-0.6499	ppb	1.9603	301.6	56.3819	-0.64991
As 188.980	6.2200	ppb	1.6286	26.2	-6.5538	6.22001
B 249.678	8.7929	ppb	1.2151	13.8	215.959	8.79292
Ba 389.178	0.4214	ppb	0.3532	83.8	-13.0377	0.42135
Be 313.042	0.0203	ppb	0.0079	38.9	-345.413	0.02033
Ca 370.602	-3.365	ppb	2.919	86.8	19.16	-3.36511
Cd 226.502	0.0131	ppb	0.1036	791.7	26.4679	0.01308
Co 228.615	0.5540	ppb	0.4245	76.6	8.5463	0.55400
Cr 267.716	0.0328	ppb	0.1331	405.7	8.2034	0.03281
Cu 324.754	-0.1700	ppb	0.2363	139.0	243.078	-0.16996
Fe 271.441	-6.6368	ppb	3.8304	57.7	98.6325	-6.63677
K 766.491	-0.0175	ppb	0.3528	2016.1	270.936	-0.01750
Mg 279.078	-0.4756	ppb	1.6820	353.7	34.8046	-0.47558
Mn 257.610	-0.0863	ppb	0.0509	59.0	129.262	-0.08626
Mo 202.032	0.0083	ppb	0.0154	185.8	17.0250	0.00828
Na 330.237	-83.3232	ppb	93.5665	112.3	60.3131	-83.32320
Ni 231.604	-0.3263	ppb	0.0946	29.0	-5.9917	-0.32631
Pb 220.353	0.2538	ppb	1.0395	409.6	32.2492	0.25376
Sb 206.834	6.1254	ppb	0.8859	14.5	14.5187	6.12542
Se 196.026	-5.6036	ppb	1.4467	25.8	10.5463	-5.60362
Sn 189.925	-0.5545	ppb	1.4427	260.2	-11.6272	-0.55447
Sr 216.596	-0.3033	ppb	0.1988	65.6	18.1492	-0.30330
Ti 334.941	0.1007	ppb	0.0234	23.3	-22.7283	0.10074
Tl 190.794	2.1155	ppb	0.8049	38.0	-14.8572	2.11547
V 292.401	-0.0561	ppb	0.1148	204.7	-9.8905	-0.05606
Zn 206.200	0.3512	ppb	0.4276	121.7	0.3318	0.35124



E05022013.vvq. All Data Report 5/3/2013, 3:45:46 PM

680-89681-d-2-b (Samp) 5/3/2013, 10:28:35 AM Rack 4, Tube 39

Weight: 1

Volume: 1

Dilution: 1

Label	Replicates Concentration		
Ag 328.068	-0.7604u	-0.3813u	-0.4844u
Al 308.215	6413.73	6421.78	6390.79
As 188.980	5.2957	10.5581	7.6841
B 249.678	91.6409	90.7893	91.1975
Ba 389.178	151.504	151.310	151.451
Be 313.042	3.2436	3.2558	3.2324
Ca 370.602	40937	40931	40810
Cd 226.502	0.3533	0.1649	0.1985
Co 228.615	8.7385	8.6571	8.3028
Cr 267.716	1.1243	1.0295	1.0052
Cu 324.754	0.9054	0.8397	0.4070
Fe 271.441	178.298	180.901	180.813
K 766.491	5916.68	5931.47	5927.29
Mg 279.078	16516.2	16525.7	16490.8
Mn 257.610	236.748	236.123	236.761
Mo 202.032	-0.1089u	-0.3270u	-0.0220u
Na 330.237	82897.5	82751.3	82760.1
Ni 231.604	9.5430	7.5963	7.8068
Pb 220.353	0.9904	1.3083	-0.2604u
Sb 206.834	-2.3447u	-2.2970u	-0.6973u
Se 196.026	-1.2640u	-1.3736u	0.2181
Sn 189.925	-3.3859u	0.8878	-0.1550u
Sr 216.596	221.496	220.415	221.139
Ti 334.941	-0.1106	-0.0891	-0.1769
Tl 190.794	3.4343	-0.2419u	-2.0667u
V 292.401	-0.0851u	-0.0998u	-0.2656u
Zn 206.200	41.7968	41.3617	42.2557

Label	Sol'n Conc.	Units	SD	%RSD	Int. (c/s)
Ag 328.068	-0.5420	ppb	0.1960	36.2	-77.3751
Al 308.215	6408.77	ppb	16.0793	0.3	27836.9
As 188.980	7.8459	ppb	2.6349	33.6	-5.2279
B 249.678	91.2092	ppb	0.4259	0.5	1285.33
Ba 389.178	151.422	ppb	0.1001	0.1	3547.34
Be 313.042	3.2439	ppb	0.0117	0.4	5665.24
Ca 370.602	40893	ppb	71.76	0.2	130278
Cd 226.502	0.2389	ppb	0.1005	42.1	35.8433
Co 228.615	8.5661	ppb	0.2317	2.7	113.962
Cr 267.716	1.0530	ppb	0.0629	6.0	64.0318
Cu 324.754	0.7174	ppb	0.2708	37.8	283.895
Fe 271.441	180.004	ppb	1.4782	0.8	441.462
K 766.491	5925.15	ppb	7.6221	0.1	227415
Mg 279.078	16510.9	ppb	18.0201	0.1	37469.5
Mn 257.610	236.544	ppb	0.3645	0.2	19622.6
Mo 202.032	-0.1526	ppb	0.1571	103.0	15.7408
Na 330.237	82802.9	ppb	81.9747	0.1	4362.91
Ni 231.604	8.3154	ppb	1.0683	12.8	20.0754
Pb 220.353	0.6794	ppb	0.8293	122.1	33.3152
Sb 206.834	-1.7796	ppb	0.9377	52.7	5.0359
Se 196.026	-0.8065	ppb	0.8890	110.2	13.1881
Sn 189.925	-0.8844	ppb	2.2283	252.0	-11.9005
Sr 216.596	221.017	ppb	0.5508	0.2	2820.40
Ti 334.941	-0.1255	ppb	0.0458	36.5	-17.3558
Tl 190.794	0.3752	ppb	2.8019	746.7	-17.1553
V 292.401	-0.1501	ppb	0.1002	66.8	-13.1409
Zn 206.200	41.8047	ppb	0.4470	1.1	663761

E05022013.vvq. All Data Report 5/3/2013, 3:45:46 PM

680-89681-d-3-b (Samp) 5/3/2013, 10:34:03 AM Rack 4, Tube 40

Weight: 1

Volume: 1

Dilution: 1

Label	Replicates Concentration		
Ag 328.068	-1.5924u	-1.3330u	-1.4558u
Al 308.215	13201.8	13240.0	13220.6
As 188.980	7.1463	9.4306	11.6839
B 249.678	57.0688	57.4497	57.3904
Ba 389.178	6.9231	6.7802	7.5450
Be 313.042	19.2798	19.3255	19.3305
Ca 370.602	44688	44783	44763
Cd 226.502	2.3717	2.3862	2.4259
Co 228.615	95.4695	95.7195	94.9089
Cr 267.716	1.6208	1.5849	1.4198
Cu 324.754	9.4524	9.2845	9.1885
Fe 271.441	466.567	474.200	470.118
K 766.491	2196.13	2194.56	2195.96
Mg 279.078	38774.0	38804.6	38775.4
Mn 257.610	1580.02	1575.51	1577.69
Mo 202.032	0.4674	0.0847	-0.7633u
Na 330.237	115731x	115810x	115801x
Ni 231.604	82.3184	82.1473	80.6767
Pb 220.353	4.8308	8.6911	6.1599
Sb 206.834	-1.9742u	-3.6945u	-1.1402u
Se 196.026	-6.8271u	-7.8575u	-4.2624u
Sn 189.925	1.6578	1.2240	-1.3883u
Sr 216.596	650.224	651.334	651.335
Ti 334.941	-0.4273	-0.4802	-0.4151
Tl 190.794	4.6143	1.3068u	5.0058
V 292.401	-0.0013u	-0.1591u	0.1416
Zn 206.200	1810.98	1808.65	1811.29

Label	Sol'n Conc.	Units	SD	%RSD	Int. (c/s)
Ag 328.068	-1.4604b	ppb	0.1298	8.9	-163.998
Al 308.215	13220.8b	ppb	19.0862	0.1	57362.4
As 188.980	9.4203b	ppb	2.2689	24.1	-4.2406
B 249.678	57.3029b	ppb	0.2049	0.4	844.909
Ba 389.178	7.0828b	ppb	0.4067	5.7	244.341
Be 313.042	19.3119b	ppb	0.0280	0.1	35601.4
Ca 370.602	44745b	ppb	49.59	0.1	142561
Cd 226.502	2.3946b	ppb	0.0280	1.2	123.032
Co 228.615	95.3660b	ppb	0.4151	0.4	1255.87
Cr 267.716	1.5419b	ppb	0.1072	7.0	96.5758
Cu 324.754	9.3085b	ppb	0.1336	1.4	678.719
Fe 271.441	470.295b	ppb	3.8199	0.8	986.934
K 766.491	2195.55b	ppb	0.8613	0.0	84439.1
Mg 279.078	38784.7b	ppb	17.2727	0.0	87951.1
Mn 257.610	1577.74b	ppb	2.2542	0.1	129902
Mo 202.032	-0.0704b	ppb	0.6298	895.1	16.3760
Na 330.237	115780xb	ppb	43.0993	0.0	6061.52
Ni 231.604	81.7141b	ppb	0.9025	1.1	241.431
Pb 220.353	6.5606b	ppb	1.9611	29.9	45.7613
Sb 206.834	-2.2697b	ppb	1.3025	57.4	4.6074
Se 196.026	-6.3157b	ppb	1.8513	29.3	10.5968
Sn 189.925	0.4978b	ppb	1.6478	331.0	-10.5102
Sr 216.596	650.964b	ppb	0.6413	0.1	8254.03
Ti 334.941	-0.4409b	ppb	0.0346	7.8	-6.7666
Tl 190.794	3.6423b	ppb	2.0321	55.8	-15.7503
V 292.401	-0.0063b	ppb	0.1504	2399.5	-9.1517
Zn 206.200	1810.31b	ppb	1.4420	0.1	2883.30

E05022013.vvq. All Data Report 5/3/2013, 3:45:46 PM

680-89681-d-3-b SD^5 (Samp) 5/3/2013, 10:39:32 AM Rack 4, Tube 41

Weight: 1

Volume: 1

Dilution: 1

Label	Replicates Concentration		
Ag 328.068	-0.5991u	-0.5582u	-0.4795u
Al 308.215	2717.56	2738.82	2727.19
As 188.980	10.8232	8.2853	5.8706
B 249.678	13.2754	13.4907	13.3325
Ba 389.178	2.1726	1.8411	1.4352
Be 313.042	4.0575	4.0670	4.0564
Ca 370.602	9311	9379	9357
Cd 226.502	0.5673	0.7729	0.4480
Co 228.615	20.1657	20.1094	20.6942
Cr 267.716	0.4658	0.1961	0.2558
Cu 324.754	1.8245	2.2778	1.9827
Fe 271.441	97.7085	92.3245	98.2252
K 766.491	410.512	412.073	411.294
Mg 279.078	8101.38	8148.53	8124.08
Mn 257.610	335.935	334.473	333.256
Mo 202.032	-0.3859u	-0.3688u	-0.7563u
Na 330.237	22150.7	22270.8	22325.9
Ni 231.604	17.0594	16.6032	17.7917
Pb 220.353	1.5768	0.6306	-1.9611u
Sb 206.834	-7.5036u	-2.0765u	-2.6640u
Se 196.026	-6.6584u	-0.7015u	-5.3292u
Sn 189.925	-0.0169u	0.3254	-4.4745u
Sr 216.596	138.980	140.581	138.497
Ti 334.941	-0.0910	-0.0963	-0.0975
Tl 190.794	1.1079	0.2091u	2.2583
V 292.401	-0.1123u	-0.1102u	-0.1999u
Zn 206.200	375.885	382.136	378.102

Label	Sol'n Conc.	Units	SD	%RSD	Int. (c/s)
Ag 328.068	-0.5456	ppb	0.0608	11.1	-73.1512
Al 308.215	2727.86	ppb	10.6456	0.4	11882.6
As 188.980	8.3263	ppb	2.4766	29.7	-5.1952
B 249.678	13.3662	ppb	0.1115	0.8	275.178
Ba 389.178	1.8163	ppb	0.3693	20.3	40.8998
Be 313.042	4.0603	ppb	0.0058	0.1	7182.68
Ca 370.602	9349	ppb	34.93	0.4	29810
Cd 226.502	0.5960	ppb	0.1643	27.6	50.0781
Co 228.615	20.3231	ppb	0.3226	1.6	268.636
Cr 267.716	0.3059	ppb	0.1417	46.3	24.4488
Cu 324.754	2.0283	ppb	0.2301	11.3	344.102
Fe 271.441	96.0861	ppb	3.2679	3.4	289.851
K 766.491	411.293	ppb	0.7807	0.2	16038.7
Mg 279.078	8124.67	ppb	23.5791	0.3	18452.5
Mn 257.610	334.555	ppb	1.3415	0.4	27652.5
Mo 202.032	-0.5037	ppb	0.2190	43.5	12.9644
Na 330.237	22249.1	ppb	89.5722	0.4	1216.81
Ni 231.604	17.1514	ppb	0.5996	3.5	46.7187
Pb 220.353	0.0821	ppb	1.8316	2230.7	32.0413
Sb 206.834	-4.0814	ppb	2.9783	73.0	2.2599
Se 196.026	-4.2297	ppb	3.1270	73.9	11.3754
Sn 189.925	-1.3887	ppb	2.6779	192.8	-12.4429
Sr 216.596	139.353	ppb	1.0910	0.8	1784.21
Ti 334.941	-0.0950	ppb	0.0034	3.6	-44.3368
Tl 190.794	1.1918	ppb	1.0272	86.2	-16.4067
V 292.401	-0.1408	ppb	0.0512	36.4	-12.3726
Zn 206.200	378.708	ppb	3.1693	0.8	602.992

E05022013.vvq. All Data Report 5/3/2013, 3:45:46 PM

**680-89681-d-3-bPDS (Samp) 5/3/2013, 10:45:01 AM Rack 4, Tube 42****Weight: 1****Volume: 1****Dilution: 1**

Label	Replicates Concentration		
Ag 328.068	44.4401	44.1960	44.4249
Al 308.215	14848.4	14818.4	14882.4
As 188.980	1957.19	1969.16	1940.45
B 249.678	984.214	992.085	996.044
Ba 389.178	1908.20	1901.45	1905.11
Be 313.042	66.4939	66.3044	66.3602
Ca 370.602	48630	48495	48602
Cd 226.502	49.4979	49.2770	49.4138
Co 228.615	566.111	571.540	569.795
Cr 267.716	189.655	190.137	190.353
Cu 324.754	253.030	253.372	253.557
Fe 271.441	1370.12	1368.48	1361.77
K 766.491	7990.38	7977.70	7972.70
Mg 279.078	42869.3	42860.7	42856.1
Mn 257.610	2013.69	2017.25	2005.88
Mo 202.032	477.297	476.761	478.953
Na 330.237	118273x	117902x	118441x
Ni 231.604	548.522	548.084	552.745
Pb 220.353	454.907	456.268	454.626
Sb 206.834	455.739	454.388	454.072
Se 196.026	1855.67	1865.41	1863.70
Sn 189.925	935.947	936.063	932.923
Sr 216.596	1112.03	1113.66	1112.48
Ti 334.941	918.350	917.139	917.244
Tl 190.794	1855.97	1859.17	1861.76
V 292.401	457.700	456.591	455.866
Zn 206.200	2215.08	2232.52	2231.70

Label	Sol'n Conc.	Units	SD	%RSD	Int. (c/s)
Ag 328.068	44.3537b	ppb	0.1368	0.3	3446.81
Al 308.215	14849.7b	ppb	32.0476	0.2	64463.8
As 188.980	1955.60b	ppb	14.4233	0.7	1180.39
B 249.678	990.781b	ppb	6.0214	0.6	12958.3
Ba 389.178	1904.92b	ppb	3.3787	0.2	44461.4
Be 313.042	66.3862b	ppb	0.0974	0.1	123224
Ca 370.602	48576b	ppb	70.96	0.1	154873
Cd 226.502	49.3962b	ppb	0.1115	0.2	2003.32
Co 228.615	569.149b	ppb	2.7719	0.5	7497.90
Cr 267.716	190.048b	ppb	0.3574	0.2	9892.57
Cu 324.754	253.320b	ppb	0.2678	0.1	11898.4
Fe 271.441	1366.79b	ppb	4.4222	0.3	2710.09
K 766.491	7980.26b	ppb	9.1139	0.1	306199
Mg 279.078	42862.0b	ppb	6.7191	0.0	97189.2
Mn 257.610	2012.27b	ppb	5.8140	0.3	165623
Mo 202.032	477.670b	ppb	1.1428	0.2	3799.40
Na 330.237	118205xb	ppb	275.663	0.2	6176.83
Ni 231.604	549.784b	ppb	2.5740	0.5	1652.98
Pb 220.353	455.267b	ppb	0.8780	0.2	957.749
Sb 206.834	454.733b	ppb	0.8855	0.2	550.939
Se 196.026	1861.59b	ppb	5.1982	0.3	1014.19
Sn 189.925	934.978b	ppb	1.7803	0.2	918.864
Sr 216.596	1112.72b	ppb	0.8387	0.1	14062.2
Ti 334.941	917.578b	ppb	0.6713	0.1	280964
Tl 190.794	1858.97b	ppb	2.9003	0.2	2013.93
V 292.401	456.719b	ppb	0.9236	0.2	13032.9
Zn 206.200	2226.44b	ppb	9.8390	0.4	3545.62

E05022013.vvq. All Data Report 5/3/2013, 3:45:46 PM

**680-89681-a-3-c ms (Samp) 5/3/2013, 10:50:29 AM Rack 4, Tube 43****Weight: 1****Volume: 1****Dilution: 1**

Label	Replicates Concentration		
Ag 328.068	45.0039	45.2024	45.0425
Al 308.215	17325.4	17378.5	17262.5
As 188.980	109.737	104.324	104.818
B 249.678	253.853	254.567	254.834
Ba 389.178	102.757	101.401	101.379
Be 313.042	66.4034	66.5602	66.4109
Ca 370.602	49176	49246	49091
Cd 226.502	49.1092	49.3019	49.3887
Co 228.615	138.983	139.835	139.425
Cr 267.716	95.3311	95.5126	95.3943
Cu 324.754	105.763	106.451	105.985
Fe 271.441	4831.55	4848.39	4843.77
K 766.491	7828.77	7832.13	7826.35
Mg 279.078	42531.5	42604.7	42546.6
Mn 257.610	1990.03	1992.82	2008.97
Mo 202.032	91.5744	91.2316	91.5509
Na 330.237	118005x	118515x	118354x
Ni 231.604	171.316	171.323	172.817
Pb 220.353	50.4888	51.6638	50.9825
Sb 206.834	43.4873	41.6773	39.1206
Se 196.026	86.2615	76.3419	81.5118
Sn 189.925	180.796	184.836	180.044
Sr 216.596	726.698	728.964	729.951
Ti 334.941	88.9137	89.2748	89.1559
Tl 190.794	36.9161	42.4395	39.5790
V 292.401	91.3358	91.5644	91.2668
Zn 206.200	1809.59	1814.73	1812.67

Label	Sol'n Conc.	Units	SD	%RSD	Int. (c/s)
Ag 328.068	45.0829b	ppb	0.1052	0.2	3520.22
Al 308.215	17322.1b	ppb	58.0613	0.3	75146.7
As 188.980	106.293b	ppb	2.9930	2.8	54.7007
B 249.678	254.418b	ppb	0.5071	0.2	3397.46
Ba 389.178	101.846b	ppb	0.7894	0.8	2468.16
Be 313.042	66.4581b	ppb	0.0884	0.1	123431
Ca 370.602	49171b	ppb	77.53	0.2	156337
Cd 226.502	49.2666b	ppb	0.1431	0.3	2009.68
Co 228.615	139.414b	ppb	0.4264	0.3	1834.60
Cr 267.716	95.4127b	ppb	0.0921	0.1	4977.16
Cu 324.754	106.066b	ppb	0.3515	0.3	5127.12
Fe 271.441	4841.24b	ppb	8.6998	0.2	8992.91
K 766.491	7829.08b	ppb	2.9004	0.0	300403
Mg 279.078	42560.9b	ppb	38.6570	0.1	96506.3
Mn 257.610	1997.28b	ppb	10.2225	0.5	164393
Mo 202.032	91.4523b	ppb	0.1915	0.2	740.869
Na 330.237	118291xb	ppb	260.978	0.2	6189.82
Ni 231.604	171.819b	ppb	0.8645	0.5	513.258
Pb 220.353	51.0450b	ppb	0.5900	1.2	136.294
Sb 206.834	41.4284b	ppb	2.1939	5.3	57.5450
Se 196.026	81.3717b	ppb	4.9613	6.1	57.8092
Sn 189.925	181.892b	ppb	2.5771	1.4	169.895
Sr 216.596	728.538b	ppb	1.6682	0.2	9231.56
Ti 334.941	89.1148b	ppb	0.1840	0.2	27420.1
Tl 190.794	39.6449b	ppb	2.7622	7.0	22.7519
V 292.401	91.3890b	ppb	0.1557	0.2	2596.39
Zn 206.200	1812.33b	ppb	2.5875	0.1	2886.70

E05022013.wvq. All Data Report 5/3/2013, 3:45:46 PM

**680-89681-a-3-d msd (Samp) 5/3/2013, 10:55:58 AM Rack 4, Tube 44****Weight: 1****Volume: 1****Dilution: 1**

Label	Replicates Concentration		
Ag 328.068	45.4390	45.3885	45.6249
Al 308.215	17249.1	17223.5	17281.4
As 188.980	96.4403	111.673	108.750
B 249.678	250.062	248.914	250.147
Ba 389.178	102.453	102.826	102.761
Be 313.042	66.7770	66.6609	66.8441
Ca 370.602	49312	49226	49311
Cd 226.502	49.4766	49.5363	49.5182
Co 228.615	138.227	138.317	139.300
Cr 267.716	96.2200	95.8820	96.1855
Cu 324.754	106.956	106.675	107.038
Fe 271.441	4858.20	4872.20	4879.30
K 766.491	7894.66	7893.91	7908.40
Mg 279.078	42435.5	42348.4	42404.6
Mn 257.610	1937.81	1974.88	1971.36
Mo 202.032	91.0356	91.4846	91.9310
Na 330.237	117947x	117516x	117930x
Ni 231.604	170.637	171.858	172.295
Pb 220.353	51.2902	48.1958	49.6134
Sb 206.834	47.8773	43.9190	41.8417
Se 196.026	83.0260	88.3548	81.1580
Sn 189.925	182.423	182.113	182.616
Sr 216.596	726.518	723.901	724.901
Ti 334.941	89.6474	89.5919	89.7698
Tl 190.794	39.2318	37.5177	40.6793
V 292.401	91.8506	91.8136	92.3372
Zn 206.200	1797.26	1785.23	1794.70

Label	Sol'n Conc.	Units	SD	%RSD	Int. (c/s)
Ag 328.068	45.4841b	ppb	0.1245	0.3	3552.11
Al 308.215	17251.3b	ppb	29.0132	0.2	74839.8
As 188.980	105.621b	ppb	8.0841	7.7	54.2919
B 249.678	249.707b	ppb	0.6886	0.3	3336.30
Ba 389.178	102.680b	ppb	0.1994	0.2	2487.13
Be 313.042	66.7607b	ppb	0.0927	0.1	123995
Ca 370.602	49283b	ppb	49.38	0.1	156691
Cd 226.502	49.5104b	ppb	0.0306	0.1	2019.49
Co 228.615	138.615b	ppb	0.5954	0.4	1824.11
Cr 267.716	96.0959b	ppb	0.1860	0.2	5012.52
Cu 324.754	106.889b	ppb	0.1903	0.2	5164.93
Fe 271.441	4869.90b	ppb	10.7378	0.2	9045.23
K 766.491	7898.99b	ppb	8.1626	0.1	303083
Mg 279.078	42396.2b	ppb	44.1327	0.1	96133.2
Mn 257.610	1961.35b	ppb	20.4614	1.0	161440
Mo 202.032	91.4837b	ppb	0.4477	0.5	741.116
Na 330.237	117797xb	ppb	244.293	0.2	6164.35
Ni 231.604	171.597b	ppb	0.8590	0.5	512.588
Pb 220.353	49.6998b	ppb	1.5490	3.1	133.546
Sb 206.834	44.5460b	ppb	3.0663	6.9	61.3177
Se 196.026	84.1796b	ppb	3.7345	4.4	59.3098
Sn 189.925	182.384b	ppb	0.2534	0.1	170.385
Sr 216.596	725.107b	ppb	1.3204	0.2	9188.21
Ti 334.941	89.6697b	ppb	0.0910	0.1	27589.0
Tl 190.794	39.1429b	ppb	1.5827	4.0	22.2478
V 292.401	92.0005b	ppb	0.2922	0.3	2613.97
Zn 206.200	1792.40b	ppb	6.3321	0.4	2854.95

E05022013.vvq. All Data Report 5/3/2013, 3:45:46 PM

680-89681-d-4-b (Samp) 5/3/2013, 11:01:27 AM Rack 4, Tube 45

Weight: 1

Volume: 1

Dilution: 1

Label	Replicates Concentration		
Ag 328.068	-0.4099u	-0.0957u	0.1519
Al 308.215	202.910	202.178	205.548
As 188.980	39.5195	39.0407	43.4134
B 249.678	77.5333	77.5199	77.5032
Ba 389.178	44.3126	44.6008	45.0469
Be 313.042	1.1587	1.1599	1.1633
Ca 370.602	3868	3885	3898
Cd 226.502	-0.2739u	-0.0684u	0.0717
Co 228.615	3.6955	4.0660	3.1977
Cr 267.716	1.4813	1.7046	1.5369
Cu 324.754	1.8316	1.4700	1.4360
Fe 271.441	715.526	710.558	714.750
K 766.491	452.078	453.231	456.029
Mg 279.078	1737.83	1741.24	1754.58
Mn 257.610	26.8162	26.9600	27.0446
Mo 202.032	0.2499	-0.2140u	-0.0721u
Na 330.237	28824.6	28914.0	28904.8
Ni 231.604	5.6764	5.0683	5.8717
Pb 220.353	-0.9745u	-2.2849u	-0.2559u
Sb 206.834	-3.0257u	-6.5379u	-0.2317u
Se 196.026	-2.0080u	-5.8263u	-4.4577u
Sn 189.925	-1.1760u	1.3043	0.6213
Sr 216.596	30.3171	29.6880	30.8836
Ti 334.941	0.5953	0.5591	0.6295
Tl 190.794	3.5148	2.1040	3.9297
V 292.401	4.3675	4.8581	4.7997
Zn 206.200	19.1828	19.7918	19.1793

Label	Sol'n Conc.	Units	SD	%RSD	Int. (c/s)
Ag 328.068	-0.1179	ppb	0.2816	238.8	-35.5227
Al 308.215	203.546	ppb	1.7727	0.9	941.377
As 188.980	40.6579	ppb	2.3984	5.9	14.4350
B 249.678	77.5188	ppb	0.0151	0.0	1106.96
Ba 389.178	44.6534	ppb	0.3700	0.8	1022.74
Be 313.042	1.1606	ppb	0.0024	0.2	1777.06
Ca 370.602	3884	ppb	14.87	0.4	12344
Cd 226.502	-0.0902	ppb	0.1738	192.7	24.6091
Co 228.615	3.6530	ppb	0.4357	11.9	49.3063
Cr 267.716	1.5743	ppb	0.1163	7.4	89.1271
Cu 324.754	1.5792	ppb	0.2192	13.9	323.601
Fe 271.441	713.612	ppb	2.6723	0.4	1417.05
K 766.491	453.779	ppb	2.0319	0.4	17667.5
Mg 279.078	1744.55	ppb	8.8519	0.5	3991.37
Mn 257.610	26.9403	ppb	0.1155	0.4	2355.90
Mo 202.032	-0.0121	ppb	0.2377	1967.3	16.8150
Na 330.237	28881.1	ppb	49.1883	0.2	1563.61
Ni 231.604	5.5388	ppb	0.4190	7.6	11.7124
Pb 220.353	-1.1717	ppb	1.0288	87.8	29.3574
Sb 206.834	-3.2651	ppb	3.1599	96.8	3.2412
Se 196.026	-4.0973	ppb	1.9345	47.2	11.3614
Sn 189.925	0.2499	ppb	1.2812	512.7	-10.8134
Sr 216.596	30.2962	ppb	0.5981	2.0	405.604
Ti 334.941	0.5946	ppb	0.0352	5.9	134.683
Tl 190.794	3.1828	ppb	0.9571	30.1	-13.7691
V 292.401	4.6751	ppb	0.2680	5.7	125.858
Zn 206.200	19.3847	ppb	0.3526	1.8	30.7218

E05022013.vvq. All Data Report 5/3/2013, 3:45:46 PM

**680-89681-d-6-b (Samp)**      **5/3/2013, 11:06:55 AM**      **Rack 4, Tube 46****Weight: 1****Volume: 1****Dilution: 1**

Label	Replicates Concentration		
Ag 328.068	0.1439	0.0996	-0.1557u
Al 308.215	34.1096	36.6214	33.8371
As 188.980	57.7173	55.9936	54.8330
B 249.678	65.9564	66.0109	65.8617
Ba 389.178	42.8541	42.6981	42.9351
Be 313.042	0.1201	0.1163	0.1220
Ca 370.602	19181	19124	19204
Cd 226.502	-0.1962u	-0.0948u	-0.1530u
Co 228.615	3.6036	3.1552	3.5886
Cr 267.716	0.1017	0.1629	0.1204
Cu 324.754	0.5825	0.2007	0.0726
Fe 271.441	376.041	376.615	374.429
K 766.491	652.718	650.759	654.040
Mg 279.078	3785.72	3779.61	3791.50
Mn 257.610	154.273	153.033	154.014
Mo 202.032	0.3233	0.3796	0.7010
Na 330.237	28396.2	28190.7	28362.1
Ni 231.604	2.9517	2.6585	2.9366
Pb 220.353	1.1814	-0.2532u	-1.7077u
Sb 206.834	-4.1743u	-3.6905u	2.8556
Se 196.026	-5.0786u	-0.7290u	-5.4119u
Sn 189.925	-3.5551u	-0.3376u	-0.6533u
Sr 216.596	90.3934	91.1293	90.6988
Ti 334.941	0.1091	0.1470	0.0300
Tl 190.794	-0.2976u	0.6293	2.3022
V 292.401	0.0027u	0.3090	0.3844
Zn 206.200	4.2768	4.2002	2.7813

Label	Sol'n Conc.	Units	SD	%RSD	Int. (c/s)
Ag 328.068	0.0293	ppb	0.1617	552.5	-26.1783
Al 308.215	34.8560	ppb	1.5349	4.4	210.321
As 188.980	56.1813	ppb	1.4513	2.6	24.0143
B 249.678	65.9430	ppb	0.0755	0.1	957.164
Ba 389.178	42.8291	ppb	0.1204	0.3	985.111
Be 313.042	0.1195	ppb	0.0029	2.4	-157.610
Ca 370.602	19169	ppb	41.25	0.2	61064
Cd 226.502	-0.1480	ppb	0.0509	34.4	21.1978
Co 228.615	3.4491	ppb	0.2546	7.4	46.6040
Cr 267.716	0.1284	ppb	0.0314	24.4	14.5383
Cu 324.754	0.2853	ppb	0.2653	93.0	264.107
Fe 271.441	375.695	ppb	1.1337	0.3	798.681
K 766.491	652.506	ppb	1.6508	0.3	25285.7
Mg 279.078	3785.61	ppb	5.9438	0.2	8617.38
Mn 257.610	153.773	ppb	0.6543	0.4	12784.2
Mo 202.032	0.4680	ppb	0.2037	43.5	20.6448
Na 330.237	28316.3	ppb	110.132	0.4	1534.51
Ni 231.604	2.8489	ppb	0.1651	5.8	3.5926
Pb 220.353	-0.2599	ppb	1.4446	555.9	31.2443
Sb 206.834	-1.6698	ppb	3.9265	235.2	5.1219
Se 196.026	-3.7398	ppb	2.6128	69.9	11.5893
Sn 189.925	-1.5153	ppb	1.7736	117.0	-12.5615
Sr 216.596	90.7405	ppb	0.3697	0.4	1171.32
Ti 334.941	0.0954	ppb	0.0597	62.6	-8.0862
Tl 190.794	0.8779	ppb	1.3176	150.1	-16.4846
V 292.401	0.2321	ppb	0.2022	87.1	-1.8943
Zn 206.200	3.7528	ppb	0.8422	22.4	5.7908



680-89681-a-7-b (Samp) 5/3/2013, 11:12:24 AM Rack 4, Tube 47  
Weight: 1 Volume: 1 Dilution: 1

Label	Replicates Concentration		
Ag 328.068	-0.4103u	-0.6209u	-0.4570u
Al 308.215	6372.44	6399.08	6401.71
As 188.980	6.3782	6.4706	2.4250
B 249.678	90.1802	91.3695	90.4559
Ba 389.178	151.235	150.910	151.253
Be 313.042	3.2174	3.2129	3.2096
Ca 370.602	40549	40626	40615
Cd 226.502	0.2753	0.4126	0.0431
Co 228.615	8.6001	8.1551	8.9218
Cr 267.716	0.9464	0.9407	1.1857
Cu 324.754	0.6238	0.5856	0.3528
Fe 271.441	171.622	172.984	173.935
K 766.491	5865.57	5868.43	5861.77
Mg 279.078	16411.1	16457.9	16439.2
Mn 257.610	233.985	232.337	232.324
Mo 202.032	-0.5815u	-0.1811u	0.2228
Na 330.237	81911.5	82470.3	82247.8
Ni 231.604	8.7965	10.0963	8.5245
Pb 220.353	-0.5032u	-0.5849u	0.3118
Sb 206.834	-0.4836u	-0.9514u	-2.2635u
Se 196.026	-0.2806u	-9.7780u	-5.6596u
Sn 189.925	-0.9848u	-1.2764u	-0.9852u
Sr 216.596	219.956	220.949	219.955
Ti 334.941	-0.1128	-0.0986	-0.1573
Tl 190.794	1.3665	-2.2300u	0.2600u
V 292.401	-0.2136u	-0.3831u	-0.2839u
Zn 206.200	30.8197	31.8965	32.1864

Label	Sol'n Conc.	Units	SD	%RSD	Int. (c/s)
Ag 328.068	-0.4961	ppb	0.1106	22.3	-73.6885
Al 308.215	6391.08	ppb	16.1913	0.3	27760.2
As 188.980	5.0913	ppb	2.3095	45.4	-6.9076
B 249.678	90.6685	ppb	0.6225	0.7	1278.32
Ba 389.178	151.133	ppb	0.1931	0.1	3540.39
Be 313.042	3.2133	ppb	0.0039	0.1	5608.08
Ca 370.602	40597	ppb	41.78	0.1	129336
Cd 226.502	0.2437	ppb	0.1867	76.6	36.0121
Co 228.615	8.5590	ppb	0.3850	4.5	113.869
Cr 267.716	1.0243	ppb	0.1398	13.7	62.5175
Cu 324.754	0.5207	ppb	0.1467	28.2	274.858
Fe 271.441	172.847	ppb	1.1623	0.7	428.364
K 766.491	5865.26	ppb	3.3418	0.1	225119
Mg 279.078	16436.1	ppb	23.5406	0.1	37299.8
Mn 257.610	232.882	ppb	0.9554	0.4	19321.4
Mo 202.032	-0.1800	ppb	0.4022	223.5	15.5249
Na 330.237	82209.9	ppb	281.339	0.3	4332.19
Ni 231.604	9.1391	ppb	0.8401	9.2	22.5594
Pb 220.353	-0.2588	ppb	0.4958	191.6	31.4040
Sb 206.834	-1.2328	ppb	0.9227	74.8	5.6948
Se 196.026	-5.2394	ppb	4.7626	90.9	10.8060
Sn 189.925	-1.0821	ppb	0.1683	15.6	-12.0975
Sr 216.596	220.287	ppb	0.5737	0.3	2811.12
Ti 334.941	-0.1229	ppb	0.0307	24.9	-16.9141
Tl 190.794	-0.2012	ppb	1.8421	915.8	-17.7816
V 292.401	-0.2935	ppb	0.0851	29.0	-17.2540
Zn 206.200	31.6342	ppb	0.7201	2.3	5011757

E05022013.wvq. All Data Report 5/3/2013, 3:45:46 PM

680-89775-e-2-d (Samp) 5/3/2013, 11:17:53 AM Rack 4, Tube 48

Weight: 1

Volume: 1

Dilution: 1

Label	Replicates Concentration		
Ag 328.068	0.0090u	-0.1090u	0.1246
Al 308.215	9.9451	10.4539	14.3460
As 188.980	-0.3751u	4.4128	5.5719
B 249.678	18.4549	18.2817	17.5288
Ba 389.178	30.1342	30.6604	30.0599
Be 313.042	0.0204	0.0127	0.0093
Ca 370.602	9592	9531	9623
Cd 226.502	0.1321	0.0320	-0.0850u
Co 228.615	0.6230	1.0793	0.6075
Cr 267.716	0.8996	0.6466	0.6795
Cu 324.754	0.3908	0.9013	1.2667
Fe 271.441	679.356	680.911	687.079
K 766.491	1779.00	1771.92	1774.31
Mg 279.078	3921.64	3896.75	3922.86
Mn 257.610	2.9624	2.9713	3.0517
Mo 202.032	-0.1740u	0.1148	-0.0951u
Na 330.237	7637.07	7832.71	7880.42
Ni 231.604	0.3441	0.2705	0.7735
Pb 220.353	0.4259	-3.7093u	2.2154
Sb 206.834	-0.3078u	-0.6187u	-5.0414u
Se 196.026	-7.2065u	-9.4129u	1.0162
Sn 189.925	1.8536	1.6134	-2.7678u
Sr 216.596	70.9205	70.0752	70.6478
Ti 334.941	0.4824	0.5044	0.4927
Tl 190.794	-0.7647u	-0.4211u	1.9394
V 292.401	0.1250	0.2321	0.5192
Zn 206.200	2.6333	3.2186	2.7970

Label	Sol'n Conc.	Units	SD	%RSD	Int. (c/s)
Ag 328.068	0.0082	ppb	0.1168	1429.0	-27.6514
Al 308.215	11.5817	ppb	2.4074	20.8	109.377
As 188.980	3.2032	ppb	3.1526	98.4	-8.3178
B 249.678	18.0884	ppb	0.4923	2.7	335.718
Ba 389.178	30.2849	ppb	0.3274	1.1	693.727
Be 313.042	0.0141	ppb	0.0057	40.5	-354.834
Ca 370.602	9582	ppb	46.68	0.5	30495
Cd 226.502	0.0264	ppb	0.1087	412.3	29.3164
Co 228.615	0.7700	ppb	0.2680	34.8	11.3832
Cr 267.716	0.7419	ppb	0.1376	18.5	45.3897
Cu 324.754	0.8529	ppb	0.4399	51.6	290.256
Fe 271.441	682.449	ppb	4.0846	0.6	1359.52
K 766.491	1775.08	ppb	3.6002	0.2	68320.1
Mg 279.078	3913.75	ppb	14.7340	0.4	8910.68
Mn 257.610	2.9951	ppb	0.0492	1.6	394.481
Mo 202.032	-0.0515	ppb	0.1493	290.1	16.5138
Na 330.237	7783.40	ppb	128.952	1.7	468.478
Ni 231.604	0.4627	ppb	0.2717	58.7	-3.5961
Pb 220.353	-0.3560	ppb	3.0388	853.6	31.0090
Sb 206.834	-1.9893	ppb	2.6477	133.1	4.7622
Se 196.026	-5.2011	ppb	5.4961	105.7	10.7620
Sn 189.925	0.2331	ppb	2.6016	1116.2	-10.8360
Sr 216.596	70.5478	ppb	0.4314	0.6	915.154
Ti 334.941	0.4931	ppb	0.0110	2.2	116.049
Tl 190.794	0.2512	ppb	1.4721	586.0	-16.9401
V 292.401	0.2921	ppb	0.2039	69.8	0.1019
Zn 206.200	2.8830	ppb	0.3019	10.5	4.4371

E05022013.wvq. All Data Report 5/3/2013, 3:45:46 PM

Cont Calib Verif (CCV) 5/3/2013, 11:23:21 AM Rack 4, Tube 49  
 Weight: 1 Volume: 1 Dilution: 1

Label	Replicates Concentration		
Ag 328.068	487.439	485.512	488.256
Al 308.215	4834.77	4834.43	4811.22
As 188.980	471.714	486.382	491.381
B 249.678	491.097	495.644	495.198
Ba 389.178	4966.82	5008.16	4979.85
Be 313.042	494.827	501.582	497.723
Ca 370.602	4857	4898	4885
Cd 226.502	494.933	499.983	498.238
Co 228.615	505.121	510.342	508.753
Cr 267.716	4988.97	5031.49	5013.59
Cu 324.754	5113.66	5013.80	5074.34
Fe 271.441	4777.79	4836.99	4810.52
K 766.491	10037.2	10122.0	10075.0
Mg 279.078	4801.96	4840.11	4807.28
Mn 257.610	4972.87	5055.16	5034.61
Mo 202.032	487.698	493.766	490.828
Na 330.237	6817.86	6844.25	6987.22
Ni 231.604	2499.76	2537.44	2517.71
Pb 220.353	471.443	479.053	477.614
Sb 206.834	912.575	923.009	920.250
Se 196.026	4754.56	4802.56	4783.27
Sn 189.925	4865.35	4860.95	4873.09
Sr 216.596	2428.77	2447.42	2438.63
Ti 334.941	479.271	484.293	482.235
Tl 190.794	4840.00	4883.27	4868.04
V 292.401	4803.71	4842.27	4832.08
Zn 206.200	2468.59	2489.00	2480.22

Label	Sol'n Conc.	Units	SD	%RSD	Int. (c/s)	QC Value
Ag 328.068	487.069	ppb	1.4088	0.3	38483.3	97.41385
Al 308.215	4826.81	ppb	13.4983	0.3	20963.7	96.53618
As 188.980	483.159	ppb	10.2218	2.1	283.646	96.63175
B 249.678	493.980	ppb	2.5065	0.5	6506.45	19.75918Q
Ba 389.178	4984.94	ppb	21.1375	0.4	116112	99.69888
Be 313.042	498.044	ppb	3.3886	0.7	927352	99.60876
Ca 370.602	4880	ppb	20.93	0.4	15458	97.59575
Cd 226.502	497.718	ppb	2.5648	0.5	19919.6	99.54362
Co 228.615	508.072	ppb	2.6763	0.5	6695.57	101.61440
Cr 267.716	5011.35	ppb	21.3523	0.4	260427	100.22701
Cu 324.754	5067.27	ppb	50.3062	1.0	233048	101.34535
Fe 271.441	4808.43	ppb	29.6546	0.6	9041.31	96.16864
K 766.491	10078.1	ppb	42.4711	0.4	386620	100.78067
Mg 279.078	4816.45	ppb	20.6615	0.4	10869.0	96.32899
Mn 257.610	5020.88	ppb	42.8303	0.9	412753	100.41759
Mo 202.032	490.764	ppb	3.0343	0.6	3893.93	98.15285
Na 330.237	6883.11	ppb	91.1241	1.3	398.160	91.77480
Ni 231.604	2518.30	ppb	18.8446	0.7	7589.38	100.73207
Pb 220.353	476.037	ppb	4.0425	0.8	1000.92	95.20735
Sb 206.834	918.611	ppb	5.4067	0.6	1172.17	91.86115
Se 196.026	4780.13	ppb	24.1544	0.5	2582.91	95.60258
Sn 189.925	4866.46	ppb	6.1478	0.1	4828.79	97.32923
Sr 216.596	2438.27	ppb	9.3310	0.4	30773.7	97.53089
Ti 334.941	481.933	ppb	2.5249	0.5	147461	96.38658
Tl 190.794	4863.77	ppb	21.9500	0.5	5299.04	97.27534
V 292.401	4826.02	ppb	19.9829	0.4	138378	96.52040
Zn 206.200	2479.27	ppb	10.2372	0.4	3933.70	99.17087

E05022013.vvq. All Data Report 5/3/2013, 3:45:46 PM

Cont Calib Blank (CCB) 5/3/2013, 11:29:01 AM Rack 4, Tube 50

Weight: 1 Volume: 1 Dilution: 1

Label	Replicates Concentration		
Ag 328.068	-0.1029u	0.1816	0.1921
Al 308.215	-3.7685u	-2.6951u	-3.4273u
As 188.980	6.6386	3.1790	8.6842
B 249.678	9.5464	9.5075	8.2693
Ba 389.178	1.0770	0.2901	0.2219
Be 313.042	0.0042	0.0144	0.0060
Ca 370.602	-0.6503u	-5.188u	-5.676u
Cd 226.502	-0.1930u	0.0151	0.0799
Co 228.615	0.6421	0.4165	0.4535
Cr 267.716	0.0712	0.0425	0.1322
Cu 324.754	-0.3665u	0.0240	-0.3607u
Fe 271.441	-7.5883u	-8.8629u	-1.1006u
K 766.491	-0.7322u	-0.1068u	-0.3143u
Mg 279.078	-3.9159u	0.6445	0.2914
Mn 257.610	-0.1536u	-0.0953u	-0.0813u
Mo 202.032	0.4009	0.2354	-0.1128u
Na 330.237	-78.6217u	-94.6414u	150.530
Ni 231.604	0.5299	0.3481	0.3038
Pb 220.353	-1.3424u	-0.2005u	0.0457
Sb 206.834	4.0531	5.8101	7.5218
Se 196.026	-3.0075u	-6.2309u	-2.6271u
Sn 189.925	-3.0792u	-2.0624u	-0.7290u
Sr 216.596	-0.5811u	-0.0566u	-0.4301u
Ti 334.941	0.1056	0.0510	-0.0050u
Tl 190.794	4.9382	2.3796	5.3873
V 292.401	0.0604	0.0080	0.2448
Zn 206.200	-1.0645u	0.8352	-0.0779u

Label	Sol'n Conc.	Units	SD	%RSD	Int. (c/s)	QC Value
Ag 328.068	0.0903	ppb	0.1674	185.4	-17.7316	0.09030
Al 308.215	-3.2970	ppb	0.5484	16.6	44.9150	-3.29698
As 188.980	6.1672	ppb	2.7827	45.1	-6.5859	6.16724
B 249.678	9.1078	ppb	0.7264	8.0	220.045	9.10775
Ba 389.178	0.5297	ppb	0.4752	89.7	-10.5151	0.52968
Be 313.042	0.0082	ppb	0.0054	66.6	-368.066	0.00818
Ca 370.602	-3.838	ppb	2.771	72.2	17.64	-3.83789
Cd 226.502	-0.0327	ppb	0.1426	436.4	24.6406	-0.03268
Co 228.615	0.5040	ppb	0.1210	24.0	7.8849	0.50400
Cr 267.716	0.0820	ppb	0.0458	55.9	10.7574	0.08199
Cu 324.754	-0.2344	ppb	0.2238	95.5	240.119	-0.23438
Fe 271.441	-5.8506	ppb	4.1627	71.2	100.066	-5.85060
K 766.491	-0.3844	ppb	0.3185	82.9	256.870	-0.38442
Mg 279.078	-0.9933	ppb	2.5372	255.4	33.6312	-0.99331
Mn 257.610	-0.1101	ppb	0.0384	34.9	127.303	-0.11008
Mo 202.032	0.1745	ppb	0.2622	150.3	18.3411	0.17448
Na 330.237	-7.5778	ppb	137.159	1810.0	64.2493	-7.57779
Ni 231.604	0.3939	ppb	0.1198	30.4	-3.8196	0.39394
Pb 220.353	-0.4991	ppb	0.7407	148.4	30.7166	-0.49905
Sb 206.834	5.7950	ppb	1.7344	29.9	14.1189	5.79498
Se 196.026	-3.9552	ppb	1.9800	50.1	11.4319	-3.95519
Sn 189.925	-1.9569	ppb	1.1786	60.2	-13.0220	-1.95687
Sr 216.596	-0.3560	ppb	0.2700	75.8	17.4618	-0.35597
Ti 334.941	0.0505	ppb	0.0553	109.4	-38.0954	0.05054
Tl 190.794	4.2350	ppb	1.6225	38.3	-12.5378	4.23503
V 292.401	0.1044	ppb	0.1244	119.1	-5.2974	0.10440
Zn 206.200	-0.1024	ppb	0.9501	937.8	0.3909	-0.10239

E05022013.wvq. All Data Report 5/3/2013, 3:45:46 PM

680-89775-e-3-h (Samp) 5/3/2013, 11:34:31 AM Rack 4, Tube 51

Weight: 1

Volume: 1

Dilution: 1

Label	Replicates Concentration		
Ag 328.068	-0.3711u	0.1198	-0.0201u
Al 308.215	12.8056	12.3670	12.4352
As 188.980	6.8404	9.4838	5.3263
B 249.678	26.1552	26.2983	25.8583
Ba 389.178	55.4069	54.2857	55.4870
Be 313.042	0.0016	0.0014	0.0009
Ca 370.602	11224	11212	11168
Cd 226.502	-0.0157u	0.0697	0.0549
Co 228.615	0.5044	0.6954	0.6528
Cr 267.716	1.4963	1.4089	1.2182
Cu 324.754	-0.0752u	0.3695	0.0504
Fe 271.441	133.408	137.545	135.771
K 766.491	1879.96	1875.22	1875.40
Mg 279.078	5221.01	5177.92	5198.68
Mn 257.610	2.2052	2.2410	2.1513
Mo 202.032	0.0883	-0.1570u	-0.2880u
Na 330.237	7941.10	7880.66	7971.49
Ni 231.604	1.1981	1.1284	0.2785
Pb 220.353	-0.2577u	-3.7443u	0.1581
Sb 206.834	-1.5594u	2.2305	-2.2824u
Se 196.026	-6.7072u	-8.7601u	0.3179
Sn 189.925	-0.3564u	-1.6720u	1.1895
Sr 216.596	104.694	105.003	104.993
Ti 334.941	0.3227	0.3249	0.3081
Tl 190.794	3.3274	4.2710	5.3347
V 292.401	0.8834	0.6746	0.6361
Zn 206.200	3.0700	3.3064	3.7294

Label	Sol'n Conc.	Units	SD	%RSD	Int. (c/s)
Ag 328.068	-0.0905	ppb	0.2529	279.6	-37.0854
Al 308.215	12.5360	ppb	0.2360	1.9	113.517
As 188.980	7.2168	ppb	2.1042	29.2	-5.8559
B 249.678	26.1040	ppb	0.2244	0.9	440.445
Ba 389.178	55.0599	ppb	0.6716	1.2	1273.34
Be 313.042	0.0013	ppb	0.0003	25.7	-378.298
Ca 370.602	11201	ppb	29.03	0.3	35698
Cd 226.502	0.0363	ppb	0.0457	125.8	27.8895
Co 228.615	0.6175	ppb	0.1002	16.2	9.3937
Cr 267.716	1.3745	ppb	0.1422	10.3	78.1214
Cu 324.754	0.1149	ppb	0.2293	199.5	256.197
Fe 271.441	135.575	ppb	2.0752	1.5	358.862
K 766.491	1876.86	ppb	2.6861	0.1	72222.0
Mg 279.078	5199.20	ppb	21.5528	0.4	11825.4
Mn 257.610	2.1992	ppb	0.0451	2.1	332.254
Mo 202.032	-0.1189	ppb	0.1910	160.7	16.0084
Na 330.237	7931.08	ppb	46.2384	0.6	476.306
Ni 231.604	0.8683	ppb	0.5120	59.0	-2.3857
Pb 220.353	-1.2813	ppb	2.1431	167.3	29.1252
Sb 206.834	-0.5371	ppb	2.4239	451.3	6.5043
Se 196.026	-5.0498	ppb	4.7605	94.3	10.8442
Sn 189.925	-0.2796	ppb	1.4323	512.2	-11.3450
Sr 216.596	104.897	ppb	0.1753	0.2	1349.24
Ti 334.941	0.3186	ppb	0.0091	2.9	68.8374
Tl 190.794	4.3110	ppb	1.0043	23.3	-12.4660
V 292.401	0.7314	ppb	0.1330	18.2	12.6893
Zn 206.200	3.3686	ppb	0.3341	9.9	5.1489

E05022013.vvq. All Data Report 5/3/2013, 3:45:46 PM

680-89775-e-4-d (Samp) 5/3/2013, 11:39:59 AM Rack 4, Tube 52

Weight: 1 Volume: 1 Dilution: 1

Label	Replicates Concentration		
Ag 328.068	-0.0495u	0.0227u	0.1847
Al 308.215	33.6093	36.4936	33.7615
As 188.980	2.1460	-0.0173	6.1721
B 249.678	11.6596	10.8045	11.9118
Ba 389.178	32.1472	32.0666	32.0966
Be 313.042	0.0704	0.0691	0.0678
Ca 370.602	7762	7740	7772
Cd 226.502	-0.0085	-0.0342u	0.0290
Co 228.615	0.7417	0.6059	0.5389
Cr 267.716	3.0220	3.0314	3.2444
Cu 324.754	1.2694	1.3429	1.0674
Fe 271.441	206.028	207.997	213.571
K 766.491	1621.15	1623.30	1622.22
Mg 279.078	3387.89	3375.24	3387.94
Mn 257.610	81.5792	81.6957	81.3394
Mo 202.032	-0.2207u	-0.2030u	0.1571
Na 330.237	8386.21	8291.78	8161.27
Ni 231.604	1.3334	0.3842	1.0235
Pb 220.353	-1.4176u	1.2987	-1.3610u
Sb 206.834	-2.4326u	-0.6020u	-2.6935u
Se 196.026	-0.1197u	-1.6791u	-3.4373u
Sn 189.925	-1.0446u	-3.6097u	1.1451
Sr 216.596	57.2021	57.5979	57.3115
Ti 334.941	0.4077	0.4326	0.4199
Tl 190.794	3.0364	3.0184	3.6976
V 292.401	0.4487	0.4042	0.2130
Zn 206.200	8.9471	7.4907	7.4328

Label	Sol'n Conc.	Units	SD	%RSD	Int. (c/s)
Ag 328.068	0.0527	ppb	0.1199	227.7	-23.0964
Al 308.215	34.6215	ppb	1.6231	4.7	209.243
As 188.980	2.7669	ppb	3.1410	113.5	-8.5939
B 249.678	11.4586	ppb	0.5803	5.1	250.282
Ba 389.178	32.1035	ppb	0.0407	0.1	734.017
Be 313.042	0.0691	ppb	0.0013	1.9	-253.122
Ca 370.602	7758	ppb	16.47	0.2	24727
Cd 226.502	-0.0046	ppb	0.0318	692.7	26.4827
Co 228.615	0.6288	ppb	0.1033	16.4	9.5506
Cr 267.716	3.0993	ppb	0.1258	4.1	168.174
Cu 324.754	1.2266	ppb	0.1427	11.6	307.296
Fe 271.441	209.198	ppb	3.9122	1.9	493.580
K 766.491	1622.23	ppb	1.0734	0.1	62460.4
Mg 279.078	3383.69	ppb	7.3165	0.2	7707.24
Mn 257.610	81.5381	ppb	0.1817	0.2	6846.86
Mo 202.032	-0.0889	ppb	0.2132	239.9	16.2429
Na 330.237	8279.76	ppb	112.951	1.4	494.351
Ni 231.604	0.9137	ppb	0.4840	53.0	-2.2472
Pb 220.353	-0.4933	ppb	1.5521	314.6	30.7514
Sb 206.834	-1.9094	ppb	1.1397	59.7	4.8729
Se 196.026	-1.7453	ppb	1.6598	95.1	12.6412
Sn 189.925	-1.1697	ppb	2.3799	203.5	-12.2318
Sr 216.596	57.3705	ppb	0.2044	0.4	748.145
Ti 334.941	0.4201	ppb	0.0125	3.0	90.9653
Tl 190.794	3.2508	ppb	0.3871	11.9	-13.7613
V 292.401	0.3553	ppb	0.1252	35.2	1.7462
Zn 206.200	7.9569	ppb	0.8581	10.8	634.600

E05022013.vvq. All Data Report 5/3/2013, 3:45:46 PM

680-89775-e-5-d (Samp) 5/3/2013, 11:54:48 AM Rack 4, Tube 53

Weight: 1

Volume: 1

Dilution: 1

Label	Replicates Concentration		
Ag 328.068	0.2654	0.3535	0.0347
Al 308.215	38.7546	40.9924	41.8461
As 188.980	7.3711	4.2107	4.4006
B 249.678	6.5550	6.3081	5.4427
Ba 389.178	28.0966	27.0452	27.7492
Be 313.042	0.0651	0.0723	0.0731
Ca 370.602	6300	6282	6219
Cd 226.502	0.0299	-0.0239	0.0223
Co 228.615	0.6721	0.4383	0.5995
Cr 267.716	0.5860	0.4008	0.2886
Cu 324.754	0.4304	1.0698	0.5261
Fe 271.441	602.206	593.579	587.099
K 766.491	1487.57	1485.20	1470.32
Mg 279.078	2046.17	2049.10	2007.34
Mn 257.610	6.0057	6.0132	5.9991
Mo 202.032	-0.0598u	0.4317	-0.4350u
Na 330.237	6699.73	6916.77	6595.42
Ni 231.604	-0.7023u	-0.2812u	0.6732
Pb 220.353	-0.1258u	-0.2423u	-3.3132u
Sb 206.834	-0.4812u	-2.0864u	-4.8518u
Se 196.026	0.4496	-16.4327u	-3.2178u
Sn 189.925	0.4346	-0.0205u	0.1266
Sr 216.596	42.5734	42.3179	41.8966
Ti 334.941	0.9856	1.0644	1.0186
Tl 190.794	0.7044	-0.5996u	0.6125
V 292.401	0.5569	0.2965	0.4552
Zn 206.200	9.3547	9.8375	9.8970

Label	Sol'n Conc.	Units	SD	%RSD	Int. (c/s)
Ag 328.068	0.2179	ppb	0.1646	75.5	-9.6597
Al 308.215	40.5310	ppb	1.5965	3.9	234.847
As 188.980	5.3275	ppb	1.7724	33.3	-7.0513
B 249.678	6.1019	ppb	0.5841	9.6	180.272
Ba 389.178	27.6303	ppb	0.5356	1.9	626.845
Be 313.042	0.0702	ppb	0.0044	6.3	-251.354
Ca 370.602	6267	ppb	42.64	0.7	19944
Cd 226.502	0.0094	ppb	0.0291	309.0	28.3204
Co 228.615	0.5699	ppb	0.1197	21.0	8.7705
Cr 267.716	0.4251	ppb	0.1502	35.3	28.8993
Cu 324.754	0.6755	ppb	0.3449	51.1	282.075
Fe 271.441	594.295	ppb	7.5786	1.3	1198.19
K 766.491	1481.03	ppb	9.3477	0.6	57047.7
Mg 279.078	2034.20	ppb	23.3085	1.1	4648.59
Mn 257.610	6.0060	ppb	0.0071	0.1	636.370
Mo 202.032	-0.0210	ppb	0.4346	2065.4	16.7593
Na 330.237	6737.31	ppb	163.938	2.4	414.141
Ni 231.604	-0.1035	ppb	0.7048	681.2	-5.3055
Pb 220.353	-1.2271	ppb	1.8075	147.3	29.2370
Sb 206.834	-2.4731	ppb	2.2108	89.4	4.1736
Se 196.026	-6.4003	ppb	8.8797	138.7	10.1188
Sn 189.925	0.1802	ppb	0.2323	128.9	-10.8906
Sr 216.596	42.2626	ppb	0.3418	0.8	557.213
Ti 334.941	1.0229	ppb	0.0396	3.9	268.994
Tl 190.794	0.2391	ppb	0.7278	304.4	-16.9534
V 292.401	0.4362	ppb	0.1312	30.1	4.2688
Zn 206.200	9.6964	ppb	0.2974	3.1	152809

E05022013.vvq. All Data Report 5/3/2013, 3:45:46 PM

680-89775-e-6-d (Samp) 5/3/2013, 12:00:16 PM Rack 4, Tube 54

Weight: 1

Volume: 1

Dilution: 1

Label	Replicates Concentration		
Ag 328.068	0.0570	0.3814	0.1560
Al 308.215	10.9341	9.8814	9.5191
As 188.980	2.5942	0.5133	2.8952
B 249.678	4.2634	4.7154	3.7224
Ba 389.178	29.0558	28.3435	29.5420
Be 313.042	0.0894	0.0925	0.0970
Ca 370.602	4831	4817	4812
Cd 226.502	-0.1693u	-0.0451u	-0.0689u
Co 228.615	0.6915	0.3906	0.2201
Cr 267.716	0.5745	0.3388	0.3268
Cu 324.754	0.3454	0.9174	0.3057
Fe 271.441	238.364	234.241	230.466
K 766.491	1353.71	1341.46	1344.81
Mg 279.078	1711.24	1699.83	1701.53
Mn 257.610	43.9064	43.2204	42.9054
Mo 202.032	-0.0902u	-0.2963u	0.1338
Na 330.237	6961.64	6939.60	7059.20
Ni 231.604	0.4911	0.9654	0.2439
Pb 220.353	-0.4115u	-1.4773u	-0.9223u
Sb 206.834	0.5477	0.1255	-3.9055u
Se 196.026	-3.0018u	-11.3472u	-5.9122u
Sn 189.925	-2.1739u	0.5389	-2.8608u
Sr 216.596	38.7243	37.7852	37.7768
Ti 334.941	0.4663	0.4800	0.4576
Tl 190.794	0.0267u	-3.8494u	-2.1425u
V 292.401	0.1896	0.1405	0.1463
Zn 206.200	11.4057	10.2049	10.5401

Label	Sol'n Conc.	Units	SD	%RSD	Int. (c/s)
Ag 328.068	0.1982	ppb	0.1663	83.9	-10.8426
Al 308.215	10.1115	ppb	0.7350	7.3	103.023
As 188.980	2.0009	ppb	1.2970	64.8	-9.0846
B 249.678	4.2337	ppb	0.4972	11.7	156.485
Ba 389.178	28.9804	ppb	0.6028	2.1	656.922
Be 313.042	0.0930	ppb	0.0039	4.1	-209.374
Ca 370.602	4820	ppb	9.666	0.2	15365
Cd 226.502	-0.0944	ppb	0.0659	69.8	22.9649
Co 228.615	0.4341	ppb	0.2387	55.0	6.9732
Cr 267.716	0.4134	ppb	0.1397	33.8	28.3822
Cu 324.754	0.5228	ppb	0.3423	65.5	274.973
Fe 271.441	234.357	ppb	3.9507	1.7	539.573
K 766.491	1346.66	ppb	6.3350	0.5	51896.5
Mg 279.078	1704.20	ppb	6.1568	0.4	3899.57
Mn 257.610	43.3441	ppb	0.5118	1.2	3703.38
Mo 202.032	-0.0842	ppb	0.2151	255.3	16.2787
Na 330.237	6986.81	ppb	63.6478	0.9	427.200
Ni 231.604	0.5668	ppb	0.3666	64.7	-3.2927
Pb 220.353	-0.9370	ppb	0.5331	56.9	29.8369
Sb 206.834	-1.0774	ppb	2.4582	228.2	5.8438
Se 196.026	-6.7538	ppb	4.2359	62.7	9.9398
Sn 189.925	-1.4986	ppb	1.7976	120.0	-12.5609
Sr 216.596	38.0954	ppb	0.5447	1.4	504.172
Ti 334.941	0.4680	ppb	0.0113	2.4	97.4814
Tl 190.794	-1.9884	ppb	1.9426	97.7	-19.4317
V 292.401	0.1588	ppb	0.0268	16.9	-3.7667
Zn 206.200	10.7169	ppb	0.6196	5.8	16.8673



E05022013.vvq. All Data Report 5/3/2013, 3:45:46 PM

680-89775-e-7-d (Samp) 5/3/2013, 12:05:45 PM Rack 4, Tube 55

Weight: 1

Volume: 1

Dilution: 1

Label	Replicates Concentration		
Ag 328.068	0.2064	0.1629	-0.0474u
Al 308.215	1.2546	1.8749	2.7268
As 188.980	5.4862	3.8935	3.1730
B 249.678	5.0868	4.7353	5.0872
Ba 389.178	30.8068	32.0857	32.1751
Be 313.042	0.1522	0.1544	0.1588
Ca 370.602	5356	5335	5346
Cd 226.502	-0.0553u	0.0846	0.0211
Co 228.615	0.2944	0.3174	0.4409
Cr 267.716	0.7657	0.8857	1.1194
Cu 324.754	0.4533	0.5271	0.6592
Fe 271.441	-0.8969u	-3.4757u	-0.1922u
K 766.491	1332.73	1327.86	1325.91
Mg 279.078	1769.42	1769.92	1774.73
Mn 257.610	45.8522	46.2634	45.8270
Mo 202.032	-0.0126u	0.3290	-0.2398u
Na 330.237	6258.15	6450.65	6212.95
Ni 231.604	-0.2009u	1.1158	-0.0344u
Pb 220.353	-2.7349u	0.2844	0.1129
Sb 206.834	-4.7959u	-1.1468u	-3.8924u
Se 196.026	1.2614	0.5733	-8.0495u
Sn 189.925	0.4314	0.1230	-1.7708u
Sr 216.596	35.7201	36.5692	35.4659
Ti 334.941	0.0470	-0.0270u	0.0332
Tl 190.794	0.3112	2.8699	2.4864
V 292.401	0.1957	-0.1237u	0.0728
Zn 206.200	16.7851	15.7175	16.2954

Label	Sol'n Conc.	Units	SD	%RSD	Int. (c/s)
Ag 328.068	0.1073	ppb	0.1357	126.5	-17.9066
Al 308.215	1.9521	ppb	0.7391	37.9	67.6643
As 188.980	4.1842	ppb	1.1837	28.3	-7.7488
B 249.678	4.9698	ppb	0.2030	4.1	166.340
Ba 389.178	31.6892	ppb	0.7655	2.4	719.854
Be 313.042	0.1551	ppb	0.0033	2.1	-93.3079
Ca 370.602	5345	ppb	10.45	0.2	17057
Cd 226.502	0.0168	ppb	0.0701	416.9	26.6197
Co 228.615	0.3509	ppb	0.0788	22.5	5.8746
Cr 267.716	0.9236	ppb	0.1799	19.5	54.8376
Cu 324.754	0.5465	ppb	0.1043	19.1	276.000
Fe 271.441	-1.5216	ppb	1.7286	113.6	107.962
K 766.491	1328.83	ppb	3.5112	0.3	51213.0
Mg 279.078	1771.36	ppb	2.9321	0.2	4051.76
Mn 257.610	45.9809	ppb	0.2450	0.5	3920.03
Mo 202.032	0.0255	ppb	0.2863	1121.6	17.1612
Na 330.237	6307.25	ppb	126.229	2.0	391.954
Ni 231.604	0.2935	ppb	0.7170	244.3	-4.1224
Pb 220.353	-0.7792	ppb	1.6959	217.6	30.1589
Sb 206.834	-3.2784	ppb	1.9004	58.0	3.1887
Se 196.026	-2.0716	ppb	5.1884	250.5	12.4563
Sn 189.925	-0.4054	ppb	1.1924	294.1	-11.4737
Sr 216.596	35.9184	ppb	0.5778	1.6	476.609
Ti 334.941	0.0178	ppb	0.0394	221.8	-39.9425
Tl 190.794	1.8892	ppb	1.3800	73.0	-15.1800
V 292.401	0.0483	ppb	0.1611	333.8	-6.9898
Zn 206.200	16.2660	ppb	0.5344	3.3	25.6787

E05022013.vvq. All Data Report 5/3/2013, 3:45:46 PM

680-89775-e-9-d (Samp) 5/3/2013, 12:11:14 PM Rack 4, Tube 56

Weight: 1

Volume: 1

Dilution: 1

Label	Replicates Concentration		
Ag 328.068	-0.0806u	-0.1810u	-0.0956u
Al 308.215	48.9557	51.9005	50.5826
As 188.980	1.8671	5.2666	-2.1488u
B 249.678	13.2369	13.5103	13.4812
Ba 389.178	33.3959	34.6309	33.5237
Be 313.042	0.0321	0.0222	0.0206
Ca 370.602	8469	8533	8468
Cd 226.502	0.0701	0.0474	0.0200
Co 228.615	0.0945	0.4157	0.2758
Cr 267.716	0.7914	0.6684	0.7145
Cu 324.754	1.5386	1.9792	1.6766
Fe 271.441	23.6315	24.8367	25.1465
K 766.491	1938.53	1947.75	1949.38
Mg 279.078	3878.71	3908.45	3879.15
Mn 257.610	3.7385	3.8574	3.8467
Mo 202.032	-0.3915u	-0.5413u	0.0434
Na 330.237	11599.1	11686.9	11470.4
Ni 231.604	-0.2261u	0.1633	-0.0804u
Pb 220.353	0.0187	-1.2180u	0.0784
Sb 206.834	-4.2372u	-0.6479u	-4.3354u
Se 196.026	-11.3417u	-8.7412u	-7.5949u
Sn 189.925	-0.1183u	-1.4358u	-2.7844u
Sr 216.596	46.1039	47.1031	46.6631
Ti 334.941	1.3319	1.2560	1.1662
Tl 190.794	-0.7448u	2.1448	3.1197
V 292.401	0.1146	0.3777	0.3349
Zn 206.200	17.6326	18.3012	18.2212

Label	Sol'n Conc.	Units	SD	%RSD	Int. (c/s)
Ag 328.068	-0.1191	ppb	0.0541	45.5	-36.5801
Al 308.215	50.4796	ppb	1.4751	2.9	277.955
As 188.980	1.6616	ppb	3.7120	223.4	-9.2586
B 249.678	13.4095	ppb	0.1502	1.1	275.837
Ba 389.178	33.8502	ppb	0.6791	2.0	775.765
Be 313.042	0.0249	ppb	0.0062	24.9	-335.416
Ca 370.602	8490	ppb	37.30	0.4	27071
Cd 226.502	0.0458	ppb	0.0251	54.8	27.8635
Co 228.615	0.2620	ppb	0.1611	61.5	4.7573
Cr 267.716	0.7248	ppb	0.0621	8.6	44.4118
Cu 324.754	1.7315	ppb	0.2254	13.0	330.440
Fe 271.441	24.5382	ppb	0.8004	3.3	155.631
K 766.491	1945.22	ppb	5.8481	0.3	74842.5
Mg 279.078	3888.77	ppb	17.0436	0.4	8853.87
Mn 257.610	3.8142	ppb	0.0658	1.7	461.068
Mo 202.032	-0.2965	ppb	0.3037	102.4	14.6089
Na 330.237	11585.5	ppb	108.917	0.9	665.934
Ni 231.604	-0.0477	ppb	0.1968	412.1	-5.1508
Pb 220.353	-0.3736	ppb	0.7319	195.9	30.9742
Sb 206.834	-3.0735	ppb	2.1012	68.4	3.4392
Se 196.026	-9.2259	ppb	1.9199	20.8	8.6014
Sn 189.925	-1.4462	ppb	1.3331	92.2	-12.5050
Sr 216.596	46.6233	ppb	0.5008	1.1	612.324
Ti 334.941	1.2514	ppb	0.0829	6.6	347.563
Tl 190.794	1.5066	ppb	2.0097	133.4	-15.5315
V 292.401	0.2758	ppb	0.1412	51.2	-0.3468
Zn 206.200	18.0517	ppb	0.3651	2.0	28.5264

E05022013.wvq. All Data Report 5/3/2013, 3:45:46 PM

680-89775-e-8-d (Samp) 5/3/2013, 12:16:42 PM Rack 4, Tube 57

Weight: 1

Volume: 1

Dilution: 1

Label	Replicates Concentration		
Ag 328.068	0.0307	0.1348	0.2035
Al 308.215	26.0281	24.7087	24.8535
As 188.980	7.0960	4.5970	2.8776
B 249.678	27.5912	28.3668	27.4108
Ba 389.178	27.9967	28.6615	29.4636
Be 313.042	0.0085	0.0062	0.0151
Ca 370.602	6889	6934	6901
Cd 226.502	0.1205	0.1676	0.0575
Co 228.615	9.8178	9.5235	9.3014
Cr 267.716	0.5059	0.6605	0.7888
Cu 324.754	4.5173	4.4781	5.4743
Fe 271.441	24.7230	25.6929	19.4919
K 766.491	1686.41	1701.10	1695.64
Mg 279.078	3564.01	3577.82	3569.05
Mn 257.610	0.3492	0.3054	0.2032
Mo 202.032	0.1554	-0.2328u	-0.2543u
Na 330.237	13451.8	13475.0	13428.1
Ni 231.604	7.0048	5.0871	4.7136
Pb 220.353	-0.7861u	-0.9503u	-0.8108u
Sb 206.834	0.1021	-5.5417u	0.0761
Se 196.026	-5.4516u	-4.6975u	-5.5287u
Sn 189.925	1.1956	1.5103	-0.7784u
Sr 216.596	38.3734	38.1387	37.8805
Ti 334.941	0.6045	0.6144	0.5264
Tl 190.794	0.4226	3.3163	2.6638
V 292.401	0.4266	0.3873	0.4461
Zn 206.200	12.6827	13.1483	12.2574

Label	Sol'n Conc.	Units	SD	%RSD	Int. (c/s)
Ag 328.068	0.1230	ppb	0.0870	70.7	-17.0114
Al 308.215	25.1968	ppb	0.7236	2.9	168.391
As 188.980	4.8569	ppb	2.1212	43.7	-7.3267
B 249.678	27.7896	ppb	0.5079	1.8	462.463
Ba 389.178	28.7073	ppb	0.7345	2.6	655.145
Be 313.042	0.0099	ppb	0.0046	46.4	-364.138
Ca 370.602	6908	ppb	23.28	0.3	22032
Cd 226.502	0.1152	ppb	0.0552	47.9	30.6147
Co 228.615	9.5476	ppb	0.2591	2.7	126.887
Cr 267.716	0.6517	ppb	0.1417	21.7	40.6289
Cu 324.754	4.8233	ppb	0.5642	11.7	472.504
Fe 271.441	23.3026	ppb	3.3356	14.3	154.904
K 766.491	1694.38	ppb	7.4290	0.4	65226.7
Mg 279.078	3570.29	ppb	6.9896	0.2	8131.77
Mn 257.610	0.2859	ppb	0.0749	26.2	170.190
Mo 202.032	-0.1106	ppb	0.2306	208.6	16.0810
Na 330.237	13451.6	ppb	23.4769	0.2	762.861
Ni 231.604	5.6019	ppb	1.2293	21.9	11.8862
Pb 220.353	-0.8491	ppb	0.0886	10.4	30.0012
Sb 206.834	-1.7879	ppb	3.2510	181.8	4.9856
Se 196.026	-5.2259	ppb	0.4592	8.8	10.7493
Sn 189.925	0.6425	ppb	1.2405	193.1	-10.4278
Sr 216.596	38.1308	ppb	0.2465	0.6	504.669
Ti 334.941	0.5817	ppb	0.0482	8.3	140.903
Tl 190.794	2.1342	ppb	1.5178	71.1	-14.8335
V 292.401	0.4200	ppb	0.0300	7.1	3.7305
Zn 206.200	12.6961	ppb	0.4456	3.5	19.9961

E05022013.vvq. All Data Report 5/3/2013, 3:45:46 PM

680-89775-e-10-d (Samp) 5/3/2013, 12:22:11 PM Rack 4, Tube 58

Weight: 1

Volume: 1

Dilution: 1

Label	Replicates Concentration		
Ag 328.068	-0.4767u	-0.0088u	0.1174
Al 308.215	16.4927	20.1300	18.0583
As 188.980	-1.5460u	4.6954	5.0650
B 249.678	40.1106	39.6917	39.5292
Ba 389.178	19.6955	20.1498	18.9764
Be 313.042	0.0045	-0.0016u	0.0010
Ca 370.602	17401	17507	17313
Cd 226.502	0.0197	0.1002	0.0580
Co 228.615	0.2960	0.7475	0.5591
Cr 267.716	0.3028	0.2580	0.2163
Cu 324.754	1.5034	1.8349	2.0586
Fe 271.441	-4.0009u	-2.8258u	-6.1755u
K 766.491	5183.06	5191.54	5165.68
Mg 279.078	3150.47	3161.46	3141.93
Mn 257.610	0.1393	0.2927	0.1451
Mo 202.032	-0.0965u	0.3568	0.1151
Na 330.237	29344.6	29241.6	29073.9
Ni 231.604	0.3976	0.5682	0.1252
Pb 220.353	-1.3069u	0.4257	-0.8465u
Sb 206.834	-3.6843u	0.3562	-1.3423u
Se 196.026	-6.4887u	4.4939	-0.5535u
Sn 189.925	-1.1545u	0.0814	-1.3061u
Sr 216.596	53.9295	53.9115	53.5074
Ti 334.941	0.0422	0.0026	-0.0220
Tl 190.794	1.6001	1.9615	2.7102
V 292.401	0.5122	0.5846	-0.2112u
Zn 206.200	5.8641	6.7703	6.3982

Label	Sol'n Conc.	Units	SD	%RSD	Int. (c/s)
Ag 328.068	-0.1227	ppb	0.3130	255.1	-37.2096
Al 308.215	18.2270	ppb	1.8245	10.0	138.206
As 188.980	2.7381	ppb	3.7148	135.7	-8.5295
B 249.678	39.7771	ppb	0.3000	0.8	618.079
Ba 389.178	19.6072	ppb	0.5917	3.0	442.068
Be 313.042	0.0013	ppb	0.0031	240.3	-378.654
Ca 370.602	17407	ppb	97.53	0.6	55476
Cd 226.502	0.0593	ppb	0.0403	67.9	28.1926
Co 228.615	0.5342	ppb	0.2268	42.5	8.2850
Cr 267.716	0.2590	ppb	0.0432	16.7	20.5095
Cu 324.754	1.7990	ppb	0.2793	15.5	333.545
Fe 271.441	-4.3341	ppb	1.6995	39.2	102.847
K 766.491	5180.09	ppb	13.1853	0.3	198853
Mg 279.078	3151.29	ppb	9.7907	0.3	7181.65
Mn 257.610	0.1924	ppb	0.0869	45.2	161.288
Mo 202.032	0.1251	ppb	0.2268	181.3	17.9497
Na 330.237	29220.0	ppb	136.662	0.5	1581.52
Ni 231.604	0.3637	ppb	0.2235	61.4	-3.9108
Pb 220.353	-0.5759	ppb	0.8974	155.8	30.5607
Sb 206.834	-1.5568	ppb	2.0288	130.3	5.2546
Se 196.026	-0.8494	ppb	5.4972	647.2	13.1005
Sn 189.925	-0.7931	ppb	0.7611	96.0	-11.8437
Sr 216.596	53.7828	ppb	0.2387	0.4	703.841
Ti 334.941	0.0076	ppb	0.0324	425.4	-38.1733
Tl 190.794	2.0906	ppb	0.5662	27.1	-14.8848
V 292.401	0.2952	ppb	0.4400	149.1	-0.0226
Zn 206.200	6.3442	ppb	0.4555	591.7	638.8770

E05022013.wvq. All Data Report 5/3/2013, 3:45:46 PM

mb 680-274513/1-a (Samp) 5/3/2013, 12:27:40 PM Rack 4, Tube 59

Weight: 1

Volume: 1

Dilution: 1

Label	Replicates Concentration		
Ag 328.068	0.2882	-0.2387u	-0.1188u
Al 308.215	25.2336	24.8877	23.6829
As 188.980	6.9143	8.4860	-0.9452u
B 249.678	1.5724	1.7406	0.8191
Ba 389.178	1.3095	0.3047	0.6678
Be 313.042	0.0042	0.0065	0.0086
Ca 370.602	51.98	42.68	46.75
Cd 226.502	-0.0042u	-0.0713u	0.0910
Co 228.615	0.1465	0.4065	0.6879
Cr 267.716	0.7801	0.7088	0.6431
Cu 324.754	0.7264	0.6764	0.4682
Fe 271.441	-1.6321u	1.2810	1.6631
K 766.491	8.5745	7.6030	8.3560
Mg 279.078	147.835	141.376	133.714
Mn 257.610	0.1370	0.0598	0.0870
Mo 202.032	-0.5774u	-0.3815u	0.1988
Na 330.237	117.808	22.7691	-5.6131u
Ni 231.604	0.9233	0.7912	1.3738
Pb 220.353	0.7911	-0.6255u	1.0926
Sb 206.834	2.3593	-2.5298u	0.6381
Se 196.026	-2.3486u	-4.8276u	-5.9527u
Sn 189.925	11.0733	7.1747	5.9097
Sr 216.596	-0.1492u	0.1614	-0.4958u
Ti 334.941	0.2135	0.1621	0.2109
Tl 190.794	2.0929	0.8170	3.8837
V 292.401	-0.3414u	0.1373	-0.1373u
Zn 206.200	1.8296	1.5477	1.6734

Label	Sol'n Conc.	Units	SD	%RSD	Int. (c/s)
Ag 328.068	-0.0231	ppb	0.2762	1197.3	-26.7128
Al 308.215	24.6014	ppb	0.8140	3.3	165.813
As 188.980	4.8184	ppb	5.0529	104.9	-7.4066
B 249.678	1.3774	ppb	0.4908	35.6	119.711
Ba 389.178	0.7606	ppb	0.5088	66.9	-4.7551
Be 313.042	0.0064	ppb	0.0022	34.2	-371.287
Ca 370.602	47.14	ppb	4.665	9.9	179.4
Cd 226.502	0.0052	ppb	0.0816	1580.2	26.1780
Co 228.615	0.4136	ppb	0.2708	65.5	6.7036
Cr 267.716	0.7107	ppb	0.0685	9.6	43.4379
Cu 324.754	0.6236	ppb	0.1370	22.0	279.540
Fe 271.441	0.4373	ppb	1.8023	412.1	111.557
K 766.491	8.1779	ppb	0.5097	6.2	585.110
Mg 279.078	140.975	ppb	7.0688	5.0	355.544
Mn 257.610	0.0946	ppb	0.0391	41.4	144.541
Mo 202.032	-0.2534	ppb	0.4037	159.3	14.9524
Na 330.237	44.9880	ppb	64.6408	143.7	66.9581
Ni 231.604	1.0294	ppb	0.3054	29.7	-1.9031
Pb 220.353	0.4194	ppb	0.9174	218.8	32.5872
Sb 206.834	0.1559	ppb	2.4800	1591.2	7.3323
Se 196.026	-4.3763	ppb	1.8439	42.1	11.2057
Sn 189.925	8.0526	ppb	2.6914	33.4	-3.0672
Sr 216.596	-0.1612	ppb	0.3288	204.0	19.9313
Ti 334.941	0.1955	ppb	0.0289	14.8	6.9650
Tl 190.794	2.2645	ppb	1.5406	68.0	-14.6947
V 292.401	-0.1138	ppb	0.2402	211.1	-11.5586
Zn 206.200	1.6836	ppb	0.1412	8.4	24.526

E05022013.wvq. All Data Report 5/3/2013, 3:45:46 PM

CRI (Samp) 5/3/2013, 12:33:08 PM Rack 4, Tube 60

Weight: 1 Volume: 1 Dilution: 1

Label	Replicates Concentration		
Ag 328.068	9.7272	9.4003	9.1784
Al 308.215	191.774	190.350	188.178
As 188.980	22.5805	25.4829	24.0149
B 249.678	92.4550	92.3549	92.6339
Ba 389.178	10.0456	10.7607	10.0609
Be 313.042	4.0103	3.9793	3.9969
Ca 370.602	465.6	460.8	464.3
Cd 226.502	5.0311	5.1338	5.0463
Co 228.615	10.7458	10.3003	10.4595
Cr 267.716	9.7889	9.9997	9.9823
Cu 324.754	19.3642	19.8401	19.8842
Fe 271.441	45.4927	41.0225	37.4247
K 766.491	986.529	981.421	977.942
Mg 279.078	476.511	473.710	474.887
Mn 257.610	10.2105	10.1194	10.1229
Mo 202.032	8.8661	9.7617	9.7684
Na 330.237	841.795	823.520	786.887
Ni 231.604	38.7684	38.6664	37.4844
Pb 220.353	8.6883	10.3872	9.4334
Sb 206.834	16.0283	15.2139	21.6914
Se 196.026	19.1493	13.1358	14.3524
Sn 189.925	45.5527	49.3574	45.6827
Sr 216.596	9.3334	9.2089	9.3292
Ti 334.941	9.5433	9.4095	9.4778
Tl 190.794	22.8777	25.5205	27.4112
V 292.401	9.6799	9.5247	9.6398
Zn 206.200	20.8730	21.8523	21.8740

Label	Sol'n Conc.	Units	SD	%RSD	Int. (c/s)
Ag 328.068	9.4353	ppb	0.2761	2.9	721.880
Al 308.215	190.101	ppb	1.8106	1.0	883.940
As 188.980	24.0261	ppb	1.4513	6.0	4.2866
B 249.678	92.4813	ppb	0.1414	0.2	1302.00
Ba 389.178	10.2891	ppb	0.4086	4.0	218.169
Be 313.042	3.9955	ppb	0.0155	0.4	7059.62
Ca 370.602	463.6	ppb	2.454	0.5	1505
Cd 226.502	5.0704	ppb	0.0554	1.1	228.610
Co 228.615	10.5019	ppb	0.2257	2.1	139.345
Cr 267.716	9.9236	ppb	0.1170	1.2	522.195
Cu 324.754	19.6961	ppb	0.2884	1.5	1156.03
Fe 271.441	41.3133	ppb	4.0418	9.8	188.117
K 766.491	981.964	ppb	4.3192	0.4	37915.7
Mg 279.078	475.036	ppb	1.4065	0.3	1112.83
Mn 257.610	10.1510	ppb	0.0516	0.5	971.943
Mo 202.032	9.4654	ppb	0.5190	5.5	91.9090
Na 330.237	817.401	ppb	27.9610	3.4	106.827
Ni 231.604	38.3064	ppb	0.7137	1.9	110.512
Pb 220.353	9.5030	ppb	0.8516	9.0	51.0591
Sb 206.834	17.6445	ppb	3.5283	20.0	28.4279
Se 196.026	15.5458	ppb	3.1794	20.5	21.9110
Sn 189.925	46.8643	ppb	2.1601	4.6	35.5328
Sr 216.596	9.2905	ppb	0.0707	0.8	138.324
Ti 334.941	9.4769	ppb	0.0669	0.7	2849.03
Tl 190.794	25.2698	ppb	2.2771	9.0	10.4656
V 292.401	9.6148	ppb	0.0806	0.8	265.893
Zn 206.200	21.5331	ppb	0.5718	2.7	34.0451

CCV (Samp) 5/3/2013, 12:38:34 PM Rack 1, Tube 1  
Weight: 1 Volume: 1 Dilution: 1

Label	Replicates Concentration		
Ag 328.068	474.228	475.223	470.935
Al 308.215	4796.76	4779.23	4779.96
As 188.980	477.443	473.978	480.727
B 249.678	488.416	488.785	495.186
Ba 389.178	4927.34	4906.57	4940.32
Be 313.042	491.500	491.295	492.558
Ca 370.602	4829	4810	4827
Cd 226.502	491.532	490.337	493.498
Co 228.615	502.520	500.210	504.860
Cr 267.716	4953.92	4935.73	4964.83
Cu 324.754	5038.35	5011.10	5027.01
Fe 271.441	4765.57	4747.50	4778.16
K 766.491	9973.55	9956.27	10040.0
Mg 279.078	4764.59	4751.04	4772.57
Mn 257.610	4923.41	4917.30	5012.27
Mo 202.032	484.719	484.069	486.074
Na 330.237	6961.98	6866.65	7088.56
Ni 231.604	2493.07	2487.72	2502.52
Pb 220.353	470.057	468.404	470.811
Sb 206.834	908.634	915.454	922.154
Se 196.026	4730.81	4718.16	4754.70
Sn 189.925	4802.84	4784.29	4799.94
Sr 216.596	2407.33	2401.03	2414.40
Ti 334.941	476.229	475.370	477.768
Tl 190.794	4798.35	4785.58	4828.87
V 292.401	4768.97	4758.81	4793.59
Zn 206.200	2445.48	2436.38	2455.66

Label	Sol'n Conc.	Units	SD	%RSD	Int. (c/s)
Ag 328.068	473.462	ppb	2.2441	0.5	37406.6
Al 308.215	4785.32	ppb	9.9154	0.2	20783.9
As 188.980	477.383	ppb	3.3751	0.7	280.132
B 249.678	490.796	ppb	3.8068	0.8	6465.19
Ba 389.178	4924.75	ppb	17.0225	0.3	114709
Be 313.042	491.784	ppb	0.6781	0.1	915692
Ca 370.602	4822	ppb	10.56	0.2	15275
Cd 226.502	491.789	ppb	1.5961	0.3	19682.6
Co 228.615	502.530	ppb	2.3250	0.5	6622.58
Cr 267.716	4951.50	ppb	14.7021	0.3	257317
Cu 324.754	5025.49	ppb	13.6890	0.3	231129
Fe 271.441	4763.75	ppb	15.4117	0.3	8958.10
K 766.491	9989.94	ppb	44.2073	0.4	383241
Mg 279.078	4762.74	ppb	10.8831	0.2	10748.0
Mn 257.610	4951.00	ppb	53.1545	1.1	407010
Mo 202.032	484.954	ppb	1.0226	0.2	3848.02
Na 330.237	6972.39	ppb	111.320	1.6	403.113
Ni 231.604	2494.44	ppb	7.4930	0.3	7517.41
Pb 220.353	469.758	ppb	1.2313	0.3	988.138
Sb 206.834	915.414	ppb	6.7604	0.7	1167.64
Se 196.026	4734.56	ppb	18.5574	0.4	2558.41
Sn 189.925	4795.69	ppb	9.9804	0.2	4758.40
Sr 216.596	2407.59	ppb	6.6913	0.3	30386.6
Ti 334.941	476.456	ppb	1.2150	0.3	145785
Tl 190.794	4804.27	ppb	22.2392	0.5	5233.98
V 292.401	4773.79	ppb	17.8839	0.4	136881
Zn 206.200	2445.84	ppb	9.6461	0.4	3880.63

E05022013.vvq. All Data Report 5/3/2013, 3:45:46 PM

CCB (Samp) 5/3/2013, 12:43:58 PM Rack 1, Tube 2

Weight: 1

Volume: 1

Dilution: 1

Label	Replicates Concentration		
Ag 328.068	0.0957	0.1697	-0.0755u
Al 308.215	1.5205	0.0606	0.5939
As 188.980	13.4510	3.7047	4.1817
B 249.678	10.2403	9.3989	8.0450
Ba 389.178	1.7769	0.2989	0.1751
Be 313.042	0.0054	0.0063	0.0023
Ca 370.602	-6.460u	-2.363u	-5.855u
Cd 226.502	-0.2247u	0.1092	0.1004
Co 228.615	0.3244	0.7577	0.4658
Cr 267.716	0.2466	-0.0211u	0.2626
Cu 324.754	-0.1513u	0.1455	0.3430
Fe 271.441	0.1444	-8.9688u	-7.0211u
K 766.491	-0.1702u	0.1671	-0.6603u
Mg 279.078	1.1318	-2.5720u	-2.2761u
Mn 257.610	-0.1532u	-0.1169u	-0.2169u
Mo 202.032	0.3778	0.2392	0.1690
Na 330.237	-156.695u	249.486	-180.404u
Ni 231.604	0.4722	0.6248	0.2369
Pb 220.353	-0.1948u	3.4837	-2.0820u
Sb 206.834	2.6099	2.6565	2.7309
Se 196.026	-4.5195u	-0.3222u	-12.7148u
Sn 189.925	0.0146	0.0684	-2.0995u
Sr 216.596	-0.2896u	-0.2371u	-0.8550u
Ti 334.941	0.1200	0.0792	0.0517
Tl 190.794	4.4358	3.6743	2.0461
V 292.401	0.3132	-0.0649u	0.0806
Zn 206.200	1.0971	0.2176	-0.0531u

Label	Sol'n Conc.	Units	SD	%RSD	Int. (c/s)
Ag 328.068	0.0633	ppb	0.1258	198.6	-19.8610
Al 308.215	0.7250	ppb	0.7387	101.9	62.3566
As 188.980	7.1124	ppb	5.4945	77.3	-6.0106
B 249.678	9.2281	ppb	1.1076	12.0	221.605
Ba 389.178	0.7503	ppb	0.8912	118.8	-5.3744
Be 313.042	0.0047	ppb	0.0021	45.2	-374.617
Ca 370.602	-4.893	ppb	2.211	45.2	14.17
Cd 226.502	-0.0050	ppb	0.1903	3788.0	25.7495
Co 228.615	0.5160	ppb	0.2210	42.8	8.0389
Cr 267.716	0.1627	ppb	0.1594	97.9	14.9538
Cu 324.754	0.1124	ppb	0.2488	221.3	256.055
Fe 271.441	-5.2818	ppb	4.7991	90.9	101.109
K 766.491	-0.2211	ppb	0.4160	188.1	263.130
Mg 279.078	-1.2388	ppb	2.0582	166.2	33.0751
Mn 257.610	-0.1623	ppb	0.0507	31.2	123.009
Mo 202.032	0.2620	ppb	0.1062	40.5	19.0344
Na 330.237	-29.2044	ppb	241.644	827.4	63.1204
Ni 231.604	0.4446	ppb	0.1954	44.0	-3.6668
Pb 220.353	0.4023	ppb	2.8305	703.6	32.5513
Sb 206.834	2.6658	ppb	0.0610	2.3	10.3449
Se 196.026	-5.8522	ppb	6.3029	107.7	10.4128
Sn 189.925	-0.6722	ppb	1.2364	183.9	-11.7443
Sr 216.596	-0.4606	ppb	0.3426	74.4	16.1275
Ti 334.941	0.0836	ppb	0.0344	41.1	-27.9774
Tl 190.794	3.3854	ppb	1.2208	36.1	-13.4676
V 292.401	0.1096	ppb	0.1907	174.0	-5.1712
Zn 206.200	0.4205	ppb	0.6913	143.0	0.4419



E05022013.wvq. All Data Report 5/3/2013, 3:45:46 PM

CCV (Samp) 5/3/2013, 1:19:35 PM Rack 1, Tube 3

Weight: 1 Volume: 1 Dilution: 1

Label	Replicates Concentration		
Ag 328.068	468.158	468.856	471.686
Al 308.215	4670.59	4690.42	4705.58
As 188.980	460.360	468.178	480.184
B 249.678	475.307	481.411	483.729
Ba 389.178	4811.77	4829.21	4841.80
Be 313.042	481.042	482.108	484.140
Ca 370.602	4716	4731	4761
Cd 226.502	483.117	484.832	487.803
Co 228.615	492.875	496.029	496.594
Cr 267.716	4852.30	4862.16	4881.40
Cu 324.754	4810.05	4873.86	4905.86
Fe 271.441	4654.28	4667.91	4684.34
K 766.491	9693.21	9748.42	9774.00
Mg 279.078	4663.15	4673.65	4705.05
Mn 257.610	4900.03	4897.26	4910.22
Mo 202.032	476.385	477.075	478.670
Na 330.237	6772.02	6903.76	6600.82
Ni 231.604	2445.95	2457.86	2460.02
Pb 220.353	460.524	463.901	466.470
Sb 206.834	880.015	894.405	896.437
Se 196.026	4626.77	4635.96	4674.74
Sn 189.925	4710.55	4747.00	4723.62
Sr 216.596	2368.98	2372.13	2381.70
Ti 334.941	465.103	467.004	468.723
Tl 190.794	4715.92	4725.23	4744.05
V 292.401	4667.83	4693.76	4704.14
Zn 206.200	2416.60	2422.76	2430.57

Label	Sol'n Conc.	Units	SD	%RSD	Int. (c/s)
Ag 328.068	469.567	ppb	1.8681	0.4	37098.6
Al 308.215	4688.87	ppb	17.5443	0.4	20366.3
As 188.980	469.574	ppb	9.9852	2.1	275.380
B 249.678	480.149	ppb	4.3506	0.9	6327.14
Ba 389.178	4827.59	ppb	15.0807	0.3	112446
Be 313.042	482.430	ppb	1.5739	0.3	898266
Ca 370.602	4736	ppb	23.28	0.5	15004
Cd 226.502	485.251	ppb	2.3707	0.5	19421.2
Co 228.615	495.166	ppb	2.0043	0.4	6525.44
Cr 267.716	4865.28	ppb	14.8011	0.3	252837
Cu 324.754	4863.26	ppb	48.7794	1.0	223675
Fe 271.441	4668.84	ppb	15.0520	0.3	8782.33
K 766.491	9738.54	ppb	41.2909	0.4	373604
Mg 279.078	4680.61	ppb	21.8013	0.5	10563.2
Mn 257.610	4902.50	ppb	6.8267	0.1	403025
Mo 202.032	477.377	ppb	1.1719	0.2	3788.19
Na 330.237	6758.87	ppb	151.895	2.2	392.324
Ni 231.604	2454.61	ppb	7.5781	0.3	7397.31
Pb 220.353	463.632	ppb	2.9820	0.6	975.666
Sb 206.834	890.286	ppb	8.9526	1.0	1136.35
Se 196.026	4645.82	ppb	25.4621	0.5	2510.72
Sn 189.925	4727.06	ppb	18.4692	0.4	4690.14
Sr 216.596	2374.27	ppb	6.6224	0.3	29966.6
Ti 334.941	466.943	ppb	1.8106	0.4	142873
Tl 190.794	4728.40	ppb	14.3291	0.3	5151.05
V 292.401	4688.58	ppb	18.7026	0.4	134437
Zn 206.200	2423.31	ppb	6.9975	0.3	3845.00

E05022013.vvq. All Data Report 5/3/2013, 3:45:46 PM

CCB (Samp) 5/3/2013, 1:24:59 PM Rack 1, Tube 4

Weight: 1

Volume: 1

Dilution: 1

Label	Replicates Concentration		
Ag 328.068	-0.0671u	-0.3553u	0.1961
Al 308.215	-1.4007u	0.0811	-1.9906u
As 188.980	9.8381	5.0455	8.7141
B 249.678	9.4146	8.9973	8.5071
Ba 389.178	1.1995	1.0071	0.8337
Be 313.042	0.0245	0.0352	0.0283
Ca 370.602	-4.339u	-4.450u	-4.347u
Cd 226.502	0.1532	0.1051	-0.0332u
Co 228.615	0.8404	0.6430	0.7565
Cr 267.716	0.1777	0.2214	0.3658
Cu 324.754	0.0674	0.7904	0.0980
Fe 271.441	-3.9672u	-1.2521u	-3.4002u
K 766.491	-0.0819u	0.7198	0.6367
Mg 279.078	-1.7819u	-1.1379u	-0.5805u
Mn 257.610	0.1213	-0.0035u	0.1928
Mo 202.032	0.0438	0.2971	0.2434
Na 330.237	-48.1035u	80.4338	-75.9050u
Ni 231.604	-1.2486u	-0.6747u	0.6355
Pb 220.353	-1.4907u	-1.6487u	-1.2453u
Sb 206.834	7.6358	8.6406	3.8154
Se 196.026	-8.9742u	-4.3606u	-4.4660u
Sn 189.925	-0.8766u	0.7072	0.8014
Sr 216.596	0.1335	-0.5844u	-0.5126u
Ti 334.941	0.0857	0.0868	0.1349
Tl 190.794	0.8925	3.4852	0.3942
V 292.401	0.2786	0.5546	0.2468
Zn 206.200	-0.0727u	0.4441	1.0563

Label	Sol'n Conc.	Units	SD	%RSD	Int. (c/s)
Ag 328.068	-0.0754	ppb	0.2758	365.6	-30.8555
Al 308.215	-1.1034	ppb	1.0674	96.7	54.4161
As 188.980	7.8659	ppb	2.5064	31.9	-5.5519
B 249.678	8.9730	ppb	0.4542	5.1	218.292
Ba 389.178	1.0134	ppb	0.1830	18.1	0.7576
Be 313.042	0.0293	ppb	0.0055	18.6	-328.678
Ca 370.602	-4.379	ppb	0.0620	1.4	15.63
Cd 226.502	0.0751	ppb	0.0968	128.9	28.9560
Co 228.615	0.7466	ppb	0.0991	13.3	11.0784
Cr 267.716	0.2550	ppb	0.0984	38.6	19.7469
Cu 324.754	0.3186	ppb	0.4089	128.3	265.525
Fe 271.441	-2.8732	ppb	1.4322	49.8	105.554
K 766.491	0.4249	ppb	0.4409	103.8	287.894
Mg 279.078	-1.1668	ppb	0.6012	51.5	33.2343
Mn 257.610	0.1035	ppb	0.0993	95.9	144.861
Mo 202.032	0.1948	ppb	0.1334	68.5	18.5011
Na 330.237	-14.5250	ppb	83.4032	574.2	63.8855
Ni 231.604	-0.4293	ppb	0.9657	225.0	-6.3021
Pb 220.353	-1.4616	ppb	0.2032	13.9	28.7573
Sb 206.834	6.6973	ppb	2.5458	38.0	15.2106
Se 196.026	-5.9336	ppb	2.6338	44.4	10.3691
Sn 189.925	0.2107	ppb	0.9428	447.5	-10.8663
Sr 216.596	-0.3212	ppb	0.3954	123.1	17.9070
Ti 334.941	0.1025	ppb	0.0281	27.4	-22.2017
Tl 190.794	1.5906	ppb	1.6596	104.3	-15.4316
V 292.401	0.3600	ppb	0.1693	47.0	2.0499
Zn 206.200	0.4759	ppb	0.5652	118.8	0.5300

E05022013.wvq. All Data Report 5/3/2013, 3:45:46 PM

**680-89859-a-3-a^10 (Samp)**      **5/3/2013, 1:30:24 PM**      **Rack 1, Tube 5**  
**Weight: 1**      **Volume: 1**      **Dilution: 1**

Label	Replicates Concentration		
Ag 328.068	0.4480	1.2764	0.8719
Al 308.215	19541.5	19070.8	18710.0
As 188.980	63.3759	62.9539	54.6766
B 249.678	35.1544	35.7661	34.4607
Ba 389.178	293.499	288.637	282.294
Be 313.042	0.6564	0.6442	0.6215
Ca 370.602	102126	100177	98288
Cd 226.502	0.1204	0.1978	-0.0024
Co 228.615	29.6477	28.4830	28.0148
Cr 267.716	266.358	262.210	257.814
Cu 324.754	5835.03	5861.85	5580.64
Fe 271.441	105721	103822	101825
K 766.491	3133.00	3073.97	3001.59
Mg 279.078	22164.1	21760.5	21348.1
Mn 257.610	1764.94	1752.00	1721.10
Mo 202.032	90.0014	87.2900	86.6542
Na 330.237	6252.35	6325.90	6323.66
Ni 231.604	484.691	475.421	464.483
Pb 220.353	136.730	136.277	131.768
Sb 206.834	14.1770	13.0863	12.2033
Se 196.026	-5.5676u	5.5869	-3.1623u
Sn 189.925	17.2715	17.0147	18.0852
Sr 216.596	631.874	621.681	611.906
Ti 334.941	1357.05	1334.73	1307.11
Tl 190.794	1.6988u	6.0115u	7.3141u
V 292.401	74.1196	73.0762	71.3380
Zn 206.200	3471.83	3400.99	3355.07

Label	Sol'n Conc.	Units	SD	%RSD	Int. (c/s)
Ag 328.068	0.8654	ppb	0.4142	47.9	22.6556
Al 308.215	19107.4	ppb	416.948	2.2	82884.8
As 188.980	60.3355	ppb	4.9053	8.1	26.1622
B 249.678	35.1271	ppb	0.6531	1.9	424.924
Ba 389.178	288.143	ppb	5.6189	2.0	6892.08
Be 313.042	0.6407	ppb	0.0177	2.8	827.384
Ca 370.602	100197	ppb	1919	1.9	311128
Cd 226.502	0.1053	ppb	0.1009	95.9	378.400
Co 228.615	28.7152	ppb	0.8408	2.9	411.969
Cr 267.716	262.127	ppb	4.2723	1.6	13666.6
Cu 324.754	5759.17	ppb	155.192	2.7	264899
Fe 271.441	103789	ppb	1948.51	1.9	190025
K 766.491	3069.52	ppb	65.8186	2.1	117943
Mg 279.078	21757.6	ppb	408.053	1.9	49356.1
Mn 257.610	1746.01	ppb	22.5225	1.3	143781
Mo 202.032	87.9819	ppb	1.7776	2.0	708.064
Na 330.237	6300.64	ppb	41.8328	0.7	324.617
Ni 231.604	474.865	ppb	10.1154	2.1	1429.46
Pb 220.353	134.925	ppb	2.7436	2.0	306.246
Sb 206.834	13.1555	ppb	0.9887	7.5	27.5039
Se 196.026	-1.0477	ppb	5.8702	560.3	13.2547
Sn 189.925	17.4571	ppb	0.5589	3.2	6.3353
Sr 216.596	621.820	ppb	9.9845	1.6	7929.79
Ti 334.941	1332.96	ppb	25.0137	1.9	408008
Tl 190.794	5.0082	ppb	2.9391	58.7	-20.2982
V 292.401	72.8446	ppb	1.4052	1.9	2074.24
Zn 206.200	3409.30	ppb	58.8239	1.7	5440.61

E05022013.vvq. All Data Report 5/3/2013, 3:45:46 PM

**680-89791-b-2-a^10 (Samp) 5/3/2013, 1:35:49 PM Rack 1, Tube 6****Weight: 1****Volume: 1****Dilution: 1**

Label	Replicates Concentration		
Ag 328.068	17.5254	17.1801	16.3763
Al 308.215	18600.9	18119.9	17765.7
As 188.980	32.6878	27.4284	28.7309
B 249.678	18.4478	18.8421	18.0163
Ba 389.178	293.298	286.738	281.255
Be 313.042	1.1522	1.1252	1.1117
Ca 370.602	8511	8332	8172
Cd 226.502	6.4263	6.2022	5.8445
Co 228.615	13.7495	13.2860	12.9226
Cr 267.716	53.0823	51.8269	50.5666
Cu 324.754	33903.3	33834.5	32316.1
Fe 271.441	34785.1	33917.4	33155.2
K 766.491	451.600	440.220	432.039
Mg 279.078	1524.90	1484.41	1456.84
Mn 257.610	2029.01	1983.75	1967.23
Mo 202.032	3.4293	3.5559	3.8361
Na 330.237	-297.479u	-254.305u	-361.352u
Ni 231.604	44.0875	42.7901	41.0519
Pb 220.353	2588.38	2518.22	2457.01
Sb 206.834	835.696	813.759	798.656
Se 196.026	-0.7761	4.1061	-6.6881u
Sn 189.925	567.300	552.186	541.786
Sr 216.596	15.1014	14.3062	14.4554
Ti 334.941	86.2875	84.2157	83.0091
Tl 190.794	4.4149u	4.8080	5.7053
V 292.401	43.7176	43.1200	42.1815
Zn 206.200	3807.89	3712.59	3624.60

Label	Sol'n Conc.	Units	SD	%RSD	Int. (c/s)
Ag 328.068	17.0273	ppb	0.5896	3.5	1332.77
Al 308.215	18162.2	ppb	419.215	2.3	78779.9
As 188.980	29.6157	ppb	2.7391	9.2	7.4188
B 249.678	18.4354	ppb	0.4130	2.2	297.692
Ba 389.178	287.097	ppb	6.0298	2.1	6715.58
Be 313.042	1.1297	ppb	0.0206	1.8	1726.59
Ca 370.602	8339	ppb	169.1	2.0	23933
Cd 226.502	6.1577	ppb	0.2934	4.8	385.654
Co 228.615	13.3194	ppb	0.4145	3.1	177.295
Cr 267.716	51.8252	ppb	1.2579	2.4	2717.84
Cu 324.754	33351.3	ppb	897.188	2.7	1532664
Fe 271.441	33952.6	ppb	815.525	2.4	62237.8
K 766.491	441.286	ppb	9.8239	2.2	17188.5
Mg 279.078	1488.72	ppb	34.2316	2.3	3377.41
Mn 257.610	1993.33	ppb	31.9823	1.6	163978
Mo 202.032	3.6071	ppb	0.2082	5.8	43.6049
Na 330.237	-304.379	ppb	53.8560	17.7	10.0905
Ni 231.604	42.6432	ppb	1.5231	3.6	124.399
Pb 220.353	2521.20	ppb	65.7362	2.6	5164.85
Sb 206.834	816.037	ppb	18.6247	2.3	992.897
Se 196.026	-1.1194	ppb	5.4052	482.9	13.4320
Sn 189.925	553.758	ppb	12.8294	2.3	539.657
Sr 216.596	14.6210	ppb	0.4227	2.9	222.880
Ti 334.941	84.5041	ppb	1.6581	2.0	25820.6
Tl 190.794	4.9761	ppb	0.6614	13.3	-16.8533
V 292.401	43.0064	ppb	0.7743	1.8	1225.88
Zn 206.200	3715.02	ppb	91.6652	2.5	5920.63

E05022013.vvq. All Data Report 5/3/2013, 3:45:46 PM

680-89791-b-2-aSD^5 (Samp) 5/3/2013, 1:41:14 PM Rack 1, Tube 7

Weight: 1

Volume: 1

Dilution: 1

Label	Replicates Concentration		
Ag 328.068	3.4284	3.2544	3.5376
Al 308.215	3789.34	3767.65	3712.19
As 188.980	7.2053	11.3231	11.1821
B 249.678	4.1955	3.9042	4.6968
Ba 389.178	60.4895	60.0108	59.1787
Be 313.042	0.2270	0.2233	0.2306
Ca 370.602	1719	1717	1696
Cd 226.502	1.3125	1.3794	1.3734
Co 228.615	2.9047	3.1110	3.2318
Cr 267.716	10.7768	10.8038	10.3167
Cu 324.754	7034.90	6876.81	6852.00
Fe 271.441	7024.23	6974.90	6889.13
K 766.491	90.8203	90.3490	89.3806
Mg 279.078	308.240	305.638	304.119
Mn 257.610	413.611	412.450	406.929
Mo 202.032	0.6271	0.3935	0.4036
Na 330.237	0.3753u	-173.136u	-18.8042u
Ni 231.604	9.4609	8.2105	7.7564
Pb 220.353	521.768	517.705	512.761
Sb 206.834	166.482	169.660	171.097
Se 196.026	-5.4115u	-0.3483u	-3.2842u
Sn 189.925	114.928	115.957	109.577
Sr 216.596	2.9807	2.9848	3.0747
Ti 334.941	17.5354	17.3878	17.1171
Tl 190.794	1.2440	0.8508u	1.6811
V 292.401	9.3318	8.7957	8.8357
Zn 206.200	774.758	766.449	758.471

Label	Sol'n Conc.	Units	SD	%RSD	Int. (c/s)
Ag 328.068	3.4068	ppb	0.1429	4.2	246.816
Al 308.215	3756.40	ppb	39.7875	1.1	16340.6
As 188.980	9.9035	ppb	2.3378	23.6	-4.3666
B 249.678	4.2655	ppb	0.4009	9.4	148.307
Ba 389.178	59.8930	ppb	0.6633	1.1	1382.70
Be 313.042	0.2270	ppb	0.0037	1.6	40.7073
Ca 370.602	1711	ppb	12.98	0.8	4935
Cd 226.502	1.3551	ppb	0.0370	2.7	103.384
Co 228.615	3.0825	ppb	0.1654	5.4	41.9842
Cr 267.716	10.6324	ppb	0.2738	2.6	562.769
Cu 324.754	6921.24	ppb	99.2158	1.4	318266
Fe 271.441	6962.75	ppb	68.3678	1.0	12851.3
K 766.491	90.1833	ppb	0.7340	0.8	3728.83
Mg 279.078	305.999	ppb	2.0842	0.7	722.648
Mn 257.610	410.997	ppb	3.5699	0.9	33918.2
Mo 202.032	0.4747	ppb	0.1320	27.8	20.3245
Na 330.237	-63.8550	ppb	95.1248	149.0	53.3471
Ni 231.604	8.4760	ppb	0.8827	10.4	20.7188
Pb 220.353	517.412	ppb	4.5107	0.9	1085.17
Sb 206.834	169.080	ppb	2.3613	1.4	211.378
Se 196.026	-3.0147	ppb	2.5423	84.3	12.0362
Sn 189.925	113.487	ppb	3.4250	3.0	101.792
Sr 216.596	3.0134	ppb	0.0532	1.8	63.3823
Ti 334.941	17.3468	ppb	0.2121	1.2	5257.82
Tl 190.794	1.2587	ppb	0.4153	33.0	-16.8529
V 292.401	8.9877	ppb	0.2986	3.3	249.708
Zn 206.200	766.560	ppb	8.1439	1.1	1221.48

E05022013.wvq. All Data Report 5/3/2013, 3:45:46 PM

**680-89791-b-2-aPDS (Samp)**      **5/3/2013, 1:46:40 PM**      **Rack 1, Tube 8**  
**Weight: 1**      **Volume: 1**      **Dilution: 1**

Label	Replicates Concentration		
Ag 328.068	79.4971	77.3566	73.2448
Al 308.215	18829.7	18843.8	18731.5
As 188.980	2390.56	2340.57	2286.35
B 249.678	1154.40	1143.44	1122.34
Ba 389.178	2614.47	2578.93	2522.41
Be 313.042	59.7220	58.8120	57.4533
Ca 370.602	13307	13244	13067
Cd 226.502	64.4174	63.5249	61.9003
Co 228.615	615.566	601.899	580.073
Cr 267.716	281.327	277.621	271.847
Cu 324.754	30303.8	30184.0	29987.8
Fe 271.441	31981.6	32057.5	31898.9
K 766.491	6549.50	6450.55	6315.94
Mg 279.078	7102.32	7014.35	6870.41
Mn 257.610	2384.54	2382.36	2366.62
Mo 202.032	594.553	585.399	572.668
Na 330.237	5449.65	5391.87	5147.57
Ni 231.604	630.885	621.558	603.245
Pb 220.353	2870.65	2867.56	2844.15
Sb 206.834	1305.03	1296.81	1280.14
Se 196.026	2276.28	2240.62	2173.81
Sn 189.925	1672.79	1650.45	1618.41
Sr 216.596	594.015	584.830	571.316
Ti 334.941	1204.56	1187.74	1162.56
Tl 190.794	2346.27	2308.74	2261.44
V 292.401	603.325	595.617	580.947
Zn 206.200	3957.90	3973.06	3930.05

Label	Sol'n Conc.	Units	SD	%RSD	Int. (c/s)
Ag 328.068	76.6995	ppb	3.1775	4.1	6036.39
Al 308.215	18801.7	ppb	61.1964	0.3	81601.4
As 188.980	2339.16	ppb	52.1235	2.2	1413.25
B 249.678	1140.06	ppb	16.2982	1.4	14856.5
Ba 389.178	2571.94	ppb	46.4285	1.8	59946.5
Be 313.042	58.6624	ppb	1.1417	1.9	108816
Ca 370.602	13206	ppb	124.2	0.9	39810
Cd 226.502	63.2809	ppb	1.2762	2.0	2660.57
Co 228.615	599.179	ppb	17.9021	3.0	7895.46
Cr 267.716	276.932	ppb	4.7772	1.7	14414.5
Cu 324.754	30158.6	ppb	159.560	0.5	1385976
Fe 271.441	31979.3	ppb	79.3152	0.2	58729.5
K 766.491	6438.66	ppb	117.233	1.8	247101
Mg 279.078	6995.69	ppb	117.072	1.7	15857.7
Mn 257.610	2377.84	ppb	9.7776	0.4	195590
Mo 202.032	584.207	ppb	10.9913	1.9	4641.30
Na 330.237	5329.70	ppb	160.350	3.0	292.754
Ni 231.604	618.563	ppb	14.0614	2.3	1861.11
Pb 220.353	2860.79	ppb	14.4907	0.5	5854.35
Sb 206.834	1293.99	ppb	12.6841	1.0	1563.35
Se 196.026	2230.24	ppb	52.0188	2.3	1212.27
Sn 189.925	1647.22	ppb	27.3335	1.7	1627.14
Sr 216.596	583.387	ppb	11.4179	2.0	7375.94
Ti 334.941	1184.95	ppb	21.1357	1.8	362630
Tl 190.794	2305.48	ppb	42.5091	1.8	2500.23
V 292.401	593.297	ppb	11.3678	1.9	16939.1
Zn 206.200	3953.67	ppb	21.8159	0.6	6299.84

E05022013.vvq. All Data Report 5/3/2013, 3:45:46 PM

680-89791-b-2-b ms (Samp)      5/3/2013, 1:52:06 PM      Rack 1, Tube 9  
 Weight: 1      Volume: 1      Dilution: 1

Label	Replicates Concentration		
Ag 328.068	20.5429	20.2895	20.8461
Al 308.215	17195.7	17067.3	17054.2
As 188.980	44.0399	45.4520	38.9470
B 249.678	50.3582	48.8733	46.8534
Ba 389.178	273.975	271.836	271.400
Be 313.042	6.7996	6.7369	6.7194
Ca 370.602	8299	8229	8204
Cd 226.502	9.4159	9.3419	9.3698
Co 228.615	20.9424	20.6804	21.3773
Cr 267.716	88.1692	87.7625	87.3301
Cu 324.754	34765.8	34438.1	34524.8
Fe 271.441	42748.7	42508.0	42278.7
K 766.491	979.705	970.304	967.563
Mg 279.078	1971.47	1967.80	1953.56
Mn 257.610	1695.19	1690.81	1667.87
Mo 202.032	14.4083	14.3234	14.1261
Na 330.237	242.916u	278.611u	341.751u
Ni 231.604	73.7954	72.1360	73.6245
Pb 220.353	1372.00	1368.32	1350.69
Sb 206.834	337.669	338.847	337.702
Se 196.026	6.1963	5.1486	5.0300
Sn 189.925	529.415	526.843	524.892
Sr 216.596	24.9022	24.7423	24.2690
Ti 334.941	102.776	102.187	101.393
Tl 190.794	5.4964	11.1189	6.6910
V 292.401	54.8982	54.8960	54.4697
Zn 206.200	1955.06	1946.84	1937.60

Label	Sol'n Conc.	Units	SD	%RSD	Int. (c/s)
Ag 328.068	20.5595	ppb	0.2787	1.4	1610.50
Al 308.215	17105.7	ppb	78.1693	0.5	74201.7
As 188.980	42.8130	ppb	3.4216	8.0	15.3636
B 249.678	48.6950	ppb	1.7592	3.6	679.429
Ba 389.178	272.404	ppb	1.3782	0.5	6386.78
Be 313.042	6.7520	ppb	0.0422	0.6	12200.3
Ca 370.602	8244	ppb	49.24	0.6	22936
Cd 226.502	9.3759	ppb	0.0373	0.4	542.919
Co 228.615	21.0000	ppb	0.3520	1.7	278.281
Cr 267.716	87.7539	ppb	0.4196	0.5	4585.71
Cu 324.754	34576.3	ppb	169.785	0.5	1588951
Fe 271.441	42511.8	ppb	235.019	0.6	77900.4
K 766.491	972.524	ppb	6.3682	0.7	37553.8
Mg 279.078	1964.28	ppb	9.4599	0.5	4463.23
Mn 257.610	1684.62	ppb	14.6746	0.9	138619
Mo 202.032	14.2859	ppb	0.1448	1.0	127.700
Na 330.237	287.759	ppb	50.0482	17.4	51.4150
Ni 231.604	73.1853	ppb	0.9127	1.2	216.702
Pb 220.353	1363.67	ppb	11.3927	0.8	2808.40
Sb 206.834	338.073	ppb	0.6709	0.2	417.001
Se 196.026	5.4583	ppb	0.6419	11.8	16.8622
Sn 189.925	527.050	ppb	2.2687	0.4	513.096
Sr 216.596	24.6378	ppb	0.3293	1.3	352.480
Ti 334.941	102.118	ppb	0.6944	0.7	31214.6
Tl 190.794	7.7687	ppb	2.9621	38.1	-13.7575
V 292.401	54.7546	ppb	0.2467	0.5	1559.59
Zn 206.200	1946.50	ppb	8.7345	0.4	3194.52

680-89791-b-2-c msd (Samp) 5/3/2013, 1:57:32 PM Rack 1, Tube 10  
Weight: 1 Volume: 1 Dilution: 1

Label	Replicates Concentration		
Ag 328.068	18.0753	18.1378	17.9729
Al 308.215	18322.8	18194.2	17810.4
As 188.980	23.3031	33.0540	29.0085
B 249.678	53.2852	52.9214	51.6308
Ba 389.178	302.740	301.000	295.346
Be 313.042	6.7974	6.7606	6.6325
Ca 370.602	11936	11841	11619
Cd 226.502	12.7099	12.5439	12.4668
Co 228.615	18.0529	17.5332	17.2351
Cr 267.716	52.2794	52.0900	51.1579
Cu 324.754	66224.6x	64830.2x	64895.1x
Fe 271.441	21079.3	20962.1	20563.2
K 766.491	1168.51	1163.36	1144.84
Mg 279.078	2472.40	2465.48	2422.38
Mn 257.610	1558.15	1558.82	1543.47
Mo 202.032	15.4037	15.2327	14.5953
Na 330.237	266.617u	238.273u	338.398u
Ni 231.604	41.5032	40.5900	40.8641
Pb 220.353	1507.79	1510.84	1476.66
Sb 206.834	393.632	391.824	384.455
Se 196.026	4.8864	6.4476	6.0162
Sn 189.925	697.536	691.309	671.920
Sr 216.596	28.3002	28.0931	28.2724
Ti 334.941	111.632	111.426	109.308
Tl 190.794	12.0666	10.5291	7.0968
V 292.401	38.5034	37.5589	37.2202
Zn 206.200	2536.16	2515.55	2472.17

Label	Sol'n Conc.	Units	SD	%RSD	Int. (c/s)
Ag 328.068	18.0620b	ppb	0.0832	0.5	1411.88
Al 308.215	18109.1b	ppb	266.594	1.5	78551.0
As 188.980	28.4552b	ppb	4.8989	17.2	6.8680
B 249.678	52.6125b	ppb	0.8694	1.7	757.950
Ba 389.178	299.695b	ppb	3.8659	1.3	6993.17
Be 313.042	6.7302b	ppb	0.0866	1.3	12165.8
Ca 370.602	11798b	ppb	162.8	1.4	35997
Cd 226.502	12.5736b	ppb	0.1242	1.0	598.102
Co 228.615	17.6071b	ppb	0.4139	2.4	234.450
Cr 267.716	51.8424b	ppb	0.6003	1.2	2713.39
Cu 324.754	65316.6xb	ppb	786.999	1.2	3001387
Fe 271.441	20868.2b	ppb	270.603	1.3	38297.4
K 766.491	1158.90b	ppb	12.4443	1.1	44698.7
Mg 279.078	2453.42b	ppb	27.1014	1.1	5570.24
Mn 257.610	1553.48b	ppb	8.6721	0.6	127823
Mo 202.032	15.0772b	ppb	0.4260	2.8	135.173
Na 330.237	281.096b	ppb	51.6088	18.4	53.2558
Ni 231.604	40.9858b	ppb	0.4686	1.1	119.092
Pb 220.353	1498.43b	ppb	18.9144	1.3	3082.70
Sb 206.834	389.970b	ppb	4.8610	1.2	478.607
Se 196.026	5.7834b	ppb	0.8062	13.9	17.0459
Sn 189.925	686.922b	ppb	13.3599	1.9	672.096
Sr 216.596	28.2219b	ppb	0.1124	0.4	388.565
Ti 334.941	110.789b	ppb	1.2864	1.2	33867.8
Tl 190.794	9.8975b	ppb	2.5444	25.7	-10.0215
V 292.401	37.7608b	ppb	0.6650	1.8	1073.16
Zn 206.200	2507.96b	ppb	32.6641	1.3	3996.58



680-89791-b-7-aSD^5 (Samp) 5/3/2013, 2:02:58 PM Rack 1, Tube 11

Weight: 1 Volume: 1 Dilution: 1

Label	Replicates Concentration		
Ag 328.068	0.0280	-0.2084	0.3213
Al 308.215	29513.2	29084.3	28637.9
As 188.980	51.6912	52.1438	44.2756
B 249.678	5.8226u	6.1448u	6.0066u
Ba 389.178	670.672	661.820	655.657
Be 313.042	3.2721	3.2270	3.1757
Ca 370.602	21655	21396	21143
Cd 226.502	3.2099	3.0233	3.1472
Co 228.615	32.6369	32.8056	32.3903
Cr 267.716	136.891	135.694	133.976
Cu 324.754	196.514	194.434	191.249
Fe 271.441	86745.3	85500.7	84355.5
K 766.491	2432.56	2403.23	2375.91
Mg 279.078	5317.11	5252.55	5166.43
Mn 257.610	4255.45	4219.79	4183.25
Mo 202.032	4.0222	3.7407	3.8104
Na 330.237	161.734u	87.3308u	48.7180u
Ni 231.604	35.0534	37.0914	33.7725
Pb 220.353	491.390	486.462	478.030
Sb 206.834	-4.8574u	-2.0860	0.0405
Se 196.026	-5.4873u	0.5007	-0.1927
Sn 189.925	25.5142	24.2888	24.1121
Sr 216.596	70.2439	69.3513	68.3684
Ti 334.941	279.144	275.557	272.600
Tl 190.794	7.6866u	6.5752u	10.1755u
V 292.401	134.294	132.158	130.325
Zn 206.200	1592.82	1570.57	1537.28

Label	Sol'n Conc.	Units	SD	%RSD	Int. (c/s)
Ag 328.068	0.0470	ppb	0.2654	564.6	-2.9676
Al 308.215	29078.5	ppb	437.677	1.5	126093
As 188.980	49.3702	ppb	4.4178	8.9	19.0390
B 249.678	5.9913	ppb	0.1616	2.7	70.2628
Ba 389.178	662.716	ppb	7.5476	1.1	15546.6
Be 313.042	3.2249	ppb	0.0482	1.5	5626.94
Ca 370.602	21398	ppb	256.0	1.2	61483
Cd 226.502	3.1268	ppb	0.0949	3.0	437.410
Co 228.615	32.6109	ppb	0.2089	0.6	435.475
Cr 267.716	135.520	ppb	1.4651	1.1	7090.97
Cu 324.754	194.066	ppb	2.6520	1.4	9189.57
Fe 271.441	85533.8	ppb	1195.24	1.4	156622
K 766.491	2403.90	ppb	28.3306	1.2	92426.3
Mg 279.078	5245.36	ppb	75.6000	1.4	11863.1
Mn 257.610	4219.50	ppb	36.1047	0.9	346977
Mo 202.032	3.8578	ppb	0.1466	3.8	42.6176
Na 330.237	99.2610	ppb	57.4449	57.9	30.2726
Ni 231.604	35.3058	ppb	1.6737	4.7	103.488
Pb 220.353	485.294	ppb	6.7564	1.4	1021.19
Sb 206.834	-2.3010	ppb	2.4560	106.7	8.2627
Se 196.026	-1.7265	ppb	3.2754	189.7	13.6105
Sn 189.925	24.6384	ppb	0.7636	3.1	13.4360
Sr 216.596	69.3212	ppb	0.9381	1.4	940.438
Ti 334.941	275.767	ppb	3.2769	1.2	84380.1
Tl 190.794	8.1458	ppb	1.8436	22.6	-19.8463
V 292.401	132.259	ppb	1.9864	1.5	3790.57
Zn 206.200	1566.89	ppb	27.9508	1.8	2504.40

E05022013.wvq. All Data Report 5/3/2013, 3:45:46 PM

**680-89791-b-7-aPDS (Samp) 5/3/2013, 2:08:25 PM Rack 1, Tube 12****Weight: 1****Volume: 1****Dilution: 1**

Label	Replicates Concentration		
Ag 328.068	46.1846	44.7021	45.9633
Al 308.215	130927	130517	130489
As 188.980	2118.24	2116.66	2112.60
B 249.678	917.372	922.923	930.594
Ba 389.178	4709.01	4701.27	4714.00
Be 313.042	60.2131	60.1531	60.2242
Ca 370.602	98889	98836	98823
Cd 226.502	60.0031	59.5826	59.5686
Co 228.615	597.684	603.775	599.170
Cr 267.716	775.102	774.348	775.039
Cu 324.754	1119.12	1123.27	1105.31
Fe 271.441	362058	362946	363423
K 766.491	16916.5	16911.4	16883.7
Mg 279.078	27166.5	27156.4	27213.1
Mn 257.610	18304.3	18319.1	17947.8
Mo 202.032	487.085	483.362	485.936
Na 330.237	5581.47	5655.73	5615.22
Ni 231.604	613.200	609.829	604.803
Pb 220.353	2508.24	2515.52	2501.98
Sb 206.834	450.333	449.980	460.939
Se 196.026	1848.17	1833.94	1865.80
Sn 189.925	1010.91	1004.53	1008.10
Sr 216.596	756.377	752.733	755.023
Ti 334.941	2061.70	2061.39	2065.80
Tl 190.794	1823.10	1829.16	1826.51
V 292.401	1021.03	1020.29	1020.46
Zn 206.200	7076.88	7062.53	7074.09

Label	Sol'n Conc.	Units	SD	%RSD	Int. (c/s)
Ag 328.068	45.6167	ppb	0.7997	1.8	3646.41
Al 308.215	130644	ppb	245.425	0.2	566349
As 188.980	2115.83	ppb	2.9121	0.1	1274.74
B 249.678	923.630	ppb	6.6392	0.7	11624.9
Ba 389.178	4708.09	ppb	6.4131	0.1	110218
Be 313.042	60.1968	ppb	0.0382	0.1	111698
Ca 370.602	98849	ppb	34.90	0.0	286621
Cd 226.502	59.7181	ppb	0.2469	0.4	3626.59
Co 228.615	600.209	ppb	3.1758	0.5	7928.26
Cr 267.716	774.830	ppb	0.4179	0.1	40448.3
Cu 324.754	1115.90	ppb	9.4030	0.8	51623.8
Fe 271.441	362809	ppb	692.901	0.2	664066
K 766.491	16903.9	ppb	17.6745	0.1	648290
Mg 279.078	27178.7	ppb	30.2140	0.1	61376.1
Mn 257.610	18190.4	ppb	210.248	1.2	1495387
Mo 202.032	485.461	ppb	1.9060	0.4	3840.40
Na 330.237	5617.47	ppb	37.1789	0.7	178.428
Ni 231.604	609.277	ppb	4.2255	0.7	1840.94
Pb 220.353	2508.58	ppb	6.7758	0.3	5143.62
Sb 206.834	453.751	ppb	6.2278	1.4	566.345
Se 196.026	1849.30	ppb	15.9618	0.9	1011.25
Sn 189.925	1007.85	ppb	3.1979	0.3	991.299
Sr 216.596	754.711	ppb	1.8419	0.2	9712.70
Ti 334.941	2062.96	ppb	2.4619	0.1	631481
Tl 190.794	1826.26	ppb	3.0417	0.2	1932.02
V 292.401	1020.59	ppb	0.3873	0.0	29230.2
Zn 206.200	7071.17	ppb	7.6057	0.1	11299.8

E05022013.wvq. All Data Report 5/3/2013, 3:45:46 PM

CCV (Samp) 5/3/2013, 2:14:01 PM Rack 1, Tube 13

Weight: 1

Volume: 1

Dilution: 1

Label	Replicates Concentration		
Ag 328.068	464.907	459.508	468.907
Al 308.215	4639.67	4639.21	4701.29
As 188.980	472.117	462.692	469.069
B 249.678	489.002	490.618	493.763
Ba 389.178	4793.64	4765.27	4803.13
Be 313.042	478.418	476.101	481.537
Ca 370.602	4713	4691	4744
Cd 226.502	481.858	478.136	482.752
Co 228.615	491.040	487.683	492.141
Cr 267.716	4835.20	4801.36	4842.54
Cu 324.754	4759.90	4841.65	4947.31
Fe 271.441	4662.69	4659.06	4754.14
K 766.491	9694.17	9626.89	9728.49
Mg 279.078	4653.94	4635.08	4673.75
Mn 257.610	4881.29	4807.99	4855.21
Mo 202.032	472.570	472.973	476.396
Na 330.237	6882.80	6774.19	6733.86
Ni 231.604	2443.89	2427.15	2445.95
Pb 220.353	462.835	457.442	461.814
Sb 206.834	886.062	876.145	887.061
Se 196.026	4617.60	4583.20	4635.15
Sn 189.925	4706.95	4675.11	4708.88
Sr 216.596	2358.33	2345.12	2361.20
Ti 334.941	464.338	461.400	465.607
Tl 190.794	4710.28	4676.46	4699.95
V 292.401	4653.51	4629.54	4667.04
Zn 206.200	2416.11	2382.72	2405.74

Label	Sol'n Conc.	Units	SD	%RSD	Int. (c/s)
Ag 328.068	464.441	ppb	4.7170	1.0	36693.3
Al 308.215	4660.06	ppb	35.7134	0.8	20241.6
As 188.980	467.959	ppb	4.8098	1.0	274.398
B 249.678	491.128	ppb	2.4208	0.5	6469.60
Ba 389.178	4787.35	ppb	19.6953	0.4	111508
Be 313.042	478.686	ppb	2.7276	0.6	891292
Ca 370.602	4716	ppb	26.57	0.6	14937
Cd 226.502	480.915	ppb	2.4478	0.5	19248.1
Co 228.615	490.288	ppb	2.3222	0.5	6461.15
Cr 267.716	4826.37	ppb	21.9640	0.5	250814
Cu 324.754	4849.62	ppb	93.9609	1.9	223049
Fe 271.441	4691.96	ppb	53.8782	1.1	8823.46
K 766.491	9683.18	ppb	51.6796	0.5	371481
Mg 279.078	4654.26	ppb	19.3382	0.4	10504.2
Mn 257.610	4848.17	ppb	37.1549	0.8	398560
Mo 202.032	473.980	ppb	2.1023	0.4	3761.36
Na 330.237	6796.95	ppb	77.0340	1.1	394.471
Ni 231.604	2438.99	ppb	10.3121	0.4	7350.21
Pb 220.353	460.697	ppb	2.8649	0.6	969.689
Sb 206.834	883.089	ppb	6.0349	0.7	1127.20
Se 196.026	4611.99	ppb	26.4288	0.6	2492.53
Sn 189.925	4696.98	ppb	18.9667	0.4	4660.23
Sr 216.596	2354.88	ppb	8.5768	0.4	29721.9
Ti 334.941	463.782	ppb	2.1578	0.5	141906
Tl 190.794	4695.56	ppb	17.3316	0.4	5115.17
V 292.401	4650.03	ppb	18.9922	0.4	133332
Zn 206.200	2401.52	ppb	17.0876	0.7	3810.42



E05022013.wvq. All Data Report 5/3/2013, 3:45:46 PM

(Samp)	5/3/2013, 2:25:01 PM		Rack 1, Tube 15
Weight: 1	Volume: 1		Dilution: 1
Label	Replicates Concentration		
Ag 328.068	-0.7274u	-0.7929u	-0.0087
Al 308.215	9982.12	9785.42	9516.21
As 188.980	-169.123u	-175.435u	-173.824u
B 249.678	-7.1943u	-5.3322u	-1.9390u
Ba 389.178	2699.12	2647.32	2586.79
Be 313.042	0.1107u	0.1102u	0.1070u
Ca 370.602	-3633u	-3157u	-2446u
Cd 226.502	-9.9200	-10.9750	-11.8376
Co 228.615	760.992	747.628	731.871
Cr 267.716	95667.4x	90788.9x	88997.7x
Cu 324.754	1547.78	1478.04	1435.08
Fe 271.441	827323	811199	790626
K 766.491	192.146	189.499	184.639
Mg 279.078	275.092	276.037	273.026
Mn 257.610	11620.7	11485.6	11301.2
Mo 202.032	1446.25x	1421.76x	1387.94x
Na 330.237	300.646u	481.318u	428.948u
Ni 231.604	76017.1x	74322.5x	73031.3x
Pb 220.353	25.2563	26.1487	25.2788
Sb 206.834	-18.9985	-31.3501	-31.8238
Se 196.026	7.6888	-1.4980	1.1107
Sn 189.925	55.6849	50.9740	51.7405
Sr 216.596	192.317	189.440	186.466
Ti 334.941	198.024	194.639	189.916
Tl 190.794	39.3348u	45.9848u	42.6813u
V 292.401	438.007	432.708	427.039
Zn 206.200	162.825	164.448	165.809

Label	Sol'n Conc.	Units	SD	%RSD	Int. (c/s)
Ag 328.068	-0.5097b	ppb	0.4351	85.4	-10.0098
Al 308.215	9761.25b	ppb	233.893	2.4	42504.0
As 188.980	-172.794b	ppb	3.2794	1.9	-123.999
B 249.678	-4.8218b	ppb	2.6645	55.3	-997.194
Ba 389.178	2644.41b	ppb	56.2200	2.1	62716.9
Be 313.042	0.1093b	ppb	0.0020	1.8	-421.800
Ca 370.602	-3079b	ppb	597.4	19.4	-74621
Cd 226.502	-10.9108b	ppb	0.9604	8.8	2306.04
Co 228.615	746.830b	ppb	14.5768	2.0	10085.4
Cr 267.716	91818.0xb	ppb	3451.84	3.8	4772225
Cu 324.754	1486.97b	ppb	56.8767	3.8	68824.4
Fe 271.441	809716b	ppb	18393.3	2.3	1482006
K 766.491	188.761b	ppb	3.8078	2.0	7507.87
Mg 279.078	274.718b	ppb	1.5398	0.6	610.933
Mn 257.610	11469.2b	ppb	160.377	1.4	943416
Mo 202.032	1418.65xb	ppb	29.2768	2.1	11209.3
Na 330.237	403.637b	ppb	92.9573	23.0	-158.390
Ni 231.604	74457.0xb	ppb	1497.47	2.0	224549
Pb 220.353	25.5612b	ppb	0.5089	2.0	84.3502
Sb 206.834	-27.3908b	ppb	7.2718	26.5	1056.31
Se 196.026	2.4338b	ppb	4.7342	194.5	16.2951
Sn 189.925	52.7998b	ppb	2.5278	4.8	41.4083
Sr 216.596	189.408b	ppb	2.9255	1.5	1256.22
Ti 334.941	194.193b	ppb	4.0727	2.1	59479.3
Tl 190.794	42.6670b	ppb	3.3250	7.8	-34.2686
V 292.401	432.584b	ppb	5.4847	1.3	6245.89
Zn 206.200	164.361b	ppb	1.4938	0.9	636179

E05022013.wvq. All Data Report 5/3/2013, 3:45:46 PM

**680-89766-a-1-b^10 (Samp) 5/3/2013, 2:30:25 PM Rack 1, Tube 16****Weight: 1****Volume: 1****Dilution: 1**

Label	Replicates Concentration		
Ag 328.068	0.0114	0.1074	-0.0454
Al 308.215	1978.23	1941.18	1875.30
As 188.980	-40.9144u	-38.4267u	-33.8401u
B 249.678	1.0767u	0.9419u	0.7338u
Ba 389.178	550.826	542.174	524.024
Be 313.042	0.0286	0.0261u	0.0302
Ca 370.602	-421.2u	-333.3u	-175.0u
Cd 226.502	-2.7706	-2.8330	-3.5441
Co 228.615	160.301	156.232	151.530
Cr 267.716	20316.2x	19937.5x	19304.9x
Cu 324.754	304.227	299.789	290.210
Fe 271.441	173676	170381	164940
K 766.491	36.5582	35.2675	34.5232
Mg 279.078	61.0937	56.0595	53.2551
Mn 257.610	2426.46	2378.28	2311.70
Mo 202.032	299.421	295.655	285.748
Na 330.237	121.610u	219.131u	270.390u
Ni 231.604	16243.8x	16059.5x	15527.1x
Pb 220.353	4.8560	4.8237	5.6915
Sb 206.834	-9.2482	-11.8333	-17.4308
Se 196.026	-2.0844u	1.2399	-1.8468u
Sn 189.925	10.8913	10.4282	9.9823
Sr 216.596	35.7790	35.7370	33.7946
Ti 334.941	40.3621	39.6056	38.3091
Tl 190.794	11.0958u	7.0959u	8.9147u
V 292.401	91.8020	91.0304	89.5874
Zn 206.200	36.0666	33.0393	33.9765

Label	Sol'n Conc.	Units	SD	%RSD	Int. (c/s)
Ag 328.068	0.0245b	ppb	0.0772	315.5	-11.2383
Al 308.215	1931.57b	ppb	52.1337	2.7	8459.42
As 188.980	-37.7271b	ppb	3.5887	9.5	-35.0725
B 249.678	0.9175b	ppb	0.1728	18.8	-103.176
Ba 389.178	539.008b	ppb	13.6786	2.5	12771.6
Be 313.042	0.0283b	ppb	0.0021	7.4	-380.365
Ca 370.602	-309.8b	ppb	124.8	40.3	-14530
Cd 226.502	-3.0492b	ppb	0.4297	14.1	472.585
Co 228.615	156.021b	ppb	4.3896	2.8	2110.49
Cr 267.716	19852.9xb	ppb	510.946	2.6	1031853
Cu 324.754	298.075b	ppb	7.1637	2.4	13999.2
Fe 271.441	169666b	ppb	4411.97	2.6	310624
K 766.491	35.4496b	ppb	1.0296	2.9	1630.59
Mg 279.078	56.8028b	ppb	3.9718	7.0	155.047
Mn 257.610	2372.15b	ppb	57.6265	2.4	195234
Mo 202.032	293.608b	ppb	7.0626	2.4	2333.25
Na 330.237	203.710b	ppb	75.5795	37.1	24.1704
Ni 231.604	15943.5xb	ppb	372.173	2.3	48078.5
Pb 220.353	5.1237b	ppb	0.4920	9.6	42.2844
Sb 206.834	-12.8374b	ppb	4.1827	32.6	225.727
Se 196.026	-0.8971b	ppb	1.8545	206.7	13.3689
Sn 189.925	10.4339b	ppb	0.4545	4.4	-0.7042
Sr 216.596	35.1035b	ppb	1.1338	3.2	216.210
Ti 334.941	39.4256b	ppb	1.0383	2.6	12033.6
Tl 190.794	9.0355b	ppb	2.0027	22.2	-20.6017
V 292.401	90.8066b	ppb	1.1241	1.2	1268.25
Zn 206.200	34.3608b	ppb	1.5498	4.5	6110884

E05022013.wvq. All Data Report 5/3/2013, 3:45:46 PM

680-89766-a-1-b^50 (Samp) 5/3/2013, 2:35:50 PM Rack 1, Tube 17

Weight: 1

Volume: 1

Dilution: 1

Label	Replicates Concentration		
Ag 328.068	0.1438	0.1091	-0.2138u
Al 308.215	930.128	902.038	864.777
As 188.980	-8.5499u	-11.2719u	-18.1631u
B 249.678	0.3742u	0.5858u	0.4413u
Ba 389.178	262.091	253.157	244.541
Be 313.042	0.0101u	0.0220	0.0228
Ca 370.602	-217.1u	-153.2u	-62.33u
Cd 226.502	-1.0920	-1.2634	-1.5293
Co 228.615	77.1220	75.3487	71.6202
Cr 267.716	9752.28	9578.98	9202.93
Cu 324.754	143.881	139.510	134.224
Fe 271.441	82326.8	79723.4	76438.4
K 766.491	17.7007	16.4685	16.0968
Mg 279.078	27.3397	29.1259	22.4924
Mn 257.610	1169.94	1126.44	1083.37
Mo 202.032	142.856	139.507	131.861
Na 330.237	82.6553u	-2.0675u	-17.8440u
Ni 231.604	7863.53	7615.34	7236.75
Pb 220.353	0.8643	2.4435	4.4660
Sb 206.834	-9.3378	-11.9344	-11.0139
Se 196.026	-7.3858u	-5.8713u	-5.3222u
Sn 189.925	5.4277	2.6306	6.1175
Sr 216.596	18.4612	17.9408	16.7567
Ti 334.941	19.0529	18.4378	17.7569
Tl 190.794	4.8639u	5.8412	6.6955
V 292.401	43.3767	43.2108	41.9856
Zn 206.200	16.2621	19.0950	18.3784

Label	Sol'n Conc.	Units	SD	%RSD	Int. (c/s)
Ag 328.068	0.0130	ppb	0.1972	1513.4	-18.2763
Al 308.215	898.981	ppb	32.7828	3.6	3968.91
As 188.980	-12.6616	ppb	4.9550	39.1	-18.8751
B 249.678	0.4671	ppb	0.1081	23.1	6.3016
Ba 389.178	253.263	ppb	8.7755	3.5	5988.51
Be 313.042	0.0183	ppb	0.0072	39.1	-372.567
Ca 370.602	-144.2	ppb	77.77	53.9	-6786
Cd 226.502	-1.2949	ppb	0.2203	17.0	240.469
Co 228.615	74.6970	ppb	2.8082	3.8	1011.25
Cr 267.716	9511.40	ppb	280.844	3.0	494358
Cu 324.754	139.205	ppb	4.8357	3.5	6671.61
Fe 271.441	79496.2	ppb	2950.73	3.7	145601
K 766.491	16.7554	ppb	0.8395	5.0	913.932
Mg 279.078	26.3193	ppb	3.4324	13.0	90.5273
Mn 257.610	1126.58	ppb	43.2851	3.8	92791.3
Mo 202.032	138.075	ppb	5.6354	4.1	1106.26
Na 330.237	20.9146	ppb	54.0478	258.4	41.8090
Ni 231.604	7571.87	ppb	315.645	4.2	22830.8
Pb 220.353	2.5912	ppb	1.8054	69.7	37.0712
Sb 206.834	-10.7620	ppb	1.3165	12.2	106.294
Se 196.026	-6.1931	ppb	1.0688	17.3	10.3756
Sn 189.925	4.7253	ppb	1.8465	39.1	-6.3788
Sr 216.596	17.7196	ppb	0.8735	4.9	126.967
Ti 334.941	18.4159	ppb	0.6483	3.5	5592.42
Tl 190.794	5.8002	ppb	0.9165	15.8	-17.1108
V 292.401	42.8577	ppb	0.7598	1.8	585.223
Zn 206.200	17.9119	ppb	1.4729	8.2	678.3051

E05022013.vvq. All Data Report 5/3/2013, 3:45:46 PM

**680-89766-a-1-b^100 (Samp) 5/3/2013, 2:41:14 PM Rack 1, Tube 18****Weight: 1****Volume: 1****Dilution: 1**

Label	Replicates Concentration		
Ag 328.068	0.1884	-0.0169u	-0.1185u
Al 308.215	-1.8758u	-1.3158u	-2.0966u
As 188.980	9.5431	5.0144	5.5592
B 249.678	3.4481	3.3921	3.6955
Ba 389.178	0.5474	0.5464	1.2299
Be 313.042	0.0088	0.0074	0.0038
Ca 370.602	-0.7748u	-1.962u	-3.076u
Cd 226.502	-0.1322u	0.0179	0.0571
Co 228.615	0.6179	0.4250	0.4205
Cr 267.716	0.4967	0.3577	0.5269
Cu 324.754	0.1616	0.0925	0.4048
Fe 271.441	-4.2355u	1.1562	-3.0136u
K 766.491	0.5488	0.3165	0.1622
Mg 279.078	0.6596	-3.4318u	1.6387
Mn 257.610	0.0057	0.0519	0.0288
Mo 202.032	-0.3906u	0.3736	0.2690
Na 330.237	28.6149	-80.1848u	-18.8539u
Ni 231.604	0.7166	0.7404	0.3025
Pb 220.353	1.3828	-1.8300u	-1.1174u
Sb 206.834	-1.4023u	-3.9993u	1.8113
Se 196.026	-2.4850u	-0.9601u	-4.2988u
Sn 189.925	0.9589	0.2893	-1.3146u
Sr 216.596	0.0085	-0.4113u	-0.3420u
Ti 334.941	-0.0116u	0.0311	0.0244
Tl 190.794	3.4532	-1.7117u	2.1031
V 292.401	0.1720	0.0739	0.2773
Zn 206.200	-0.5186u	-0.3634u	-0.2559u

Label	Sol'n Conc.	Units	SD	%RSD	Int. (c/s)
Ag 328.068	0.0177	ppb	0.1564	885.4	-23.4804
Al 308.215	-1.7627	ppb	0.4025	22.8	51.5619
As 188.980	6.7056	ppb	2.4724	36.9	-6.2583
B 249.678	3.5119	ppb	0.1615	4.6	147.417
Ba 389.178	0.7746	ppb	0.3943	50.9	-4.8045
Be 313.042	0.0067	ppb	0.0026	38.5	-370.910
Ca 370.602	-1.938	ppb	1.151	59.4	23.33
Cd 226.502	-0.0191	ppb	0.0999	524.3	25.1995
Co 228.615	0.4878	ppb	0.1127	23.1	7.6715
Cr 267.716	0.4604	ppb	0.0903	19.6	30.4289
Cu 324.754	0.2196	ppb	0.1640	74.7	260.979
Fe 271.441	-2.0310	ppb	2.8270	139.2	107.054
K 766.491	0.3425	ppb	0.1946	56.8	284.737
Mg 279.078	-0.3778	ppb	2.6897	711.9	35.0247
Mn 257.610	0.0288	ppb	0.0231	80.2	138.721
Mo 202.032	0.0840	ppb	0.4144	493.4	17.6239
Na 330.237	-23.4746	ppb	54.5468	232.4	63.4234
Ni 231.604	0.5865	ppb	0.2462	42.0	-3.2389
Pb 220.353	-0.5215	ppb	1.6873	323.5	30.6710
Sb 206.834	-1.1967	ppb	2.9107	243.2	5.6926
Se 196.026	-2.5813	ppb	1.6715	64.8	12.1700
Sn 189.925	-0.0221	ppb	1.1683	5281.4	-11.0978
Sr 216.596	-0.2483	ppb	0.2251	90.7	18.8124
Ti 334.941	0.0146	ppb	0.0230	157.3	-49.0941
Tl 190.794	1.2815	ppb	2.6787	209.0	-15.7701
V 292.401	0.1744	ppb	0.1017	58.3	-3.3041
Zn 206.200	-0.3793	ppb	0.1320	34.8	-0.8327



E05022013.vvq. All Data Report 5/3/2013, 3:45:46 PM

mb 680-275324/1-a (Samp) 5/3/2013, 2:46:39 PM Rack 1, Tube 19

Weight: 1

Volume: 1

Dilution: 1

Label	Replicates Concentration		
Ag 328.068	46.8693	46.9836	48.0835
Al 308.215	4600.09	4540.14	4588.37
As 188.980	95.9353	94.5835	98.5492
B 249.678	181.899	182.185	183.981
Ba 389.178	96.0756	96.0221	97.0419
Be 313.042	48.5013	48.0182	48.3768
Ca 370.602	4551	4492	4549
Cd 226.502	48.5482	48.3852	48.8928
Co 228.615	49.5402	48.9496	49.2271
Cr 267.716	97.1891	96.1922	97.0150
Cu 324.754	98.2192	96.4325	97.2904
Fe 271.441	4579.48	4520.44	4571.11
K 766.491	4813.92	4766.17	4789.38
Mg 279.078	4600.08	4566.92	4603.75
Mn 257.610	486.437	485.048	487.844
Mo 202.032	93.5549	92.0288	93.2186
Na 330.237	4482.93	4447.98	4306.72
Ni 231.604	95.8512	94.2986	95.5234
Pb 220.353	45.3455	44.1903	46.9539
Sb 206.834	43.6010	45.2796	42.8828
Se 196.026	85.0322	85.8750	79.2496
Sn 189.925	186.384	184.037	184.926
Sr 216.596	94.6586	93.2464	94.8289
Ti 334.941	91.7692	91.1027	91.6520
Tl 190.794	39.2438	39.6001	40.5984
V 292.401	93.3269	92.6048	93.1943
Zn 206.200	95.6389	95.0100	95.1532

Label	Sol'n Conc.	Units	SD	%RSD	Int. (c/s)
Ag 328.068	47.3121	ppb	0.6704	1.4	3719.88
Al 308.215	4576.20	ppb	31.7745	0.7	19901.9
As 188.980	96.3560	ppb	2.0160	2.1	48.2841
B 249.678	182.688	ppb	1.1288	0.6	2466.93
Ba 389.178	96.3798	ppb	0.5740	0.6	2241.01
Be 313.042	48.2988	ppb	0.2508	0.5	89593.2
Ca 370.602	4530	ppb	33.70	0.7	14125
Cd 226.502	48.6087	ppb	0.2592	0.5	1982.56
Co 228.615	49.2390	ppb	0.2955	0.6	648.279
Cr 267.716	96.7988	ppb	0.5324	0.6	5039.64
Cu 324.754	97.3140	ppb	0.8936	0.9	4724.91
Fe 271.441	4557.01	ppb	31.9444	0.7	8458.00
K 766.491	4789.82	ppb	23.8747	0.5	183892
Mg 279.078	4590.25	ppb	20.2876	0.4	10435.5
Mn 257.610	486.443	ppb	1.3981	0.3	40128.2
Mo 202.032	92.9341	ppb	0.8018	0.9	752.619
Na 330.237	4412.54	ppb	93.2953	2.1	290.921
Ni 231.604	95.2244	ppb	0.8184	0.9	282.263
Pb 220.353	45.4966	ppb	1.3880	3.1	124.349
Sb 206.834	43.9212	ppb	1.2301	2.8	60.3652
Se 196.026	83.3856	ppb	3.6066	4.3	58.4771
Sn 189.925	185.116	ppb	1.1848	0.6	173.032
Sr 216.596	94.2446	ppb	0.8687	0.9	1210.13
Ti 334.941	91.5079	ppb	0.3558	0.4	27974.6
Tl 190.794	39.8141	ppb	0.7022	1.8	25.3780
V 292.401	93.0420	ppb	0.3844	0.4	2644.17
Zn 206.200	95.2674	ppb	0.3296	0.3	151.710

ics 680-275324/2-a (Samp) 5/3/2013, 2:52:04 PM Rack 1, Tube 20  
Weight: 1 Volume: 1 Dilution: 1

Label	Replicates Concentration		
Ag 328.068	0.1593	0.1120	0.1432
Al 308.215	1.8511	3.2360	-0.2457u
As 188.980	6.3527	5.1691	5.3491
B 249.678	55.2194	54.8257	55.0169
Ba 389.178	0.9207	0.9417	1.1926
Be 313.042	-0.0026u	0.0066u	0.0074
Ca 370.602	429.6	430.4	431.5
Cd 226.502	-0.0420u	-0.0039u	-0.0484u
Co 228.615	0.4554	0.4465	1.0108
Cr 267.716	0.1822	0.0197	0.2047
Cu 324.754	0.6461	0.4987	0.4584
Fe 271.441	-0.1112u	-7.4812u	-6.3595u
K 766.491	102.765	102.249	102.207
Mg 279.078	100.577	106.903	102.836
Mn 257.610	-0.0811u	0.0661	-0.0243u
Mo 202.032	0.3853	-0.0032u	-0.4825u
Na 330.237	120857x	119892x	121366x
Ni 231.604	1.2879	0.5398	-0.6614u
Pb 220.353	-0.6251u	-0.8058u	-2.2284u
Sb 206.834	0.0975	0.7985	-2.6579u
Se 196.026	5.4418	-7.5387u	-5.0652u
Sn 189.925	-1.1527u	0.0474	2.7787
Sr 216.596	0.3181	0.6975	0.5760
Ti 334.941	-0.0093u	0.0517	0.0590
Tl 190.794	2.4957	2.7258	1.1073
V 292.401	-0.1725u	0.1519	0.0783
Zn 206.200	1.9429	1.5451	2.1987

Label	Sol'n Conc.	Units	SD	%RSD	Int. (c/s)
Ag 328.068	0.1382b	ppb	0.0240	17.4	-13.9860
Al 308.215	1.6138b	ppb	1.7529	108.6	66.1753
As 188.980	5.6236b	ppb	0.6378	11.3	-6.9132
B 249.678	55.0207b	ppb	0.1969	0.4	815.898
Ba 389.178	1.0183b	ppb	0.1513	14.9	1.1405
Be 313.042	0.0038b	ppb	0.0055	145.9	-389.609
Ca 370.602	430.5b	ppb	0.9583	0.2	1401
Cd 226.502	-0.0314b	ppb	0.0241	76.6	23.9910
Co 228.615	0.6376b	ppb	0.3232	50.7	9.6489
Cr 267.716	0.1355b	ppb	0.1009	74.5	15.8237
Cu 324.754	0.5344b	ppb	0.0988	18.5	275.438
Fe 271.441	-4.6506b	ppb	3.9711	85.4	102.282
K 766.491	102.407b	ppb	0.3107	0.3	4197.44
Mg 279.078	103.438b	ppb	3.2058	3.1	270.437
Mn 257.610	-0.0131b	ppb	0.0743	566.6	135.348
Mo 202.032	-0.0335b	ppb	0.4347	1298.8	16.6941
Na 330.237	120705xb	ppb	748.767	0.6	6330.91
Ni 231.604	0.3888b	ppb	0.9834	252.9	-3.8351
Pb 220.353	-1.2198b	ppb	0.8782	72.0	29.2500
Sb 206.834	-0.5873b	ppb	1.8272	311.1	6.4278
Se 196.026	-2.3874b	ppb	6.8921	288.7	12.2742
Sn 189.925	0.5578b	ppb	2.0148	361.2	-10.4705
Sr 216.596	0.5305b	ppb	0.1938	36.5	28.7258
Ti 334.941	0.0338b	ppb	0.0375	111.0	-52.7866
Tl 190.794	2.1096b	ppb	0.8756	41.5	-14.8634
V 292.401	0.0192b	ppb	0.1701	884.5	-8.6811
Zn 206.200	1.8956b	ppb	0.3293	17.4	2.7914

E05022013.wvq. All Data Report 5/3/2013, 3:45:46 PM

lb 680-274841/2-c (Samp) 5/3/2013, 2:57:30 PM Rack 1, Tube 21

Weight: 1

Volume: 1

Dilution: 1

Label	Replicates Concentration		
Ag 328.068	0.1208	0.3062	-0.0215u
Al 308.215	34.9189	32.8569	36.6099
As 188.980	6.7854	5.6710	2.2470
B 249.678	100.216	100.728	100.703
Ba 389.178	3.9091	4.4530	3.9439
Be 313.042	0.1012u	0.0968u	0.1044u
Ca 370.602	739.8	754.4	755.1
Cd 226.502	0.3817	0.6835	0.5197
Co 228.615	3.3838u	3.2418u	3.1494u
Cr 267.716	18.8259	18.9824	19.5520
Cu 324.754	10.8354	11.2331	10.8815
Fe 271.441	124.671	121.930	120.408
K 766.491	30417.1	30789.7	30789.7
Mg 279.078	118.729	119.984	120.350
Mn 257.610	3.6692	3.6008	3.7305
Mo 202.032	3176.88x	3224.78x	3219.53x
Na 330.237	562014x	565382x	567660x
Ni 231.604	4.5345	5.0562	5.5931
Pb 220.353	8.7948	7.4396	8.7223
Sb 206.834	4.5908u	7.9329u	-0.4746u
Se 196.026	0.2045	-4.1941u	-5.8174u
Sn 189.925	0.9061	0.8347	1.3813
Sr 216.596	27.4717	27.4797	27.9525
Ti 334.941	8.5636	8.6200	8.9245
Tl 190.794	0.7766u	-2.2959u	-1.2354u
V 292.401	4.9831u	4.8323u	4.8412u
Zn 206.200	17.5289	17.2342	17.8216

Label	Sol'n Conc.	Units	SD	%RSD	Int. (c/s)
Ag 328.068	0.1351b	ppb	0.1643	121.6	-15.2177
Al 308.215	34.7952b	ppb	1.8796	5.4	524.935
As 188.980	4.9011b	ppb	2.3651	48.3	-8.1770
B 249.678	100.549b	ppb	0.2885	0.3	1406.67
Ba 389.178	4.1020b	ppb	0.3045	7.4	89.1547
Be 313.042	0.1008b	ppb	0.0038	3.8	-741.299
Ca 370.602	749.7b	ppb	8.651	1.2	2409
Cd 226.502	0.5283b	ppb	0.1511	28.6	44.1781
Co 228.615	3.2583b	ppb	0.1181	3.6	-75.8157
Cr 267.716	19.1201b	ppb	0.3821	2.0	1011.14
Cu 324.754	10.9834b	ppb	0.2175	2.0	835.408
Fe 271.441	122.336b	ppb	2.1607	1.8	337.845
K 766.491	30665.5b	ppb	215.102	0.7	1175850
Mg 279.078	119.688b	ppb	0.8504	0.7	307.229
Mn 257.610	3.6668b	ppb	0.0649	1.8	437.081
Mo 202.032	3207.06xb	ppb	26.2704	0.8	25419.0
Na 330.237	565019xb	ppb	2840.73	0.5	29396.8
Ni 231.604	5.0613b	ppb	0.5294	10.5	10.2583
Pb 220.353	8.3189b	ppb	0.7624	9.2	43.5321
Sb 206.834	4.0163b	ppb	4.2331	105.4	-39.5020
Se 196.026	-3.2690b	ppb	3.1157	95.3	11.8013
Sn 189.925	1.0407b	ppb	0.2971	28.5	-9.8048
Sr 216.596	27.6347b	ppb	0.2753	1.0	237.429
Ti 334.941	8.7027b	ppb	0.1941	2.2	2563.20
Tl 190.794	-0.9182b	ppb	1.5606	170.0	-19.6967
V 292.401	4.8855b	ppb	0.0846	1.7	-519.950
Zn 206.200	17.5282b	ppb	0.2937	1.7	627.6454

E05022013.wvq. All Data Report 5/3/2013, 3:45:46 PM

**680-89763-a-1-e (Samp)**                      **5/3/2013, 3:02:56 PM**                      **Rack 1, Tube 22**  
**Weight: 1**    **Volume: 1**    **Dilution: 1**

Label	Replicates Concentration		
Ag 328.068	-0.0151u	-0.0915u	0.0328
Al 308.215	9.3120	6.3298	6.4961
As 188.980	5.5470	2.0906	8.3836
B 249.678	24.0931	23.8868	23.0126
Ba 389.178	1.4879	0.8641	1.6494
Be 313.042	0.0196u	0.0168u	0.0204u
Ca 370.602	162.4	161.6	156.9
Cd 226.502	0.2455	0.2184	0.2120
Co 228.615	0.4740u	1.3634u	1.1040u
Cr 267.716	4.3307	4.1815	4.0845
Cu 324.754	2.6980	2.5786	2.7466
Fe 271.441	28.2250	26.7564	20.4153
K 766.491	5532.84	5386.55	5266.10
Mg 279.078	25.6224	29.3842	25.1812
Mn 257.610	1.1407	0.9962	1.1139
Mo 202.032	718.380	700.719	681.787
Na 330.237	112705x	109184x	106777x
Ni 231.604	0.0487	-0.2821u	-0.9132u
Pb 220.353	2.0793	0.3049u	0.1776u
Sb 206.834	-0.3746u	0.1980u	-3.3908u
Se 196.026	-5.1092u	-9.1520u	-5.5386u
Sn 189.925	-0.8161u	0.4117	-0.8208u
Sr 216.596	5.7277	5.7321	5.7224
Ti 334.941	2.1617	2.4561	2.2165
Tl 190.794	1.8133	2.2840	3.6574
V 292.401	1.1107u	0.8010u	1.1638u
Zn 206.200	3.6250	3.6162	3.5136

Label	Sol'n Conc.	Units	SD	%RSD	Int. (c/s)
Ag 328.068	-0.0246b	ppb	0.0627	254.8	-27.0551
Al 308.215	7.3793b	ppb	1.6758	22.7	159.870
As 188.980	5.3404b	ppb	3.1516	59.0	-7.2682
B 249.678	23.6641b	ppb	0.5736	2.4	408.929
Ba 389.178	1.3338b	ppb	0.4147	31.1	11.8126
Be 313.042	0.0189b	ppb	0.0019	10.1	-465.490
Ca 370.602	160.3b	ppb	2.970	1.9	538.2
Cd 226.502	0.2253b	ppb	0.0178	7.9	34.4103
Co 228.615	0.9805b	ppb	0.4574	46.7	-11.9953
Cr 267.716	4.1989b	ppb	0.1240	3.0	226.849
Cu 324.754	2.6744b	ppb	0.0865	3.2	391.189
Fe 271.441	25.1323b	ppb	4.1505	16.5	157.439
K 766.491	5395.16b	ppb	133.581	2.5	207098
Mg 279.078	26.7293b	ppb	2.3098	8.6	96.4767
Mn 257.610	1.0836b	ppb	0.0769	7.1	225.299
Mo 202.032	700.295b	ppb	18.3002	2.6	5563.74
Na 330.237	109556xb	ppb	2981.27	2.7	5752.06
Ni 231.604	-0.3822b	ppb	0.4887	127.9	-6.1595
Pb 220.353	0.8539b	ppb	1.0631	124.5	32.3509
Sb 206.834	-1.1891b	ppb	1.9281	162.1	-5.5305
Se 196.026	-6.5999b	ppb	2.2205	33.6	10.0113
Sn 189.925	-0.4084b	ppb	0.7102	173.9	-11.4362
Sr 216.596	5.7274b	ppb	0.0049	0.1	65.1899
Ti 334.941	2.2781b	ppb	0.1566	6.9	634.616
Tl 190.794	2.5849b	ppb	0.9581	37.1	-14.6758
V 292.401	1.0252b	ppb	0.1959	19.1	-120.922
Zn 206.200	3.5849b	ppb	0.0620	1.7	54728

680-89763-a-1-eSD^5 (Samp) 5/3/2013, 3:08:46 PM Rack 1, Tube 23

Weight: 1 Volume: 1 Dilution: 1

Label	Replicates Concentration		
Ag 328.068	48.5849	48.4267	48.5889
Al 308.215	1998.47	1999.17	2002.25
As 188.980	2096.26	2079.87	2069.68
B 249.678	1089.83	1089.44	1096.88
Ba 389.178	1987.65	1979.08	1984.44
Be 313.042	49.8625	49.6879	49.8406
Ca 370.602	5612	5596	5612
Cd 226.502	51.1034	50.7622	50.6160
Co 228.615	509.124	506.077	508.748
Cr 267.716	218.377	217.658	218.532
Cu 324.754	267.218	265.465	267.000
Fe 271.441	1068.97	1066.93	1059.07
K 766.491	37518.4x	37277.0x	37338.3x
Mg 279.078	4884.23	4871.09	4880.04
Mn 257.610	509.326	505.289	504.516
Mo 202.032	3717.89x	3680.70x	3687.88x
Na 330.237	572570x	570746x	571598x
Ni 231.604	500.300	500.285	503.196
Pb 220.353	481.136	480.032	480.010
Sb 206.834	491.536	489.970	488.247
Se 196.026	2007.86	1996.41	1988.05
Sn 189.925	988.840	988.942	984.372
Sr 216.596	533.225	531.512	533.283
Ti 334.941	969.415	965.516	967.830
Tl 190.794	1919.63	1912.44	1918.36
V 292.401	484.796	483.050	483.926
Zn 206.200	524.280	515.705	519.985

Label	Sol'n Conc.	Units	SD	%RSD	Int. (c/s)
Ag 328.068	48.5335b	ppb	0.0925	0.2	3798.82
Al 308.215	1999.96b	ppb	2.0123	0.1	9084.68
As 188.980	2081.94b	ppb	13.4072	0.6	1256.11
B 249.678	1092.05b	ppb	4.1856	0.4	14273.0
Ba 389.178	1983.72b	ppb	4.3324	0.2	46212.9
Be 313.042	49.7970b	ppb	0.0951	0.2	91763.1
Ca 370.602	5607b	ppb	9.666	0.2	17996
Cd 226.502	50.8272b	ppb	0.2501	0.5	2056.29
Co 228.615	507.983b	ppb	1.6611	0.3	6573.93
Cr 267.716	218.189b	ppb	0.4666	0.2	11356.4
Cu 324.754	266.561b	ppb	0.9552	0.4	12586.7
Fe 271.441	1064.99b	ppb	5.2259	0.5	2150.80
K 766.491	37377.9xb	ppb	125.473	0.3	1433173
Mg 279.078	4878.45b	ppb	6.7099	0.1	11088.8
Mn 257.610	506.377b	ppb	2.5829	0.5	41762.8
Mo 202.032	3695.49xb	ppb	19.7273	0.5	29286.6
Na 330.237	571638xb	ppb	912.784	0.2	29728.9
Ni 231.604	501.260b	ppb	1.6766	0.3	1506.63
Pb 220.353	480.393b	ppb	0.6437	0.1	1003.05
Sb 206.834	489.918b	ppb	1.6452	0.3	541.617
Se 196.026	1997.44b	ppb	9.9437	0.5	1086.76
Sn 189.925	987.385b	ppb	2.6095	0.3	971.152
Sr 216.596	532.673b	ppb	1.0060	0.2	6591.64
Ti 334.941	967.587b	ppb	1.9609	0.2	296044
Tl 190.794	1916.81b	ppb	3.8361	0.2	2078.14
V 292.401	483.924b	ppb	0.8729	0.2	13161.0
Zn 206.200	519.990b	ppb	4.2871	0.8	827.458

E05022013.wvq. All Data Report 5/3/2013, 3:45:46 PM

**680-89763-a-1-ePDS (Samp) 5/3/2013, 3:14:12 PM Rack 1, Tube 24****Weight: 1****Volume: 1****Dilution: 1**

Label	Replicates Concentration		
Ag 328.068	124.877	124.215	124.992
Al 308.215	5738.24	5701.40	5733.93
As 188.980	182.363	179.527	184.556
B 249.678	425.664	425.982	429.402
Ba 389.178	171.670	171.096	173.128
Be 313.042	124.821	124.213	124.746
Ca 370.602	12214	12139	12213
Cd 226.502	122.985	122.758	123.396
Co 228.615	125.192	124.921	125.741
Cr 267.716	185.301	184.795	185.533
Cu 324.754	187.917	186.211	186.939
Fe 271.441	11672.5	11640.9	11705.3
K 766.491	41425.5x	41255.4x	41441.5x
Mg 279.078	11576.4	11549.1	11604.4
Mn 257.610	1231.08	1235.05	1236.98
Mo 202.032	2893.00x	2878.53x	2897.21x
Na 330.237	494774x	492703x	495294x
Ni 231.604	172.383	173.113	174.434
Pb 220.353	125.503	119.403	122.601
Sb 206.834	127.408	116.287	114.070
Se 196.026	172.878	168.376	167.042
Sn 189.925	254.272	261.336	255.449
Sr 216.596	192.284	191.848	193.275
Ti 334.941	167.849	167.670	168.229
Tl 190.794	50.3525	54.2570	50.1206
V 292.401	169.254	168.700	169.230
Zn 206.200	186.322	182.560	185.395

Label	Sol'n Conc.	Units	SD	%RSD	Int. (c/s)
Ag 328.068	124.695b	ppb	0.4196	0.3	9846.82
Al 308.215	5724.52b	ppb	20.1434	0.4	25153.1
As 188.980	182.149b	ppb	2.5211	1.4	99.7813
B 249.678	427.016b	ppb	2.0727	0.5	5628.78
Ba 389.178	171.964b	ppb	1.0474	0.6	4043.82
Be 313.042	124.594b	ppb	0.3317	0.3	231273
Ca 370.602	12189b	ppb	43.04	0.4	37982
Cd 226.502	123.046b	ppb	0.3237	0.3	4976.46
Co 228.615	125.285b	ppb	0.4180	0.3	1545.97
Cr 267.716	185.210b	ppb	0.3771	0.2	9647.98
Cu 324.754	187.022b	ppb	0.8561	0.5	8917.74
Fe 271.441	11672.9b	ppb	32.1822	0.3	21493.9
K 766.491	41374.1xb	ppb	103.133	0.2	1586369
Mg 279.078	11576.6b	ppb	27.6186	0.2	26265.4
Mn 257.610	1234.37b	ppb	3.0053	0.2	101616
Mo 202.032	2889.58xb	ppb	9.7980	0.3	22903.3
Na 330.237	494257xb	ppb	1370.61	0.3	25717.3
Ni 231.604	173.310b	ppb	1.0394	0.6	517.909
Pb 220.353	122.503b	ppb	3.0510	2.5	276.771
Sb 206.834	119.255b	ppb	7.1473	6.0	108.038
Se 196.026	169.432b	ppb	3.0580	1.8	104.894
Sn 189.925	257.019b	ppb	3.7848	1.5	244.750
Sr 216.596	192.469b	ppb	0.7313	0.4	2337.49
Ti 334.941	167.916b	ppb	0.2852	0.2	51352.9
Tl 190.794	51.5767b	ppb	2.3241	4.5	35.3895
V 292.401	169.061b	ppb	0.3133	0.2	4257.64
Zn 206.200	184.759b	ppb	1.9598	1.1	294.752

E05022013.wvq. All Data Report 5/3/2013, 3:45:46 PM

680-89763-a-1-f.ms (Samp) 5/3/2013, 3:19:38 PM Rack 1, Tube 25

Weight: 1

Volume: 1

Dilution: 1

Label	Replicates Concentration		
Ag 328.068	465.725	463.390	469.821
Al 308.215	4687.70	4693.38	4676.45
As 188.980	458.563	466.654	461.409
B 249.678	488.510	490.717	487.922
Ba 389.178	4802.62	4806.77	4799.25
Be 313.042	481.980	480.846	479.309
Ca 370.602	4717	4725	4701
Cd 226.502	480.032	480.205	478.960
Co 228.615	490.212	492.946	490.718
Cr 267.716	4825.35	4833.76	4825.23
Cu 324.754	4867.14	4769.49	4898.16
Fe 271.441	4666.57	4659.35	4644.63
K 766.491	9707.27	9744.67	9722.25
Mg 279.078	4652.58	4652.47	4643.92
Mn 257.610	4767.83	4774.81	4787.78
Mo 202.032	478.825	478.137	479.441
Na 330.237	6785.01	6892.91	6662.97
Ni 231.604	2432.67	2441.32	2437.43
Pb 220.353	462.728	456.510	460.854
Sb 206.834	888.213	888.386	888.913
Se 196.026	4593.69	4615.90	4618.35
Sn 189.925	4726.49	4672.48	4695.87
Sr 216.596	2352.50	2353.94	2344.08
Ti 334.941	464.312	465.143	464.490
Tl 190.794	4683.55	4696.08	4674.48
V 292.401	4657.36	4669.60	4653.06
Zn 206.200	2388.35	2405.89	2392.29

Label	Sol'n Conc.	Units	SD	%RSD	Int. (c/s)
Ag 328.068	466.312	ppb	3.2557	0.7	36842.3
Al 308.215	4685.84	ppb	8.6178	0.2	20353.4
As 188.980	462.208	ppb	4.1046	0.9	270.897
B 249.678	489.050	ppb	1.4740	0.3	6442.69
Ba 389.178	4802.88	ppb	3.7637	0.1	111870
Be 313.042	480.711	ppb	1.3406	0.3	895066
Ca 370.602	4714	ppb	12.19	0.3	14935
Cd 226.502	479.732	ppb	0.6744	0.1	19200.7
Co 228.615	491.292	ppb	1.4545	0.3	6474.33
Cr 267.716	4828.11	ppb	4.8887	0.1	250905
Cu 324.754	4844.93	ppb	67.1534	1.4	222833
Fe 271.441	4656.85	ppb	11.1777	0.2	8759.45
K 766.491	9724.73	ppb	18.8211	0.2	373074
Mg 279.078	4649.66	ppb	4.9651	0.1	10493.8
Mn 257.610	4776.81	ppb	10.1229	0.2	392696
Mo 202.032	478.801	ppb	0.6524	0.1	3799.53
Na 330.237	6780.30	ppb	115.042	1.7	393.671
Ni 231.604	2437.14	ppb	4.3328	0.2	7344.62
Pb 220.353	460.031	ppb	3.1898	0.7	968.328
Sb 206.834	888.504	ppb	0.3645	0.0	1133.73
Se 196.026	4609.32	ppb	13.5854	0.3	2491.10
Sn 189.925	4698.28	ppb	27.0859	0.6	4661.52
Sr 216.596	2350.17	ppb	5.3216	0.2	29662.4
Ti 334.941	464.648	ppb	0.4376	0.1	142171
Tl 190.794	4684.70	ppb	10.8466	0.2	5103.29
V 292.401	4660.01	ppb	8.5809	0.2	133618
Zn 206.200	2395.51	ppb	9.2992	0.4	3800.83

E05022013.vvq. All Data Report 5/3/2013, 3:45:46 PM

CCV (Samp) 5/3/2013, 3:25:01 PM Rack 1, Tube 26

Weight: 1

Volume: 1

Dilution: 1

Label	Replicates Concentration		
Ag 328.068	0.0167	0.0505	-0.1135u
Al 308.215	-1.1016u	-0.3462u	-1.4221u
As 188.980	0.1646	11.1535	5.3861
B 249.678	14.8685	14.4737	13.1380
Ba 389.178	0.9505	0.6117	0.7432
Be 313.042	0.0088	0.0112	0.0205
Ca 370.602	-7.929u	-8.360u	-7.154u
Cd 226.502	0.0872	0.2123	-0.0197u
Co 228.615	0.3369	1.0757	0.3456
Cr 267.716	0.1445	0.1264	-0.0053u
Cu 324.754	-0.3101u	0.3465	-0.2655u
Fe 271.441	-4.0676u	-3.9005u	-8.3499u
K 766.491	1.0876	0.9391	0.5995
Mg 279.078	-0.5097u	-2.2898u	1.5203
Mn 257.610	0.1124	-0.1577u	-0.1479u
Mo 202.032	1.0255	0.9506	0.8990
Na 330.237	57.3837	-124.782u	-36.3984u
Ni 231.604	-0.8801u	0.0847	0.3934
Pb 220.353	-1.2424u	-1.3132u	-1.9183u
Sb 206.834	5.1519	2.6527	3.1062
Se 196.026	-6.8775u	1.3249	-11.8377u
Sn 189.925	1.2409	0.4547	-2.5572u
Sr 216.596	-0.0526u	-0.2669u	-0.7295u
Ti 334.941	0.1292	0.1390	0.0999
Tl 190.794	8.0816	1.2565	6.1320
V 292.401	0.1952	0.2463	0.2874
Zn 206.200	0.2030	1.1974	1.6993

Label	Sol'n Conc.	Units	SD	%RSD	Int. (c/s)
Ag 328.068	-0.0154	ppb	0.0866	561.0	-26.0956
Al 308.215	-0.9566	ppb	0.5524	57.7	55.1410
As 188.980	5.5681	ppb	5.4967	98.7	-6.9509
B 249.678	14.1601	ppb	0.9069	6.4	285.612
Ba 389.178	0.7684	ppb	0.1708	22.2	-4.9470
Be 313.042	0.0135	ppb	0.0062	45.8	-358.277
Ca 370.602	-7.814	ppb	0.6109	7.8	4.888
Cd 226.502	0.0933	ppb	0.1161	124.5	29.6745
Co 228.615	0.5860	ppb	0.4241	72.4	8.9325
Cr 267.716	0.0885	ppb	0.0817	92.3	11.0959
Cu 324.754	-0.0764	ppb	0.3669	480.4	247.400
Fe 271.441	-5.4393	ppb	2.5220	46.4	100.832
K 766.491	0.8754	ppb	0.2502	28.6	305.166
Mg 279.078	-0.4264	ppb	1.9064	447.1	34.9161
Mn 257.610	-0.0644	ppb	0.1532	237.9	131.060
Mo 202.032	0.9584	ppb	0.0636	6.6	24.5496
Na 330.237	-34.5990	ppb	91.0964	263.3	62.8374
Ni 231.604	-0.1340	ppb	0.6643	495.8	-5.4116
Pb 220.353	-1.4913	ppb	0.3715	24.9	28.6953
Sb 206.834	3.6369	ppb	1.3314	36.6	11.5031
Se 196.026	-5.7968	ppb	6.6476	114.7	10.4426
Sn 189.925	-0.2872	ppb	2.0048	698.1	-11.3614
Sr 216.596	-0.3497	ppb	0.3460	98.9	17.5137
Ti 334.941	0.1227	ppb	0.0203	16.6	-16.0162
Tl 190.794	5.1567	ppb	3.5155	68.2	-11.5298
V 292.401	0.2430	ppb	0.0462	19.0	-1.4840
Zn 206.200	1.0332	ppb	0.7615	73.7	14.180



E05022013.vvq. All Data Report 5/3/2013, 3:45:46 PM

CCB (Samp) 5/3/2013, 3:30:25 PM Rack 1, Tube 27

Weight: 1

Volume: 1

Dilution: 1

Label	Replicates Concentration		
Ag 328.068	161.096	160.515	159.990
Al 308.215	5676.12	5657.78	5626.88
As 188.980	176.925	182.627	179.646
B 249.678	404.008	402.135	404.585
Ba 389.178	164.857	164.014	162.876
Be 313.042	117.362	116.969	116.464
Ca 370.602	11527	11492	11430
Cd 226.502	116.283	115.747	115.221
Co 228.615	118.083	117.809	117.885
Cr 267.716	178.382	177.947	177.422
Cu 324.754	178.855	179.331	178.450
Fe 271.441	11003.2	10981.2	10939.0
K 766.491	40545.5x	40331.8x	40282.2x
Mg 279.078	10905.7	10859.5	10825.2
Mn 257.610	1163.40	1154.60	1155.65
Mo 202.032	2893.49x	2887.51x	2877.08x
Na 330.237	495373x	493126x	491727x
Ni 231.604	169.059	167.283	165.090
Pb 220.353	114.640	115.709	113.050
Sb 206.834	117.257	117.450	119.230
Se 196.026	170.793	167.095	163.296
Sn 189.925	275.686	277.150	274.088
Sr 216.596	184.747	185.437	185.079
Ti 334.941	165.232	164.531	163.967
Tl 190.794	55.3226	51.0090	53.5801
V 292.401	161.762	161.398	161.404
Zn 206.200	178.644	180.962	179.931

Label	Sol'n Conc.	Units	SD	%RSD	Int. (c/s)
Ag 328.068	160.534b	ppb	0.5533	0.3	12684.6
Al 308.215	5653.59b	ppb	24.8861	0.4	24844.6
As 188.980	179.733b	ppb	2.8522	1.6	98.3150
B 249.678	403.576b	ppb	1.2806	0.3	5325.48
Ba 389.178	163.916b	ppb	0.9944	0.6	3853.47
Be 313.042	116.932b	ppb	0.4501	0.4	216999
Ca 370.602	11483b	ppb	48.81	0.4	35788
Cd 226.502	115.750b	ppb	0.5310	0.5	4682.70
Co 228.615	117.926b	ppb	0.1415	0.1	1449.48
Cr 267.716	177.917b	ppb	0.4807	0.3	9268.57
Cu 324.754	178.879b	ppb	0.4410	0.2	8543.16
Fe 271.441	10974.5b	ppb	32.6190	0.3	20214.7
K 766.491	40386.5xb	ppb	139.928	0.3	1548509
Mg 279.078	10863.5b	ppb	40.4340	0.4	24649.5
Mn 257.610	1157.88b	ppb	4.8041	0.4	95328.2
Mo 202.032	2886.03xb	ppb	8.3087	0.3	22875.2
Na 330.237	493409xb	ppb	1839.58	0.4	25673.6
Ni 231.604	167.144b	ppb	1.9883	1.2	499.297
Pb 220.353	114.467b	ppb	1.3378	1.2	260.414
Sb 206.834	117.979b	ppb	1.0878	0.9	106.514
Se 196.026	167.061b	ppb	3.7487	2.2	103.602
Sn 189.925	275.641b	ppb	1.5316	0.6	263.270
Sr 216.596	185.088b	ppb	0.3448	0.2	2244.39
Ti 334.941	164.577b	ppb	0.6339	0.4	50327.5
Tl 190.794	53.3039b	ppb	2.1700	4.1	37.4380
V 292.401	161.521b	ppb	0.2083	0.1	4043.54
Zn 206.200	179.846b	ppb	1.1617	0.6	286.872

E05022013.wvq. All Data Report 5/3/2013, 3:45:46 PM

**680-89763-a-1-g msd (Samp) 5/3/2013, 3:35:49 PM Rack 1, Tube 28****Weight: 1****Volume: 1****Dilution: 1**

Label	Replicates Concentration		
Ag 328.068	468.540	467.753	458.007
Al 308.215	4639.40	4670.90	4675.40
As 188.980	469.885	461.834	467.646
B 249.678	483.136	488.856	488.377
Ba 389.178	4778.93	4806.89	4776.68
Be 313.042	478.429	480.701	477.899
Ca 370.602	4687	4705	4700
Cd 226.502	478.192	482.035	480.384
Co 228.615	488.116	490.586	489.628
Cr 267.716	4806.23	4831.22	4811.26
Cu 324.754	5002.28	4948.19	4847.89
Fe 271.441	4618.54	4653.13	4633.88
K 766.491	9703.69	9737.85	9673.71
Mg 279.078	4628.20	4656.17	4639.14
Mn 257.610	4812.01	4856.63	4796.83
Mo 202.032	474.301	477.974	479.420
Na 330.237	6429.96	6520.29	6937.00
Ni 231.604	2433.06	2441.36	2441.82
Pb 220.353	457.756	460.601	458.659
Sb 206.834	881.556	888.260	883.552
Se 196.026	4596.19	4617.20	4635.81
Sn 189.925	4624.24	4703.25	4661.46
Sr 216.596	2341.37	2358.15	2350.57
Ti 334.941	463.226	464.702	462.812
Tl 190.794	4658.02	4709.04	4684.23
V 292.401	4642.57	4668.21	4643.69
Zn 206.200	2379.22	2398.35	2404.49

Label	Sol'n Conc.	Units	SD	%RSD	Int. (c/s)
Ag 328.068	464.766	ppb	5.8669	1.3	36719.5
Al 308.215	4661.90	ppb	19.6132	0.4	20249.7
As 188.980	466.455	ppb	4.1554	0.9	273.482
B 249.678	486.789	ppb	3.1734	0.7	6413.37
Ba 389.178	4787.50	ppb	16.8285	0.4	111512
Be 313.042	479.010	ppb	1.4883	0.3	891895
Ca 370.602	4697	ppb	9.282	0.2	14881
Cd 226.502	480.204	ppb	1.9278	0.4	19219.5
Co 228.615	489.443	ppb	1.2454	0.3	6449.98
Cr 267.716	4816.24	ppb	13.2161	0.3	250288
Cu 324.754	4932.79	ppb	78.3412	1.6	226870
Fe 271.441	4635.19	ppb	17.3325	0.4	8719.42
K 766.491	9705.08	ppb	32.0935	0.3	372321
Mg 279.078	4641.17	ppb	14.0964	0.3	10474.6
Mn 257.610	4821.83	ppb	31.0833	0.6	396395
Mo 202.032	477.232	ppb	2.6388	0.6	3787.12
Na 330.237	6629.08	ppb	270.462	4.1	385.840
Ni 231.604	2438.75	ppb	4.9289	0.2	7349.47
Pb 220.353	459.006	ppb	1.4538	0.3	966.243
Sb 206.834	884.456	ppb	3.4425	0.4	1128.71
Se 196.026	4616.40	ppb	19.8258	0.4	2494.90
Sn 189.925	4662.98	ppb	39.5239	0.8	4626.42
Sr 216.596	2350.03	ppb	8.4033	0.4	29660.6
Ti 334.941	463.580	ppb	0.9934	0.2	141844
Tl 190.794	4683.76	ppb	25.5111	0.5	5102.27
V 292.401	4651.49	ppb	14.4929	0.3	133374
Zn 206.200	2394.02	ppb	13.1825	0.6	3798.49

E05022013.vvq. All Data Report 5/3/2013, 3:45:46 PM

CCV (Samp) 5/3/2013, 3:41:13 PM Rack 1, Tube 29

Weight: 1

Volume: 1

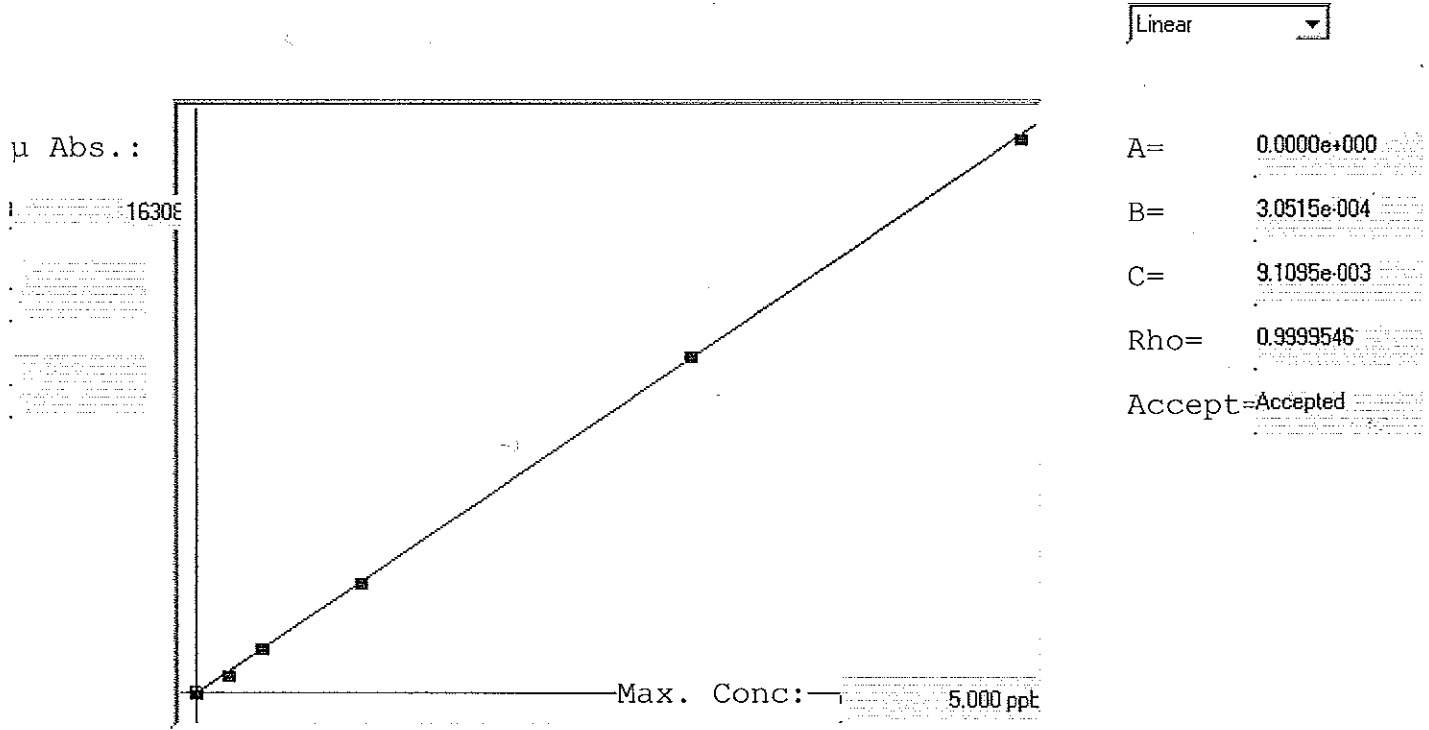
Dilution: 1

Label	Replicates Concentration		
Ag 328.068	0.1532	-0.1541u	-0.1840u
Al 308.215	-3.0318u	-1.5355u	-2.3796u
As 188.980	5.4469	1.2589	6.0443
B 249.678	14.3351	13.1281	12.1415
Ba 389.178	0.8527	1.2038	1.4602
Be 313.042	0.0290	0.0166	0.0157
Ca 370.602	-8.780u	-4.216u	-5.079u
Cd 226.502	-0.0809u	0.1027	0.1668
Co 228.615	0.7545	0.5225	0.6689
Cr 267.716	0.1518	0.2322	0.0176
Cu 324.754	0.3753	0.2942	0.0214
Fe 271.441	-5.1344u	-7.8549u	-9.4818u
K 766.491	0.3661	0.1226	0.8594
Mg 279.078	-0.5256u	-1.2865u	-2.0817u
Mn 257.610	-0.0454u	-0.1489u	-0.0168u
Mo 202.032	0.5788	0.6642	0.4069
Na 330.237	-63.3964u	4.8303	-136.250u
Ni 231.604	-0.1546u	-0.7419u	1.7900
Pb 220.353	-0.4967u	-1.3543u	-0.0481u
Sb 206.834	7.1377	7.3264	3.8617
Se 196.026	-2.8573u	-12.4671u	-4.8570u
Sn 189.925	-0.3653u	2.0882	-1.2885u
Sr 216.596	-0.4895u	-0.2632u	-0.0576u
Ti 334.941	0.1106	0.1029	0.1229
Tl 190.794	2.0434	4.8457	3.5766
V 292.401	0.2068	0.4537	-0.0192u
Zn 206.200	-0.0557u	1.5906	1.1727

Label	Sol'n Conc.	Units	SD	%RSD	Int. (c/s)
Ag 328.068	-0.0616	ppb	0.1866	302.8	-29.7711
Al 308.215	-2.3156	ppb	0.7502	32.4	49.2148
As 188.980	4.2500	ppb	2.6075	61.4	-7.7531
B 249.678	13.2016	ppb	1.0987	8.3	273.177
Ba 389.178	1.1722	ppb	0.3050	26.0	4.4489
Be 313.042	0.0204	ppb	0.0074	36.3	-345.287
Ca 370.602	-6.025	ppb	2.424	40.2	10.86
Cd 226.502	0.0629	ppb	0.1286	204.6	28.4492
Co 228.615	0.6486	ppb	0.1173	18.1	9.7693
Cr 267.716	0.1339	ppb	0.1084	81.0	13.4516
Cu 324.754	0.2303	ppb	0.1854	80.5	261.481
Fe 271.441	-7.4904	ppb	2.1965	29.3	97.0906
K 766.491	0.4494	ppb	0.3754	83.5	288.833
Mg 279.078	-1.2979	ppb	0.7781	60.0	32.9394
Mn 257.610	-0.0704	ppb	0.0695	98.7	130.562
Mo 202.032	0.5500	ppb	0.1310	23.8	21.3151
Na 330.237	-64.9387	ppb	70.5528	108.6	61.2646
Ni 231.604	0.2978	ppb	1.3252	445.0	-4.1096
Pb 220.353	-0.6330	ppb	0.6637	104.8	30.4430
Sb 206.834	6.1086	ppb	1.9482	31.9	14.4908
Se 196.026	-6.7271	ppb	5.0705	75.4	9.9428
Sn 189.925	0.1448	ppb	1.7452	1205.2	-10.9318
Sr 216.596	-0.2701	ppb	0.2160	80.0	18.5319
Ti 334.941	0.1121	ppb	0.0101	9.0	-19.2398
Tl 190.794	3.4886	ppb	1.4032	40.2	-13.3547
V 292.401	0.2138	ppb	0.2365	110.6	-2.2513
Zn 206.200	0.9025	ppb	0.8557	94.8	638.2094



Hg Norm2



Std ID	Conc.	Calc.	Dev.	Mean	SD or %RSD	Rep 1	Rep 2	Rep 3	Rep 4	Rep 5
blank	0.000	0.007	0.007	-6	0.943	-5	-7	-7		
0.2	0.200	0.172	-0.028	535	0.7 %	530	538	537		
0.4	0.400	0.413	0.013	1322	0.4 %	1317	1321	1329		
1.0	1.000	0.998	-0.002	3240	0.2 %	3251	3234	3235		
3.0	3.000	3.025	0.025	9882	1.1 %	9747	9876	10024		
5.0	5.000	4.985	-0.015	16307	1.0 %	16083	16359	16481		

## C05062013B

Method: Hg Norm2

Operator: Admin

Date of Analysis: 06 May 2013 13:27:26

Sample ID	Extended ID	Mean	RSD	Date
blank		-6	-14.8865	06 May 2013 13:55:37
0.2		535	0.6652	06 May 2013 13:58:37
0.4		1322	0.3773	06 May 2013 14:01:05
1.0		3240	0.2404	06 May 2013 14:03:32
3.0		9882	1.1452	06 May 2013 14:05:59
5.0		16308	1.0209	06 May 2013 14:08:26
ICV		3.0308	0.1685	06 May 2013 14:10:52
ICB		0.0070	10.7185	06 May 2013 14:13:18
CRA		0.2106	0.6071	06 May 2013 14:15:45
CCV		2.4372	0.8298	06 May 2013 14:18:14
CCB		0.0072	8.7366	06 May 2013 14:20:41
CCV		2.4618	0.3239	06 May 2013 14:23:07
CCB		0.0093	5.5691	06 May 2013 14:25:34
MB 680-275370/1-A	(BCB)	0.0718	1.4031	06 May 2013 14:36:36
LCS 680-275370/2-A	(BCB)	2.4820	0.1750	06 May 2013 14:39:03
680-89791-B-2-D	(BCB)	3.9446	0.2102	06 May 2013 14:41:29
680-89791-B-2-E MS	(BCB)	5.7915	0.2708	06 May 2013 14:43:55
680-89791-B-2-F MSD	(BCB)	5.9085	0.3392	06 May 2013 14:46:22
680-89791-B-7-B	(BCB)	7.4962	0.2052	06 May 2013 14:48:49
680-89791-B-15-B	(BCB)	2.9697	1.0319	06 May 2013 14:51:15
680-89791-A-16-B	(BCB)	6.2290	0.0820	06 May 2013 14:53:42
680-89791-A-17-B	(BCB)	3.6360	0.9136	06 May 2013 14:56:10
680-89791-B-21-B	(BCB)	3.6157	0.4317	06 May 2013 14:58:37
CCV		2.5449	0.2898	06 May 2013 15:01:07
CCB		0.0095	9.9121	06 May 2013 15:03:34
680-89791-B-30-B	(BCB)	2.5317	0.4256	06 May 2013 15:06:00
680-89791-B-32-B	(BCB)	10.5415	0.7798	06 May 2013 15:08:28
680-89791-A-50-B	(BCB)	3.0168	1.3561	06 May 2013 15:10:56
680-89791-A-55-B	(BCB)	2.9974	0.1635	06 May 2013 15:13:22
680-89791-A-56-B	(BCB)	3.0935	0.6802	06 May 2013 15:15:49
680-89791-A-57-B	(BCB)	4.8796	0.4929	06 May 2013 15:18:16
680-89791-A-58-B	(BCB)	2.6322	0.5889	06 May 2013 15:20:44
MB 680-275378/1-A	(BCB)	0.0098	10.2523	06 May 2013 15:23:10
LCS 680-275378/2-A	(BCB)	2.5946	0.5911	06 May 2013 15:25:38
680-89890-A-1-D	(BCB)	0.8453	0.6813	06 May 2013 15:28:04
CCV		2.6187	0.3222	06 May 2013 15:30:32
CCB		0.0101	5.1216	06 May 2013 15:32:59
680-89890-A-2-B	(BCB)	0.7579	0.2922	06 May 2013 15:35:25
680-89890-A-3-B	(BCB)	0.6360	0.8424	06 May 2013 15:37:52
680-89890-A-4-B	(BCB)	0.5578	0.6301	06 May 2013 15:40:20
680-89890-A-5-B	(BCB)	0.2644	0.1088	06 May 2013 15:42:48
680-89890-A-6-B	(BCB)	0.3232	0.8935	06 May 2013 15:45:15
680-89890-A-7-B	(BCB)	0.4846	0.2078	06 May 2013 15:47:42
680-89890-A-8-B	(BCB)	0.7508	0.7496	06 May 2013 15:50:08
680-89890-A-9-B	(BCB)	0.5662	0.2995	06 May 2013 15:52:35
680-89890-A-10-B	(BCB)	0.4411	0.5714	06 May 2013 15:55:02
680-89890-A-11-B	(BCB)	0.3979	0.2169	06 May 2013 15:57:29
CCV		2.6005	0.2109	06 May 2013 15:59:57
CCB		0.0109	6.0253	06 May 2013 16:02:24
680-89890-A-12-B	(BCB)	0.6447	0.5999	06 May 2013 16:04:50
680-89890-A-13-B	(BCB)	0.5940	0.6557	06 May 2013 16:07:16
680-89890-A-14-B	(BCB)	0.8448	0.8478	06 May 2013 16:09:43
680-89890-A-15-B	(BCB)	0.3158	0.6162	06 May 2013 16:12:10
680-89890-A-16-B	(BCB)	0.4305	0.6125	06 May 2013 16:14:38
680-89890-A-17-B	(BCB)	0.3978	0.2014	06 May 2013 16:17:07
680-89890-A-18-B	(BCB)	0.3268	0.6988	06 May 2013 16:19:34
680-89890-A-19-B	(BCB)	0.4163	0.5561	06 May 2013 16:22:01
680-89890-A-20-B	(BCB)	0.7062	0.2006	06 May 2013 16:24:27
680-89890-A-20-C MS	(BCB)	1.6642	0.5392	06 May 2013 16:26:54
CCV		2.5084	0.8393	06 May 2013 16:29:21

## C05062013B

Method: Hg Norm2

Operator: Admin

Date of Analysis: 06 May 2013 13:27:26

Sample ID	Extended ID	Mean	RSD	Date
CCB		0.0126	4.1268	06 May 2013 16:31:49
680-89890-A-20-D MSD	(BCB)	1.6922	0.1430	06 May 2013 16:34:17
MB 680-275376/1-A	(BCB)	0.0131	1.9054	06 May 2013 16:36:45
LCS 680-275376/2-A	(BCB)	2.7432	0.6903	06 May 2013 16:39:13
680-89910-A-1-A	(BCB)	27.0243	0.5625	06 May 2013 16:41:40
680-89910-A-2-A	(BCB)	0.6821	0.6639	06 May 2013 16:44:07
680-89910-A-3-A	(BCB)	0.6139	0.2029	06 May 2013 16:46:34
680-89910-A-4-A	(BCB)	2.8666	0.3878	06 May 2013 16:49:03
680-89910-A-5-A	(BCB)	2.1548	0.2866	06 May 2013 16:51:32
680-89910-A-6-A	(BCB)	0.4474	0.2318	06 May 2013 16:53:59
680-89910-A-7-A	(BCB)	0.6799	0.4782	06 May 2013 16:56:26
CCV		2.5925	0.6665	06 May 2013 16:58:53
CCB		0.0104	30.8031	06 May 2013 17:01:20
680-89910-A-8-A	(BCB)	1.4692	0.3310	06 May 2013 17:03:46
680-89775-C-12-B	(BCB)	0.0622	3.0240	06 May 2013 17:06:14
680-89775-C-13-B	(BCB)	0.3672	0.7924	06 May 2013 17:08:42
680-89775-C-14-B	(BCB)	0.0291	1.7794	06 May 2013 17:11:08
680-89775-C-15-B	(BCB)	0.0431	2.1895	06 May 2013 17:13:34
680-89775-C-16-B	(BCB)	0.0428	0.8897	06 May 2013 17:16:02
680-89775-C-17-B	(BCB)	0.1062	0.8235	06 May 2013 17:18:29
680-89775-C-18-B	(BCB)	0.1469	0.3916	06 May 2013 17:20:56
680-89775-C-19-B	(BCB)	0.0528	0.9814	06 May 2013 17:23:23
680-89775-C-20-B	(BCB)	0.1216	0.2366	06 May 2013 17:25:52
CCV		2.5300	0.1992	06 May 2013 17:28:19
CCB		0.0132	7.1579	06 May 2013 17:30:47
680-89890-A-21-A	(BCB)	0.3685	0.3195	06 May 2013 17:33:14
680-89890-A-22-A	(BCB)	0.3780	1.0607	06 May 2013 17:35:42
680-89890-A-23-A	(BCB)	0.6726	0.9263	06 May 2013 17:38:10
680-89890-A-23-B MS	(BCB)	1.5785	0.2088	06 May 2013 17:40:38
680-89890-A-23-C MSD	(BCB)	1.7340	0.7072	06 May 2013 17:43:05
MB 680-275373/1-A	(BCB)	0.0111	3.4152	06 May 2013 17:45:33
LCS 680-275373/2-A	(BCB)	2.5712	0.4468	06 May 2013 17:48:02
680-89727-B-1-G	(BCB)	0.2266	0.0635	06 May 2013 17:50:29
680-89727-B-1-H MS	(BCB)	1.2162	0.7991	06 May 2013 17:52:58
680-89727-B-1-I MSD	(BCB)	1.1606	0.3972	06 May 2013 17:55:26
CCV		2.5771	1.3108	06 May 2013 17:57:56
CCB		0.0205	3.0584	06 May 2013 18:00:24
680-89727-B-2-C	(BCB)	0.1289	1.2867	06 May 2013 18:02:51
680-89727-B-3-C	(BCB)	0.1896	0.7239	06 May 2013 18:05:19
680-89727-B-4-C	(BCB)	0.1296	1.2002	06 May 2013 18:07:47
680-89727-B-5-C	(BCB)	0.1389	1.4387	06 May 2013 18:10:16
680-89727-B-6-C	(BCB)	0.1020	0.5086	06 May 2013 18:12:44
680-89727-B-7-C	(BCB)	0.1200	0.4323	06 May 2013 18:15:13
680-89727-B-8-C	(BCB)	0.2778	0.7731	06 May 2013 18:17:41
680-89727-B-9-C	(BCB)	0.1876	0.5312	06 May 2013 18:20:09
680-89727-B-11-C	(BCB)	0.1155	0.1245	06 May 2013 18:22:37
680-89727-B-12-C	(BCB)	0.2350	1.3997	06 May 2013 18:25:05
CCV		2.5822	0.9973	06 May 2013 18:27:33
CCB		0.0208	0.6913	06 May 2013 18:30:00
680-89727-G-13-C	(BCB)	0.1466	1.7105	06 May 2013 18:32:28
680-89727-B-15-C	(BCB)	0.1141	0.5778	06 May 2013 18:34:56
680-89727-B-16-C	(BCB)	0.1880	1.1950	06 May 2013 18:37:25
680-89727-B-17-C	(BCB)	0.3458	0.6998	06 May 2013 18:39:53
680-89727-B-18-C	(BCB)	0.0643	1.0245	06 May 2013 18:42:22
680-89727-B-20-C	(BCB)	0.1055	0.4089	06 May 2013 18:44:51
680-89727-B-21-C	(BCB)	0.3441	0.9643	06 May 2013 18:47:20
680-89727-B-22-C	(BCB)	0.0702	0.8927	06 May 2013 18:49:48
680-89766-A-1-C	(BCB)	0.0342	0.4202	06 May 2013 18:52:16
CCV		2.4431	0.6993	06 May 2013 18:54:45
CCB		0.0216	6.4162	06 May 2013 18:57:14

## C05062013B

Method: Hg Norm2

Operator: Admin

Date of Analysis: 06 May 2013 13:27:26

Sample ID	Extended ID	Mean	RSD	Date
CCV		2.5776	0.9670	07 May 2013 09:47:57
CCB		-0.0066	-5.8063	07 May 2013 09:50:25
680-89791-b-2-d ^5	(BCB)	0.8711	1.2876	07 May 2013 09:52:52
680-89791-b-2-e ms ^5	(BCB)	1.2505	0.6263	07 May 2013 09:55:21
680-89791-b-2-f msd ^5	(BCB)	1.3135	0.8212	07 May 2013 09:57:48
680-89791-b-7-b ^5	(BCB)	1.6820	0.2601	07 May 2013 10:00:16
680-89791-b-15-b	(BCB)	3.0509	1.7210	07 May 2013 10:02:44
680-89791-a-16-b ^5	(BCB)	1.4898	0.8413	07 May 2013 10:05:11
680-89791-a-17-b	(BCB)	3.7285	0.4579	07 May 2013 10:07:39
680-89791-b-32-b ^5	(BCB)	2.5888	0.6080	07 May 2013 10:10:08
680-89791-a-50-b	(BCB)	3.1718	0.1853	07 May 2013 10:12:36
680-89910-a-1-a ^10	(BCB)	3.0525	0.8416	07 May 2013 10:15:04
CCV		2.7070	0.6337	07 May 2013 10:17:32
CCB		0.0357	3.0457	07 May 2013 10:20:01
680-89910-a-2-a	(BCB)	0.7245	1.0512	07 May 2013 10:22:29
CCV		2.6993	0.6144	07 May 2013 10:24:58
CCB		0.0287	0.5005	07 May 2013 10:27:28



METALS BATCH WORKSHEET

Lab Name: TestAmerica Savannah Job No.: 680-89791-4

SDG No.: 68089791-4

Batch Number: 274956 Batch Start Date: 04/30/13 13:33 Batch Analyst: Lawhon, Jon

Batch Method: 3050B Batch End Date: 05/01/13 08:45

Lab Sample ID	Client Sample ID	Method Chain	Basis	CalcMsg	InitialAmount	FinalAmount	MS_Ag_LCS_SPK 00001	MS_LCS1_WK 00003	MS_LCS2_wk 00144
MB 680-274956/1		3050B, 6010C		CALC NOT SET TO RUN	1.01 g	100 mL			
LCS 680-274956/2		3050B, 6010C		CALC NOT SET TO RUN	1.00 g	100 mL	1 mL	1 mL	1 mL
680-89791-B-2	HP0200B-CS-SP	3050B, 6010C	T	CALC NOT SET TO RUN	1.03 g	100 mL			
680-89791-B-2 MS	HP0200B-CS-SP	3050B, 6010C	T	CALC NOT SET TO RUN	1.01 g	100 mL	1 mL	1 mL	1 mL
680-89791-B-2 MSD	HP0200B-CS-SP	3050B, 6010C	T	CALC NOT SET TO RUN	1.02 g	100 mL	1 mL	1 mL	1 mL
680-89791-B-7	CV1342B-CS-SP	3050B, 6010C	T	CALC NOT SET TO RUN	1.08 g	100 mL			
680-89791-B-15	CV0790C-CS-SP	3050B, 6010C	T	CALC NOT SET TO RUN	1.14 g	100 mL			
680-89791-A-16	CV1342B-CS-SP (sieve)	3050B, 6010C	T	CALC NOT SET TO RUN	1.08 g	100 mL			
680-89791-A-17	CV0790C-CS-SP (sieve)	3050B, 6010C	T	CALC NOT SET TO RUN	1.07 g	100 mL			
680-89791-B-21	CV0752B-CS-SP	3050B, 6010C	T	CALC NOT SET TO RUN	1.11 g	100 mL			
680-89791-B-30	CV1227C-CS	3050B, 6010C	T	CALC NOT SET TO RUN	1.02 g	100 mL			
680-89791-B-32	CV1228B-CS	3050B, 6010C	T	CALC NOT SET TO RUN	1.03 g	100 mL			
680-89791-A-50	CV1142B-CS	3050B, 6010C	T	CALC NOT SET TO RUN	1.16 g	100 mL			
680-89791-A-55	CV1142B-CS (sieve)	3050B, 6010C	T	CALC NOT SET TO RUN	1.12 g	100 mL			
680-89791-A-56	CV1227C-CS (sieve)	3050B, 6010C	T	CALC NOT SET TO RUN	1.04 g	100 mL			
680-89791-A-57	CV1228B-CS (sieve)	3050B, 6010C	T	CALC NOT SET TO RUN	1.00 g	100 mL			
680-89791-A-58	CV0752B-CS-SP (sieve)	3050B, 6010C	T	CALC NOT SET TO RUN	1.01 g	100 mL			

The pound sign (#) in the amount added field denotes that the reagent was used undiluted. All calculations are performed using the stated concentration for this reagent.

METALS BATCH WORKSHEET

Lab Name: TestAmerica Savannah Job No.: 680-89791-4

SDG No.: 68089791-4

Batch Number: 274956 Batch Start Date: 04/30/13 13:33 Batch Analyst: Lawhon, Jon

Batch Method: 3050B Batch End Date: 05/01/13 08:45

Batch Notes	
Analyst	JL
Balance ID	25
Blank Soil Lot Number	2958846
Hydrogen peroxide lot number	52223236
Lot # of hydrochloric acid	3053719
Lot # of Nitric Acid	3077492
Hood ID or number	FH-8
Hot Block ID number	10
Nominal Amount Used	1.0 g
Pipette ID	ME4
Perform Calculation (0=No, 1=Yes)	0
Temperature	95 Degrees C
ID number of the thermometer	MEPREP15
Digestion Tube/Cup Lot #	J157274-263-100

Basis	Basis Description
T	Total/NA

The pound sign (#) in the amount added field denotes that the reagent was used undiluted. All calculations are performed using the stated concentration for this reagent.

METALS BATCH WORKSHEET

Lab Name: TestAmerica Savannah Job No.: 680-89791-4

SDG No.: 68089791-4

Batch Number: 275370 Batch Start Date: 05/03/13 10:10 Batch Analyst: Umbehr, Uli

Batch Method: 7471B Batch End Date: 05/06/13 11:00

Lab Sample ID	Client Sample ID	Method Chain	Basis	InitialAmount	FinalAmount	hg_icvint 00086	Hg_Int_Cal 00092		
MB 680-275370/1		7471B, 7471B		0.57 g	50 mL				
LCS 680-275370/2		7471B, 7471B		0.51 g	50 mL		0.25 mL		
680-89791-B-2	HP0200B-CS-SP	7471B, 7471B	T	0.54 g	50 mL				
680-89791-B-2 MS	HP0200B-CS-SP	7471B, 7471B	T	0.58 g	50 mL		0.1 mL		
680-89791-B-2 MSD	HP0200B-CS-SP	7471B, 7471B	T	0.51 g	50 mL		0.1 mL		
680-89791-B-7	CV1342B-CS-SP	7471B, 7471B	T	0.57 g	50 mL				
680-89791-B-15	CV0790C-CS-SP	7471B, 7471B	T	0.53 g	50 mL				
680-89791-A-16	CV1342B-CS-SP (sieve)	7471B, 7471B	T	0.58 g	50 mL				
680-89791-A-17	CV0790C-CS-SP (sieve)	7471B, 7471B	T	0.55 g	50 mL				
680-89791-B-21	CV0752B-CS-SP	7471B, 7471B	T	0.53 g	50 mL				
680-89791-B-30	CV1227C-CS	7471B, 7471B	T	0.53 g	50 mL				
680-89791-B-32	CV1228B-CS	7471B, 7471B	T	0.59 g	50 mL				
680-89791-A-50	CV1142B-CS	7471B, 7471B	T	0.56 g	50 mL				
680-89791-A-55	CV1142B-CS (sieve)	7471B, 7471B	T	0.55 g	50 mL				
680-89791-A-56	CV1227C-CS (sieve)	7471B, 7471B	T	0.55 g	50 mL				
680-89791-A-57	CV1228B-CS (sieve)	7471B, 7471B	T	0.56 g	50 mL				
680-89791-A-58	CV0752B-CS-SP (sieve)	7471B, 7471B	T	0.54 g	50 mL				
CCV 680-275370/25		7471B, 7471B		50 mL	50 mL		0.25 mL		
CCB 680-275370/26		7471B, 7471B		50 mL	50 mL				
ICV 680-275370/28		7471B, 7471B		50 mL	50 mL	0.15 mL			
ICB 680-275370/29		7471B, 7471B		50 mL	50 mL				
CRA 680-275370/30		7471B, 7471B		50 mL	50 mL		0.02 mL		

The pound sign (#) in the amount added field denotes that the reagent was used undiluted. All calculations are performed using the stated concentration for this reagent.

METALS BATCH WORKSHEET

Lab Name: TestAmerica Savannah Job No.: 680-89791-4

SDG No.: 68089791-4

Batch Number: 275370 Batch Start Date: 05/03/13 10:10 Batch Analyst: Umbehr, Uli

Batch Method: 7471B Batch End Date: 05/06/13 11:00

Batch Notes	
Hydroxylamine Sulfate Lot Number	3046699
Hydroxylamine Hydrochloride Lot	3046705
Aqua Regia Lot Number	3065406
Balance ID	27
Blank Soil Lot Number	2021822
Sulfuric Acid Lot Number	3056255
Lot # of hydrochloric acid	3053715
Lot # of Nitric Acid	3053246
Hood ID or number	WB2
Hot Block ID number	11, 12
Potassium Persulfate Lot Number	3001730
Potassium Permanganate Lot Number	2384878
NaCL Lot #	2891381
Nominal Amount Used	0.5 - 0.6 g g
Oven, Bath or Block Temperature 1	95 Degrees C
Oven, Bath or Block Temperature 2	95 Degrees C
Pipette ID	ME1, ME7, ME10
Repittetor Volume Check	04/05/13
Stannous Chloride Lot Number	3038842
SOP Number	ME028
ID number of the thermometer	ME9, ME10
Digestion Tube/Cup Lot #	J157274-263-100
Uncorrected Temperature	95 Celsius
Uncorrected Temperature 2	95 Celsius

Basis	Basis Description
T	Total/NA

The pound sign (#) in the amount added field denotes that the reagent was used undiluted. All calculations are performed using the stated concentration for this reagent.

# Shipping and Receiving Documents

Serial Number 64690

ANALYSIS REQUEST AND CHAIN OF CUSTODY RECORD

**TestAmerica**

THE LEADER IN ENVIRONMENTAL TESTING

TestAmerica Savannah  
5102 LaRoche Avenue  
Savannah, GA 31404

Website: www.testamericainc.com  
Phone: (912) 354-7858  
Fax: (912) 352-0165

Alternate Laboratory Name/Location  
Test Am - Tampa

Phone: 880-89791  
Fax:

PROJECT REFERENCE 35th Ave Removal	PROJECT NO. 2005448-1356	PROJECT LOCATION (STATE) AL	MATRIX TYPE	REQUIRED ANALYSIS	PAGE 1 OF 5
---------------------------------------	-----------------------------	--------------------------------	-------------	-------------------	-------------

**(b) (6)**

COMPOSITE (C) OR GRAB (G) INDICATE	AQUEOUS (WATER)	SOLID OR SEMISOLID	AIR	NONAQUEOUS LIQUID (OIL, SOLVENT, ...)	LLPAH	ROACH & METALS	PCB												
------------------------------------	-----------------	--------------------	-----	---------------------------------------	-------	----------------	-----	--	--	--	--	--	--	--	--	--	--	--	--

STANDARD REPORT DELIVERY 0  
DATE DUE \_\_\_\_\_  
EXPEDITED REPORT DELIVERY (SURCHARGE) 0  
10 calendar days  
DATE DUE \_\_\_\_\_  
NUMBER OF COOLERS SUBMITTED PER SHIPMENT:

COMPANY CONTRACTING THIS WORK (if applicable) PRESERVATIVE

SAMPLE		SAMPLE IDENTIFICATION	COMPOSITE (C) OR GRAB (G) INDICATE	AQUEOUS (WATER)	SOLID OR SEMISOLID	AIR	NONAQUEOUS LIQUID (OIL, SOLVENT, ...)	NUMBER OF CONTAINERS SUBMITTED										REMARKS							
DATE	TIME							1	2	3	4	5	6	7	8	9	10		11	12					
4-24	B 1017	HP0200A-CS-SP	C	X			X																		
	1030	HP0200B-CS-SP	C	X			X	X	X																XRF Shows very high levels Pb, Cu.
	0927	HP0232A-CS-SP	C	X			X																		
	0941	HP0232B-CS-SP	C	X			X																		
	0856	HP0288A-CS-SP	C	X			X																		
	1120	CV1342A-CS-SP	C	X			X																		
	1127	CV1342B-CS-SP	C	X			X	X																	
	1025	CV1116A-CS	C	X			X																		
	1025	CV1116B-CS	C	X			X																		
	0920	CV1336A-CS	C	X			X																		
	0920	CV1336A-CSD	C	X			X																		
	0930	CV1336B-CS	C	X			X																		

RELINQUISHED BY: (SIGNATURE) <i>[Signature]</i>	DATE 4-26-13	TIME 1130	RELINQUISHED BY: (SIGNATURE)	DATE	TIME	RELINQUISHED BY: (SIGNATURE)	DATE	TIME
RECEIVED BY: (SIGNATURE)	DATE	TIME	RECEIVED BY: (SIGNATURE)	DATE	TIME	RECEIVED BY: (SIGNATURE)	DATE	TIME

RECEIVED FOR LABORATORY BY: (SIGNATURE) <i>[Signature]</i>	DATE 4/17/13	TIME 8:05	CUSTODY INTACT YES <input type="radio"/> NO <input type="radio"/>	CUSTODY SEAL NO.	SAVANNAH LOG NO.	LABORATORY REMARKS 28,24c CV-07	<i>[Signature]</i>
---	-----------------	--------------	---	------------------	------------------	------------------------------------	--------------------



Serial Number 64693

ANALYSIS REQUEST AND CHAIN OF CUSTODY RECORD

**TestAmerica**

THE LEADER IN ENVIRONMENTAL TESTING

TestAmerica Savannah  
5102 LaRoche Avenue  
Savannah, GA 31404

Website: www.testamericainc.com  
Phone: (912) 354-7858  
Fax: (912) 352-0165

Alternate Laboratory Name/Location

Phone: (800) 897-91  
Fax:

**(b) (6)**

MATRIX TYPE

REQUIRED ANALYSIS

PAGE 3 OF 5

COMPOSITE (C) OR GRAB (G) INDICATE  
AQUEOUS (WATER)  
SOLID OR SEMISOLID  
AIR  
NONAQUEOUS LIQUID (OIL, SOLVENT, ...)

LL PAH  
PCPA & Metals  
**PRESERVATIVE**

STANDARD REPORT DELIVERY   
DATE DUE \_\_\_\_\_  
EXPEDITED REPORT DELIVERY (SURCHARGE)   
DATE DUE \_\_\_\_\_  
NUMBER OF COOLERS SUBMITTED PER SHIPMENT:

COMPANY CONTRACTING THIS WORK (if applicable)

SAMPLE		SAMPLE IDENTIFICATION	COMPOSITE (C) OR GRAB (G) INDICATE	AQUEOUS (WATER)	SOLID OR SEMISOLID	AIR	NONAQUEOUS LIQUID (OIL, SOLVENT, ...)	REQUIRED ANALYSIS								REMARKS
DATE	TIME							NUMBER OF CONTAINERS SUBMITTED								
4-25-13	0930	CV 1220 A - CS	C	X			X									
	0930	CV 1220 A - CSD	C	X			X									
	0950	CV 1220 B - CS	C	X			X									
	1025	CV 1227 A - CS	C	X			X									
	1040	CV 1227 B - CS	C	X			X									
	1050	CV 1227 C - CS	C	X			X	X								
	1115	CV 1228 A - CS	C	X			X									
	1120	CV 1228 B - CS	C	X			X	X								
	1400	CV 1144 A - CS	C	X			X									
	1415	CV 1144 B - CS	C	X			X									
	1425	CV 1144 C - CS	C	X			X									
	1425	CV 1144 C - CSD	C	X			X									

RELINQUISHED BY: (SIGNATURE) <i>[Signature]</i>	DATE 4-26-13	TIME 1130	RELINQUISHED BY: (SIGNATURE)	DATE	TIME	RELINQUISHED BY: (SIGNATURE)	DATE	TIME
RECEIVED BY: (SIGNATURE)	DATE	TIME	RECEIVED BY: (SIGNATURE)	DATE	TIME	RECEIVED BY: (SIGNATURE)	DATE	TIME

LABORATORY USE ONLY								
RECEIVED FOR LABORATORY BY: (SIGNATURE) <i>[Signature]</i>	DATE 4/27/13	TIME 805	CUSTODY INTACT YES <input type="radio"/> NO <input type="radio"/>	CUSTODY SEAL NO.	SAVANNAH LOG NO.	LABORATORY REMARKS		



Serial Number 64696

ANALYSIS REQUEST AND CHAIN OF CUSTODY RECORD

**TestAmerica**

THE LEADER IN ENVIRONMENTAL TESTING

TestAmerica Savannah  
5102 LaRoche Avenue  
Savannah, GA 31404

Website: www.testamericainc.com  
Phone: (912) 354-7858  
Fax: (912) 352-0165

Alternate Laboratory Name/Location  
Test Am Tampa

Phone: 880-897-91  
Fax:

PROJECT REFERENCE 35 <sup>th</sup> Ave Removal	PROJECT NO. 2005148-1356	PROJECT LOCATION (STATE) AL	MATRIX TYPE	REQUIRED ANALYSIS	PAGE 5 OF 5
<div style="font-size: 48px; color: red; font-weight: bold;">(b) (6)</div>				LL PAH RECAR Metals	STANDARD REPORT DELIVERY <input type="radio"/> DATE DUE _____ EXPEDITED REPORT DELIVERY (SURCHARGE) <input type="radio"/> DATE DUE _____ NUMBER OF COOLERS SUBMITTED PER SHIPMENT:
				PRESERVATIVE	

SAMPLE		SAMPLE IDENTIFICATION	COMPOSITE (C) OR GRAB (G) INDICATE	AQUEOUS (WATER)	SOLID OR SEMISOLID	AIR	NONAQUEOUS LIQUID (OIL, SOLVENT, ...)	NUMBER OF CONTAINERS SUBMITTED										REMARKS			
DATE	TIME							1	2	3	4	5	6	7	8	9	10		11	12	
4-26-13	0848	CV 1142 A - CSD	C	X			X														
	0851	CV 1142 B - CS	C	X			X	X													
	0855	CV 1143 A - CS	C	X			X														
	0905	CV 1143 B - CS	C	X			X														
	0910	CV 1145 A - CS	C	X			X														
	0910	CV 1145 B - CS	C	X			X														
4-26-13	0851	CV 1142 B - CS (sieve)	C	X				X													
4-25-13	1050	CV 1227 C - CS (sieve)	C	X				X													
	1120	CV 1228 B - CS (sieve)	C	X				X													
	0913	CV 0752 B - CS - SP (sieve)	C	X				X													

RELINQUISHED BY: (SIGNATURE) <i>[Signature]</i>	DATE 4-26-13	TIME 11:30	RELINQUISHED BY: (SIGNATURE)	DATE	TIME	RELINQUISHED BY: (SIGNATURE)	DATE	TIME
RECEIVED BY: (SIGNATURE)	DATE	TIME	RECEIVED BY: (SIGNATURE)	DATE	TIME	RECEIVED BY: (SIGNATURE)	DATE	TIME

RECEIVED FOR LABORATORY BY: (SIGNATURE) <i>[Signature]</i>	DATE 4/27/13	TIME 8:05	CUSTODY INTACT YES <input type="radio"/> NO <input type="radio"/>	CUSTODY SEAL NO.	SAVANNAH LOG NO.	LABORATORY REMARKS
---	-----------------	--------------	---	------------------	------------------	--------------------

## Login Sample Receipt Checklist

Client: Oneida Total Integrated Enterprises LLC

Job Number: 680-89791-4

SDG Number: 68089791-4

**Login Number: 89791**

**List Source: TestAmerica Savannah**

**List Number: 1**

**Creator: Barnett, Eddie T**

Question	Answer	Comment
Radioactivity wasn't checked or is <=/ background as measured by a survey meter.	N/A	
The cooler's custody seal, if present, is intact.	True	
Sample custody seals, if present, are intact.	True	
The cooler or samples do not appear to have been compromised or tampered with.	True	
Samples were received on ice.	True	
Cooler Temperature is acceptable.	True	
Cooler Temperature is recorded.	True	
COC is present.	True	
COC is filled out in ink and legible.	True	
COC is filled out with all pertinent information.	True	
Is the Field Sampler's name present on COC?	N/A	
There are no discrepancies between the containers received and the COC.	True	
Samples are received within Holding Time.	True	
Sample containers have legible labels.	True	
Containers are not broken or leaking.	True	
Sample collection date/times are provided.	True	
Appropriate sample containers are used.	True	
Sample bottles are completely filled.	True	
Sample Preservation Verified.	N/A	
There is sufficient vol. for all requested analyses, incl. any requested MS/MSDs	True	
Containers requiring zero headspace have no headspace or bubble is <6mm (1/4").	N/A	
Multiphasic samples are not present.	True	
Samples do not require splitting or compositing.	True	
Residual Chlorine Checked.	N/A	

## Login Sample Receipt Checklist

Client: Oneida Total Integrated Enterprises LLC

Job Number: 680-89791-4

SDG Number: 68089791-4

**Login Number: 89791**  
**List Number: 1**  
**Creator: Snead, Joshua**

**List Source: TestAmerica Tampa**  
**List Creation: 04/29/13 01:27 PM**

Question	Answer	Comment
Radioactivity wasn't checked or is $\leq$ background as measured by a survey meter.	N/A	
The cooler's custody seal, if present, is intact.	True	
Sample custody seals, if present, are intact.	True	
The cooler or samples do not appear to have been compromised or tampered with.	True	
Samples were received on ice.	True	
Cooler Temperature is acceptable.	True	
Cooler Temperature is recorded.	True	
COC is present.	True	
COC is filled out in ink and legible.	True	
COC is filled out with all pertinent information.	True	
Is the Field Sampler's name present on COC?	True	
There are no discrepancies between the containers received and the COC.	False	IDs on containers do not match the COC. Logged in per COC.
Samples are received within Holding Time.	True	
Sample containers have legible labels.	True	
Containers are not broken or leaking.	True	
Sample collection date/times are provided.	True	
Appropriate sample containers are used.	True	
Sample bottles are completely filled.	True	
Sample Preservation Verified.	N/A	
There is sufficient vol. for all requested analyses, incl. any requested MS/MSDs	True	
Containers requiring zero headspace have no headspace or bubble is $<6\text{mm}$ (1/4").	N/A	
Multiphasic samples are not present.	True	
Samples do not require splitting or compositing.	True	
Residual Chlorine Checked.	N/A	

# TestAmerica

THE LEADER IN ENVIRONMENTAL TESTING

## ANALYTICAL REPORT

TestAmerica Laboratories, Inc.

TestAmerica Savannah  
5102 LaRoche Avenue  
Savannah, GA 31404  
Tel: (912)354-7858

TestAmerica Job ID: 680-89791-4

TestAmerica Sample Delivery Group: 68089791-4  
Client Project/Site: 35th Avenue Superfund Site

For:

Oneida Total Integrated Enterprises LLC  
1220 Kennestone Circle  
Suite 106  
Marietta, Georgia 30060

Attn: Ms. Limari F Krebs



Authorized for release by:  
5/14/2013 3:25:20 PM

Bernard Kirkland, Project Manager I  
(912)354-7858 e.3238  
[bernard.kirkland@testamericainc.com](mailto:bernard.kirkland@testamericainc.com)

Designee for

Lisa Harvey, Project Manager II  
[lisa.harvey@testamericainc.com](mailto:lisa.harvey@testamericainc.com)

### LINKS

Review your project  
results through  
**TotalAccess**

Have a Question?



Visit us at:  
[www.testamericainc.com](http://www.testamericainc.com)

*The test results in this report meet all 2003 NELAC and 2009 TNI requirements for accredited parameters, exceptions are noted in this report. This report may not be reproduced except in full, and with written approval from the laboratory. For questions please contact the Project Manager at the e-mail address or telephone number listed on this page.*

*This report has been electronically signed and authorized by the signatory. Electronic signature is intended to be the legally binding equivalent of a traditionally handwritten signature.*

*Results relate only to the items tested and the sample(s) as received by the laboratory.*

1

2

3

4

5

6

7

8

9

10

11

12

## Case Narrative

Client: Oneida Total Integrated Enterprises LLC  
Project/Site: 35th Avenue Superfund Site

TestAmerica Job ID: 680-89791-4  
SDG: 68089791-4

**Job ID: 680-89791-4**

**Laboratory: TestAmerica Savannah**

Narrative

### CASE NARRATIVE

**Client: Oneida Total Integrated Enterprises LLC**

**Project: 35th Avenue Superfund Site**

**Report Number: 680-89791-4**

With the exceptions noted as flags or footnotes, standard analytical protocols were followed in the analysis of the samples and no problems were encountered or anomalies observed. In addition all laboratory quality control samples were within established control limits, with any exceptions noted below. Each sample was analyzed to achieve the lowest possible reporting limit within the constraints of the method. In some cases, due to interference or analytes present at high concentrations, samples were diluted. For diluted samples, the reporting limits are adjusted relative to the dilution required.

Calculations are performed before rounding to avoid round-off errors in calculated results.

All holding times were met and proper preservation noted for the methods performed on these samples, unless otherwise detailed in the individual sections below.

#### RECEIPT

The samples were received on 04/27/2013; the samples arrived in good condition, properly preserved and on ice. The temperatures of the 2 coolers at receipt time were 2.4° C and 2.8° C.

The container label for the following sample did not match the information listed on the Chain-of-Custody (COC): CV0790C-CS-SP (sieve) (680-89791-17). The container labels list CV0709C-CS-SP(Sieve). The COC lists CV0790C-CS-SP(Sieve).

#### PESTICIDES AND PCBS

Samples HP0200A-CS-SP (680-89791-1) and HP0200B-CS-SP (680-89791-2) were analyzed for Pesticides and PCBs in accordance with EPA SW-846 Method 8081B\_8082A. The samples were prepared on 05/01/2013 and analyzed on 05/07/2013.

Samples HP0200A-CS-SP (680-89791-1)[25X] and HP0200B-CS-SP (680-89791-2)[100X] required dilution prior to analysis. The reporting limits have been adjusted accordingly.

This method incorporates 2nd column confirmation. Corrective action is not taken for surrogate/spike compounds unless results from both columns are unacceptable. Results outside criteria are qualified.

Surrogates recovered outside the surrogate recovery criteria for HP0200A-CS-SP (680-89791-1), HP0200B-CS-SP (680-89791-2), and associated MS/MSD

PCB-1016 and PCB-1260 recovered outside the recovery criteria for the MS/MSD of sample HP0200B-CS-SPMS (680-89791-2) in batch 680-275897.

No other difficulties were encountered during the Pesticides and PCBs analyses.

All other quality control parameters were within the acceptance limits.

#### METALS (ICP)

Samples HP0200B-CS-SP (680-89791-2), CV1342B-CS-SP (680-89791-7), CV0790C-CS-SP (680-89791-15), CV1342B-CS-SP (sieve) (680-89791-16), CV0790C-CS-SP (sieve) (680-89791-17), CV0752B-CS-SP (680-89791-21), CV1227C-CS (680-89791-30), CV1228B-CS (680-89791-32), CV1142B-CS (680-89791-50), CV1142B-CS (sieve) (680-89791-55), CV1227C-CS (sieve) (680-89791-56), CV1228B-CS (sieve) (680-89791-57) and CV0752B-CS-SP (sieve) (680-89791-58) were analyzed for Metals (ICP) in accordance with EPA SW-846 Method 6010C. The samples were prepared on 04/30/2013 and analyzed on 05/03/2013.

## Case Narrative

Client: Oneida Total Integrated Enterprises LLC  
Project/Site: 35th Avenue Superfund Site

TestAmerica Job ID: 680-89791-4  
SDG: 68089791-4

---

### Job ID: 680-89791-4 (Continued)

---

#### Laboratory: TestAmerica Savannah (Continued)

Sample HP0200B-CS-SP (680-89791-2)[10X] required dilution prior to analysis. The reporting limits have been adjusted accordingly.

Arsenic was detected in method blank MB 680-274956/1-B at a level that was above the method detection limit but below the reporting limit. The value should be considered an estimate, and has been flagged "J". If the associated sample reported a result above the MDL and/or RL, the result has been "B" flagged. Refer to the QC report for details.

Several analytes recovered outside the recovery criteria for the MS/MSD of sample HP0200B-CS-SP (680-89791-2) in batch 680-275458. Arsenic, Chromium and Silver exceeded the rpd limit.

No other difficulties were encountered during the metals analyses.

All other quality control parameters were within the acceptance limits.

#### **TOTAL MERCURY**

Samples HP0200B-CS-SP (680-89791-2), CV1342B-CS-SP (680-89791-7), CV0790C-CS-SP (680-89791-15), CV1342B-CS-SP (sieve) (680-89791-16), CV0790C-CS-SP (sieve) (680-89791-17), CV0752B-CS-SP (680-89791-21), CV1227C-CS (680-89791-30), CV1228B-CS (680-89791-32), CV1142B-CS (680-89791-50), CV1142B-CS (sieve) (680-89791-55), CV1227C-CS (sieve) (680-89791-56), CV1228B-CS (sieve) (680-89791-57) and CV0752B-CS-SP (sieve) (680-89791-58) were analyzed for total mercury in accordance with EPA SW-846 Method 7471B. The samples were prepared on 05/03/2013 and analyzed on 05/06/2013 and 05/07/2013.

Samples HP0200B-CS-SP (680-89791-2)[5X], CV1342B-CS-SP (680-89791-7)[5X], CV1342B-CS-SP (sieve) (680-89791-16)[5X] and CV1228B-CS (680-89791-32)[5X] required dilution prior to analysis. The reporting limits have been adjusted accordingly.

Mercury recovered outside the recovery criteria for the MS/MSD of sample HP0200B-CS-SP (680-89791-2) in batch 680-275744.

The presence of the '4' qualifier in the data indicates analytes where the concentration in the unspiked sample exceeded four times the spiking amount.

# Sample Summary

Client: Oneida Total Integrated Enterprises LLC  
Project/Site: 35th Avenue Superfund Site

TestAmerica Job ID: 680-89791-4  
SDG: 68089791-4

Lab Sample ID	Client Sample ID	Matrix	Collected	Received
680-89791-1	HP0200A-CS-SP	Solid	04/24/13 10:17	04/27/13 08:25
680-89791-2	HP0200B-CS-SP	Solid	04/24/13 10:30	04/27/13 08:25
680-89791-7	CV1342B-CS-SP	Solid	04/24/13 11:27	04/27/13 08:25
680-89791-15	CV0790C-CS-SP	Solid	04/24/13 13:54	04/27/13 08:25
680-89791-16	CV1342B-CS-SP (sieve)	Solid	04/24/13 11:27	04/27/13 08:25
680-89791-17	CV0790C-CS-SP (sieve)	Solid	04/24/13 13:54	04/27/13 08:25
680-89791-21	CV0752B-CS-SP	Solid	04/25/13 09:13	04/27/13 08:25
680-89791-30	CV1227C-CS	Solid	04/25/13 10:50	04/27/13 08:25
680-89791-32	CV1228B-CS	Solid	04/25/13 11:20	04/27/13 08:25
680-89791-50	CV1142B-CS	Solid	04/26/13 08:51	04/27/13 08:25
680-89791-55	CV1142B-CS (sieve)	Solid	04/26/13 08:51	04/27/13 08:25
680-89791-56	CV1227C-CS (sieve)	Solid	04/25/13 10:50	04/27/13 08:25
680-89791-57	CV1228B-CS (sieve)	Solid	04/25/13 11:20	04/27/13 08:25
680-89791-58	CV0752B-CS-SP (sieve)	Solid	04/25/13 09:13	04/27/13 08:25

# Method Summary

Client: Oneida Total Integrated Enterprises LLC  
Project/Site: 35th Avenue Superfund Site

TestAmerica Job ID: 680-89791-4  
SDG: 68089791-4

Method	Method Description	Protocol	Laboratory
8081B/8082A	Organochlorine Pesticides and Polychlorinated Biphenyls by Gas Chromatography	SW846	TAL SAV
6010C	Metals (ICP)	SW846	TAL SAV
7471B	Mercury in Solid or Semisolid Waste (Manual Cold Vapor Technique)	SW846	TAL SAV
Moisture	Percent Moisture	EPA	TAL TAM
Moisture	Percent Moisture	EPA	TAL SAV

**Protocol References:**


EPA = US Environmental Protection Agency

SW846 = "Test Methods For Evaluating Solid Waste, Physical/Chemical Methods", Third Edition, November 1986 And Its Updates.

**Laboratory References:**

TAL SAV = TestAmerica Savannah, 5102 LaRoche Avenue, Savannah, GA 31404, TEL (912)354-7858

TAL TAM = TestAmerica Tampa, 6712 Benjamin Road, Suite 100, Tampa, FL 33634, TEL (813)885-7427





## Definitions/Glossary

Client: Oneida Total Integrated Enterprises LLC  
Project/Site: 35th Avenue Superfund Site

TestAmerica Job ID: 680-89791-4  
SDG: 68089791-4

### Qualifiers

#### GC Semi VOA

Qualifier	Qualifier Description
D	Surrogate or matrix spike recoveries were not obtained because the extract was diluted for analysis; also compounds analyzed at a dilution may be flagged with a D.
U	Indicates the analyte was analyzed for but not detected.
p	The %RPD between the primary and confirmation column/detector is >40%. The lower value has been reported.
J	Result is less than the RL but greater than or equal to the MDL and the concentration is an approximate value.
F	MS or MSD exceeds the control limits
4	MS, MSD: The analyte present in the original sample is 4 times greater than the matrix spike concentration; therefore, control limits are not applicable.

#### Metals

Qualifier	Qualifier Description
B	Compound was found in the blank and sample.
J	Result is less than the RL but greater than or equal to the MDL and the concentration is an approximate value.
U	Indicates the analyte was analyzed for but not detected.
F	MS or MSD exceeds the control limits
4	MS, MSD: The analyte present in the original sample is 4 times greater than the matrix spike concentration; therefore, control limits are not applicable.
F	RPD of the MS and MSD exceeds the control limits

### Glossary

Abbreviation	These commonly used abbreviations may or may not be present in this report.
α	Listed under the "D" column to designate that the result is reported on a dry weight basis
%R	Percent Recovery
CNF	Contains no Free Liquid
DER	Duplicate error ratio (normalized absolute difference)
DL, RA, RE, IN	Indicates a Dilution, Re-analysis, Re-extraction, or additional Initial metals/anion analysis of the sample
DLC	Decision level concentration
MDA	Minimum detectable activity
EDL	Estimated Detection Limit
MDC	Minimum detectable concentration
MDL	Method Detection Limit
ML	Minimum Level (Dioxin)
ND	Not detected at the reporting limit (or MDL or EDL if shown)
PQL	Practical Quantitation Limit
QC	Quality Control
RER	Relative error ratio
RL	Reporting Limit or Requested Limit (Radiochemistry)
RPD	Relative Percent Difference, a measure of the relative difference between two points
TEF	Toxicity Equivalent Factor (Dioxin)
TEQ	Toxicity Equivalent Quotient (Dioxin)

# Client Sample Results

Client: Oneida Total Integrated Enterprises LLC  
 Project/Site: 35th Avenue Superfund Site

TestAmerica Job ID: 680-89791-4  
 SDG: 68089791-4

**Client Sample ID: HP0200A-CS-SP**

**Lab Sample ID: 680-89791-1**

Date Collected: 04/24/13 10:17

Matrix: Solid

Date Received: 04/27/13 08:25

Percent Solids: 86.0

**Method: 8081B/8082A - Organochlorine Pesticides and Polychlorinated Biphenyls by Gas Chromatography**

Analyte	Result	Qualifier	RL	MDL	Unit	D	Prepared	Analyzed	Dil Fac
PCB-1016	960	U	960	84	ug/Kg	☼	05/01/13 17:35	05/07/13 15:44	25
PCB-1221	1900	U	1900	140	ug/Kg	☼	05/01/13 17:35	05/07/13 15:44	25
PCB-1232	960	U	960	96	ug/Kg	☼	05/01/13 17:35	05/07/13 15:44	25
PCB-1242	960	U	960	81	ug/Kg	☼	05/01/13 17:35	05/07/13 15:44	25
<b>PCB-1248</b>	<b>1500</b>		960	210	ug/Kg	☼	05/01/13 17:35	05/07/13 15:44	25
<b>PCB-1254</b>	<b>3000</b>	<b>p</b>	960	67	ug/Kg	☼	05/01/13 17:35	05/07/13 15:44	25
<b>PCB-1260</b>	<b>4600</b>		960	190	ug/Kg	☼	05/01/13 17:35	05/07/13 15:44	25

Surrogate	%Recovery	Qualifier	Limits	Prepared	Analyzed	Dil Fac
DCB Decachlorobiphenyl	0	D	54 - 133	05/01/13 17:35	05/07/13 15:44	25
DCB Decachlorobiphenyl	0	D	54 - 133	05/01/13 17:35	05/07/13 15:44	25
Tetrachloro-m-xylene	0	D	46 - 130	05/01/13 17:35	05/07/13 15:44	25
Tetrachloro-m-xylene	0	D	46 - 130	05/01/13 17:35	05/07/13 15:44	25

**Client Sample ID: HP0200B-CS-SP**

**Lab Sample ID: 680-89791-2**

Date Collected: 04/24/13 10:30

Matrix: Solid

Date Received: 04/27/13 08:25

Percent Solids: 84.1

**Method: 8081B/8082A - Organochlorine Pesticides and Polychlorinated Biphenyls by Gas Chromatography**

Analyte	Result	Qualifier	RL	MDL	Unit	D	Prepared	Analyzed	Dil Fac
PCB-1016	3900	U	3900	340	ug/Kg	☼	05/01/13 17:35	05/07/13 16:07	100
PCB-1221	7900	U	7900	570	ug/Kg	☼	05/01/13 17:35	05/07/13 16:07	100
PCB-1232	3900	U	3900	390	ug/Kg	☼	05/01/13 17:35	05/07/13 16:07	100
PCB-1242	3900	U	3900	330	ug/Kg	☼	05/01/13 17:35	05/07/13 16:07	100
<b>PCB-1248</b>	<b>2500</b>	<b>J</b>	3900	850	ug/Kg	☼	05/01/13 17:35	05/07/13 16:07	100
<b>PCB-1254</b>	<b>8300</b>	<b>p</b>	3900	270	ug/Kg	☼	05/01/13 17:35	05/07/13 16:07	100
<b>PCB-1260</b>	<b>15000</b>	<b>p</b>	3900	790	ug/Kg	☼	05/01/13 17:35	05/07/13 16:07	100

Surrogate	%Recovery	Qualifier	Limits	Prepared	Analyzed	Dil Fac
DCB Decachlorobiphenyl	0	D	54 - 133	05/01/13 17:35	05/07/13 16:07	100
DCB Decachlorobiphenyl	0	D	54 - 133	05/01/13 17:35	05/07/13 16:07	100
Tetrachloro-m-xylene	0	D	46 - 130	05/01/13 17:35	05/07/13 16:07	100
Tetrachloro-m-xylene	0	D	46 - 130	05/01/13 17:35	05/07/13 16:07	100

**Method: 6010C - Metals (ICP)**

Analyte	Result	Qualifier	RL	MDL	Unit	D	Prepared	Analyzed	Dil Fac
<b>Arsenic</b>	<b>26</b>	<b>B</b>	2.3	0.68	mg/Kg	☼	04/30/13 13:33	05/03/13 01:43	1
<b>Barium</b>	<b>300</b>		1.2	0.35	mg/Kg	☼	04/30/13 13:33	05/03/13 01:43	1
<b>Cadmium</b>	<b>6.4</b>		0.58	0.12	mg/Kg	☼	04/30/13 13:33	05/03/13 01:43	1
<b>Chromium</b>	<b>54</b>		1.2	0.58	mg/Kg	☼	04/30/13 13:33	05/03/13 01:43	1
<b>Lead</b>	<b>2900</b>		12	6.1	mg/Kg	☼	04/30/13 13:33	05/03/13 13:35	10
<b>Selenium</b>	<b>2.0</b>	<b>J</b>	2.9	1.2	mg/Kg	☼	04/30/13 13:33	05/03/13 01:43	1
<b>Silver</b>	<b>18</b>		1.2	0.11	mg/Kg	☼	04/30/13 13:33	05/03/13 01:43	1

**Method: 7471B - Mercury in Solid or Semisolid Waste (Manual Cold Vapor Technique)**

Analyte	Result	Qualifier	RL	MDL	Unit	D	Prepared	Analyzed	Dil Fac
<b>Mercury</b>	<b>0.48</b>		0.11	0.045	mg/Kg	☼	05/03/13 10:10	05/07/13 09:52	5

TestAmerica Savannah

# Client Sample Results

Client: Oneida Total Integrated Enterprises LLC  
 Project/Site: 35th Avenue Superfund Site

TestAmerica Job ID: 680-89791-4  
 SDG: 68089791-4

## Client Sample ID: CV1342B-CS-SP

## Lab Sample ID: 680-89791-7

Date Collected: 04/24/13 11:27

Matrix: Solid

Date Received: 04/27/13 08:25

Percent Solids: 81.1

### Method: 6010C - Metals (ICP)

Analyte	Result	Qualifier	RL	MDL	Unit	D	Prepared	Analyzed	Dil Fac
Arsenic	24	B	2.3	0.67	mg/Kg	☼	04/30/13 13:33	05/03/13 02:10	1
Barium	330		1.1	0.34	mg/Kg	☼	04/30/13 13:33	05/03/13 02:10	1
Cadmium	1.6		0.57	0.11	mg/Kg	☼	04/30/13 13:33	05/03/13 02:10	1
Chromium	69		1.1	0.57	mg/Kg	☼	04/30/13 13:33	05/03/13 02:10	1
Lead	240		1.1	0.61	mg/Kg	☼	04/30/13 13:33	05/03/13 02:10	1
Selenium	2.9	U	2.9	1.1	mg/Kg	☼	04/30/13 13:33	05/03/13 02:10	1
Silver	1.1	U	1.1	0.11	mg/Kg	☼	04/30/13 13:33	05/03/13 02:10	1

### Method: 7471B - Mercury in Solid or Semisolid Waste (Manual Cold Vapor Technique)

Analyte	Result	Qualifier	RL	MDL	Unit	D	Prepared	Analyzed	Dil Fac
Mercury	0.91		0.11	0.044	mg/Kg	☼	05/03/13 10:10	05/07/13 10:00	5

## Client Sample ID: CV0790C-CS-SP

## Lab Sample ID: 680-89791-15

Date Collected: 04/24/13 13:54

Matrix: Solid

Date Received: 04/27/13 08:25

Percent Solids: 74.2

### Method: 6010C - Metals (ICP)

Analyte	Result	Qualifier	RL	MDL	Unit	D	Prepared	Analyzed	Dil Fac
Arsenic	53	B	2.4	0.70	mg/Kg	☼	04/30/13 13:33	05/03/13 02:15	1
Barium	1100		1.2	0.35	mg/Kg	☼	04/30/13 13:33	05/03/13 02:15	1
Cadmium	0.40	J	0.59	0.12	mg/Kg	☼	04/30/13 13:33	05/03/13 02:15	1
Chromium	75		1.2	0.59	mg/Kg	☼	04/30/13 13:33	05/03/13 02:15	1
Lead	220		1.2	0.63	mg/Kg	☼	04/30/13 13:33	05/03/13 02:15	1
Selenium	2.1	J	3.0	1.2	mg/Kg	☼	04/30/13 13:33	05/03/13 02:15	1
Silver	1.2	U	1.2	0.11	mg/Kg	☼	04/30/13 13:33	05/03/13 02:15	1

### Method: 7471B - Mercury in Solid or Semisolid Waste (Manual Cold Vapor Technique)

Analyte	Result	Qualifier	RL	MDL	Unit	D	Prepared	Analyzed	Dil Fac
Mercury	0.39		0.025	0.010	mg/Kg	☼	05/03/13 10:10	05/07/13 10:02	1

## Client Sample ID: CV1342B-CS-SP (sieve)

## Lab Sample ID: 680-89791-16

Date Collected: 04/24/13 11:27

Matrix: Solid

Date Received: 04/27/13 08:25

Percent Solids: 81.0

### Method: 6010C - Metals (ICP)

Analyte	Result	Qualifier	RL	MDL	Unit	D	Prepared	Analyzed	Dil Fac
Arsenic	24	B	2.3	0.67	mg/Kg	☼	04/30/13 13:33	05/03/13 02:21	1
Barium	320		1.1	0.34	mg/Kg	☼	04/30/13 13:33	05/03/13 02:21	1
Cadmium	1.7		0.57	0.11	mg/Kg	☼	04/30/13 13:33	05/03/13 02:21	1
Chromium	62		1.1	0.57	mg/Kg	☼	04/30/13 13:33	05/03/13 02:21	1
Lead	240		1.1	0.61	mg/Kg	☼	04/30/13 13:33	05/03/13 02:21	1
Selenium	2.9	U	2.9	1.1	mg/Kg	☼	04/30/13 13:33	05/03/13 02:21	1
Silver	1.1	U	1.1	0.11	mg/Kg	☼	04/30/13 13:33	05/03/13 02:21	1

### Method: 7471B - Mercury in Solid or Semisolid Waste (Manual Cold Vapor Technique)

Analyte	Result	Qualifier	RL	MDL	Unit	D	Prepared	Analyzed	Dil Fac
Mercury	0.79		0.11	0.044	mg/Kg	☼	05/03/13 10:10	05/07/13 10:05	5

# Client Sample Results

Client: Oneida Total Integrated Enterprises LLC  
 Project/Site: 35th Avenue Superfund Site

TestAmerica Job ID: 680-89791-4  
 SDG: 68089791-4

## Client Sample ID: CV0790C-CS-SP (sieve)

## Lab Sample ID: 680-89791-17

Date Collected: 04/24/13 13:54

Matrix: Solid

Date Received: 04/27/13 08:25

Percent Solids: 80.9

### Method: 6010C - Metals (ICP)

Analyte	Result	Qualifier	RL	MDL	Unit	D	Prepared	Analyzed	Dil Fac
Arsenic	36	B	2.3	0.68	mg/Kg	☼	04/30/13 13:33	05/03/13 02:26	1
Barium	260		1.2	0.35	mg/Kg	☼	04/30/13 13:33	05/03/13 02:26	1
Cadmium	0.47	J	0.58	0.12	mg/Kg	☼	04/30/13 13:33	05/03/13 02:26	1
Chromium	71		1.2	0.58	mg/Kg	☼	04/30/13 13:33	05/03/13 02:26	1
Lead	220		1.2	0.61	mg/Kg	☼	04/30/13 13:33	05/03/13 02:26	1
Selenium	2.9	U	2.9	1.2	mg/Kg	☼	04/30/13 13:33	05/03/13 02:26	1
Silver	1.2	U	1.2	0.11	mg/Kg	☼	04/30/13 13:33	05/03/13 02:26	1

### Method: 7471B - Mercury in Solid or Semisolid Waste (Manual Cold Vapor Technique)

Analyte	Result	Qualifier	RL	MDL	Unit	D	Prepared	Analyzed	Dil Fac
Mercury	0.42		0.022	0.0092	mg/Kg	☼	05/03/13 10:10	05/07/13 10:07	1

## Client Sample ID: CV0752B-CS-SP

## Lab Sample ID: 680-89791-21

Date Collected: 04/25/13 09:13

Matrix: Solid

Date Received: 04/27/13 08:25

Percent Solids: 80.8

### Method: 6010C - Metals (ICP)

Analyte	Result	Qualifier	RL	MDL	Unit	D	Prepared	Analyzed	Dil Fac
Arsenic	29	B	2.2	0.66	mg/Kg	☼	04/30/13 13:33	05/03/13 02:32	1
Barium	270		1.1	0.33	mg/Kg	☼	04/30/13 13:33	05/03/13 02:32	1
Cadmium	2.3		0.56	0.11	mg/Kg	☼	04/30/13 13:33	05/03/13 02:32	1
Chromium	76		1.1	0.56	mg/Kg	☼	04/30/13 13:33	05/03/13 02:32	1
Lead	380		1.1	0.59	mg/Kg	☼	04/30/13 13:33	05/03/13 02:32	1
Selenium	2.8	U	2.8	1.1	mg/Kg	☼	04/30/13 13:33	05/03/13 02:32	1
Silver	1.1	U	1.1	0.11	mg/Kg	☼	04/30/13 13:33	05/03/13 02:32	1

### Method: 7471B - Mercury in Solid or Semisolid Waste (Manual Cold Vapor Technique)

Analyte	Result	Qualifier	RL	MDL	Unit	D	Prepared	Analyzed	Dil Fac
Mercury	0.42		0.023	0.0096	mg/Kg	☼	05/03/13 10:10	05/06/13 14:58	1

## Client Sample ID: CV1227C-CS

## Lab Sample ID: 680-89791-30

Date Collected: 04/25/13 10:50

Matrix: Solid

Date Received: 04/27/13 08:25

Percent Solids: 70.7

### Method: 6010C - Metals (ICP)

Analyte	Result	Qualifier	RL	MDL	Unit	D	Prepared	Analyzed	Dil Fac
Arsenic	34	B	2.8	0.82	mg/Kg	☼	04/30/13 13:33	05/03/13 02:48	1
Barium	410		1.4	0.42	mg/Kg	☼	04/30/13 13:33	05/03/13 02:48	1
Cadmium	2.9		0.69	0.14	mg/Kg	☼	04/30/13 13:33	05/03/13 02:48	1
Chromium	47		1.4	0.69	mg/Kg	☼	04/30/13 13:33	05/03/13 02:48	1
Lead	380		1.4	0.73	mg/Kg	☼	04/30/13 13:33	05/03/13 02:48	1
Selenium	3.5	U	3.5	1.4	mg/Kg	☼	04/30/13 13:33	05/03/13 02:48	1
Silver	0.15	J	1.4	0.13	mg/Kg	☼	04/30/13 13:33	05/03/13 02:48	1

### Method: 7471B - Mercury in Solid or Semisolid Waste (Manual Cold Vapor Technique)

Analyte	Result	Qualifier	RL	MDL	Unit	D	Prepared	Analyzed	Dil Fac
Mercury	0.34		0.027	0.011	mg/Kg	☼	05/03/13 10:10	05/06/13 15:06	1

# Client Sample Results

Client: Oneida Total Integrated Enterprises LLC  
 Project/Site: 35th Avenue Superfund Site

TestAmerica Job ID: 680-89791-4  
 SDG: 68089791-4

## Client Sample ID: CV1228B-CS

## Lab Sample ID: 680-89791-32

Date Collected: 04/25/13 11:20

Matrix: Solid

Date Received: 04/27/13 08:25

Percent Solids: 77.5

### Method: 6010C - Metals (ICP)

Analyte	Result	Qualifier	RL	MDL	Unit	D	Prepared	Analyzed	Dil Fac
Arsenic	33	B	2.5	0.74	mg/Kg	☼	04/30/13 13:33	05/03/13 02:54	1
Barium	330		1.3	0.38	mg/Kg	☼	04/30/13 13:33	05/03/13 02:54	1
Cadmium	1.1		0.63	0.13	mg/Kg	☼	04/30/13 13:33	05/03/13 02:54	1
Chromium	68		1.3	0.63	mg/Kg	☼	04/30/13 13:33	05/03/13 02:54	1
Lead	310		1.3	0.66	mg/Kg	☼	04/30/13 13:33	05/03/13 02:54	1
Selenium	3.1	U	3.1	1.3	mg/Kg	☼	04/30/13 13:33	05/03/13 02:54	1
Silver	1.3	U	1.3	0.12	mg/Kg	☼	04/30/13 13:33	05/03/13 02:54	1

### Method: 7471B - Mercury in Solid or Semisolid Waste (Manual Cold Vapor Technique)

Analyte	Result	Qualifier	RL	MDL	Unit	D	Prepared	Analyzed	Dil Fac
Mercury	1.4		0.11	0.045	mg/Kg	☼	05/03/13 10:10	05/07/13 10:10	5

## Client Sample ID: CV1142B-CS

## Lab Sample ID: 680-89791-50

Date Collected: 04/26/13 08:51

Matrix: Solid

Date Received: 04/27/13 08:25

Percent Solids: 79.0

### Method: 6010C - Metals (ICP)

Analyte	Result	Qualifier	RL	MDL	Unit	D	Prepared	Analyzed	Dil Fac
Arsenic	30	B	2.2	0.64	mg/Kg	☼	04/30/13 13:33	05/03/13 02:59	1
Barium	240		1.1	0.33	mg/Kg	☼	04/30/13 13:33	05/03/13 02:59	1
Cadmium	1.3		0.55	0.11	mg/Kg	☼	04/30/13 13:33	05/03/13 02:59	1
Chromium	61		1.1	0.55	mg/Kg	☼	04/30/13 13:33	05/03/13 02:59	1
Lead	280		1.1	0.58	mg/Kg	☼	04/30/13 13:33	05/03/13 02:59	1
Selenium	2.7	U	2.7	1.1	mg/Kg	☼	04/30/13 13:33	05/03/13 02:59	1
Silver	0.16	J	1.1	0.10	mg/Kg	☼	04/30/13 13:33	05/03/13 02:59	1

### Method: 7471B - Mercury in Solid or Semisolid Waste (Manual Cold Vapor Technique)

Analyte	Result	Qualifier	RL	MDL	Unit	D	Prepared	Analyzed	Dil Fac
Mercury	0.36		0.023	0.0093	mg/Kg	☼	05/03/13 10:10	05/07/13 10:12	1

## Client Sample ID: CV1142B-CS (sieve)

## Lab Sample ID: 680-89791-55

Date Collected: 04/26/13 08:51

Matrix: Solid

Date Received: 04/27/13 08:25

Percent Solids: 76.7

### Method: 6010C - Metals (ICP)

Analyte	Result	Qualifier	RL	MDL	Unit	D	Prepared	Analyzed	Dil Fac
Arsenic	26	B	2.3	0.69	mg/Kg	☼	04/30/13 13:33	05/03/13 03:05	1
Barium	250		1.2	0.35	mg/Kg	☼	04/30/13 13:33	05/03/13 03:05	1
Cadmium	1.3		0.58	0.12	mg/Kg	☼	04/30/13 13:33	05/03/13 03:05	1
Chromium	62		1.2	0.58	mg/Kg	☼	04/30/13 13:33	05/03/13 03:05	1
Lead	280		1.2	0.62	mg/Kg	☼	04/30/13 13:33	05/03/13 03:05	1
Selenium	2.9	U	2.9	1.2	mg/Kg	☼	04/30/13 13:33	05/03/13 03:05	1
Silver	0.11	J	1.2	0.11	mg/Kg	☼	04/30/13 13:33	05/03/13 03:05	1

### Method: 7471B - Mercury in Solid or Semisolid Waste (Manual Cold Vapor Technique)

Analyte	Result	Qualifier	RL	MDL	Unit	D	Prepared	Analyzed	Dil Fac
Mercury	0.36		0.024	0.0097	mg/Kg	☼	05/03/13 10:10	05/06/13 15:13	1

# Client Sample Results

Client: Oneida Total Integrated Enterprises LLC  
 Project/Site: 35th Avenue Superfund Site

TestAmerica Job ID: 680-89791-4  
 SDG: 68089791-4

## Client Sample ID: CV1227C-CS (sieve)

Lab Sample ID: 680-89791-56

Date Collected: 04/25/13 10:50

Matrix: Solid

Date Received: 04/27/13 08:25

Percent Solids: 78.2

### Method: 6010C - Metals (ICP)

Analyte	Result	Qualifier	RL	MDL	Unit	D	Prepared	Analyzed	Dil Fac
Arsenic	30	B	2.5	0.73	mg/Kg	☼	04/30/13 13:33	05/03/13 03:10	1
Barium	470		1.2	0.37	mg/Kg	☼	04/30/13 13:33	05/03/13 03:10	1
Cadmium	2.8		0.62	0.12	mg/Kg	☼	04/30/13 13:33	05/03/13 03:10	1
Chromium	45		1.2	0.62	mg/Kg	☼	04/30/13 13:33	05/03/13 03:10	1
Lead	320		1.2	0.65	mg/Kg	☼	04/30/13 13:33	05/03/13 03:10	1
Selenium	3.1	U	3.1	1.2	mg/Kg	☼	04/30/13 13:33	05/03/13 03:10	1
Silver	0.26	J	1.2	0.12	mg/Kg	☼	04/30/13 13:33	05/03/13 03:10	1

### Method: 7471B - Mercury in Solid or Semisolid Waste (Manual Cold Vapor Technique)

Analyte	Result	Qualifier	RL	MDL	Unit	D	Prepared	Analyzed	Dil Fac
Mercury	0.36		0.023	0.0095	mg/Kg	☼	05/03/13 10:10	05/06/13 15:15	1

## Client Sample ID: CV1228B-CS (sieve)

Lab Sample ID: 680-89791-57

Date Collected: 04/25/13 11:20

Matrix: Solid

Date Received: 04/27/13 08:25

Percent Solids: 78.0

### Method: 6010C - Metals (ICP)

Analyte	Result	Qualifier	RL	MDL	Unit	D	Prepared	Analyzed	Dil Fac
Arsenic	31	B	2.6	0.76	mg/Kg	☼	04/30/13 13:33	05/03/13 03:16	1
Barium	350		1.3	0.38	mg/Kg	☼	04/30/13 13:33	05/03/13 03:16	1
Cadmium	1.7		0.64	0.13	mg/Kg	☼	04/30/13 13:33	05/03/13 03:16	1
Chromium	79		1.3	0.64	mg/Kg	☼	04/30/13 13:33	05/03/13 03:16	1
Lead	410		1.3	0.68	mg/Kg	☼	04/30/13 13:33	05/03/13 03:16	1
Selenium	3.2	U	3.2	1.3	mg/Kg	☼	04/30/13 13:33	05/03/13 03:16	1
Silver	1.3	U	1.3	0.12	mg/Kg	☼	04/30/13 13:33	05/03/13 03:16	1

### Method: 7471B - Mercury in Solid or Semisolid Waste (Manual Cold Vapor Technique)

Analyte	Result	Qualifier	RL	MDL	Unit	D	Prepared	Analyzed	Dil Fac
Mercury	0.56		0.023	0.0094	mg/Kg	☼	05/03/13 10:10	05/06/13 15:18	1

## Client Sample ID: CV0752B-CS-SP (sieve)

Lab Sample ID: 680-89791-58

Date Collected: 04/25/13 09:13

Matrix: Solid

Date Received: 04/27/13 08:25

Percent Solids: 89.0

### Method: 6010C - Metals (ICP)

Analyte	Result	Qualifier	RL	MDL	Unit	D	Prepared	Analyzed	Dil Fac
Arsenic	25	B	2.2	0.66	mg/Kg	☼	04/30/13 13:33	05/03/13 03:21	1
Barium	340		1.1	0.33	mg/Kg	☼	04/30/13 13:33	05/03/13 03:21	1
Cadmium	2.7		0.56	0.11	mg/Kg	☼	04/30/13 13:33	05/03/13 03:21	1
Chromium	84		1.1	0.56	mg/Kg	☼	04/30/13 13:33	05/03/13 03:21	1
Lead	410		1.1	0.59	mg/Kg	☼	04/30/13 13:33	05/03/13 03:21	1
Selenium	2.8	U	2.8	1.1	mg/Kg	☼	04/30/13 13:33	05/03/13 03:21	1
Silver	1.1	U	1.1	0.11	mg/Kg	☼	04/30/13 13:33	05/03/13 03:21	1

### Method: 7471B - Mercury in Solid or Semisolid Waste (Manual Cold Vapor Technique)

Analyte	Result	Qualifier	RL	MDL	Unit	D	Prepared	Analyzed	Dil Fac
Mercury	0.27		0.021	0.0085	mg/Kg	☼	05/03/13 10:10	05/06/13 15:20	1

TestAmerica Savannah

# QC Sample Results

Client: Oneida Total Integrated Enterprises LLC  
 Project/Site: 35th Avenue Superfund Site

TestAmerica Job ID: 680-89791-4  
 SDG: 68089791-4

## Method: 8081B/8082A - Organochlorine Pesticides and Polychlorinated Biphenyls by Gas Chromatography

**Lab Sample ID: MB 680-275119/10-A**

**Matrix: Solid**

**Analysis Batch: 275897**

**Client Sample ID: Method Blank**

**Prep Type: Total/NA**

**Prep Batch: 275119**

Analyte	MB	MB	RL	MDL	Unit	D	Prepared	Analyzed	Dil Fac
	Result	Qualifier							
PCB-1016	33	U	33	2.9	ug/Kg		05/01/13 17:35	05/07/13 14:37	1
PCB-1221	67	U	67	4.8	ug/Kg		05/01/13 17:35	05/07/13 14:37	1
PCB-1232	33	U	33	3.3	ug/Kg		05/01/13 17:35	05/07/13 14:37	1
PCB-1242	33	U	33	2.8	ug/Kg		05/01/13 17:35	05/07/13 14:37	1
PCB-1248	33	U	33	7.2	ug/Kg		05/01/13 17:35	05/07/13 14:37	1
PCB-1254	33	U	33	2.3	ug/Kg		05/01/13 17:35	05/07/13 14:37	1
PCB-1260	33	U	33	6.7	ug/Kg		05/01/13 17:35	05/07/13 14:37	1

Surrogate	MB	MB	Limits	Prepared	Analyzed	Dil Fac
	%Recovery	Qualifier				
DCB Decachlorobiphenyl	99		54 - 133	05/01/13 17:35	05/07/13 14:37	1
DCB Decachlorobiphenyl	98		54 - 133	05/01/13 17:35	05/07/13 14:37	1
Tetrachloro-m-xylene	90		46 - 130	05/01/13 17:35	05/07/13 14:37	1
Tetrachloro-m-xylene	94		46 - 130	05/01/13 17:35	05/07/13 14:37	1

**Lab Sample ID: LCS 680-275119/11-A**

**Matrix: Solid**

**Analysis Batch: 275897**

**Client Sample ID: Lab Control Sample**

**Prep Type: Total/NA**

**Prep Batch: 275119**

Analyte	Spike Added	LCS	LCS	Unit	D	%Rec	%Rec. Limits
		Result	Qualifier				
PCB-1016	329	305		ug/Kg		93	43 - 130
PCB-1260	329	341		ug/Kg		104	45 - 130

Surrogate	LCS	LCS	Limits
	%Recovery	Qualifier	
DCB Decachlorobiphenyl	96		54 - 133
DCB Decachlorobiphenyl	97		54 - 133
Tetrachloro-m-xylene	80		46 - 130
Tetrachloro-m-xylene	84		46 - 130

**Lab Sample ID: 680-89791-2 MS**

**Matrix: Solid**

**Analysis Batch: 275897**

**Client Sample ID: HP0200B-CS-SP**

**Prep Type: Total/NA**

**Prep Batch: 275119**

Analyte	Sample	Sample	Spike Added	MS	MS	Unit	D	%Rec	%Rec. Limits
	Result	Qualifier		Result	Qualifier				
PCB-1016	3900	U	396	3900	U F	ug/Kg		0	43 - 130
PCB-1260	15000	p	396	13500	p 4	ug/Kg		-485	45 - 130

Surrogate	MS	MS	Limits
	%Recovery	Qualifier	
DCB Decachlorobiphenyl	0	D	54 - 133
DCB Decachlorobiphenyl	0	D	54 - 133
Tetrachloro-m-xylene	0	D	46 - 130
Tetrachloro-m-xylene	0	D	46 - 130

# QC Sample Results

Client: Oneida Total Integrated Enterprises LLC  
 Project/Site: 35th Avenue Superfund Site

TestAmerica Job ID: 680-89791-4  
 SDG: 68089791-4

## Method: 8081B/8082A - Organochlorine Pesticides and Polychlorinated Biphenyls by Gas Chromatography (Continued)

**Lab Sample ID: 680-89791-2 MSD**

**Matrix: Solid**

**Analysis Batch: 275897**

**Client Sample ID: HP0200B-CS-SP**

**Prep Type: Total/NA**

**Prep Batch: 275119**

Analyte	Sample	Sample	Spike	MSD	MSD	Unit	D	%Rec	%Rec.	RPD	Limit
	Result	Qualifier		Result	Qualifier						
PCB-1016	3900	U	393	3900	U F	ug/Kg	☼	0	43 - 130	NC	50
PCB-1260	15000	p	393	13200	p 4	ug/Kg	☼	-573	45 - 130	3	50
Surrogate		MSD	MSD								
		%Recovery	Qualifier	Limits							
DCB Decachlorobiphenyl		0	D	54 - 133							
DCB Decachlorobiphenyl		0	D	54 - 133							
Tetrachloro-m-xylene		0	D	46 - 130							
Tetrachloro-m-xylene		0	D	46 - 130							

## Method: 6010C - Metals (ICP)

**Lab Sample ID: MB 680-274956/1-B**

**Matrix: Solid**

**Analysis Batch: 275458**

**Client Sample ID: Method Blank**

**Prep Type: Total/NA**

**Prep Batch: 274956**

Analyte	MB	MB	RL	MDL	Unit	D	Prepared	Analyzed	Dil Fac
	Result	Qualifier							
Arsenic	0.772	J	2.0	0.58	mg/Kg		04/30/13 13:33	05/03/13 01:21	1
Barium	0.99	U	0.99	0.30	mg/Kg		04/30/13 13:33	05/03/13 01:21	1
Cadmium	0.50	U	0.50	0.099	mg/Kg		04/30/13 13:33	05/03/13 01:21	1
Chromium	0.99	U	0.99	0.50	mg/Kg		04/30/13 13:33	05/03/13 01:21	1
Lead	0.99	U	0.99	0.52	mg/Kg		04/30/13 13:33	05/03/13 01:21	1
Selenium	2.5	U	2.5	0.99	mg/Kg		04/30/13 13:33	05/03/13 01:21	1
Silver	0.99	U	0.99	0.095	mg/Kg		04/30/13 13:33	05/03/13 01:21	1

**Lab Sample ID: LCS 680-274956/2-B**

**Matrix: Solid**

**Analysis Batch: 275458**

**Client Sample ID: Lab Control Sample**

**Prep Type: Total/NA**

**Prep Batch: 274956**

Analyte	Spike	LCS	LCS	Unit	D	%Rec	%Rec.	Limits
		Result	Qualifier					
Arsenic	10.0	10.2		mg/Kg		102	75 - 125	
Barium	10.0	9.99		mg/Kg		100	75 - 125	
Cadmium	5.00	5.00		mg/Kg		100	75 - 125	
Chromium	10.0	10.1		mg/Kg		101	75 - 125	
Lead	5.00	4.88		mg/Kg		98	75 - 125	
Selenium	10.0	8.63		mg/Kg		86	75 - 125	
Silver	5.00	4.85		mg/Kg		97	75 - 125	

**Lab Sample ID: 680-89791-2 MS**

**Matrix: Solid**

**Analysis Batch: 275458**

**Client Sample ID: HP0200B-CS-SP**

**Prep Type: Total/NA**

**Prep Batch: 274956**

Analyte	Sample	Sample	Spike	MS	MS	Unit	D	%Rec	%Rec.	Limits
	Result	Qualifier		Result	Qualifier					
Arsenic	26	B	11.8	43.4	F	mg/Kg	☼	147	75 - 125	
Barium	300		11.8	301	4	mg/Kg	☼	24	75 - 125	
Cadmium	6.4		5.89	10.2	F	mg/Kg	☼	64	75 - 125	
Chromium	54		11.8	96.2	4	mg/Kg	☼	361	75 - 125	
Selenium	2.0	J	11.8	9.67	F	mg/Kg	☼	65	75 - 125	

TestAmerica Savannah



# QC Sample Results

Client: Oneida Total Integrated Enterprises LLC  
 Project/Site: 35th Avenue Superfund Site

TestAmerica Job ID: 680-89791-4  
 SDG: 68089791-4

## Method: 6010C - Metals (ICP) (Continued)

Lab Sample ID: 680-89791-2 MS  
 Matrix: Solid  
 Analysis Batch: 275458

Client Sample ID: HP0200B-CS-SP  
 Prep Type: Total/NA  
 Prep Batch: 274956

Analyte	Sample Result	Sample Qualifier	Spike Added	MS Result	MS Qualifier	Unit	D	%Rec	%Rec. Limits
Silver	18		5.89	23.3		mg/Kg	✱	95	75 - 125

Lab Sample ID: 680-89791-2 MS  
 Matrix: Solid  
 Analysis Batch: 275458

Client Sample ID: HP0200B-CS-SP  
 Prep Type: Total/NA  
 Prep Batch: 274956

Analyte	Sample Result	Sample Qualifier	Spike Added	MS Result	MS Qualifier	Unit	D	%Rec	%Rec. Limits
Lead	2900		5.89	1610	4	mg/Kg	✱	-2217	75 - 125 1

Lab Sample ID: 680-89791-2 MSD  
 Matrix: Solid  
 Analysis Batch: 275458

Client Sample ID: HP0200B-CS-SP  
 Prep Type: Total/NA  
 Prep Batch: 274956

Analyte	Sample Result	Sample Qualifier	Spike Added	MSD Result	MSD Qualifier	Unit	D	%Rec	%Rec. Limits	RPD	RPD Limit
Arsenic	26	B	11.7	27.3	F	mg/Kg	✱	10	75 - 125	45	20
Barium	300		11.7	299	4	mg/Kg	✱	3	75 - 125	1	20
Cadmium	6.4		5.83	12.3		mg/Kg	✱	101	75 - 125	19	20
Chromium	54		11.7	51.6	4 F	mg/Kg	✱	-17	75 - 125	60	20
Selenium	2.0	J	11.7	10.6	F	mg/Kg	✱	74	75 - 125	9	20
Silver	18		5.83	18.2	F	mg/Kg	✱	7	75 - 125	25	20

Lab Sample ID: 680-89791-2 MSD  
 Matrix: Solid  
 Analysis Batch: 275458

Client Sample ID: HP0200B-CS-SP  
 Prep Type: Total/NA  
 Prep Batch: 274956

Analyte	Sample Result	Sample Qualifier	Spike Added	MSD Result	MSD Qualifier	Unit	D	%Rec	%Rec. Limits	RPD	RPD Limit
Lead	2900		5.83	1750	4	mg/Kg	✱	-1996	75 - 125 6	8	20

## Method: 7471B - Mercury in Solid or Semisolid Waste (Manual Cold Vapor Technique)

Lab Sample ID: MB 680-275370/1-A  
 Matrix: Solid  
 Analysis Batch: 275744

Client Sample ID: Method Blank  
 Prep Type: Total/NA  
 Prep Batch: 275370

Analyte	MB Result	MB Qualifier	RL	MDL	Unit	D	Prepared	Analyzed	Dil Fac
Mercury	0.018	U	0.018	0.0072	mg/Kg		05/03/13 10:10	05/06/13 14:36	1

Lab Sample ID: LCS 680-275370/2-A  
 Matrix: Solid  
 Analysis Batch: 275744

Client Sample ID: Lab Control Sample  
 Prep Type: Total/NA  
 Prep Batch: 275370

Analyte	Spike Added	LCS Result	LCS Qualifier	Unit	D	%Rec	%Rec. Limits
Mercury	0.245	0.243		mg/Kg		99	80 - 120

TestAmerica Savannah

# QC Sample Results

Client: Oneida Total Integrated Enterprises LLC  
 Project/Site: 35th Avenue Superfund Site

TestAmerica Job ID: 680-89791-4  
 SDG: 68089791-4

## Method: 7471B - Mercury in Solid or Semisolid Waste (Manual Cold Vapor Technique) (Continued)

**Lab Sample ID: 680-89791-2 MS**

**Matrix: Solid**

**Analysis Batch: 275744**

**Client Sample ID: HP0200B-CS-SP**

**Prep Type: Total/NA**

**Prep Batch: 275370**

Analyte	Sample Result	Sample Qualifier	Spike Added	MS Result	MS Qualifier	Unit	D	%Rec	%Rec. Limits
Mercury	0.48		0.103	0.641	4	mg/Kg	☼	157	80 - 120

**Lab Sample ID: 680-89791-2 MSD**

**Matrix: Solid**

**Analysis Batch: 275744**

**Client Sample ID: HP0200B-CS-SP**

**Prep Type: Total/NA**

**Prep Batch: 275370**

Analyte	Sample Result	Sample Qualifier	Spike Added	MSD Result	MSD Qualifier	Unit	D	%Rec	%Rec. Limits	RPD	RPD Limit
Mercury	0.48		0.117	0.766	4	mg/Kg	☼	245	80 - 120	18	20



# QC Association Summary

Client: Oneida Total Integrated Enterprises LLC  
 Project/Site: 35th Avenue Superfund Site

TestAmerica Job ID: 680-89791-4  
 SDG: 68089791-4

## GC Semi VOA

### Prep Batch: 275119

Lab Sample ID	Client Sample ID	Prep Type	Matrix	Method	Prep Batch
680-89791-1	HP0200A-CS-SP	Total/NA	Solid	3546	
680-89791-2	HP0200B-CS-SP	Total/NA	Solid	3546	
680-89791-2 MS	HP0200B-CS-SP	Total/NA	Solid	3546	
680-89791-2 MSD	HP0200B-CS-SP	Total/NA	Solid	3546	
LCS 680-275119/11-A	Lab Control Sample	Total/NA	Solid	3546	
MB 680-275119/10-A	Method Blank	Total/NA	Solid	3546	

### Analysis Batch: 275897

Lab Sample ID	Client Sample ID	Prep Type	Matrix	Method	Prep Batch
680-89791-1	HP0200A-CS-SP	Total/NA	Solid	8081B/8082A	275119
680-89791-2	HP0200B-CS-SP	Total/NA	Solid	8081B/8082A	275119
680-89791-2 MS	HP0200B-CS-SP	Total/NA	Solid	8081B/8082A	275119
680-89791-2 MSD	HP0200B-CS-SP	Total/NA	Solid	8081B/8082A	275119
LCS 680-275119/11-A	Lab Control Sample	Total/NA	Solid	8081B/8082A	275119
MB 680-275119/10-A	Method Blank	Total/NA	Solid	8081B/8082A	275119

## Metals

### Prep Batch: 274956

Lab Sample ID	Client Sample ID	Prep Type	Matrix	Method	Prep Batch
680-89791-2	HP0200B-CS-SP	Total/NA	Solid	3050B	
680-89791-2 MS	HP0200B-CS-SP	Total/NA	Solid	3050B	
680-89791-2 MSD	HP0200B-CS-SP	Total/NA	Solid	3050B	
680-89791-7	CV1342B-CS-SP	Total/NA	Solid	3050B	
680-89791-15	CV0790C-CS-SP	Total/NA	Solid	3050B	
680-89791-16	CV1342B-CS-SP (sieve)	Total/NA	Solid	3050B	
680-89791-17	CV0790C-CS-SP (sieve)	Total/NA	Solid	3050B	
680-89791-21	CV0752B-CS-SP	Total/NA	Solid	3050B	
680-89791-30	CV1227C-CS	Total/NA	Solid	3050B	
680-89791-32	CV1228B-CS	Total/NA	Solid	3050B	
680-89791-50	CV1142B-CS	Total/NA	Solid	3050B	
680-89791-55	CV1142B-CS (sieve)	Total/NA	Solid	3050B	
680-89791-56	CV1227C-CS (sieve)	Total/NA	Solid	3050B	
680-89791-57	CV1228B-CS (sieve)	Total/NA	Solid	3050B	
680-89791-58	CV0752B-CS-SP (sieve)	Total/NA	Solid	3050B	
LCS 680-274956/2-B	Lab Control Sample	Total/NA	Solid	3050B	
MB 680-274956/1-B	Method Blank	Total/NA	Solid	3050B	

### Prep Batch: 275370

Lab Sample ID	Client Sample ID	Prep Type	Matrix	Method	Prep Batch
680-89791-2	HP0200B-CS-SP	Total/NA	Solid	7471B	
680-89791-2 MS	HP0200B-CS-SP	Total/NA	Solid	7471B	
680-89791-2 MSD	HP0200B-CS-SP	Total/NA	Solid	7471B	
680-89791-7	CV1342B-CS-SP	Total/NA	Solid	7471B	
680-89791-15	CV0790C-CS-SP	Total/NA	Solid	7471B	
680-89791-16	CV1342B-CS-SP (sieve)	Total/NA	Solid	7471B	
680-89791-17	CV0790C-CS-SP (sieve)	Total/NA	Solid	7471B	
680-89791-21	CV0752B-CS-SP	Total/NA	Solid	7471B	
680-89791-30	CV1227C-CS	Total/NA	Solid	7471B	
680-89791-32	CV1228B-CS	Total/NA	Solid	7471B	

TestAmerica Savannah

# QC Association Summary

Client: Oneida Total Integrated Enterprises LLC  
 Project/Site: 35th Avenue Superfund Site

TestAmerica Job ID: 680-89791-4  
 SDG: 68089791-4

## Metals (Continued)

### Prep Batch: 275370 (Continued)

Lab Sample ID	Client Sample ID	Prep Type	Matrix	Method	Prep Batch
680-89791-50	CV1142B-CS	Total/NA	Solid	7471B	
680-89791-55	CV1142B-CS (sieve)	Total/NA	Solid	7471B	
680-89791-56	CV1227C-CS (sieve)	Total/NA	Solid	7471B	
680-89791-57	CV1228B-CS (sieve)	Total/NA	Solid	7471B	
680-89791-58	CV0752B-CS-SP (sieve)	Total/NA	Solid	7471B	
LCS 680-275370/2-A	Lab Control Sample	Total/NA	Solid	7471B	
MB 680-275370/1-A	Method Blank	Total/NA	Solid	7471B	

### Analysis Batch: 275458

Lab Sample ID	Client Sample ID	Prep Type	Matrix	Method	Prep Batch
680-89791-2	HP0200B-CS-SP	Total/NA	Solid	6010C	274956
680-89791-2	HP0200B-CS-SP	Total/NA	Solid	6010C	274956
680-89791-2 MS	HP0200B-CS-SP	Total/NA	Solid	6010C	274956
680-89791-2 MS	HP0200B-CS-SP	Total/NA	Solid	6010C	274956
680-89791-2 MSD	HP0200B-CS-SP	Total/NA	Solid	6010C	274956
680-89791-2 MSD	HP0200B-CS-SP	Total/NA	Solid	6010C	274956
680-89791-7	CV1342B-CS-SP	Total/NA	Solid	6010C	274956
680-89791-15	CV0790C-CS-SP	Total/NA	Solid	6010C	274956
680-89791-16	CV1342B-CS-SP (sieve)	Total/NA	Solid	6010C	274956
680-89791-17	CV0790C-CS-SP (sieve)	Total/NA	Solid	6010C	274956
680-89791-21	CV0752B-CS-SP	Total/NA	Solid	6010C	274956
680-89791-30	CV1227C-CS	Total/NA	Solid	6010C	274956
680-89791-32	CV1228B-CS	Total/NA	Solid	6010C	274956
680-89791-50	CV1142B-CS	Total/NA	Solid	6010C	274956
680-89791-55	CV1142B-CS (sieve)	Total/NA	Solid	6010C	274956
680-89791-56	CV1227C-CS (sieve)	Total/NA	Solid	6010C	274956
680-89791-57	CV1228B-CS (sieve)	Total/NA	Solid	6010C	274956
680-89791-58	CV0752B-CS-SP (sieve)	Total/NA	Solid	6010C	274956
LCS 680-274956/2-B	Lab Control Sample	Total/NA	Solid	6010C	274956
MB 680-274956/1-B	Method Blank	Total/NA	Solid	6010C	274956

### Analysis Batch: 275744

Lab Sample ID	Client Sample ID	Prep Type	Matrix	Method	Prep Batch
680-89791-2	HP0200B-CS-SP	Total/NA	Solid	7471B	275370
680-89791-2 MS	HP0200B-CS-SP	Total/NA	Solid	7471B	275370
680-89791-2 MSD	HP0200B-CS-SP	Total/NA	Solid	7471B	275370
680-89791-7	CV1342B-CS-SP	Total/NA	Solid	7471B	275370
680-89791-15	CV0790C-CS-SP	Total/NA	Solid	7471B	275370
680-89791-16	CV1342B-CS-SP (sieve)	Total/NA	Solid	7471B	275370
680-89791-17	CV0790C-CS-SP (sieve)	Total/NA	Solid	7471B	275370
680-89791-21	CV0752B-CS-SP	Total/NA	Solid	7471B	275370
680-89791-30	CV1227C-CS	Total/NA	Solid	7471B	275370
680-89791-32	CV1228B-CS	Total/NA	Solid	7471B	275370
680-89791-50	CV1142B-CS	Total/NA	Solid	7471B	275370
680-89791-55	CV1142B-CS (sieve)	Total/NA	Solid	7471B	275370
680-89791-56	CV1227C-CS (sieve)	Total/NA	Solid	7471B	275370
680-89791-57	CV1228B-CS (sieve)	Total/NA	Solid	7471B	275370
680-89791-58	CV0752B-CS-SP (sieve)	Total/NA	Solid	7471B	275370
LCS 680-275370/2-A	Lab Control Sample	Total/NA	Solid	7471B	275370
MB 680-275370/1-A	Method Blank	Total/NA	Solid	7471B	275370

# QC Association Summary

Client: Oneida Total Integrated Enterprises LLC  
Project/Site: 35th Avenue Superfund Site

TestAmerica Job ID: 680-89791-4  
SDG: 68089791-4

## General Chemistry

### Analysis Batch: 136953

Lab Sample ID	Client Sample ID	Prep Type	Matrix	Method	Prep Batch
680-89791-2	HP0200B-CS-SP	Total/NA	Solid	Moisture	
680-89791-7	CV1342B-CS-SP	Total/NA	Solid	Moisture	
680-89791-15	CV0790C-CS-SP	Total/NA	Solid	Moisture	
680-89791-21	CV0752B-CS-SP	Total/NA	Solid	Moisture	
680-89791-30	CV1227C-CS	Total/NA	Solid	Moisture	
680-89791-32	CV1228B-CS	Total/NA	Solid	Moisture	
680-89791-50	CV1142B-CS	Total/NA	Solid	Moisture	

### Analysis Batch: 274911

Lab Sample ID	Client Sample ID	Prep Type	Matrix	Method	Prep Batch
680-89791-16	CV1342B-CS-SP (sieve)	Total/NA	Solid	Moisture	
680-89791-17	CV0790C-CS-SP (sieve)	Total/NA	Solid	Moisture	
680-89791-55	CV1142B-CS (sieve)	Total/NA	Solid	Moisture	
680-89791-56	CV1227C-CS (sieve)	Total/NA	Solid	Moisture	
680-89791-57	CV1228B-CS (sieve)	Total/NA	Solid	Moisture	
680-89791-58	CV0752B-CS-SP (sieve)	Total/NA	Solid	Moisture	

# Lab Chronicle

Client: Oneida Total Integrated Enterprises LLC  
 Project/Site: 35th Avenue Superfund Site

TestAmerica Job ID: 680-89791-4  
 SDG: 68089791-4

## Client Sample ID: HP0200A-CS-SP

Lab Sample ID: 680-89791-1

Date Collected: 04/24/13 10:17

Matrix: Solid

Date Received: 04/27/13 08:25

Percent Solids: 86.0

Prep Type	Batch Type	Batch Method	Run	Dilution Factor	Batch Number	Prepared or Analyzed	Analyst	Lab
Total/NA	Prep	3546			275119	05/01/13 17:35	JS	TAL SAV
Total/NA	Analysis	8081B/8082A		25	275897	05/07/13 15:44	JK	TAL SAV
Total/NA	Prep	3546			275119	05/01/13 17:35	JS	TAL SAV
Total/NA	Analysis	8081B/8082A		25	275897	05/07/13 15:44	JK	TAL SAV

## Client Sample ID: HP0200B-CS-SP

Lab Sample ID: 680-89791-2

Date Collected: 04/24/13 10:30

Matrix: Solid

Date Received: 04/27/13 08:25

Percent Solids: 84.1

Prep Type	Batch Type	Batch Method	Run	Dilution Factor	Batch Number	Prepared or Analyzed	Analyst	Lab
Total/NA	Prep	3546			275119	05/01/13 17:35	JS	TAL SAV
Total/NA	Analysis	8081B/8082A		100	275897	05/07/13 16:07	JK	TAL SAV
Total/NA	Prep	3546			275119	05/01/13 17:35	JS	TAL SAV
Total/NA	Analysis	8081B/8082A		100	275897	05/07/13 16:07	JK	TAL SAV
Total/NA	Prep	3050B			274956	04/30/13 13:33	JKL	TAL SAV
Total/NA	Analysis	6010C		1	275458	05/03/13 01:43	BCB	TAL SAV
Total/NA	Prep	3050B			274956	04/30/13 13:33	JKL	TAL SAV
Total/NA	Analysis	6010C		10	275458	05/03/13 13:35	BCB	TAL SAV
Total/NA	Prep	7471B			275370	05/03/13 10:10	UU	TAL SAV
Total/NA	Analysis	7471B		5	275744	05/07/13 09:52	BCB	TAL SAV
Total/NA	Analysis	Moisture		1	136953	04/30/13 06:31	AG	TAL TAM

## Client Sample ID: CV1342B-CS-SP

Lab Sample ID: 680-89791-7

Date Collected: 04/24/13 11:27

Matrix: Solid

Date Received: 04/27/13 08:25

Percent Solids: 81.1

Prep Type	Batch Type	Batch Method	Run	Dilution Factor	Batch Number	Prepared or Analyzed	Analyst	Lab
Total/NA	Prep	3050B			274956	04/30/13 13:33	JKL	TAL SAV
Total/NA	Analysis	6010C		1	275458	05/03/13 02:10	BCB	TAL SAV
Total/NA	Prep	7471B			275370	05/03/13 10:10	UU	TAL SAV
Total/NA	Analysis	7471B		5	275744	05/07/13 10:00	BCB	TAL SAV
Total/NA	Analysis	Moisture		1	136953	04/30/13 06:31	AG	TAL TAM

## Client Sample ID: CV0790C-CS-SP

Lab Sample ID: 680-89791-15

Date Collected: 04/24/13 13:54

Matrix: Solid

Date Received: 04/27/13 08:25

Percent Solids: 74.2

Prep Type	Batch Type	Batch Method	Run	Dilution Factor	Batch Number	Prepared or Analyzed	Analyst	Lab
Total/NA	Prep	3050B			274956	04/30/13 13:33	JKL	TAL SAV
Total/NA	Analysis	6010C		1	275458	05/03/13 02:15	BCB	TAL SAV
Total/NA	Prep	7471B			275370	05/03/13 10:10	UU	TAL SAV
Total/NA	Analysis	7471B		1	275744	05/07/13 10:02	BCB	TAL SAV
Total/NA	Analysis	Moisture		1	136953	04/30/13 06:31	AG	TAL TAM

TestAmerica Savannah

# Lab Chronicle

Client: Oneida Total Integrated Enterprises LLC  
 Project/Site: 35th Avenue Superfund Site

TestAmerica Job ID: 680-89791-4  
 SDG: 68089791-4

## Client Sample ID: CV1342B-CS-SP (sieve)

Lab Sample ID: 680-89791-16

Date Collected: 04/24/13 11:27

Matrix: Solid

Date Received: 04/27/13 08:25

Percent Solids: 81.0

Prep Type	Batch Type	Batch Method	Run	Dilution Factor	Batch Number	Prepared or Analyzed	Analyst	Lab
Total/NA	Prep	3050B			274956	04/30/13 13:33	JKL	TAL SAV
Total/NA	Analysis	6010C		1	275458	05/03/13 02:21	BCB	TAL SAV
Total/NA	Prep	7471B			275370	05/03/13 10:10	UU	TAL SAV
Total/NA	Analysis	7471B		5	275744	05/07/13 10:05	BCB	TAL SAV
Total/NA	Analysis	Moisture		1	274911	04/30/13 11:16	FS	TAL SAV

## Client Sample ID: CV0790C-CS-SP (sieve)

Lab Sample ID: 680-89791-17

Date Collected: 04/24/13 13:54

Matrix: Solid

Date Received: 04/27/13 08:25

Percent Solids: 80.9

Prep Type	Batch Type	Batch Method	Run	Dilution Factor	Batch Number	Prepared or Analyzed	Analyst	Lab
Total/NA	Prep	3050B			274956	04/30/13 13:33	JKL	TAL SAV
Total/NA	Analysis	6010C		1	275458	05/03/13 02:26	BCB	TAL SAV
Total/NA	Prep	7471B			275370	05/03/13 10:10	UU	TAL SAV
Total/NA	Analysis	7471B		1	275744	05/07/13 10:07	BCB	TAL SAV
Total/NA	Analysis	Moisture		1	274911	04/30/13 11:16	FS	TAL SAV

## Client Sample ID: CV0752B-CS-SP

Lab Sample ID: 680-89791-21

Date Collected: 04/25/13 09:13

Matrix: Solid

Date Received: 04/27/13 08:25

Percent Solids: 80.8

Prep Type	Batch Type	Batch Method	Run	Dilution Factor	Batch Number	Prepared or Analyzed	Analyst	Lab
Total/NA	Prep	3050B			274956	04/30/13 13:33	JKL	TAL SAV
Total/NA	Analysis	6010C		1	275458	05/03/13 02:32	BCB	TAL SAV
Total/NA	Prep	7471B			275370	05/03/13 10:10	UU	TAL SAV
Total/NA	Analysis	7471B		1	275744	05/06/13 14:58	BCB	TAL SAV
Total/NA	Analysis	Moisture		1	136953	04/30/13 06:31	AG	TAL TAM

## Client Sample ID: CV1227C-CS

Lab Sample ID: 680-89791-30

Date Collected: 04/25/13 10:50

Matrix: Solid

Date Received: 04/27/13 08:25

Percent Solids: 70.7

Prep Type	Batch Type	Batch Method	Run	Dilution Factor	Batch Number	Prepared or Analyzed	Analyst	Lab
Total/NA	Prep	3050B			274956	04/30/13 13:33	JKL	TAL SAV
Total/NA	Analysis	6010C		1	275458	05/03/13 02:48	BCB	TAL SAV
Total/NA	Prep	7471B			275370	05/03/13 10:10	UU	TAL SAV
Total/NA	Analysis	7471B		1	275744	05/06/13 15:06	BCB	TAL SAV
Total/NA	Analysis	Moisture		1	136953	04/30/13 06:31	AG	TAL TAM

# Lab Chronicle

Client: Oneida Total Integrated Enterprises LLC  
 Project/Site: 35th Avenue Superfund Site

TestAmerica Job ID: 680-89791-4  
 SDG: 68089791-4

## Client Sample ID: CV1228B-CS

Lab Sample ID: 680-89791-32

Date Collected: 04/25/13 11:20

Matrix: Solid

Date Received: 04/27/13 08:25

Percent Solids: 77.5

Prep Type	Batch Type	Batch Method	Run	Dilution Factor	Batch Number	Prepared or Analyzed	Analyst	Lab
Total/NA	Prep	3050B			274956	04/30/13 13:33	JKL	TAL SAV
Total/NA	Analysis	6010C		1	275458	05/03/13 02:54	BCB	TAL SAV
Total/NA	Prep	7471B			275370	05/03/13 10:10	UU	TAL SAV
Total/NA	Analysis	7471B		5	275744	05/07/13 10:10	BCB	TAL SAV
Total/NA	Analysis	Moisture		1	136953	04/30/13 06:31	AG	TAL TAM

## Client Sample ID: CV1142B-CS

Lab Sample ID: 680-89791-50

Date Collected: 04/26/13 08:51

Matrix: Solid

Date Received: 04/27/13 08:25

Percent Solids: 79.0

Prep Type	Batch Type	Batch Method	Run	Dilution Factor	Batch Number	Prepared or Analyzed	Analyst	Lab
Total/NA	Prep	3050B			274956	04/30/13 13:33	JKL	TAL SAV
Total/NA	Analysis	6010C		1	275458	05/03/13 02:59	BCB	TAL SAV
Total/NA	Prep	7471B			275370	05/03/13 10:10	UU	TAL SAV
Total/NA	Analysis	7471B		1	275744	05/07/13 10:12	BCB	TAL SAV
Total/NA	Analysis	Moisture		1	136953	04/30/13 06:31	AG	TAL TAM

## Client Sample ID: CV1142B-CS (sieve)

Lab Sample ID: 680-89791-55

Date Collected: 04/26/13 08:51

Matrix: Solid

Date Received: 04/27/13 08:25

Percent Solids: 76.7

Prep Type	Batch Type	Batch Method	Run	Dilution Factor	Batch Number	Prepared or Analyzed	Analyst	Lab
Total/NA	Prep	3050B			274956	04/30/13 13:33	JKL	TAL SAV
Total/NA	Analysis	6010C		1	275458	05/03/13 03:05	BCB	TAL SAV
Total/NA	Prep	7471B			275370	05/03/13 10:10	UU	TAL SAV
Total/NA	Analysis	7471B		1	275744	05/06/13 15:13	BCB	TAL SAV
Total/NA	Analysis	Moisture		1	274911	04/30/13 11:16	FS	TAL SAV

## Client Sample ID: CV1227C-CS (sieve)

Lab Sample ID: 680-89791-56

Date Collected: 04/25/13 10:50

Matrix: Solid

Date Received: 04/27/13 08:25

Percent Solids: 78.2

Prep Type	Batch Type	Batch Method	Run	Dilution Factor	Batch Number	Prepared or Analyzed	Analyst	Lab
Total/NA	Prep	3050B			274956	04/30/13 13:33	JKL	TAL SAV
Total/NA	Analysis	6010C		1	275458	05/03/13 03:10	BCB	TAL SAV
Total/NA	Prep	7471B			275370	05/03/13 10:10	UU	TAL SAV
Total/NA	Analysis	7471B		1	275744	05/06/13 15:15	BCB	TAL SAV
Total/NA	Analysis	Moisture		1	274911	04/30/13 11:16	FS	TAL SAV



## Lab Chronicle

Client: Oneida Total Integrated Enterprises LLC  
 Project/Site: 35th Avenue Superfund Site

TestAmerica Job ID: 680-89791-4  
 SDG: 68089791-4

**Client Sample ID: CV1228B-CS (sieve)**

**Lab Sample ID: 680-89791-57**

Date Collected: 04/25/13 11:20

Matrix: Solid

Date Received: 04/27/13 08:25

Percent Solids: 78.0

Prep Type	Batch Type	Batch Method	Run	Dilution Factor	Batch Number	Prepared or Analyzed	Analyst	Lab
Total/NA	Prep	3050B			274956	04/30/13 13:33	JKL	TAL SAV
Total/NA	Analysis	6010C		1	275458	05/03/13 03:16	BCB	TAL SAV
Total/NA	Prep	7471B			275370	05/03/13 10:10	UU	TAL SAV
Total/NA	Analysis	7471B		1	275744	05/06/13 15:18	BCB	TAL SAV
Total/NA	Analysis	Moisture		1	274911	04/30/13 11:16	FS	TAL SAV

**Client Sample ID: CV0752B-CS-SP (sieve)**

**Lab Sample ID: 680-89791-58**

Date Collected: 04/25/13 09:13

Matrix: Solid

Date Received: 04/27/13 08:25

Percent Solids: 89.0

Prep Type	Batch Type	Batch Method	Run	Dilution Factor	Batch Number	Prepared or Analyzed	Analyst	Lab
Total/NA	Prep	3050B			274956	04/30/13 13:33	JKL	TAL SAV
Total/NA	Analysis	6010C		1	275458	05/03/13 03:21	BCB	TAL SAV
Total/NA	Prep	7471B			275370	05/03/13 10:10	UU	TAL SAV
Total/NA	Analysis	7471B		1	275744	05/06/13 15:20	BCB	TAL SAV
Total/NA	Analysis	Moisture		1	274911	04/30/13 11:16	FS	TAL SAV

**Laboratory References:**

TAL SAV = TestAmerica Savannah, 5102 LaRoche Avenue, Savannah, GA 31404, TEL (912)354-7858

TAL TAM = TestAmerica Tampa, 6712 Benjamin Road, Suite 100, Tampa, FL 33634, TEL (813)885-7427









## Login Sample Receipt Checklist

Client: Oneida Total Integrated Enterprises LLC

Job Number: 680-89791-4

SDG Number: 68089791-4

**Login Number: 89791**

**List Number: 1**

**Creator: Barnett, Eddie T**

**List Source: TestAmerica Savannah**

Question	Answer	Comment
Radioactivity wasn't checked or is <=/ background as measured by a survey meter.	N/A	
The cooler's custody seal, if present, is intact.	True	
Sample custody seals, if present, are intact.	True	
The cooler or samples do not appear to have been compromised or tampered with.	True	
Samples were received on ice.	True	
Cooler Temperature is acceptable.	True	
Cooler Temperature is recorded.	True	
COC is present.	True	
COC is filled out in ink and legible.	True	
COC is filled out with all pertinent information.	True	
Is the Field Sampler's name present on COC?	N/A	
There are no discrepancies between the containers received and the COC.	True	
Samples are received within Holding Time.	True	
Sample containers have legible labels.	True	
Containers are not broken or leaking.	True	
Sample collection date/times are provided.	True	
Appropriate sample containers are used.	True	
Sample bottles are completely filled.	True	
Sample Preservation Verified.	N/A	
There is sufficient vol. for all requested analyses, incl. any requested MS/MSDs	True	
Containers requiring zero headspace have no headspace or bubble is <6mm (1/4").	N/A	
Multiphasic samples are not present.	True	
Samples do not require splitting or compositing.	True	
Residual Chlorine Checked.	N/A	





## Login Sample Receipt Checklist

Client: Oneida Total Integrated Enterprises LLC

Job Number: 680-89791-4

SDG Number: 68089791-4

**Login Number: 89791**

**List Number: 1**

**Creator: Snead, Joshua**

**List Source: TestAmerica Tampa**

**List Creation: 04/29/13 01:27 PM**

Question	Answer	Comment
Radioactivity wasn't checked or is <=/ background as measured by a survey meter.	N/A	
The cooler's custody seal, if present, is intact.	True	
Sample custody seals, if present, are intact.	True	
The cooler or samples do not appear to have been compromised or tampered with.	True	
Samples were received on ice.	True	
Cooler Temperature is acceptable.	True	
Cooler Temperature is recorded.	True	
COC is present.	True	
COC is filled out in ink and legible.	True	
COC is filled out with all pertinent information.	True	
Is the Field Sampler's name present on COC?	True	
There are no discrepancies between the containers received and the COC.	False	IDs on containers do not match the COC. Logged in per COC.
Samples are received within Holding Time.	True	
Sample containers have legible labels.	True	
Containers are not broken or leaking.	True	
Sample collection date/times are provided.	True	
Appropriate sample containers are used.	True	
Sample bottles are completely filled.	True	
Sample Preservation Verified.	N/A	
There is sufficient vol. for all requested analyses, incl. any requested MS/MSDs	True	
Containers requiring zero headspace have no headspace or bubble is <6mm (1/4").	N/A	
Multiphasic samples are not present.	True	
Samples do not require splitting or compositing.	True	
Residual Chlorine Checked.	N/A	

## Certification Summary

Client: Oneida Total Integrated Enterprises LLC  
 Project/Site: 35th Avenue Superfund Site

TestAmerica Job ID: 680-89791-4  
 SDG: 68089791-4

### Laboratory: TestAmerica Savannah

All certifications held by this laboratory are listed. Not all certifications are applicable to this report.

Authority	Program	EPA Region	Certification ID	Expiration Date
A2LA	DoD ELAP		0399-01	05-31-13
Alabama	State Program	4	41450	06-30-13
Alaska (UST)	State Program	10	UST-104	06-19-13
Arkansas DEQ	State Program	6	88-0692	02-01-13 *
California	NELAP	9	3217CA	07-31-13
Colorado	State Program	8	N/A	12-31-13
Florida	NELAP	4	E87052	06-30-13
GA Dept. of Agriculture	State Program	4	N/A	12-31-13
Georgia	State Program	4	N/A	06-30-13
Georgia	State Program	4	803	06-30-13
Hawaii	State Program	9	N/A	06-30-13
Illinois	NELAP	5	200022	11-30-13
Indiana	State Program	5	N/A	06-30-13
Iowa	State Program	7	353	07-01-13 *
Kentucky	State Program	4	90084	12-31-12 *
Kentucky (UST)	State Program	4	18	03-31-13 *
Louisiana	NELAP	6	30690	06-30-13
Louisiana	NELAP	6	LA100015	12-31-13
Maine	State Program	1	GA00006	08-16-14
Maryland	State Program	3	250	12-31-13
Massachusetts	State Program	1	M-GA006	06-30-13
Michigan	State Program	5	9925	06-30-13
Mississippi	State Program	4	N/A	06-30-13
Montana	State Program	8	CERT0081	01-01-14
Nebraska	State Program	7	TestAmerica-Savannah	06-30-13 *
New Jersey	NELAP	2	GA769	06-30-13
New Mexico	State Program	6	N/A	06-30-13
New York	NELAP	2	10842	04-01-14
North Carolina DENR	State Program	4	269	12-31-13
North Carolina DHHS	State Program	4	13701	07-31-13
Oklahoma	State Program	6	9984	08-31-13
Pennsylvania	NELAP	3	68-00474	06-30-13 *
Puerto Rico	State Program	2	GA00006	01-01-14
South Carolina	State Program	4	98001	06-30-13
Tennessee	State Program	4	TN02961	06-30-13
Texas	NELAP	6	T104704185-08-TX	11-30-13
USDA	Federal		SAV 3-04	04-07-14
Virginia	NELAP	3	460161	06-14-13 *
Washington	State Program	10	C1794	06-10-13
West Virginia	State Program	3	9950C	12-31-13
West Virginia DEP	State Program	3	94	06-30-13
Wisconsin	State Program	5	999819810	08-31-13
Wyoming	State Program	8	8TMS-Q	06-30-13

### Laboratory: TestAmerica Tampa

All certifications held by this laboratory are listed. Not all certifications are applicable to this report.

Authority	Program	EPA Region	Certification ID	Expiration Date
Alabama	State Program	4	40610	06-30-13
Florida	NELAP	4	E84282	06-30-13

\* Expired certification is currently pending renewal and is considered valid.

TestAmerica Savannah



# Certification Summary

Client: Oneida Total Integrated Enterprises LLC  
Project/Site: 35th Avenue Superfund Site

TestAmerica Job ID: 680-89791-4  
SDG: 68089791-4

## Laboratory: TestAmerica Tampa (Continued)

All certifications held by this laboratory are listed. Not all certifications are applicable to this report.

Authority	Program	EPA Region	Certification ID	Expiration Date
Georgia	State Program	4	905	06-30-13
USDA	Federal		P330-11-00177	04-20-14

1

2

3

4

5

6

7

8

9

10

11

12