

REDACTED

Data Validation Checklist Inorganic Analyses

Project: 35TH Avenue Superfund Site
 Laboratory: TestAmerica - Savannah, GA
 Method: SW-846 6010C and 7471B
 Matrix: Soil
 Reviewer: Jane Lindsey
 Concurrence¹: Carol Lovett, Martha Meyers-Lee

Project No: 15268508.20000
 Job ID.: 680-88067-3
 Associated Samples: Refer to Attachment A (Sample Summary)
 Date(s) Collected: 03/05/2013 and 03/06/2013
 Date: 03/26/2013
 Date: 04/02/2013

Review Questions	Yes	No	N/A	Samples (Analytes) Affected/Comments	Flag
1. Were sample preservation requirements met? If pH of aqueous sample >2 and was not adjusted by laboratory prior to analysis, J- flag positive results and R- flag non-detect results.			✓		
2. Were all COC records signed and integrity seals intact, indicating that COC was maintained for all samples?	✓				
3. Were there any problems noted in laboratory data package concerning condition of samples upon receipt?		✓			
4. Do any soil/sediment samples contain more than 50% water? If yes, then results are to be reported on a wet-weight basis.		✓			
5. Have any technical holding times, determined from date of collection to date of analysis, been exceeded? (Hg: ≤28 days, other metals: ≤6 months). If not, then J- flag positive results and R- flag non-detect aqueous results.		✓			
6. Were results for all project-specified target analytes reported?	✓				
7. Were project-specified Reporting Limits achieved for undiluted sample analyses?		✓		The MDL (0.59 mg/Kg) for arsenic is greater than the Resident Soil RSL (0.39 mg/Kg). A RSL does not exist for total chromium; however, the total chromium MDL (0.5 mg/Kg) is greater than the hexavalent chromium Resident Soil RSL (0.29 mg/Kg).	
8. Were method blank (MB) prepared at the appropriate frequency (one per 20 samples, batch, matrix, and level)?	✓				
9. Was a calibration blank (ICB/CCB) analyzed at the beginning, after every 10 th sample, and at the end of each analytical run?	✓				
10. Were target analytes detected in the method and/or calibration blanks?	✓			<ul style="list-style-type: none"> • 6010C, Soil, MB 680-268728/1-A: Silver @ 0.117 mg/kg (RL 0.95, DL 0.091) • Calibration blanks were not evaluated. 	

¹ Independent technical reviewer

Data Validation Checklist (Continued)

Review Questions	Yes	No	N/A	Samples (Analytes) Affected/Comments	Flag
11. Were target analytes reported in equipment/rinsate blanks analyses above the DL?		✓		According to the QAPP, a rinsate blank is to be collected after each decontamination event, which occurs once per week per the client. Rinsate blank 030513-RB-Shovel (680-88065-26) was collected during the week of 03/04/2013. The rinsate blank was analyzed for metals under Test America Job ID 680-88065-2. <ul style="list-style-type: none"> Selenium @ 6.9 µg/L (DL 20, RL 6.4) 	
12. Were contaminants detected in samples below the blank contamination action level? <ul style="list-style-type: none"> If blank result > RL, <ul style="list-style-type: none"> Flag sample results ≤ RL with a U Flag positive sample results > RL and ≤10x blank result , as J+ positive results If blank result ≤RL, <ul style="list-style-type: none"> Flag sample results ≤ RL with a U Flag positive sample results > RL and ≤10x blank result , as J+ positive results 		✓		An evaluation of the effect of blank contamination on soil sample results was based on method and rinsate blank results, and not calibration blank results. A blank contamination action level (BCAL) of 1.17 mg/Kg was developed for silver by multiplying the amount observed in the method blank by a factor of 10. Sample-specific BCALs were developed by multiplying the BCAL by the sample’s dilution factor and dividing by percent solids. Since all silver sample results were less than sample-specific BCALs and reporting limits, results have been U-flagged (refer to Attachment B). Selenium was not detected in any soil sample; therefore, an evaluation of blank contamination is not required.	U
13. Are there negative laboratory blank results with the absolute value ≤RL? If yes, then flag positive and non-detect sample results that are < 10x absolute blank value as J- and UJ, respectively.		✓			
14. Was a field duplicate analyzed?		✓			
15. Was precision deemed acceptable as defined by the project plans?			✓		
16. Were initial and continuing calibration standards analyzed at the lab/project-specified frequency for each instrument? <ul style="list-style-type: none"> 6010C: <ul style="list-style-type: none"> ICAL: Blank and one standard ICV initially, and CCV every 10th sample and at the end of the analytical run Lower Limit of Quantitation Check Sample (CRI) to be 	✓			<ul style="list-style-type: none"> 6010C: 03/15/2013-03/16/2013. One blank and one standard initially for each analytical batch. ICV initially, and CCV every 10 samples and at end of run. CRI after initial calibration blank analysis. 7471B: 03/08/2013 and 03/13/2013-03/14/2013. 6-Point ICAL for each analytical batch. ICV 	

Data Validation Checklist (Continued)

Review Questions	Yes	No	N/A	Samples (Analytes) Affected/Comments	Flag
analyzed after establishing lower laboratory reporting limits and as needed ○ 7471B: <ul style="list-style-type: none"> • ICAL: Blank and five standards • ICV initially, and CCV every 10th sample and at the end of the analytical run 				initially, CCV every 10 samples and at end of run. CRI after initial calibration blank analysis.	
17. Were these results within lab/project specifications? ○ 6010C <ul style="list-style-type: none"> • ICV/CCV (Criteria: 90-110%R): <ul style="list-style-type: none"> ▪ If %R <75, then J- flag positive results and R-flag non-detects ▪ If 75-89%R, then J- flag positive results and UJ flag non-detects ▪ If 111-125%R, then J flag positive results ▪ If >125%R, then J+ flag positive results ▪ If >160%R, then R flag positive results • CRI (Method: 70-130%R, Laboratory: 50-150%R; Project: 50-150%R for Sb, Pb, and Tl, and 70-130%R for all other analytes): <ul style="list-style-type: none"> ▪ If CRI %R <50 (<30% for Sb, Pb, TL), then R flag results ≤ 2x RL and J flag positive results >2x RL ▪ If CRI %R 50-69% (30-49% for Sb, Pb, TL), then J- and UJ flag positive results <2x RL and ND, respectively ▪ If CRI %R >130% and ≤180% (>150%, but ≤200% for Sb, Pb, TL), then J+ flag positive results <2x RL ▪ If CRI %R >180% (>200% for Sb, Pb, TL), then R flag positive results ○ 7471B <ul style="list-style-type: none"> • ICV/CCV (Criteria: 80-120%R): <ul style="list-style-type: none"> ▪ If correlation coefficients <0.995, then J and UJ flag positive and non-detect results. ▪ If %R <65, then J- flag positive results and R-flag non-detects ▪ If 65-79%R, then J- flag positive results and UJ flag non-detects ▪ If 121-135%R, then J flag positive results ▪ If >135%R, then J+ flag positive results ▪ If >170%R, then R flag positive results • CRI (Method: Not required, Laboratory: 50-150%R, Project: 70-130%R): <ul style="list-style-type: none"> ▪ If CRI %R <50, then R flag results ≤ 2x RL and J flag positive results >2x RL ▪ If CRI %R 50-69%, then J- and UJ flag positive results 	✓			Mercury correlation coefficient: <ul style="list-style-type: none"> • ICAL of 03/08/2013 is 0.9996788 (page 265) • ICAL of 03/13/2013 is 0.9991984 (page 269) 	

Data Validation Checklist (Continued)

Review Questions	Yes	No	N/A	Samples (Analytes) Affected/Comments	Flag
<p><2x RL and ND, respectively</p> <ul style="list-style-type: none"> ▪ If CRI %R >130% and ≤180%, then J+ flag positive results <2x RL ▪ If CRI %R >180%, then R flag positive result 					
18. Was the interference check sample (ICS) analyzed at the beginning of each ICP analytical run?	✓				
19. Are ICS recoveries within 80-120% of the true value? If not, qualify data as follows when native Al, Fe, Ca, and Mg sample concentrations are equal to or greater than the ICS spiking level: <ul style="list-style-type: none"> ○ If >120%R (or >>true value plus 2x CRQL), J+ flag positive results ○ If 50-79%R (or less than true value – 2x the CRQL), J- flag positive results and UJ flag non-detects ○ If <50%R, J- flag positive results and R-flag non-detects 	✓				
20. Was a LCS analyzed for each preparation batch (one per 20 samples per matrix and level)?	✓				
21. Did LCS recoveries meet method/laboratory/project (80-120%R) specifications? <ul style="list-style-type: none"> ○ Soil: <ul style="list-style-type: none"> • LCS result > Upper control limit (UCL): J+ flag positive results • LCS result < Lower control limit (LCL): J- flag positive results and UJ flag non-detects ○ Aqueous: <ul style="list-style-type: none"> • If <50%R, then J- and R flag positive and ND results, respectively • If 50-LCL%R, J- and UJ flag positive and ND results, respectively • >UCL: J+ Flag positive results • >150%R: R Flag results 	✓				
22. Was the RPD between LCS and LCSD results within method/laboratory /project control limits (≤20%RPD)? If not, J and UJ flag positive and non-detect results, respectively			✓	LCS only	
23. Was a Matrix Spike (MS) and Matrix Spike Duplicate (MSD) analyzed once per preparation batch?		✓			
24. Is the MS and MSD parent sample a project-specific sample?	✓			<ul style="list-style-type: none"> • 6010C, Prep Batch 268728: 680-88067-2 (CV0552B-CS-SP), MS/MSD • 7471B: <ul style="list-style-type: none"> ○ Prep Batch 268597: 680-88067-2 (CV0552B- 	

Data Validation Checklist (Continued)

Review Questions	Yes	No	N/A	Samples (Analytes) Affected/Comments	Flag
				CS-SP), MS/MSD ○ Prep Batch 268869: The Metals Batch Worksheet included in the lab deliverable was incomplete. According to the Metals Batch Worksheet included in the lab deliverable for Job ID 680-88118-3, sample 680-88118-11 (CV0684B-CS-SP) was selected by TestAmerica for a MS/MSD analysis.	
25. Was a post-digestion spike (PDS) analysis conducted when MS and/or MSD results did not meet control limits (Note: PDS is not required for silver)?		✓		6010C: 680-88065-5 (Batch sample) A PDS analysis was not conducted on 680-88067-2 (CV0552B-CS-SP) even though MS/MSD results did not meet control limits.	
26. For all analytes with sample concentration < 4 x spike concentration, are spike recoveries within method (6010C: 75-125%R MS/MSD and 80-120%R PDS; 7471B: 80-120%R MS/MSD and PDS not required), laboratory (MS, MSD, and PDS: 75-125%R), and project (as noted below) specifications? <i>Only QC results for project samples that are reported under this Job ID are evaluated.</i> If not, ○ 6010C: <ul style="list-style-type: none"> • If MS %R <30 and PDS %R <75, then J- and R Flag positive and ND results, respectively • If MS %R <30 and PDS %R >75, then J flag positive and UJ flag non-detect results • If MS and MSD %R 30-74 and PDS%R <75, then J- flag positive and UJ flag non-detect results • If MS and MSD %R 30-74 and PDS%R ≥75, then J flag positive and UJ flag non-detect results • If MS, MSD, and PDS %R >125, J+ flag positive results • If MS and MSD %R >125 and PDS %R ≤125, then J flag positive results • If MS and MSD %R <30 and no PDS, then J- flag positive and R-flag non-detect results • If MS and MSD %R 30-74 and no PDS, then J- and UJ flag positive and non-detect results, respectively • If MS and MSD %R >125 and no PDS, then J+ flag positive results ○ 7471B: <ul style="list-style-type: none"> • If MS %R <30, then J- and R Flag positive and ND results, 		✓		CV0552B-CS-SP (680-88067-2): <ul style="list-style-type: none"> • Arsenic MS and MSD @ 148 and 137%R, respectively (75-125). No PDS. J+ flag sample result. • Barium MS and MSD @ -1183 and -951%R, respectively (75-125). The native sample concentration is greater than 4x the MS/MSD spiking level; therefore, an evaluation of interference is not possible. • Chromium MS @ 137%R (75-125). Qualification of data is not necessary, because MSD R% (102) is within specifications. • Lead MS and MSD @ -369 and -243%R, respectively (75-125). The native sample concentration is greater than 4x the MS/MSD spiking level; therefore, an evaluation of interference is not possible. • Mercury MS and MSD @ 2 and 49%R, respectively (80-120). J- Flag sample result. 	J+, J-

Data Validation Checklist (Continued)

Review Questions	Yes	No	N/A	Samples (Analytes) Affected/Comments	Flag
respectively • If MS and MSD %R 30-74, then J- flag positive and UJ flag non-detect results • If MS and MSD %R >125, then J+ flag positive results					
27. Were laboratory/project ($\leq 20\%$ RPD) criteria met for precision during the MS and MSD analysis? <i>Only QC results for project samples that are reported under this Job ID are evaluated.</i> ○ If RPD >20%, J and UJ flag positive and non-detect results.	✓				
28. Was a serial dilution conducted for 6010C?	✓				
29. Is the serial dilution parent sample a project-specific sample?	✓			6010C: Batch sample (680-88065-5)	
30. Is the percent difference between the serially diluted result and undiluted result less 10% (for those analytes with native concentrations greater than 50x the DL)? <i>Only QC results for project samples that are reported under this Job ID are evaluated.</i> ○ If %D >10, J and UJ flag positive and non-detect results, respectively.			✓		
31. Was a laboratory duplicate analyzed?		✓			
32. Was the lab duplicate analysis conducted on a project-specific sample?			✓		
33. Were criteria for laboratory/project precision met? <i>Only QC results for project samples that are reported under this Job ID are evaluated.</i> ○ If RPD values >20% (35% for soil/sediment) or absolute difference > RL (2x RL for soil/sediment), then J and UJ flag positive and non-detect results, respectively			✓		
34. Were lab comments included in report? If yes, summarize contents or attach a copy of the narrative.	✓			Refer to Attachment C (Case Narrative)	
<p>Comments: The data validation was conducted in accordance with the <i>Non-Industrial Use Property Sampling Event QAPP for the 35th Avenue Removal Site, Birmingham, Alabama, Revision 1</i> (OTIE, October 2012). The data review process was modeled after the <i>USEPA Contract Laboratory Program (CLP) National Functional Guidelines (NFG) for Inorganic Data Review</i> (EPA 540-R-04-004, October 2004). Sample results have been qualified based on the results of the data review process (Attachment D). Criteria for acceptability of data were based upon available site information, analytical method requirements, guidance documents, and professional judgment</p>					

Data Validation Checklist (Continued)

DV Flag Definitions:

- J- The result is an estimated quantity, but the result may be biased low.
- J The result is an estimated quantity. The associated numerical value is the approximate concentration of the analyte in the sample.
- J+ The result is an estimated quantity, but the result may be biased high.
- R The data are unusable. The sample results are rejected due to serious deficiencies in meeting Quality Control (QC) criteria. The analyte may or may not be present in the sample.
- U The analyte was analyzed for, but was not detected above the associated level; blank contamination may exist.
- UJ The analyte was analyzed for, but was not detected. The reported limit is approximate and may be inaccurate or imprecise.

ATTACHMENT A
SAMPLE SUMMARY

Sample Summary

Client: Oneida Total Integrated Enterprises LLC
Project/Site: 35th Avenue Superfund Site

TestAmerica Job ID: 680-88067-3
SDG: 68088067-3

Lab Sample ID	Client Sample ID	Matrix	Collected	Received
680-88067-2	CV0552B-CS-SP	Solid	03/05/13 10:10	03/07/13 09:44
680-88067-18	CV0388B-CS	Solid	03/05/13 10:20	03/07/13 09:44
680-88067-20	CV0341B-CS-SP	Solid	03/05/13 13:15	03/07/13 09:44
680-88067-33	CV0552B-CS-SP (sieve)	Solid	03/05/13 10:10	03/07/13 09:44
680-88067-34	CV0388B-CS (sieve)	Solid	03/05/13 10:20	03/07/13 09:44
680-88067-35	CV0341B-CS-SP (sieve)	Solid	03/06/13 13:15	03/07/13 09:44

ATTACHMENT B

SAMPLE-SPECIFIC BLANK CONTAMINATION ACTION LEVELS

Sample-Specific Blank Contamination Action Levels

6010C:

Analyte	RL, mg/kg	MB 680- 268728/1-A, mg/kg	Amount Detected ¹ , mg/kg	Action Level ² , mg/kg	CV0552B-CS-SP	CV0388B-CS	CV0341B-CS-SP	CV0552B-CS-SP (sieve)	CV0341B-CS-SP (sieve)	
					680-88067-2	680-88067-18	680-88067-20	680-88067-33	680-88067-35	
					%S:	69.8	68.2	65.3	89.7	74.4
					DF:	1	1	1	1	1
Sample-Specific Blank Contamination Action Levels, mg/Kg										
Silver (Ag)	0.95	0.117	0.117	1.17	1.676	1.716	1.792	1.304	1.573	
Reported Sample Result:					0.20	0.17	0.68	0.28	0.76	
Reporting Limit, mg/Kg:					1.4	1.4	1.3	1.1	1.2	
Blank Contamination Action:					U	U	U	U	U	

Rinsate blank results reported in micrograms per liter (µg/L). Laboratory blank results

¹ Maximum amount detected in among all blanks

² Maximum amount detected in blanks multiplied by a factor of 10

³ Qualification of data is not warranted, because the sample concentration is greater than the sample-specific BCAL

Blank Contamination Actions:

- o If blank result > RL,
 - Flag sample results ≤ RL with a U
 - Flag positive sample results > RL and ≤10x blank result , as J+ positive results
- o If blank result ≤RL,
 - Flag sample results ≤ RL with a U
 - Flag positive sample results > RL and ≤10x blank result , as J+ positive results

ATTACHMENT C

CASE NARRATIVE

Case Narrative

Client: Oneida Total Integrated Enterprises LLC
Project/Site: 35th Avenue Superfund Site

TestAmerica Job ID: 680-88067-3
SDG: 68088067-3

Job ID: 680-88067-3

Laboratory: TestAmerica Savannah

Narrative

CASE NARRATIVE

Client: Oneida Total Integrated Enterprises LLC

Project: 35th Avenue Superfund Site

Report Number: 680-88067-3

With the exceptions noted as flags or footnotes, standard analytical protocols were followed in the analysis of the samples and no problems were encountered or anomalies observed. In addition all laboratory quality control samples were within established control limits, with any exceptions noted below. Each sample was analyzed to achieve the lowest possible reporting limit within the constraints of the method. In some cases, due to interference or analytes present at high concentrations, samples were diluted. For diluted samples, the reporting limits are adjusted relative to the dilution required.

Calculations are performed before rounding to avoid round-off errors in calculated results.

All holding times were met and proper preservation noted for the methods performed on these samples, unless otherwise detailed in the individual sections below.

RECEIPT

The samples were received on 03/07/2013; the samples arrived in good condition, properly preserved and on ice. The temperature of the coolers at receipt was 2.8 C.

METALS (ICP)

Samples CV0552B-CS-SP (680-88067-2), CV0388B-CS (680-88067-18), CV0341B-CS-SP (680-88067-20), CV0552B-CS-SP (sieve) (680-88067-33), CV0388B-CS (sieve) (680-88067-34) and CV0341B-CS-SP (sieve) (680-88067-35) were analyzed for Metals (ICP) in accordance with EPA SW-846 Method 6010C. The samples were prepared on 03/08/2013 and analyzed on 03/15/2013.

Sample CV0388B-CS (sieve) (680-88067-34)[5X] required dilution prior to analysis. The reporting limits have been adjusted accordingly.

Silver was detected in method blank MB 680-268728/1-A at a level that was above the method detection limit but below the reporting limit. The value should be considered an estimate, and has been flagged "J". If the associated sample reported a result above the MDL and/or RL, the result has been "B" flagged. Refer to the QC report for details.

The post digestion spike % recovery for lead associated with batch 680-268728 was outside of control limits.

Several analytes recovered outside the recovery criteria for the MS/MSD of sample CV0552B-CS-SP (680-88067-2) in batch 680-269621.

No other difficulties were encountered during the metals analyses.

All other quality control parameters were within the acceptance limits.

TOTAL MERCURY

Samples CV0552B-CS-SP (680-88067-2), CV0388B-CS (680-88067-18), CV0341B-CS-SP (680-88067-20), CV0552B-CS-SP (sieve) (680-88067-33), CV0388B-CS (sieve) (680-88067-34) and CV0341B-CS-SP (sieve) (680-88067-35) were analyzed for total mercury in accordance with EPA SW-846 Method 7471B. The samples were prepared on 03/07/2013 and 03/11/2013 and analyzed on 03/08/2013, 03/13/2013 and 03/14/2013.

Sample CV0388B-CS (sieve) (680-88067-34)[5X] required dilution prior to analysis. The reporting limits have been adjusted accordingly.

Mercury recovered outside the recovery criteria for the MS/MSD of sample CV0552B-CS-SP (680-88067-2) in batch 680-268913.

The presence of the '4' qualifier in the data indicates analytes where the concentration in the unspiked sample exceeded four times the

Case Narrative

Client: Oneida Total Integrated Enterprises LLC
Project/Site: 35th Avenue Superfund Site

TestAmerica Job ID: 680-88067-3
SDG: 68088067-3

Job ID: 680-88067-3 (Continued)

Laboratory: TestAmerica Savannah (Continued)

spiking amount.

No other difficulties were encountered during the mercury analyses.

All other quality control parameters were within the acceptance limits.

1

2

3

4

5

6

7

8

9

10

11

12

ATTACHMENT D
QUALIFIED SAMPLE RESULTS

Client Sample Results

Client: Oneida Total Integrated Enterprises LLC
 Project/Site: 35th Avenue Superfund Site

TestAmerica Job ID: 680-88067-3
 SDG: 68088067-3

Client Sample ID: CV0552B-CS-SP

Lab Sample ID: 680-88067-2

Date Collected: 03/05/13 10:10

Matrix: Solid

Date Received: 03/07/13 09:44

Percent Solids: 69.8

Method: 6010C - Metals (ICP)

Analyte	Result	Qualifier	RL	MDL	Unit	D	Prepared	Analyzed	Dil Fac
Arsenic	16	J+	2.9	0.84	mg/Kg	☐	03/08/13 13:56	03/15/13 15:03	1
Barium	560		1.4	0.43	mg/Kg	☐	03/08/13 13:56	03/15/13 15:03	1
Cadmium	2.8		0.72	0.14	mg/Kg	☐	03/08/13 13:56	03/15/13 15:03	1
Chromium	40		1.4	0.72	mg/Kg	☐	03/08/13 13:56	03/15/13 15:03	1
Lead	360		1.4	0.76	mg/Kg	☐	03/08/13 13:56	03/15/13 15:03	1
Selenium	3.6	U	3.6	1.4	mg/Kg	☐	03/08/13 13:56	03/15/13 15:03	1
Silver	0.20	JBU	1.4	0.14	mg/Kg	☐	03/08/13 13:56	03/15/13 15:03	1

Method: 7471B - Mercury in Solid or Semisolid Waste (Manual Cold Vapor Technique)

Analyte	Result	Qualifier	RL	MDL	Unit	D	Prepared	Analyzed	Dil Fac
Mercury	0.30	J-	0.026	0.011	mg/Kg	☐	03/07/13 16:02	03/08/13 17:43	1

Client Sample ID: CV0388B-CS

Lab Sample ID: 680-88067-18

Date Collected: 03/05/13 10:20

Matrix: Solid

Date Received: 03/07/13 09:44

Percent Solids: 68.2

Method: 6010C - Metals (ICP)

Analyte	Result	Qualifier	RL	MDL	Unit	D	Prepared	Analyzed	Dil Fac
Arsenic	41		2.8	0.82	mg/Kg	☐	03/08/13 13:56	03/15/13 15:19	1
Barium	440		1.4	0.41	mg/Kg	☐	03/08/13 13:56	03/15/13 15:19	1
Cadmium	3.3		0.69	0.14	mg/Kg	☐	03/08/13 13:56	03/15/13 15:19	1
Chromium	51		1.4	0.69	mg/Kg	☐	03/08/13 13:56	03/15/13 15:19	1
Lead	340		1.4	0.73	mg/Kg	☐	03/08/13 13:56	03/15/13 15:19	1
Selenium	3.5	U	3.5	1.4	mg/Kg	☐	03/08/13 13:56	03/15/13 15:19	1
Silver	0.17	JBU	1.4	0.13	mg/Kg	☐	03/08/13 13:56	03/15/13 15:19	1

Method: 7471B - Mercury in Solid or Semisolid Waste (Manual Cold Vapor Technique)

Analyte	Result	Qualifier	RL	MDL	Unit	D	Prepared	Analyzed	Dil Fac
Mercury	0.43		0.025	0.010	mg/Kg	☐	03/07/13 16:02	03/08/13 18:03	1

Client Sample ID: CV0341B-CS-SP

Lab Sample ID: 680-88067-20

Date Collected: 03/05/13 13:15

Matrix: Solid

Date Received: 03/07/13 09:44

Percent Solids: 65.3

Method: 6010C - Metals (ICP)

Analyte	Result	Qualifier	RL	MDL	Unit	D	Prepared	Analyzed	Dil Fac
Arsenic	32		2.7	0.79	mg/Kg	☐	03/08/13 13:56	03/15/13 15:25	1
Barium	510		1.3	0.40	mg/Kg	☐	03/08/13 13:56	03/15/13 15:25	1
Cadmium	3.5		0.67	0.13	mg/Kg	☐	03/08/13 13:56	03/15/13 15:25	1
Chromium	52		1.3	0.67	mg/Kg	☐	03/08/13 13:56	03/15/13 15:25	1
Lead	570		1.3	0.71	mg/Kg	☐	03/08/13 13:56	03/15/13 15:25	1
Selenium	3.4	U	3.4	1.3	mg/Kg	☐	03/08/13 13:56	03/15/13 15:25	1
Silver	0.68	JBU	1.3	0.13	mg/Kg	☐	03/08/13 13:56	03/15/13 15:25	1

Method: 7471B - Mercury in Solid or Semisolid Waste (Manual Cold Vapor Technique)

Analyte	Result	Qualifier	RL	MDL	Unit	D	Prepared	Analyzed	Dil Fac
Mercury	0.34		0.028	0.011	mg/Kg	☐	03/07/13 16:02	03/08/13 18:06	1

TestAmerica Savannah

Sample results have been qualified by URS in accordance with the Non-Industrial Use Property Sampling Event QAPP for the 35th Avenue Removal Site, Birmingham, Alabama, Revision 1 (OTIE, October 2012)

Client Sample Results

Client: Oneida Total Integrated Enterprises LLC
 Project/Site: 35th Avenue Superfund Site

TestAmerica Job ID: 680-88067-3
 SDG: 68088067-3

Client Sample ID: CV0552B-CS-SP (sieve)

Lab Sample ID: 680-88067-33

Date Collected: 03/05/13 10:10

Matrix: Solid

Date Received: 03/07/13 09:44

Percent Solids: 89.7

Method: 6010C - Metals (ICP)

Analyte	Result	Qualifier	RL	MDL	Unit	D	Prepared	Analyzed	Dil Fac
Arsenic	20		2.2	0.64	mg/Kg	☐	03/08/13 13:56	03/15/13 15:30	1
Barium	500		1.1	0.32	mg/Kg	☐	03/08/13 13:56	03/15/13 15:30	1
Cadmium	2.5		0.54	0.11	mg/Kg	☐	03/08/13 13:56	03/15/13 15:30	1
Chromium	73		1.1	0.54	mg/Kg	☐	03/08/13 13:56	03/15/13 15:30	1
Lead	570		1.1	0.57	mg/Kg	☐	03/08/13 13:56	03/15/13 15:30	1
Selenium	2.7	U	2.7	1.1	mg/Kg	☐	03/08/13 13:56	03/15/13 15:30	1
Silver	0.28	U	1.1	0.10	mg/Kg	☐	03/08/13 13:56	03/15/13 15:30	1

Method: 7471B - Mercury in Solid or Semisolid Waste (Manual Cold Vapor Technique)

Analyte	Result	Qualifier	RL	MDL	Unit	D	Prepared	Analyzed	Dil Fac
Mercury	0.14		0.021	0.0086	mg/Kg	☐	03/11/13 10:09	03/13/13 16:20	1

Client Sample ID: CV0388B-CS (sieve)

Lab Sample ID: 680-88067-34

Date Collected: 03/05/13 10:20

Matrix: Solid

Date Received: 03/07/13 09:44

Percent Solids: 83.8

Method: 6010C - Metals (ICP)

Analyte	Result	Qualifier	RL	MDL	Unit	D	Prepared	Analyzed	Dil Fac
Arsenic	36		2.3	0.68	mg/Kg	☐	03/08/13 13:56	03/15/13 15:35	1
Barium	460		1.2	0.35	mg/Kg	☐	03/08/13 13:56	03/15/13 15:35	1
Cadmium	4.3		0.58	0.12	mg/Kg	☐	03/08/13 13:56	03/15/13 15:35	1
Chromium	58		5.8	2.9	mg/Kg	☐	03/08/13 13:56	03/15/13 15:41	5
Lead	490		5.8	3.1	mg/Kg	☐	03/08/13 13:56	03/15/13 15:41	5
Selenium	14	U	14	5.8	mg/Kg	☐	03/08/13 13:56	03/15/13 15:41	5
Silver	5.8	U	5.8	0.56	mg/Kg	☐	03/08/13 13:56	03/15/13 15:41	5

Method: 7471B - Mercury in Solid or Semisolid Waste (Manual Cold Vapor Technique)

Analyte	Result	Qualifier	RL	MDL	Unit	D	Prepared	Analyzed	Dil Fac
Mercury	0.53		0.10	0.041	mg/Kg	☐	03/11/13 10:09	03/14/13 09:46	5

Client Sample ID: CV0341B-CS-SP (sieve)

Lab Sample ID: 680-88067-35

Date Collected: 03/06/13 13:15

Matrix: Solid

Date Received: 03/07/13 09:44

Percent Solids: 74.4

Method: 6010C - Metals (ICP)

Analyte	Result	Qualifier	RL	MDL	Unit	D	Prepared	Analyzed	Dil Fac
Arsenic	30		2.4	0.72	mg/Kg	☐	03/08/13 13:56	03/15/13 15:46	1
Barium	510		1.2	0.37	mg/Kg	☐	03/08/13 13:56	03/15/13 15:46	1
Cadmium	4.1		0.61	0.12	mg/Kg	☐	03/08/13 13:56	03/15/13 15:46	1
Chromium	62		1.2	0.61	mg/Kg	☐	03/08/13 13:56	03/15/13 15:46	1
Lead	440		1.2	0.65	mg/Kg	☐	03/08/13 13:56	03/15/13 15:46	1
Selenium	3.1	U	3.1	1.2	mg/Kg	☐	03/08/13 13:56	03/15/13 15:46	1
Silver	0.76	U	1.2	0.12	mg/Kg	☐	03/08/13 13:56	03/15/13 15:46	1

Method: 7471B - Mercury in Solid or Semisolid Waste (Manual Cold Vapor Technique)

Analyte	Result	Qualifier	RL	MDL	Unit	D	Prepared	Analyzed	Dil Fac
Mercury	0.30		0.025	0.010	mg/Kg	☐	03/11/13 10:09	03/13/13 16:30	1

TestAmerica Savannah

Sample results have been qualified by URS in accordance with the Non-Industrial Use Property Sampling Event QAPP for the 35th Avenue Removal Site, Birmingham, Alabama, Revision 1 (OTIE, October 2012)

ANALYTICAL REPORT

Job Number: 680-88067-3

SDG Number: 68088067-3

Job Description: 35th Avenue Superfund Site

For:

Oneida Total Integrated Enterprises LLC

1220 Kennestone Circle

Suite 106

Marietta, GA 30060

Attention: Ms. Limari F Krebs



Approved for release.
Bernard Kirkland
Project Manager I
3/18/2013 11:23 AM

Designee for

Lisa Harvey

Project Manager II

lisa.harvey@testamericainc.com

03/18/2013

The test results in this report meet NELAP requirements for parameters for which accreditation is required or available. Any exceptions to the NELAP requirements are noted. Results pertain only to samples listed in this report. This report may not be reproduced, except in full, without the written approval of the laboratory. Questions should be directed to the person who signed this report.

Savannah Certifications and ID #: A2LA: 0399.01; AL: 41450; ARDEQ: 88-0692; ARDOH; AZ: AZ0741; CA: 03217CA; CO; CT: PH0161; DE; FL: E87052; GA: 803; Guam; HI; IL: 200022; IN: C-GA-02; IA: 353; KS: E-10322; KY EPPC: 90084; KY UST; LA DEQ: 30690; LA DHH: LA080008; ME: 2008022; MD: 250; MA: M-GA006; MI: 9925; MS; NFESC: 249; NV: GA00006; NJ: GA769; NM; NY: 10842; NC DWQ: 269; NC DHHS: 13701; PA: 68-00474; PR: GA00006; RI: LAO00244; SC: 98001001; TN: TN0296; TX: T104704185; USEPA: GA00006; VT: VT-87052; VA: 00302; WA; WV DEP: 094; WV DHHR: 9950 C; WI DNR: 999819810; WY/EPAR8: 8TMS-Q

TestAmerica Laboratories, Inc.

TestAmerica Savannah 5102 LaRoche Avenue, Savannah, GA 31404

Tel (912) 354-7858 Fax (912) 352-0165 www.testamericainc.com



Table of Contents

Cover Title Page	1
Data Summaries	4
Report Narrative	4
Sample Summary	5
Method Summary	6
Method / Analyst Summary	7
Data Qualifiers	8
QC Association Summary	9
Inorganic Sample Data	11
Metals Data	11
Met Cover Page	12
Met Sample Data	13
Met QC Data	19
Met ICV/CCV	19
Met CRQL	26
Met Blanks	28
Met ICSA/ICSAB	37
Met MS/MSD/PDS	39
Met LCS/LCSD	42
Met Serial Dilution	45
Met MDL	46
Met IECF	50
Met Preparation Log	52
Met Analysis Run Log	55
Met Raw Data	69
Met Prep Data	274

Table of Contents

Shipping and Receiving Documents	284
Client Chain of Custody	284

CASE NARRATIVE

Client: Oneida Total Integrated Enterprises LLC

Project: 35th Avenue Superfund Site

Report Number: 680-88067-3

With the exceptions noted as flags or footnotes, standard analytical protocols were followed in the analysis of the samples and no problems were encountered or anomalies observed. In addition all laboratory quality control samples were within established control limits, with any exceptions noted below. Each sample was analyzed to achieve the lowest possible reporting limit within the constraints of the method. In some cases, due to interference or analytes present at high concentrations, samples were diluted. For diluted samples, the reporting limits are adjusted relative to the dilution required.

Calculations are performed before rounding to avoid round-off errors in calculated results.

All holding times were met and proper preservation noted for the methods performed on these samples, unless otherwise detailed in the individual sections below.

RECEIPT

The samples were received on 03/07/2013; the samples arrived in good condition, properly preserved and on ice. The temperature of the coolers at receipt was 2.8 C.

METALS (ICP)

Samples CV0552B-CS-SP (680-88067-2), CV0388B-CS (680-88067-18), CV0341B-CS-SP (680-88067-20), CV0552B-CS-SP (sieve) (680-88067-33), CV0388B-CS (sieve) (680-88067-34) and CV0341B-CS-SP (sieve) (680-88067-35) were analyzed for Metals (ICP) in accordance with EPA SW-846 Method 6010C. The samples were prepared on 03/08/2013 and analyzed on 03/15/2013.

Sample CV0388B-CS (sieve) (680-88067-34)[5X] required dilution prior to analysis. The reporting limits have been adjusted accordingly.

Silver was detected in method blank MB 680-268728/1-A at a level that was above the method detection limit but below the reporting limit. The value should be considered an estimate, and has been flagged "J". If the associated sample reported a result above the MDL and/or RL, the result has been "B" flagged. Refer to the QC report for details.

The post digestion spike % recovery for lead associated with batch 680-268728 was outside of control limits.

Several analytes recovered outside the recovery criteria for the MS/MSD of sample CV0552B-CS-SP (680-88067-2) in batch 680-269621.

No other difficulties were encountered during the metals analyses.

All other quality control parameters were within the acceptance limits.

TOTAL MERCURY

Samples CV0552B-CS-SP (680-88067-2), CV0388B-CS (680-88067-18), CV0341B-CS-SP (680-88067-20), CV0552B-CS-SP (sieve) (680-88067-33), CV0388B-CS (sieve) (680-88067-34) and CV0341B-CS-SP (sieve) (680-88067-35) were analyzed for total mercury in accordance with EPA SW-846 Method 7471B. The samples were prepared on 03/07/2013 and 03/11/2013 and analyzed on 03/08/2013, 03/13/2013 and 03/14/2013.

Sample CV0388B-CS (sieve) (680-88067-34)[5X] required dilution prior to analysis. The reporting limits have been adjusted accordingly.

Mercury recovered outside the recovery criteria for the MS/MSD of sample CV0552B-CS-SP (680-88067-2) in batch 680-268913.

The presence of the '4' qualifier in the data indicates analytes where the concentration in the unspiked sample exceeded four times the spiking amount.

No other difficulties were encountered during the mercury analyses.

All other quality control parameters were within the acceptance limits.

SAMPLE SUMMARY

Client: Oneida Total Integrated Enterprises LLC

Job Number: 680-88067-3
Sdg Number: 68088067-3

Lab Sample ID	Client Sample ID	Client Matrix	Date/Time Sampled	Date/Time Received
680-88067-2	CV0552B-CS-SP	Solid	03/05/2013 1010	03/07/2013 0944
680-88067-2MS	CV0552B-CS-SP	Solid	03/05/2013 1010	03/07/2013 0944
680-88067-2MSD	CV0552B-CS-SP	Solid	03/05/2013 1010	03/07/2013 0944
680-88067-18	CV0388B-CS	Solid	03/05/2013 1020	03/07/2013 0944
680-88067-20	CV0341B-CS-SP	Solid	03/05/2013 1315	03/07/2013 0944
680-88067-33	CV0552B-CS-SP (sieve)	Solid	03/05/2013 1010	03/07/2013 0944
680-88067-34	CV0388B-CS (sieve)	Solid	03/05/2013 1020	03/07/2013 0944
680-88067-35	CV0341B-CS-SP (sieve)	Solid	03/06/2013 1315	03/07/2013 0944

METHOD SUMMARY

Client: Oneida Total Integrated Enterprises LLC

Job Number: 680-88067-3

Sdg Number: 68088067-3

Description	Lab Location	Method	Preparation Method
Matrix: Solid			
Metals (ICP)	TAL SAV	SW846 6010C	
Preparation, Metals	TAL SAV		SW846 3050B
Mercury in Solid or Semisolid Waste (Manual Cold Vapor Technique)	TAL SAV	SW846 7471B	
Preparation, Mercury	TAL SAV		SW846 7471B
Percent Moisture	TAL SAV	EPA Moisture	
Percent Moisture	TAL TAM	EPA Moisture	

Lab References:

TAL SAV = TestAmerica Savannah

TAL TAM = TestAmerica Tampa

Method References:

EPA = US Environmental Protection Agency

SW846 = "Test Methods For Evaluating Solid Waste, Physical/Chemical Methods", Third Edition, November 1986 And Its Updates.

METHOD / ANALYST SUMMARY

Client: Oneida Total Integrated Enterprises LLC

Job Number: 680-88067-3

Sdg Number: 68088067-3

Method	Analyst	Analyst ID
SW846 6010C	Bland, Brian	BCB
SW846 7471B	Bland, Brian	BCB
EPA Moisture	Galio, Andrew	AG
EPA Moisture	Swafford, Frances	FS

DATA REPORTING QUALIFIERS

Client: Oneida Total Integrated Enterprises LLC

Job Number: 680-88067-3

Sdg Number: 68088067-3

Lab Section	Qualifier	Description
Metals		
	B	Compound was found in the blank and sample.
	U	Indicates the analyte was analyzed for but not detected.
	F	MS or MSD exceeds the control limits
	4	MS, MSD: The analyte present in the original sample is 4 times greater than the matrix spike concentration; therefore, control limits are not applicable.
	W	PS: Post-digestion spike was outside control limits
	J	Result is less than the RL but greater than or equal to the MDL and the concentration is an approximate value.

Quality Control Results

Client: Oneida Total Integrated Enterprises LLC

Job Number: 680-88067-3

Sdg Number: 68088067-3

QC Association Summary

Lab Sample ID	Client Sample ID	Report		Method	Prep Batch
		Basis	Client Matrix		
Metals					
Prep Batch: 680-268597					
LCS 680-268597/2-A	Lab Control Sample	T	Solid	7471B	
MB 680-268597/1-A	Method Blank	T	Solid	7471B	
680-88067-2	CV0552B-CS-SP	T	Solid	7471B	
680-88067-2MS	Matrix Spike	T	Solid	7471B	
680-88067-2MSD	Matrix Spike Duplicate	T	Solid	7471B	
680-88067-18	CV0388B-CS	T	Solid	7471B	
680-88067-20	CV0341B-CS-SP	T	Solid	7471B	
Prep Batch: 680-268728					
LCS 680-268728/2-A	Lab Control Sample	T	Solid	3050B	
MB 680-268728/1-A	Method Blank	T	Solid	3050B	
680-88067-2	CV0552B-CS-SP	T	Solid	3050B	
680-88067-2MS	Matrix Spike	T	Solid	3050B	
680-88067-2MSD	Matrix Spike Duplicate	T	Solid	3050B	
680-88067-18	CV0388B-CS	T	Solid	3050B	
680-88067-20	CV0341B-CS-SP	T	Solid	3050B	
680-88067-33	CV0552B-CS-SP (sieve)	T	Solid	3050B	
680-88067-34	CV0388B-CS (sieve)	T	Solid	3050B	
680-88067-35	CV0341B-CS-SP (sieve)	T	Solid	3050B	
Prep Batch: 680-268869					
LCS 680-268869/2-A	Lab Control Sample	T	Solid	7471B	
MB 680-268869/1-A	Method Blank	T	Solid	7471B	
680-88067-33	CV0552B-CS-SP (sieve)	T	Solid	7471B	
680-88067-34	CV0388B-CS (sieve)	T	Solid	7471B	
680-88067-35	CV0341B-CS-SP (sieve)	T	Solid	7471B	
Analysis Batch:680-268913					
LCS 680-268597/2-A	Lab Control Sample	T	Solid	7471B	680-268597
MB 680-268597/1-A	Method Blank	T	Solid	7471B	680-268597
680-88067-2	CV0552B-CS-SP	T	Solid	7471B	680-268597
680-88067-2MS	Matrix Spike	T	Solid	7471B	680-268597
680-88067-2MSD	Matrix Spike Duplicate	T	Solid	7471B	680-268597
680-88067-18	CV0388B-CS	T	Solid	7471B	680-268597
680-88067-20	CV0341B-CS-SP	T	Solid	7471B	680-268597
Analysis Batch:680-269401					
LCS 680-268869/2-A	Lab Control Sample	T	Solid	7471B	680-268869
MB 680-268869/1-A	Method Blank	T	Solid	7471B	680-268869
680-88067-33	CV0552B-CS-SP (sieve)	T	Solid	7471B	680-268869
680-88067-34	CV0388B-CS (sieve)	T	Solid	7471B	680-268869
680-88067-35	CV0341B-CS-SP (sieve)	T	Solid	7471B	680-268869

Quality Control Results

Client: Oneida Total Integrated Enterprises LLC

Job Number: 680-88067-3

Sdg Number: 68088067-3

QC Association Summary

Lab Sample ID	Client Sample ID	Report		Method	Prep Batch
		Basis	Client Matrix		
Metals					
Analysis Batch:680-269621					
LCS 680-268728/2-A	Lab Control Sample	T	Solid	6010C	680-268728
MB 680-268728/1-A	Method Blank	T	Solid	6010C	680-268728
680-88067-2	CV0552B-CS-SP	T	Solid	6010C	680-268728
680-88067-2MS	Matrix Spike	T	Solid	6010C	680-268728
680-88067-2MSD	Matrix Spike Duplicate	T	Solid	6010C	680-268728
680-88067-18	CV0388B-CS	T	Solid	6010C	680-268728
680-88067-20	CV0341B-CS-SP	T	Solid	6010C	680-268728
680-88067-33	CV0552B-CS-SP (sieve)	T	Solid	6010C	680-268728
680-88067-34	CV0388B-CS (sieve)	T	Solid	6010C	680-268728
680-88067-35	CV0341B-CS-SP (sieve)	T	Solid	6010C	680-268728

Report Basis

T = Total

General Chemistry

Analysis Batch:660-135227					
MB 660-135227/1	Method Blank	T	Solid	Moisture	
680-88067-2	CV0552B-CS-SP	T	Solid	Moisture	
680-88067-2MS	Matrix Spike	T	Solid	Moisture	
680-88067-2MSD	Matrix Spike Duplicate	T	Solid	Moisture	
680-88067-20	CV0341B-CS-SP	T	Solid	Moisture	
680-88067-A-21 MS	Matrix Spike	T	Solid	Moisture	
680-88067-A-21 MSD	Matrix Spike Duplicate	T	Solid	Moisture	
Analysis Batch:660-135255					
LCS 660-135255/1	Lab Control Sample	T	Solid	Moisture	
LCSD 660-135255/22	Lab Control Sample Duplicate	T	Solid	Moisture	
680-88067-18	CV0388B-CS	T	Solid	Moisture	
Analysis Batch:680-268644					
680-88067-33	CV0552B-CS-SP (sieve)	T	Solid	Moisture	
680-88067-34	CV0388B-CS (sieve)	T	Solid	Moisture	
680-88067-35	CV0341B-CS-SP (sieve)	T	Solid	Moisture	
680-88088-A-20 MS	Matrix Spike	T	Solid	Moisture	
680-88088-A-20 MSD	Matrix Spike Duplicate	T	Solid	Moisture	

Report Basis

T = Total

METALS

COVER PAGE
METALS

Lab Name: TestAmerica Savannah Job Number: 680-88067-3

SDG No.: 68088067-3

Project: 35th Avenue Superfund Site

Client Sample ID	Lab Sample ID
<u>CV0552B-CS-SP</u>	<u>680-88067-2</u>
<u>CV0388B-CS</u>	<u>680-88067-18</u>
<u>CV0341B-CS-SP</u>	<u>680-88067-20</u>
<u>CV0552B-CS-SP (sieve)</u>	<u>680-88067-33</u>
<u>CV0388B-CS (sieve)</u>	<u>680-88067-34</u>
<u>CV0341B-CS-SP (sieve)</u>	<u>680-88067-35</u>

Comments:

1A-IN
 INORGANIC ANALYSIS DATA SHEET
 METALS

Client Sample ID: CV0552B-CS-SP Lab Sample ID: 680-88067-2
 Lab Name: TestAmerica Savannah Job No.: 680-88067-3
 SDG ID.: 68088067-3
 Matrix: Solid Date Sampled: 03/05/2013 10:10
 Reporting Basis: DRY Date Received: 03/07/2013 09:44
 % Solids: 69.8

CAS No.	Analyte	Result	RL	MDL	Units	C	Q	DIL	Method
7440-38-2	Arsenic	16	2.9	0.84	mg/Kg			1	6010C
7440-39-3	Barium	560	1.4	0.43	mg/Kg			1	6010C
7440-43-9	Cadmium	2.8	0.72	0.14	mg/Kg			1	6010C
7440-47-3	Chromium	40	1.4	0.72	mg/Kg			1	6010C
7439-92-1	Lead	360	1.4	0.76	mg/Kg			1	6010C
7782-49-2	Selenium	3.6	3.6	1.4	mg/Kg	U		1	6010C
7440-22-4	Silver	0.20	1.4	0.14	mg/Kg	J	B	1	6010C
7439-97-6	Mercury	0.30	0.026	0.011	mg/Kg			1	7471B

1A-IN
INORGANIC ANALYSIS DATA SHEET
METALS

Client Sample ID: CV0388B-CS Lab Sample ID: 680-88067-18
 Lab Name: TestAmerica Savannah Job No.: 680-88067-3
 SDG ID.: 68088067-3
 Matrix: Solid Date Sampled: 03/05/2013 10:20
 Reporting Basis: DRY Date Received: 03/07/2013 09:44
 % Solids: 68.2

CAS No.	Analyte	Result	RL	MDL	Units	C	Q	DIL	Method
7440-38-2	Arsenic	41	2.8	0.82	mg/Kg			1	6010C
7440-39-3	Barium	440	1.4	0.41	mg/Kg			1	6010C
7440-43-9	Cadmium	3.3	0.69	0.14	mg/Kg			1	6010C
7440-47-3	Chromium	51	1.4	0.69	mg/Kg			1	6010C
7439-92-1	Lead	340	1.4	0.73	mg/Kg			1	6010C
7782-49-2	Selenium	3.5	3.5	1.4	mg/Kg	U		1	6010C
7440-22-4	Silver	0.17	1.4	0.13	mg/Kg	J	B	1	6010C
7439-97-6	Mercury	0.43	0.025	0.010	mg/Kg			1	7471B

1A-IN
INORGANIC ANALYSIS DATA SHEET
METALS

Client Sample ID: CV0341B-CS-SP Lab Sample ID: 680-88067-20
 Lab Name: TestAmerica Savannah Job No.: 680-88067-3
 SDG ID.: 68088067-3
 Matrix: Solid Date Sampled: 03/05/2013 13:15
 Reporting Basis: DRY Date Received: 03/07/2013 09:44
 % Solids: 65.3

CAS No.	Analyte	Result	RL	MDL	Units	C	Q	DIL	Method
7440-38-2	Arsenic	32	2.7	0.79	mg/Kg			1	6010C
7440-39-3	Barium	510	1.3	0.40	mg/Kg			1	6010C
7440-43-9	Cadmium	3.5	0.67	0.13	mg/Kg			1	6010C
7440-47-3	Chromium	52	1.3	0.67	mg/Kg			1	6010C
7439-92-1	Lead	570	1.3	0.71	mg/Kg			1	6010C
7782-49-2	Selenium	3.4	3.4	1.3	mg/Kg	U		1	6010C
7440-22-4	Silver	0.68	1.3	0.13	mg/Kg	J	B	1	6010C
7439-97-6	Mercury	0.34	0.028	0.011	mg/Kg			1	7471B

1A-IN
INORGANIC ANALYSIS DATA SHEET
METALS

Client Sample ID: CV0552B-CS-SP (sieve)

Lab Sample ID: 680-88067-33

Lab Name: TestAmerica Savannah

Job No.: 680-88067-3

SDG ID.: 68088067-3

Matrix: Solid

Date Sampled: 03/05/2013 10:10

Reporting Basis: DRY

Date Received: 03/07/2013 09:44

% Solids: 89.7

CAS No.	Analyte	Result	RL	MDL	Units	C	Q	DIL	Method
7440-38-2	Arsenic	20	2.2	0.64	mg/Kg			1	6010C
7440-39-3	Barium	500	1.1	0.32	mg/Kg			1	6010C
7440-43-9	Cadmium	2.5	0.54	0.11	mg/Kg			1	6010C
7440-47-3	Chromium	73	1.1	0.54	mg/Kg			1	6010C
7439-92-1	Lead	570	1.1	0.57	mg/Kg			1	6010C
7782-49-2	Selenium	2.7	2.7	1.1	mg/Kg	U		1	6010C
7440-22-4	Silver	0.28	1.1	0.10	mg/Kg	J	B	1	6010C
7439-97-6	Mercury	0.14	0.021	0.0086	mg/Kg			1	7471B

1A-IN
INORGANIC ANALYSIS DATA SHEET
METALS

Client Sample ID: CV0388B-CS (sieve)

Lab Sample ID: 680-88067-34

Lab Name: TestAmerica Savannah

Job No.: 680-88067-3

SDG ID.: 68088067-3

Matrix: Solid

Date Sampled: 03/05/2013 10:20

Reporting Basis: DRY

Date Received: 03/07/2013 09:44

% Solids: 83.8

CAS No.	Analyte	Result	RL	MDL	Units	C	Q	DIL	Method
7440-38-2	Arsenic	36	2.3	0.68	mg/Kg			1	6010C
7440-39-3	Barium	460	1.2	0.35	mg/Kg			1	6010C
7440-43-9	Cadmium	4.3	0.58	0.12	mg/Kg			1	6010C
7440-47-3	Chromium	58	5.8	2.9	mg/Kg			5	6010C
7439-92-1	Lead	490	5.8	3.1	mg/Kg			5	6010C
7782-49-2	Selenium	14	14	5.8	mg/Kg	U		5	6010C
7440-22-4	Silver	5.8	5.8	0.56	mg/Kg	U		5	6010C
7439-97-6	Mercury	0.53	0.10	0.041	mg/Kg			5	7471B

1A-IN
INORGANIC ANALYSIS DATA SHEET
METALS

Client Sample ID: CV0341B-CS-SP (sieve) Lab Sample ID: 680-88067-35
 Lab Name: TestAmerica Savannah Job No.: 680-88067-3
 SDG ID.: 68088067-3
 Matrix: Solid Date Sampled: 03/06/2013 13:15
 Reporting Basis: DRY Date Received: 03/07/2013 09:44
 % Solids: 74.4

CAS No.	Analyte	Result	RL	MDL	Units	C	Q	DIL	Method
7440-38-2	Arsenic	30	2.4	0.72	mg/Kg			1	6010C
7440-39-3	Barium	510	1.2	0.37	mg/Kg			1	6010C
7440-43-9	Cadmium	4.1	0.61	0.12	mg/Kg			1	6010C
7440-47-3	Chromium	62	1.2	0.61	mg/Kg			1	6010C
7439-92-1	Lead	440	1.2	0.65	mg/Kg			1	6010C
7782-49-2	Selenium	3.1	3.1	1.2	mg/Kg	U		1	6010C
7440-22-4	Silver	0.76	1.2	0.12	mg/Kg	J	B	1	6010C
7439-97-6	Mercury	0.30	0.025	0.010	mg/Kg			1	7471B

2A-IN
 CALIBRATION VERIFICATIONS
 METALS

Lab Name: TestAmerica Savannah Job No.: 680-88067-3

SDG No.: 68088067-3

ICV Source: P_ICV_wk_00213 Concentration Units: ug/L

CCV Source: P_CCV_wk_00108

Analyte	ICV 680-269621/4 03/15/2013 10:59				CCV 680-269621/33 03/15/2013 13:36				CCV 680-269621/45 03/15/2013 14:47			
	Found	C	True	%R	Found	C	True	%R	Found	C	True	%R
Arsenic	1010		1000	101	482		500	96	478		500	96
Barium	1020		1000	102	5020		5000	100	4990		5000	100
Cadmium	1010		1000	101	500		500	100	499		500	100
Chromium	996		1000	100	5010		5000	100	5000		5000	100
Lead	1020		1000	102	501		500	100	504		500	101
Selenium	993		1000	99	4980		5000	100	4960		5000	99
Silver	1000		1000	100	508		500	102	506		500	101

Note! Calculations are performed before rounding to avoid round-off errors in calculated results.
 Italicized analytes were not requested for this sequence.

2A-IN
 CALIBRATION VERIFICATIONS
 METALS

Lab Name: TestAmerica Savannah Job No.: 680-88067-3

SDG No.: 68088067-3

ICV Source: P_ICV_wk_00213 Concentration Units: ug/L

CCV Source: P_CCv_wk_00108

Analyte	CCV 680-269621/57 03/15/2013 15:56				CCV 680-269621/186 03/16/2013 08:10				CCV 680-269621/190 03/16/2013 08:34			
	Found	C	True	%R	Found	C	True	%R	Found	C	True	%R
Arsenic	479		500	96	455		500	91	449		500	90
Barium	5040		5000	101	4860		5000	97	4790		5000	96
Cadmium	506		500	101	489		500	98	483		500	97
Chromium	5100		5000	102	5020		5000	100	4900		5000	98
Lead	509		500	102	479		500	96	491		500	98
Selenium	4960		5000	99	4550		5000	91	4660		5000	93
Silver	515		500	103	511		500	102	487		500	97

Note! Calculations are performed before rounding to avoid round-off errors in calculated results.
 Italicized analytes were not requested for this sequence.

2A-IN
 CALIBRATION VERIFICATIONS
 METALS

Lab Name: TestAmerica Savannah Job No.: 680-88067-3

SDG No.: 68088067-3

ICV Source: hg_icvint_00083 Concentration Units: ug/L

CCV Source: Hg_Int_Cal_00089

Analyte	ICV 680-268515/37-A 03/08/2013 13:50				CCV 680-268515/34-A 03/08/2013 16:54				CCV 680-268515/34-A 03/08/2013 17:24			
	Found	C	True	%R	Found	C	True	%R	Found	C	True	%R
Mercury	3.09		3.00	103	2.59		2.50	104	2.59		2.50	104

Note! Calculations are performed before rounding to avoid round-off errors in calculated results.
 Italicized analytes were not requested for this sequence.

2A-IN
 CALIBRATION VERIFICATIONS
 METALS

Lab Name: TestAmerica Savannah Job No.: 680-88067-3

SDG No.: 68088067-3

ICV Source: hg_icvint_00083 Concentration Units: ug/L

CCV Source: Hg_Int_Cal_00089

Analyte	CCV 680-268515/34-A 03/08/2013 17:53				CCV 680-268515/34-A 03/08/2013 18:23							
	Found	C	True	%R	Found	C	True	%R	Found	C	True	%R
Mercury	2.66		2.50	106	2.57		2.50	103				

Note! Calculations are performed before rounding to avoid round-off errors in calculated results.
 Italicized analytes were not requested for this sequence.

2A-IN
 CALIBRATION VERIFICATIONS
 METALS

Lab Name: TestAmerica Savannah Job No.: 680-88067-3

SDG No.: 68088067-3

ICV Source: hg_icvint_00084 Concentration Units: ug/L

CCV Source: Hg_Int_Cal_00090

Analyte	ICV 680-268866/31-A 03/13/2013 12:22				CCV 680-268866/29-A 03/13/2013 15:26				CCV 680-268866/29-A 03/13/2013 15:55			
	Found	C	True	%R	Found	C	True	%R	Found	C	True	%R
Mercury	2.92		3.00	97	2.82		2.50	113	2.84		2.50	114

Note! Calculations are performed before rounding to avoid round-off errors in calculated results.
 Italicized analytes were not requested for this sequence.

2A-IN
 CALIBRATION VERIFICATIONS
 METALS

Lab Name: TestAmerica Savannah Job No.: 680-88067-3

SDG No.: 68088067-3

ICV Source: hg_icvint_00084 Concentration Units: ug/L

CCV Source: Hg_Int_Cal_00090

Analyte	CCV 680-268866/29-A 03/13/2013 16:25				CCV 680-268866/29-A 03/13/2013 16:54				CCV 680-268866/29-A 03/14/2013 09:29			
	Found	C	True	%R	Found	C	True	%R	Found	C	True	%R
Mercury	2.49		2.50	100	2.67		2.50	107	2.78		2.50	111

Note! Calculations are performed before rounding to avoid round-off errors in calculated results.
 Italicized analytes were not requested for this sequence.

2A-IN
 CALIBRATION VERIFICATIONS
 METALS

Lab Name: TestAmerica Savannah Job No.: 680-88067-3

SDG No.: 68088067-3

ICV Source: hg_icvint_00084 Concentration Units: ug/L

CCV Source: Hg_Int_Cal_00090

Analyte	CCV 680-268866/29-A 03/14/2013 09:58											
	Found	C	True	%R	Found	C	True	%R	Found	C	True	%R
Mercury	2.83		2.50	113								

Note! Calculations are performed before rounding to avoid round-off errors in calculated results.
 Italicized analytes were not requested for this sequence.

2B-IN
CRQL CHECK STANDARD
METALS

Lab Name: TestAmerica Savannah Job No.: 680-88067-3
 SDG No.: 68088067-3
 Method: 6010C Instrument ID: ICPE
 Lab Sample ID: CRI 680-269621/6 Concentration Units: ug/L
 CRQL Check Standard Source: P_CRI_00023

Analyte	CRQL Check Standard				
	True	Found	Qualifiers	%R(1)	Limits
Arsenic	20.0	21.8		109	50-150
Barium	10.0	9.63	J	96	50-150
Cadmium	5.00	5.09		102	50-150
Chromium	10.0	9.97	J	100	50-150
Lead	10.0	10.8		108	50-150
Selenium	20.0	20.3	J	102	50-150
Silver	10.0	10.7		107	50-150

Note! Calculations are performed before rounding to avoid round-off errors in calculated results.

2B-IN
CRQL CHECK STANDARD
METALS

Lab Name: TestAmerica Savannah Job No.: 680-88067-3
 SDG No.: 68088067-3
 Method: 7471B Instrument ID: LEEMAN2
 Lab Sample ID: CRA 680-268515/39-A Concentration Units: ug/L
 CRQL Check Standard Source: Hg_Int_Cal_00089

Analyte	CRQL Check Standard				
	True	Found	Qualifiers	%R(1)	Limits
Mercury	0.200	0.224		112	50-150

Lab Sample ID: CRA 680-268866/33-A Concentration Units: ug/L
 CRQL Check Standard Source: Hg_Int_Cal_00090

Analyte	CRQL Check Standard				
	True	Found	Qualifiers	%R(1)	Limits
Mercury	0.200	0.191	J	96	50-150

Note! Calculations are performed before rounding to avoid round-off errors in calculated results.

3-IN
INSTRUMENT BLANKS
METALS

Lab Name: TestAmerica Savannah Job No.: 680-88067-3

SDG No.: 68088067-3

Concentration Units: ug/L

Analyte	RL	ICBIS 680-269621/5 03/15/2013 11:05		CCB 680-269621/34 03/15/2013 13:42		CCB 680-269621/46 03/15/2013 14:52		CCB 680-269621/58 03/15/2013 16:02	
		Found	C	Found	C	Found	C	Found	C
Arsenic	20	20	U	20	U	20	U	20	U
Barium	10	10	U	10	U	10	U	10	U
Cadmium	5.0	5.0	U	5.0	U	5.0	U	5.0	U
Chromium	10	10	U	10	U	10	U	10	U
Lead	10	10	U	10	U	10	U	10	U
Selenium	25	25	U	25	U	25	U	25	U
Silver	10	10	U	10	U	10	U	10	U

Italicized analytes were not requested for this sequence.

3-IN
INSTRUMENT BLANKS
METALS

Lab Name: TestAmerica Savannah Job No.: 680-88067-3

SDG No.: 68088067-3

Concentration Units: ug/L

Analyte	RL	CCB 680-269621/187 03/16/2013 08:18		CCB 680-269621/191 03/16/2013 08:40					
		Found	C	Found	C	Found	C	Found	C
Arsenic	20	20	U	20	U				
Barium	10	10	U	10	U				
Cadmium	5.0	5.0	U	5.0	U				
Chromium	10	10	U	10	U				
Lead	10	10	U	10	U				
Selenium	25	25	U	25	U				
Silver	10	10	U	1.61	J				

Italicized analytes were not requested for this sequence.

3-IN
INSTRUMENT BLANKS
METALS

Lab Name: TestAmerica Savannah Job No.: 680-88067-3

SDG No.: 68088067-3

Concentration Units: ug/L

Analyte	RL	ICB 680-268515/38-A 03/08/2013 13:52		CCB 680-268515/35-A 03/08/2013 16:57		CCB 680-268515/35-A 03/08/2013 17:26		CCB 680-268515/35-A 03/08/2013 17:56	
		Found	C	Found	C	Found	C	Found	C
Mercury	0.20	0.20	U	0.20	U	0.20	U	0.20	U

Italicized analytes were not requested for this sequence.

3-IN
INSTRUMENT BLANKS
METALS

Lab Name: TestAmerica Savannah Job No.: 680-88067-3

SDG No.: 68088067-3

Concentration Units: ug/L

Analyte	RL	CCB 680-268515/35-A 03/08/2013 18:25		Found	C	Found	C	Found	C
		Found	C						
Mercury	0.20	0.20	U						

Italicized analytes were not requested for this sequence.

3-IN
INSTRUMENT BLANKS
METALS

Lab Name: TestAmerica Savannah Job No.: 680-88067-3

SDG No.: 68088067-3

Concentration Units: ug/L

Analyte	RL	ICB 680-268866/32-A 03/13/2013 12:24		CCB 680-268866/30-A 03/13/2013 15:28		CCB 680-268866/30-A 03/13/2013 15:58		CCB 680-268866/30-A 03/13/2013 16:27	
		Found	C	Found	C	Found	C	Found	C
Mercury	0.20	0.20	U	0.20	U	0.20	U	0.20	U

Italicized analytes were not requested for this sequence.

3-IN
INSTRUMENT BLANKS
METALS

Lab Name: TestAmerica Savannah Job No.: 680-88067-3

SDG No.: 68088067-3

Concentration Units: ug/L

Analyte	RL	CCB 680-268866/30-A 03/13/2013 16:57		CCB 680-268866/30-A 03/14/2013 09:31		CCB 680-268866/30-A 03/14/2013 10:01		Found	C
		Found	C	Found	C	Found	C		
Mercury	0.20	0.20	U	0.20	U	0.20	U		

Italicized analytes were not requested for this sequence.

3-IN
METHOD BLANK
METALS

Lab Name: TestAmerica Savannah Job No.: 680-88067-3
SDG No.: 68088067-3
Concentration Units: mg/Kg Lab Sample ID: MB 680-268728/1-A
Instrument Code: ICPE Batch No.: 269621

CAS No.	Analyte	Concentration	C	Q	Method
7440-38-2	Arsenic	1.9	U		6010C
7440-39-3	Barium	0.95	U		6010C
7440-43-9	Cadmium	0.48	U		6010C
7440-47-3	Chromium	0.95	U		6010C
7439-92-1	Lead	0.95	U		6010C
7782-49-2	Selenium	2.4	U		6010C
7440-22-4	Silver	0.117	J		6010C

3-IN
METHOD BLANK
METALS

Lab Name: TestAmerica Savannah Job No.: 680-88067-3
SDG No.: 68088067-3
Concentration Units: mg/Kg Lab Sample ID: MB 680-268597/1-A
Instrument Code: LEEMAN2 Batch No.: 268913

CAS No.	Analyte	Concentration	C	Q	Method
7439-97-6	Mercury	0.019	U		7471B

3-IN
METHOD BLANK
METALS

Lab Name: TestAmerica Savannah Job No.: 680-88067-3
SDG No.: 68088067-3
Concentration Units: mg/Kg Lab Sample ID: MB 680-268869/1-A
Instrument Code: LEEMAN2 Batch No.: 269401

CAS No.	Analyte	Concentration	C	Q	Method
7439-97-6	Mercury	0.020	U		7471B

4A-IN
INTERFERENCE CHECK STANDARD
METALS

Lab Name: TestAmerica Savannah

Job No.: 680-88067-3

SDG No.: 68088067-3

Lab Sample ID: ICSA 680-269621/7

Instrument ID: ICPE

Lab File ID: E03152013FIN.csv

ICS Source: P_ICSA_wk_00030

Concentration Units: ug/L

Analyte	True Solution A	Found Solution A	Percent Recovery
Arsenic		6.22	
Barium		2.03	
Cadmium		2.11	
Chromium		0.934	
Lead		2.58	
Selenium		-5.39	
Silver		0.348	
<i>Aluminum</i>	<i>500000</i>	<i>534886</i>	<i>107</i>
<i>Antimony</i>		<i>0.0680</i>	
<i>Beryllium</i>		<i>-0.125</i>	
<i>Boron</i>		<i>-10.2</i>	
<i>Calcium</i>	<i>500000</i>	<i>496093</i>	<i>99</i>
<i>Cobalt</i>		<i>0.405</i>	
<i>Copper</i>		<i>0.118</i>	
<i>Iron</i>	<i>200000</i>	<i>197696</i>	<i>99</i>
<i>Magnesium</i>	<i>500000</i>	<i>549472</i>	<i>110</i>
<i>Manganese</i>		<i>-0.331</i>	
<i>Molybdenum</i>		<i>0.707</i>	
<i>Nickel</i>		<i>4.15</i>	
<i>Potassium</i>		<i>-5.29</i>	
<i>Sodium</i>		<i>-754</i>	
<i>Strontium</i>		<i>3.83</i>	
<i>Thallium</i>		<i>6.09</i>	
<i>Tin</i>		<i>3.41</i>	
<i>Titanium</i>		<i>0.117</i>	
<i>Vanadium</i>		<i>0.869</i>	
<i>Zinc</i>		<i>19.3</i>	

Calculations are performed before rounding to avoid round-off errors in calculated results.

4A-IN
INTERFERENCE CHECK STANDARD
METALS

Lab Name: TestAmerica Savannah

Job No.: 680-88067-3

SDG No.: 68088067-3

Lab Sample ID: ICSAB 680-269621/8

Instrument ID: ICPE

Lab File ID: E03152013FIN.csv

ICS Source: P_ICSAB_wk_00043

Concentration Units: ug/L

Analyte	True	Found	Percent Recovery
	Solution AB	Solution AB	
Arsenic	100	113	113
Barium	500	518	104
Cadmium	1000	982	98
Chromium	500	499	100
Lead	50.0	52.1	104
Selenium	50.0	45.2	90
Silver	200	222	111
<i>Aluminum</i>	<i>500000</i>	<i>531842</i>	<i>106</i>
<i>Antimony</i>	<i>600</i>	<i>649</i>	<i>108</i>
<i>Beryllium</i>	<i>500</i>	<i>497</i>	<i>99</i>
<i>Boron</i>		<i>-11.8</i>	
<i>Calcium</i>	<i>500000</i>	<i>494443</i>	<i>99</i>
<i>Cobalt</i>	<i>500</i>	<i>484</i>	<i>97</i>
<i>Copper</i>	<i>500</i>	<i>535</i>	<i>107</i>
<i>Iron</i>	<i>200000</i>	<i>196508</i>	<i>98</i>
<i>Magnesium</i>	<i>500000</i>	<i>547462</i>	<i>109</i>
<i>Manganese</i>	<i>500</i>	<i>496</i>	<i>99</i>
<i>Molybdenum</i>	<i>1000</i>	<i>1088</i>	<i>109</i>
<i>Nickel</i>	<i>1000</i>	<i>969</i>	<i>97</i>
<i>Potassium</i>		<i>-5.68</i>	
<i>Sodium</i>		<i>-786</i>	
<i>Strontium</i>		<i>3.21</i>	
<i>Thallium</i>	<i>100</i>	<i>99.9</i>	<i>100</i>
<i>Tin</i>	<i>1000</i>	<i>1044</i>	<i>104</i>
<i>Titanium</i>		<i>-6.28</i>	
<i>Vanadium</i>	<i>500</i>	<i>503</i>	<i>101</i>
<i>Zinc</i>	<i>1000</i>	<i>964</i>	<i>96</i>

Calculations are performed before rounding to avoid round-off errors in calculated results.

5A-IN
 MATRIX SPIKE SAMPLE RECOVERY
 METALS

Client ID: CV0552B-CS-SP MS

Lab ID: 680-88067-2 MS

Lab Name: TestAmerica Savannah

Job No.: 680-88067-3

SDG No.: 68088067-3

Matrix: Solid

Concentration Units: mg/Kg

% Solids: 69.8

Analyte	SSR C	Sample Result (SR) C	Spike Added (SA)	%R	Control Limit %R	Q	Method
Arsenic	36.7	16	13.8	148	75-125	F	6010C
Barium	395	560	13.8	-1183	75-125	4	6010C
Cadmium	8.80	2.8	6.89	87	75-125		6010C
Chromium	58.4	40	13.8	137	75-125	F	6010C
Lead	338	360	6.89	-369	75-125	4	6010C
Selenium	12.1	3.6	13.8	88	75-125		6010C
Silver	7.29	0.20	6.89	103	75-125		6010C
Mercury	0.301	0.30	0.138	2	80-120	F	7471B

SSR = Spiked Sample Result

Calculations are performed before rounding to avoid round-off errors in calculated results.
 Note - Results and Reporting Limits have been adjusted for dry weight.

5A-IN
 MATRIX SPIKE DUPLICATE SAMPLE RECOVERY
 METALS

Client ID: CV0552B-CS-SP MSD

Lab ID: 680-88067-2 MSD

Lab Name: TestAmerica Savannah

Job No.: 680-88067-3

SDG No.: 68088067-3

Matrix: Solid

Concentration Units: mg/Kg

% Solids: 69.8

Analyte	(SDR) C	Spike Added (SA)	%R	Control Limit %R	RPD	RPD Limit	Q	Method
Arsenic	35.2	13.8	137	75-125	4	20	F	6010C
Barium	427	13.8	-951	75-125	8	20	4	6010C
Cadmium	9.37	6.89	96	75-125	6	20		6010C
Chromium	53.7	13.8	102	75-125	8	20		6010C
Lead	346	6.89	-243	75-125	3	20	4	6010C
Selenium	13.1	13.8	95	75-125	8	20		6010C
Silver	7.55	6.89	107	75-125	3	20		6010C
Mercury	0.362	0.130	49	80-120	18	20	F	7471B

SDR = Sample Duplicate Result

Calculations are performed before rounding to avoid round-off errors in calculated results.
 Note - Results and Reporting Limits have been adjusted for dry weight.

5B-IN
 POST DIGESTION SPIKE SAMPLE RECOVERY
 METALS

Client ID: _____ Lab ID: 680-88065-B-5-D PDS
 Lab Name: TestAmerica Savannah Job No.: 680-88067-3
 SDG No.: 68088067-3
 Matrix: Solid Concentration Units: mg/Kg

Analyte	SSR C	Sample Result (SR) C	Spike Added (SA)	%R	Control Limit %R	Q	Method
Arsenic	249	18	244	95	75-125		6010C
Barium	363	160	244	85	75-125		6010C
Cadmium	7.00	1.7	6.09	87	75-125		6010C
Chromium	57.3	36	24.4	87	75-125		6010C
Lead	547	500	60.9	71	75-125	W	6010C
Selenium	216	3.0	244	89	75-125		6010C
Silver	5.78	0.21	6.09	91	75-125		6010C

SSR = Spiked Sample Result

Calculations are performed before rounding to avoid round-off errors in calculated results.
 Note - Results and Reporting Limits have been adjusted for dry weight.

7A-IN
LAB CONTROL SAMPLE
METALS

Lab ID: LCS 680-268728/2-A

Lab Name: TestAmerica Savannah

Job No.: 680-88067-3

Sample Matrix: Solid

LCS Source: MS lcs1cpi_00037

Analyte	Solid(mg/Kg)							
	True	Found	C	%R	Limits		Q	Method
Arsenic	9.62	10.5		109	75	125		6010C
Barium	9.62	9.87		103	75	125		6010C
Cadmium	4.81	4.95		103	75	125		6010C
Chromium	9.62	10.0		104	75	125		6010C
Lead	4.81	5.12		107	75	125		6010C
Selenium	9.62	10.2		106	75	125		6010C
Silver	4.81	5.25		109	75	125		6010C

Calculations are performed before rounding to avoid round-off errors in calculated results.

FORM VIIA - IN

7A-IN
LAB CONTROL SAMPLE
METALS

Lab ID: LCS 680-268597/2-A

Lab Name: TestAmerica Savannah

Job No.: 680-88067-3

Sample Matrix: Solid

LCS Source: Hg_Int_Cal_00089

Analyte	Solid(mg/Kg)						
	True	Found	C	%R	Limits	Q	Method
Mercury	0.219	0.243		111	80 120		7471B

Calculations are performed before rounding to avoid round-off errors in calculated results.

FORM VIIA - IN

7A-IN
LAB CONTROL SAMPLE
METALS

Lab ID: LCS 680-268869/2-A

Lab Name: TestAmerica Savannah

Job No.: 680-88067-3

Sample Matrix: Solid

LCS Source: Hg_Int_Cal_00090

Analyte	Solid(mg/Kg)						
	True	Found	C	%R	Limits	Q	Method
Mercury	0.227	0.240		106	80 120		7471B

Calculations are performed before rounding to avoid round-off errors in calculated results.

FORM VIIA - IN

8-IN
ICP-AES AND ICP-MS SERIAL DILUTIONS
METALS

Lab ID: 680-88065-B-5-D SD ^5

SDG No: 68088067-3

Lab Name: TestAmerica Savannah

Job No: 680-88067-3

Matrix: Solid

Concentration Units: mg/Kg

Analyte	Initial Sample Result (I) C	Serial Dilution Result (S) C	% Difference	Q	Method
Arsenic	18	20.0	NC		6010C
Barium	160	158	0.79		6010C
Cadmium	1.7	1.64 J	NC		6010C
Chromium	36	37.0	2.7		6010C
Lead	500	527	4.7		6010C
Selenium	3.0 U	15 U	NC		6010C
Silver	0.21 J	6.1 U	NC		6010C

Calculations are performed before rounding to avoid round-off errors in calculated results.

FORM VIII-IN

9-IN
DETECTION LIMITS
METALS

Lab Name: TestAmerica Savannah

Job Number: 680-88067-3

SDG Number: 68088067-3

Matrix: Solid

Instrument ID: ICPE

Method: 6010C

MDL Date: 06/02/2009 00:00

Prep Method: 3050B

Analyte	Wavelength/ Mass	RL (mg/Kg)	MDL (mg/Kg)
Arsenic		2	0.59
Barium		1	0.3
Cadmium		0.5	0.1
Chromium		1	0.5
Lead		1	0.53
Selenium		2.5	1
Silver		1	0.096

9-IN
CALIBRATION BLANK DETECTION LIMITS
METALS

Lab Name: TestAmerica Savannah

Job Number: 680-88067-3

SDG Number: 68088067-3

Matrix: Solid

Instrument ID: ICPE

Method: 6010C

XMDL Date: 06/02/2009 00:00

Analyte	Wavelength/ Mass	XRL (ug/L)	XMDL (ug/L)
Arsenic		20	5.9
Barium		10	3
Cadmium		5	1
Chromium		10	5
Lead		10	5.3
Selenium		25	10
Silver		10	0.96

9-IN
DETECTION LIMITS
METALS

Lab Name: TestAmerica Savannah Job Number: 680-88067-3
SDG Number: 68088067-3
Matrix: Solid Instrument ID: LEEMAN2
Method: 7471B MDL Date: 06/02/2009 00:00
Prep Method: 7471B

Analyte	Wavelength/ Mass	RL (mg/Kg)	MDL (mg/Kg)
Mercury		0.02	0.0082

9-IN
CALIBRATION BLANK DETECTION LIMITS
METALS

Lab Name: TestAmerica Savannah Job Number: 680-88067-3
SDG Number: 68088067-3
Matrix: Solid Instrument ID: LEEMAN2
Method: 7471B XMDL Date: 06/01/2008 15:53

Analyte	Wavelength/ Mass	XRL (ug/L)	XMDL (ug/L)
Mercury		0.2	0.08

10-IN
ICP-AES INTERELEMENT CORRECTION FACTORS
METALS

Lab Name: TestAmerica Savannah

Job Number: 680-88067-3

SDG No.: 68088067-3

ICP-AES Instrument ID: ICPE

Date: 03/26/2012

Analyte	Wave Length	Ag	Al	As	B	Ba	Be	Ca	Cd	Co	Cr	Cu	Fe	K	Mg
Aluminum	308.215														
Antimony	206.834		0.000012								0.003985		0.000013		
Arsenic	188.980										-0.000784				
Barium	389.178							-0.000007					0.000040		0.000152
Beryllium	313.042				0.000002										
Boron	249.678												-0.000069		
Cadmium	226.502		0.000004					0.000002					0.000084		
Calcium	370.602									0.004000			-0.085534		
Chromium	267.716								-0.000136				0.000007		
Cobalt	228.615												0.000005		
Copper	324.754														
Iron	271.441							0.000014		0.066798	0.001044				
Lead	220.353		-0.000025							-0.000220			0.000018		
Magnesium	279.078		-0.000063										0.000046		
Manganese	257.610												0.000014		0.000021
Molybdenum	202.032		0.000004										-0.000007		
Nickel	231.604												0.000013		0.000012
Potassium	766.491														
Selenium	196.026												0.000003		
Silver	328.068												-0.000004		
Sodium	330.237												-0.004899		-0.001455
Strontium	216.596							0.000006				-0.000064	0.000185		
Thallium	190.794									0.004268	0.000362		-0.000139		
Tin	189.925												0.000005		
Titanium	334.941									-0.000063	0.000177				
Vanadium	292.401							-0.000005			-0.001980		0.000015		
Zinc	206.200										-0.002886		0.000003		0.000029

10-IN
ICP-AES INTERELEMENT CORRECTION FACTORS
METALS

Lab Name: TestAmerica Savannah Job Number: 680-88067-3

SDG No.: 68088067-3

ICP-AES Instrument ID: ICPE Date: 03/26/2012

Analyte	Wave Length	Mn	Mo	Na	Ni	Pb	Sb	Se	Sn	Sr	Ti	Tl	V	Zn
Aluminum	308.215		0.004460										0.020900	
Antimony	206.834		-0.006099						0.000109					
Arsenic	188.980		-0.000415											
Barium	389.178												0.000246	
Beryllium	313.042		-0.000032								0.000017		0.000047	
Boron	249.678													
Cadmium	226.502													
Calcium	370.602	0.010121									0.009919		0.006057	
Chromium	267.716												-0.000148	
Cobalt	228.615		-0.001880						-0.000023		0.001742			
Copper	324.754		0.000357								0.000223		-0.000137	
Iron	271.441		0.001825										0.007233	
Lead	220.353	0.000117	-0.001014								-0.000288		-0.000102	
Magnesium	279.078	-0.005350	0.005872										0.000286	
Manganese	257.610					0.000003								
Molybdenum	202.032												-0.000113	
Nickel	231.604						-0.000067					0.000241		
Potassium	766.491													
Selenium	196.026													
Silver	328.068									-0.000157			0.000028	
Sodium	330.237										-0.045200			-0.318877
Strontium	216.596		-0.001012		-0.004434									
Thallium	190.794	0.001070	-0.002214								0.000698		0.002684	
Tin	189.925													
Titanium	334.941		-0.000052											
Vanadium	292.401	-0.000070	-0.005998								0.000502			
Zinc	206.200													

12-IN
PREPARATION LOG
METALS

Lab Name: TestAmerica Savannah

Job No.: 680-88067-3

SDG No.: 68088067-3

Prep Method: 3050B

Lab Sample ID	Preparation Date	Prep Batch	Initial Weight (g)	Initial Volume	Final Volume (mL)
MB 680-268728/1-A	03/08/2013 13:56	268728	1.05		100
LCS 680-268728/2-A	03/08/2013 13:56	268728	1.04		100
680-88067-2	03/08/2013 13:56	268728	1.00		100
680-88067-2 MS	03/08/2013 13:56	268728	1.04		100
680-88067-2 MSD	03/08/2013 13:56	268728	1.04		100
680-88067-18	03/08/2013 13:56	268728	1.06		100
680-88067-20	03/08/2013 13:56	268728	1.14		100
680-88067-33	03/08/2013 13:56	268728	1.03		100
680-88067-34	03/08/2013 13:56	268728	1.03		100
680-88067-35	03/08/2013 13:56	268728	1.10		100

12-IN
PREPARATION LOG
METALS

Lab Name: TestAmerica Savannah

Job No.: 680-88067-3

SDG No.: 68088067-3

Prep Method: 7471B

Lab Sample ID	Preparation Date	Prep Batch	Initial Weight (g)	Initial Volume	Final Volume (mL)
MB 680-268597/1-A	03/07/2013 16:02	268597	0.52		50
LCS 680-268597/2-A	03/07/2013 16:02	268597	0.57		50
680-88067-2	03/07/2013 16:02	268597	0.55		50
680-88067-2 MS	03/07/2013 16:02	268597	0.52		50
680-88067-2 MSD	03/07/2013 16:02	268597	0.55		50
680-88067-18	03/07/2013 16:02	268597	0.59		50
680-88067-20	03/07/2013 16:02	268597	0.55		50

12-IN
PREPARATION LOG
METALS

Lab Name: TestAmerica Savannah

Job No.: 680-88067-3

SDG No.: 68088067-3

Prep Method: 7471B

Lab Sample ID	Preparation Date	Prep Batch	Initial Weight (g)	Initial Volume	Final Volume (mL)
MB 680-268869/1-A	03/11/2013 10:09	268869	0.50		50
LCS 680-268869/2-A	03/11/2013 10:09	268869	0.55		50
680-88067-33	03/11/2013 10:09	268869	0.53		50
680-88067-34	03/11/2013 10:09	268869	0.59		50
680-88067-35	03/11/2013 10:09	268869	0.54		50

13-IN
ANALYSIS RUN LOG
METALS

Lab Name: TestAmerica Savannah Job No.: 680-88067-3

SDG No.: 68088067-3

Instrument ID: ICPE Method: 6010C

Start Date: 03/15/2013 10:38 End Date: 03/16/2013 08:40

Lab Sample ID	D / F	Type	Time	Analytes															
				A g	A s	B a	C d	C r	P b	S e									
ZZZZZZ			10:38																
ZZZZZZ			10:44																
ZZZZZZ			10:49																
ICV 680-269621/4	1		10:59	X	X	X	X	X	X	X									
ICBIS 680-269621/5	1		11:05	X	X	X	X	X	X	X									
CRI 680-269621/6	1		11:10	X	X	X	X	X	X	X									
ICSA 680-269621/7	1		11:15	X	X	X	X	X	X	X									
ICSAB 680-269621/8	1		11:21	X	X	X	X	X	X	X									
CCV 680-269621/9			11:26																
CCB 680-269621/10			11:32																
ZZZZZZ			11:37																
ZZZZZZ			11:42																
ZZZZZZ			11:48																
ZZZZZZ			11:53																
ZZZZZZ			11:59																
ZZZZZZ			12:04																
ZZZZZZ			12:09																
ZZZZZZ			12:15																
ZZZZZZ			12:20																
ZZZZZZ			12:26																
CCV 680-269621/21			12:31																
CCB 680-269621/22			12:37																
ZZZZZZ			12:42																
ZZZZZZ			12:47																
ZZZZZZ			12:53																
ZZZZZZ			12:58																
ZZZZZZ			13:04																
ZZZZZZ			13:09																
ZZZZZZ			13:14																
ZZZZZZ			13:20																
ZZZZZZ			13:25																
ZZZZZZ			13:31																
CCV 680-269621/33	1		13:36	X	X	X	X	X	X	X									
CCB 680-269621/34	1		13:42	X	X	X	X	X	X	X									
MB 680-268728/1-A	1	T	13:47	X	X	X	X	X	X	X									
LCS 680-268728/2-A	1	T	13:53	X	X	X	X	X	X	X									
ZZZZZZ			13:58																
680-88065-B-5-D SD ^5	5	T	14:07	X	X	X	X	X	X	X									
ZZZZZZ			14:14																
ZZZZZZ			14:19																
ZZZZZZ			14:25																
ZZZZZZ			14:30																

13-IN
ANALYSIS RUN LOG
METALS

Lab Name: TestAmerica Savannah Job No.: 680-88067-3

SDG No.: 68088067-3

Instrument ID: ICPE Method: 6010C

Start Date: 03/15/2013 10:38 End Date: 03/16/2013 08:40

Lab Sample ID	D / F	Type	Time	Analytes															
				A g	A s	B a	C d	C r	P b	S e									
ZZZZZZ			14:36																
ZZZZZZ			14:41																
CCV 680-269621/45	1		14:47	X	X	X	X	X	X	X									
CCB 680-269621/46	1		14:52	X	X	X	X	X	X	X									
ZZZZZZ			14:58																
680-88067-2	1	T	15:03	X	X	X	X	X	X	X									
680-88067-2 MS	1	T	15:08	X	X	X	X	X	X	X									
680-88067-2 MSD	1	T	15:14	X	X	X	X	X	X	X									
680-88067-18	1	T	15:19	X	X	X	X	X	X	X									
680-88067-20	1	T	15:25	X	X	X	X	X	X	X									
680-88067-33	1	T	15:30	X	X	X	X	X	X	X									
680-88067-34	1	T	15:35		X	X	X												
680-88067-34	5	T	15:41	X				X	X	X									
680-88067-35	1	T	15:46	X	X	X	X	X	X	X									
CCV 680-269621/57	1		15:56	X	X	X	X	X	X	X									
CCB 680-269621/58	1		16:02	X	X	X	X	X	X	X									
ZZZZZZ			16:07																
ZZZZZZ			16:13																
ZZZZZZ			16:18																
ZZZZZZ			16:23																
ZZZZZZ			16:29																
ZZZZZZ			16:34																
ZZZZZZ			16:40																
ZZZZZZ			16:45																
ZZZZZZ			16:51																
ZZZZZZ			16:56																
CCV 680-269621/69			17:02																
CCB 680-269621/70			17:07																
ZZZZZZ			17:13																
ZZZZZZ			17:18																
ZZZZZZ			17:23																
ZZZZZZ			17:29																
ZZZZZZ			17:34																
ZZZZZZ			17:40																
ZZZZZZ			17:46																
ZZZZZZ			17:53																
ZZZZZZ			17:58																
ZZZZZZ			18:04																
CCV 680-269621/81			18:09																
CCB 680-269621/82			18:15																
ZZZZZZ			18:20																
ZZZZZZ			18:26																

13-IN
ANALYSIS RUN LOG
METALS

Lab Name: TestAmerica Savannah Job No.: 680-88067-3

SDG No.: 68088067-3

Instrument ID: ICPE Method: 6010C

Start Date: 03/15/2013 10:38 End Date: 03/16/2013 08:40

Lab Sample ID	D / F	Type	Time	Analytes															
				A g	A s	B a	C d	C r	P b	S e									
ZZZZZZ			18:31																
ZZZZZZ			18:36																
ZZZZZZ			18:42																
ZZZZZZ			18:47																
ZZZZZZ			18:53																
ZZZZZZ			18:58																
ZZZZZZ			19:04																
ZZZZZZ			19:09																
CCV 680-269621/93			19:15																
CCB 680-269621/94			19:20																
ZZZZZZ			19:25																
ZZZZZZ			19:31																
ZZZZZZ			19:36																
ZZZZZZ			19:42																
ZZZZZZ			19:47																
ZZZZZZ			19:53																
ZZZZZZ			19:58																
ZZZZZZ			20:04																
ZZZZZZ			20:09																
ZZZZZZ			20:14																
CCV 680-269621/105			20:20																
CCB 680-269621/106			20:25																
ZZZZZZ			20:31																
ZZZZZZ			20:36																
ZZZZZZ			20:42																
ZZZZZZ			20:47																
ZZZZZZ			20:52																
ZZZZZZ			20:58																
ZZZZZZ			21:03																
ZZZZZZ			21:09																
ZZZZZZ			21:14																
ZZZZZZ			21:20																
CCV 680-269621/117			21:25																
CCB 680-269621/118			21:30																
ZZZZZZ			21:36																
ZZZZZZ			21:41																
ZZZZZZ			21:47																
ZZZZZZ			21:52																
ZZZZZZ			21:58																
ZZZZZZ			22:03																
ZZZZZZ			22:08																
ZZZZZZ			22:14																

13-IN
ANALYSIS RUN LOG
METALS

Lab Name: TestAmerica Savannah Job No.: 680-88067-3

SDG No.: 68088067-3

Instrument ID: ICPE Method: 6010C

Start Date: 03/15/2013 10:38 End Date: 03/16/2013 08:40

Lab Sample ID	D / F	Type	Time	Analytes															
				A g	A s	B a	C d	C r	P b	S e									
ZZZZZZ			22:19																
ZZZZZZ			22:25																
CCV 680-269621/129			22:30																
CCB 680-269621/130			22:36																
ZZZZZZ			22:41																
ZZZZZZ			22:46																
ZZZZZZ			22:52																
ZZZZZZ			22:57																
ZZZZZZ			23:03																
ZZZZZZ			23:08																
ZZZZZZ			23:14																
ZZZZZZ			23:19																
ZZZZZZ			23:25																
ZZZZZZ			23:30																
CCV 680-269621/141			23:36																
CCB 680-269621/142			23:41																
ZZZZZZ			23:47																
ZZZZZZ			23:52																
ZZZZZZ			23:57																
ZZZZZZ			00:03																
ZZZZZZ			00:08																
ZZZZZZ			00:14																
ZZZZZZ			00:19																
ZZZZZZ			00:25																
ZZZZZZ			00:30																
ZZZZZZ			00:36																
CCV 680-269621/153			00:41																
CCB 680-269621/154			00:47																
ZZZZZZ			00:52																
ZZZZZZ			00:57																
ZZZZZZ			01:03																
ZZZZZZ			01:08																
ZZZZZZ			01:14																
ZZZZZZ			01:19																
ZZZZZZ			01:25																
ZZZZZZ			01:30																
ZZZZZZ			01:36																
ZZZZZZ			01:41																
CCV 680-269621/165			01:46																
CCB 680-269621/166			01:52																
ZZZZZZ			01:57																
ZZZZZZ			02:03																

13-IN
ANALYSIS RUN LOG
METALS

Lab Name: TestAmerica Savannah Job No.: 680-88067-3

SDG No.: 68088067-3

Instrument ID: ICPE Method: 6010C

Start Date: 03/15/2013 10:38 End Date: 03/16/2013 08:40

Lab Sample ID	D / F	T y p e	Time	Analytes															
				A g	A s	B a	C d	C r	P b	S e									
ZZZZZZ			02:08																
ZZZZZZ			02:14																
ZZZZZZ			02:19																
ZZZZZZ			02:25																
ZZZZZZ			02:30																
ZZZZZZ			02:35																
ZZZZZZ			02:41																
ZZZZZZ			02:47																
CCV 680-269621/177			02:52																
CCB 680-269621/178			02:57																
ZZZZZZ			03:03																
ZZZZZZ			03:08																
ZZZZZZ			03:14																
ZZZZZZ			03:19																
ZZZZZZ			03:25																
CCV 680-269621/184			03:30																
CCB 680-269621/185			03:36																
CCV 680-269621/186	1		08:10	X	X	X	X	X	X	X									
CCB 680-269621/187	1		08:18	X	X	X	X	X	X	X									
680-88065-B-5-D PDS	1	T	08:23	X	X	X	X	X	X	X									
ZZZZZZ			08:29																
CCV 680-269621/190	1		08:34	X	X	X	X	X	X	X									
CCB 680-269621/191	1		08:40	X	X	X	X	X	X	X									

Prep Types

T = Total/NA

13-IN
ANALYSIS RUN LOG
METALS

Lab Name: TestAmerica Savannah Job No.: 680-88067-3

SDG No.: 68088067-3

Instrument ID: LEEMAN2 Method: 7471B

Start Date: 03/08/2013 13:35 End Date: 03/08/2013 19:17

Lab Sample ID	D / F	Type	Time	Analytes															
				H	g														
ZZZZZZ			13:35																
ZZZZZZ			13:38																
ZZZZZZ			13:40																
ZZZZZZ			13:43																
ZZZZZZ			13:45																
ZZZZZZ			13:48																
ICV 680-268515/37-A	1		13:50	X															
ICB 680-268515/38-A	1		13:52	X															
CRA 680-268515/39-A	1		13:55	X															
CCV 680-268515/34-A			13:57																
CCB 680-268515/35-A			14:00																
ZZZZZZ			14:02																
ZZZZZZ			14:05																
ZZZZZZ			14:07																
ZZZZZZ			14:09																
ZZZZZZ			14:12																
ZZZZZZ			14:14																
ZZZZZZ			14:17																
ZZZZZZ			14:19																
ZZZZZZ			14:22																
ZZZZZZ			14:24																
CCV 680-268515/34-A			14:26																
CCB 680-268515/35-A			14:29																
ZZZZZZ			14:31																
ZZZZZZ			14:34																
ZZZZZZ			14:36																
ZZZZZZ			14:39																
ZZZZZZ			14:41																
ZZZZZZ			14:44																
ZZZZZZ			14:46																
ZZZZZZ			14:49																
ZZZZZZ			14:51																
ZZZZZZ			14:54																
CCV 680-268515/34-A			14:56																
CCB 680-268515/35-A			14:58																
ZZZZZZ			15:01																
ZZZZZZ			15:03																
ZZZZZZ			15:06																
ZZZZZZ			15:08																
ZZZZZZ			15:11																
ZZZZZZ			15:13																
ZZZZZZ			15:16																

13-IN
 ANALYSIS RUN LOG
 METALS

Lab Name: TestAmerica Savannah Job No.: 680-88067-3

SDG No.: 68088067-3

Instrument ID: LEEMAN2 Method: 7471B

Start Date: 03/08/2013 13:35 End Date: 03/08/2013 19:17

Lab Sample ID	D / F	Type	Time	Analytes															
				H															
ZZZZZZ			15:18																
ZZZZZZ			15:21																
ZZZZZZ			15:23																
CCV 680-268515/34-A			15:25																
CCB 680-268515/35-A			15:28																
ZZZZZZ			15:30																
ZZZZZZ			15:33																
ZZZZZZ			15:35																
ZZZZZZ			15:38																
ZZZZZZ			15:40																
ZZZZZZ			15:43																
ZZZZZZ			15:45																
ZZZZZZ			15:48																
ZZZZZZ			15:50																
ZZZZZZ			15:52																
CCV 680-268515/34-A			15:55																
CCB 680-268515/35-A			15:57																
ZZZZZZ			16:00																
ZZZZZZ			16:02																
ZZZZZZ			16:05																
ZZZZZZ			16:07																
ZZZZZZ			16:10																
ZZZZZZ			16:12																
ZZZZZZ			16:15																
ZZZZZZ			16:17																
ZZZZZZ			16:20																
ZZZZZZ			16:22																
CCV 680-268515/34-A			16:25																
CCB 680-268515/35-A			16:27																
ZZZZZZ			16:29																
ZZZZZZ			16:32																
ZZZZZZ			16:34																
ZZZZZZ			16:37																
ZZZZZZ			16:39																
ZZZZZZ			16:42																
ZZZZZZ			16:44																
ZZZZZZ			16:47																
ZZZZZZ			16:49																
ZZZZZZ			16:52																
CCV 680-268515/34-A	1		16:54	X															
CCB 680-268515/35-A	1		16:57	X															
ZZZZZZ			16:59																

13-IN
ANALYSIS RUN LOG
METALS

Lab Name: TestAmerica Savannah Job No.: 680-88067-3

SDG No.: 68088067-3

Instrument ID: LEEMAN2 Method: 7471B

Start Date: 03/08/2013 13:35 End Date: 03/08/2013 19:17

Lab Sample ID	D / F	Type	Time	Analytes															
				Hg															
ZZZZZZ			17:02																
ZZZZZZ			17:04																
MB 680-268597/1-A	1	T	17:06	X															
LCS 680-268597/2-A	1	T	17:09	X															
ZZZZZZ			17:11																
ZZZZZZ			17:14																
ZZZZZZ			17:16																
ZZZZZZ			17:19																
ZZZZZZ			17:21																
CCV 680-268515/34-A	1		17:24	X															
CCB 680-268515/35-A	1		17:26	X															
ZZZZZZ			17:29																
ZZZZZZ			17:31																
ZZZZZZ			17:34																
ZZZZZZ			17:36																
ZZZZZZ			17:38																
ZZZZZZ			17:41																
680-88067-2	1	T	17:43	X															
680-88067-2 MS	1	T	17:46	X															
680-88067-2 MSD	1	T	17:48	X															
ZZZZZZ			17:51																
CCV 680-268515/34-A	1		17:53	X															
CCB 680-268515/35-A	1		17:56	X															
ZZZZZZ			17:58																
ZZZZZZ			18:01																
680-88067-18	1	T	18:03	X															
680-88067-20	1	T	18:06	X															
ZZZZZZ			18:08																
ZZZZZZ			18:10																
ZZZZZZ			18:13																
ZZZZZZ			18:15																
ZZZZZZ			18:18																
ZZZZZZ			18:20																
CCV 680-268515/34-A	1		18:23	X															
CCB 680-268515/35-A	1		18:25	X															
ZZZZZZ			18:28																
ZZZZZZ			18:30																
ZZZZZZ			18:33																
ZZZZZZ			18:35																
ZZZZZZ			18:37																
ZZZZZZ			18:40																
ZZZZZZ			18:42																

13-IN
ANALYSIS RUN LOG
METALS

Lab Name: TestAmerica Savannah Job No.: 680-88067-3

SDG No.: 68088067-3

Instrument ID: LEEMAN2 Method: 7471B

Start Date: 03/08/2013 13:35 End Date: 03/08/2013 19:17

Lab Sample ID	D / F	T y p e	Time	Analytes																
				H	g															
ZZZZZZ			18:45																	
ZZZZZZ			18:47																	
ZZZZZZ			18:50																	
CCV 680-268515/34-A			18:52																	
CCB 680-268515/35-A			18:55																	
ZZZZZZ			18:57																	
ZZZZZZ			19:00																	
ZZZZZZ			19:02																	
ZZZZZZ			19:04																	
ZZZZZZ			19:07																	
ZZZZZZ			19:09																	
ZZZZZZ			19:12																	
CCV 680-268515/34-A			19:14																	
CCB 680-268515/35-A			19:17																	

Prep Types

T = Total/NA

13-IN
ANALYSIS RUN LOG
METALS

Lab Name: TestAmerica Savannah Job No.: 680-88067-3
 SDG No.: 68088067-3
 Instrument ID: LEEMAN2 Method: 7471B
 Start Date: 03/13/2013 12:07 End Date: 03/14/2013 10:36

Lab Sample ID	D / F	T y p e	Time	Analytes															
				H g															
IC 680-268866/22-A			12:07	X															
IC 680-268866/23-A			12:10	X															
IC 680-268866/24-A			12:12	X															
IC 680-268866/25-A			12:15	X															
IC 680-268866/26-A			12:17	X															
IC 680-268866/27-A			12:20	X															
ICV 680-268866/31-A	1		12:22	X															
ICB 680-268866/32-A	1		12:24	X															
CRA 680-268866/33-A	1		12:27	X															
CCV 680-268866/29-A			12:29																
CCB 680-268866/30-A			12:32																
ZZZZZZ			12:34																
ZZZZZZ			12:37																
ZZZZZZ			12:39																
ZZZZZZ			12:42																
ZZZZZZ			12:44																
ZZZZZZ			12:46																
ZZZZZZ			12:49																
ZZZZZZ			12:51																
ZZZZZZ			12:54																
ZZZZZZ			12:56																
CCV 680-268866/29-A			12:59																
CCB 680-268866/30-A			13:01																
ZZZZZZ			13:04																
ZZZZZZ			13:06																
ZZZZZZ			13:09																
ZZZZZZ			13:11																
ZZZZZZ			13:13																
ZZZZZZ			13:16																
ZZZZZZ			13:18																
ZZZZZZ			13:21																
ZZZZZZ			13:23																
ZZZZZZ			13:26																
CCV 680-268866/29-A			13:28																
CCB 680-268866/30-A			13:30																
ZZZZZZ			13:33																
ZZZZZZ			13:35																
ZZZZZZ			13:38																
ZZZZZZ			13:40																
ZZZZZZ			13:43																
ZZZZZZ			13:45																
ZZZZZZ			13:48																

13-IN
ANALYSIS RUN LOG
METALS

Lab Name: TestAmerica Savannah Job No.: 680-88067-3

SDG No.: 68088067-3

Instrument ID: LEEMAN2 Method: 7471B

Start Date: 03/13/2013 12:07 End Date: 03/14/2013 10:36

Lab Sample ID	D / F	Type	Time	Analytes															
				Hg															
ZZZZZZ			13:50																
ZZZZZZ			13:52																
ZZZZZZ			13:55																
CCV 680-268866/29-A			13:57																
CCB 680-268866/30-A			14:00																
ZZZZZZ			14:02																
ZZZZZZ			14:05																
ZZZZZZ			14:07																
ZZZZZZ			14:10																
ZZZZZZ			14:12																
ZZZZZZ			14:14																
ZZZZZZ			14:17																
ZZZZZZ			14:19																
ZZZZZZ			14:22																
ZZZZZZ			14:24																
CCV 680-268866/29-A			14:27																
CCB 680-268866/30-A			14:29																
ZZZZZZ			14:32																
ZZZZZZ			14:34																
ZZZZZZ			14:36																
ZZZZZZ			14:39																
ZZZZZZ			14:41																
ZZZZZZ			14:44																
ZZZZZZ			14:46																
ZZZZZZ			14:49																
ZZZZZZ			14:51																
ZZZZZZ			14:54																
CCV 680-268866/29-A			14:56																
CCB 680-268866/30-A			14:59																
ZZZZZZ			15:01																
ZZZZZZ			15:03																
ZZZZZZ			15:06																
ZZZZZZ			15:08																
ZZZZZZ			15:11																
ZZZZZZ			15:13																
ZZZZZZ			15:16																
ZZZZZZ			15:18																
ZZZZZZ			15:21																
ZZZZZZ			15:23																
CCV 680-268866/29-A	1		15:26	X															
CCB 680-268866/30-A	1		15:28	X															
ZZZZZZ			15:31																

13-IN
ANALYSIS RUN LOG
METALS

Lab Name: TestAmerica Savannah Job No.: 680-88067-3

SDG No.: 68088067-3

Instrument ID: LEEMAN2 Method: 7471B

Start Date: 03/13/2013 12:07 End Date: 03/14/2013 10:36

Lab Sample ID	D / F	T y p e	Time	Analytes													
				H g													
MB 680-268869/1-A	1	T	15:33	X													
LCS 680-268869/2-A	1	T	15:36	X													
ZZZZZZ			15:38														
ZZZZZZ			15:40														
ZZZZZZ			15:43														
ZZZZZZ			15:45														
ZZZZZZ			15:48														
ZZZZZZ			15:50														
ZZZZZZ			15:53														
CCV 680-268866/29-A	1		15:55	X													
CCB 680-268866/30-A	1		15:58	X													
ZZZZZZ			16:00														
ZZZZZZ			16:03														
ZZZZZZ			16:05														
ZZZZZZ			16:08														
ZZZZZZ			16:10														
ZZZZZZ			16:13														
ZZZZZZ			16:15														
ZZZZZZ			16:18														
680-88067-33	1	T	16:20	X													
ZZZZZZ			16:22														
CCV 680-268866/29-A	1		16:25	X													
CCB 680-268866/30-A	1		16:27	X													
680-88067-35	1	T	16:30	X													
ZZZZZZ			16:32														
ZZZZZZ			16:35														
ZZZZZZ			16:37														
ZZZZZZ			16:40														
ZZZZZZ			16:42														
ZZZZZZ			16:45														
ZZZZZZ			16:47														
ZZZZZZ			16:50														
ZZZZZZ			16:52														
CCV 680-268866/29-A	1		16:54	X													
CCB 680-268866/30-A	1		16:57	X													
ZZZZZZ			16:59														
ZZZZZZ			17:02														
ZZZZZZ			17:04														
ZZZZZZ			17:07														
ZZZZZZ			17:09														
ZZZZZZ			17:12														
ZZZZZZ			17:14														

13-IN
ANALYSIS RUN LOG
METALS

Lab Name: TestAmerica Savannah Job No.: 680-88067-3

SDG No.: 68088067-3

Instrument ID: LEEMAN2 Method: 7471B

Start Date: 03/13/2013 12:07 End Date: 03/14/2013 10:36

Lab Sample ID	D / F	T y p e	Time	Analytes															
				H g															
ZZZZZZ			17:17																
ZZZZZZ			17:19																
ZZZZZZ			17:22																
CCV 680-268866/29-A			17:24																
CCB 680-268866/30-A			17:27																
ZZZZZZ			17:29																
ZZZZZZ			17:32																
ZZZZZZ			17:34																
ZZZZZZ			17:37																
ZZZZZZ			17:39																
ZZZZZZ			17:42																
ZZZZZZ			17:44																
ZZZZZZ			17:47																
ZZZZZZ			17:49																
ZZZZZZ			17:52																
CCV 680-268866/29-A			17:54																
CCB 680-268866/30-A			17:57																
ZZZZZZ			17:59																
CCV 680-268866/29-A			18:02																
CCB 680-268866/30-A			18:04																
CCV 680-268866/29-A			09:00																
CCB 680-268866/30-A			09:02																
ZZZZZZ			09:05																
ZZZZZZ			09:07																
ZZZZZZ			09:09																
ZZZZZZ			09:12																
ZZZZZZ			09:14																
ZZZZZZ			09:17																
ZZZZZZ			09:19																
ZZZZZZ			09:22																
ZZZZZZ			09:24																
ZZZZZZ			09:26																
CCV 680-268866/29-A	1		09:29	X															
CCB 680-268866/30-A	1		09:31	X															
ZZZZZZ			09:34																
ZZZZZZ			09:36																
ZZZZZZ			09:39																
ZZZZZZ			09:41																
ZZZZZZ			09:44																
680-88067-34	5	T	09:46	X															
ZZZZZZ			09:48																
ZZZZZZ			09:51																

13-IN
ANALYSIS RUN LOG
METALS

Lab Name: TestAmerica Savannah Job No.: 680-88067-3

SDG No.: 68088067-3

Instrument ID: LEEMAN2 Method: 7471B

Start Date: 03/13/2013 12:07 End Date: 03/14/2013 10:36

Lab Sample ID	D / F	T y p e	Time	Analytes																
				H g																
ZZZZZZ			09:53																	
ZZZZZZ			09:56																	
CCV 680-268866/29-A	1		09:58	X																
CCB 680-268866/30-A	1		10:01	X																
ZZZZZZ			10:03																	
ZZZZZZ			10:06																	
CCV 680-268866/29-A			10:08																	
CCB 680-268866/30-A			10:10																	
ZZZZZZ			10:29																	
ZZZZZZ			10:31																	
CCV 680-268866/29-A			10:34																	
CCB 680-268866/30-A			10:36																	

Prep Types
T = Total/NA

E03152013.vvq. All Data Report 3/16/2013, 9:03:24 AM

Blank (Blk)	3/15/2013, 10:38:56 AM		Rack S, Tube 1
Label	Replicates Concentration		
Ag 328.068	0.5440	-0.7127	0.1687
Al 308.215	-0.0530	-0.3827	0.4356
As 188.980	0.8565	2.1018	-2.9583
B 249.678	0.6317	-0.2913	-0.3404
Ba 389.178	0.1138	0.2145	-0.3283
Be 313.042	0.0063	-0.0005	-0.0058
Ca 370.602	2.120	0.3048	-2.425
Cd 226.502	0.1382	-0.2018	0.0636
Co 228.615	-0.6390	0.6576	-0.0185
Cr 267.716	0.0692	-0.0597	-0.0095
Cu 324.754	0.1880	-0.3084	0.1204
Fe 271.441	-3.4626	1.7574	1.7051
K 766.491	0.2986	0.7432	-1.0418
Mg 279.078	-2.5729	2.6191	-0.0462
Mn 257.610	-0.0178	-0.0156	0.0333
Mo 202.032	-0.2802	0.3971	-0.1169
Na 330.237	-68.6404	-82.7314	151.372
Ni 231.604	1.8255	-2.1606	0.3350
Pb 220.353	-0.0744	-0.4489	0.5233
Sb 206.834	3.1734	-2.2200	-0.9534
Se 196.026	-1.4217	-2.7430	4.1646
Sn 189.925	-0.7330	0.4523	0.2807
Sr 216.596	0.2176	-0.1493	-0.0683
Ti 334.941	0.0738	-0.0816	0.0077
Tl 190.794	-1.1732	-1.5095	2.6827
V 292.401	0.1502	0.0019	-0.1521
Zn 206.200	-0.4879	0.3896	0.0983

Label	Sol'n Conc.	Units	SD(Int)	%RSD(Int)	Int. (c/s)
Ag 328.068	0.0000	ppb	37.570	44.2	-85.0330
Al 308.215	0.0000	ppb	2.002	0.9	222.303
As 188.980	0.0000	ppb	1.748	337.0	-0.5187
B 249.678	0.0000	ppb	4.182	12.1	34.5551
Ba 389.178	0.0000	ppb	6.815	36.6	-18.6377
Be 313.042	0.0000	ppb	10.929	4.7	-230.673
Ca 370.602	0.0000	ppb	7.607	12.5	61.06
Cd 226.502	0.0000	ppb	5.714	87.7	6.5186
Co 228.615	0.0000	ppb	7.490	46.2	16.1989
Cr 267.716	0.0000	ppb	2.462	67.6	-3.6444
Cu 324.754	0.0000	ppb	12.883	10.4	123.449
Fe 271.441	0.0000	ppb	4.301	68.2	6.3078
K 766.491	0.0000	ppb	64.595	9.9	649.996
Mg 279.078	0.0000	ppb	4.688	11.4	41.1974
Mn 257.610	0.0000	ppb	5.403	23.8	22.7134
Mo 202.032	0.0000	ppb	2.236	30.1	7.4329
Na 330.237	0.0000	ppb	6.246	66.9	9.3315
Ni 231.604	0.0000	ppb	4.220	2869.8	-0.1471
Pb 220.353	0.0000	ppb	0.707	123.6	0.5719
Sb 206.834	0.0000	ppb	2.430	333.3	-0.7292
Se 196.026	0.0000	ppb	1.644	183.4	-0.8964
Sn 189.925	0.0000	ppb	0.581	172.4	-0.3371
Sr 216.596	0.0000	ppb	1.732	20.0	8.6474
Ti 334.941	0.0000	ppb	20.502	22.6	-90.8638
Tl 190.794	0.0000	ppb	1.621	115.8	-1.3989
V 292.401	0.0000	ppb	4.050	96.7	-4.1895
Zn 206.200	0.0000	ppb	0.649	49.2	1.3198

E03152013.vvq. All Data Report 3/16/2013, 9:03:24 AM

HIGH STD (Std)	3/15/2013, 10:44:21 AM		Rack S, Tube 2
Label	Replicates Concentration		
Ag 328.068	998.549	1002.70	998.749
Al 308.215	10008.7	10012.4	9978.91
As 188.980	1009.98	995.379	994.646
B 249.678	4977.37	5003.87	5018.76
Ba 389.178	10015.3	10008.9	9975.77
Be 313.042	1001.62	1001.15	997.231
Ca 370.602	10020	10012	9968
Cd 226.502	999.778	1001.10	999.121
Co 228.615	1002.42	1000.18	997.398
Cr 267.716	9991.44	10010.4	9998.17
Cu 324.754	10121.3	10015.1	9863.59
Fe 271.441	10024.3	10016.6	9959.11
K 766.491	20126.3	20004.2	19869.6
Mg 279.078	10007.1	10014.4	9978.59
Mn 257.610	9997.34	10020.7	9981.96
Mo 202.032	999.919	999.565	1000.52
Na 330.237	15056.1	15061.4	14882.5
Ni 231.604	5008.94	5006.72	4984.34
Pb 220.353	1002.35	999.235	998.415
Sb 206.834	5015.09	5005.60	4979.30
Se 196.026	10070.7	10005.2	9924.13
Sn 189.925	10091.4	10010.6	9897.98
Sr 216.596	4990.64	5006.05	5003.31
Ti 334.941	999.155	1001.10	999.746
Tl 190.794	10030.9	10010.8	9958.30
V 292.401	10032.7	10009.4	9957.88
Zn 206.200	5009.05	5005.20	4985.75

Label	Sol'n Conc.	Units	SD(Int)	%RSD(Int)	Int. (c/s)
Ag 328.068	1000.00	ppb	136.363	0.2	58151.2
Al 308.215	10000.0	ppb	89.277	0.2	48848.5
As 188.980	1000.00	ppb	5.733	0.9	662.479
B 249.678	5000.00	ppb	160.094	0.4	38218.9
Ba 389.178	10000.0	ppb	501.288	0.2	236047
Be 313.042	1000.00	ppb	4357.667	0.2	1808769
Ca 370.602	10000	ppb	93.423	0.3	33315
Cd 226.502	1000.00	ppb	32.245	0.1	31980.4
Co 228.615	1000.00	ppb	29.048	0.3	11566.2
Cr 267.716	10000.0	ppb	364.055	0.1	378915
Cu 324.754	10000.0	ppb	6197.587	1.3	478679
Fe 271.441	10000.0	ppb	51.100	0.4	14349.7
K 766.491	20000.0	ppb	8925.872	0.6	1390931
Mg 279.078	10000.0	ppb	34.127	0.2	18097.4
Mn 257.610	10000.0	ppb	3650.662	0.2	1871398
Mo 202.032	1000.00	ppb	3.041	0.0	6335.15
Na 330.237	15000.0	ppb	4.844	0.7	722.987
Ni 231.604	5000.00	ppb	28.511	0.3	10476.5
Pb 220.353	1000.00	ppb	2.994	0.2	1442.66
Sb 206.834	5000.00	ppb	15.977	0.4	4307.97
Se 196.026	10000.0	ppb	32.926	0.7	4483.98
Sn 189.925	10000.0	ppb	88.121	1.0	9069.64
Sr 216.596	5000.00	ppb	73.919	0.2	44950.9
Ti 334.941	1000.00	ppb	261.978	0.1	262819
Tl 190.794	10000.0	ppb	26.072	0.4	6955.68
V 292.401	10000.0	ppb	1026.174	0.4	267954
Zn 206.200	5000.00	ppb	18.153	0.2	7266.19

E03152013.vvq. All Data Report 3/16/2013, 9:03:24 AM

Ag 328.068 Calibration (ppb) 3/15/2013, 10:44:21 AM Correlation Coefficient: 1.000000

Label	Flags	Int. (c/s)	Std Conc.	Calc Conc.	Error	%Error
Blank		-85.0330	0.0000	0.0000	-	-
HIGH STD		58151.2	1000.00	1000.000	-0.0001	0.0

Curve Type: Linear Equation: $y = 58.2 x + -85.0$

Al 308.215 Calibration (ppb) 3/15/2013, 10:44:21 AM Correlation Coefficient: 1.000000

Label	Flags	Int. (c/s)	Std Conc.	Calc Conc.	Error	%Error
Blank		222.303	0.0000	0.0000	-	-
HIGH STD		48848.5	10000.0	10000.0	0.0010	0.0

Curve Type: Linear Equation: $y = 4.9 x + 222.3$

As 188.980 Calibration (ppb) 3/15/2013, 10:44:21 AM Correlation Coefficient: 1.000000

Label	Flags	Int. (c/s)	Std Conc.	Calc Conc.	Error	%Error
Blank		-0.5187	0.0000	0.0000	-	-
HIGH STD		662.479	1000.00	1000.00	0.0000	0.0

Curve Type: Linear Equation: $y = 0.7 x + -0.5$

B 249.678 Calibration (ppb) 3/15/2013, 10:44:21 AM Correlation Coefficient: 1.000000

Label	Flags	Int. (c/s)	Std Conc.	Calc Conc.	Error	%Error
Blank		34.5551	0.0000	0.0000	-	-
HIGH STD		38218.9	5000.00	5000.00	-0.0005	0.0

Curve Type: Linear Equation: $y = 7.6 x + 34.6$

Ba 389.178 Calibration (ppb) 3/15/2013, 10:44:21 AM Correlation Coefficient: 1.000000

Label	Flags	Int. (c/s)	Std Conc.	Calc Conc.	Error	%Error
Blank		-18.6377	0.0000	0.0000	-	-
HIGH STD		236047	10000.0	10000.0	0.0000	0.0

Curve Type: Linear Equation: $y = 23.6 x + -18.6$

Be 313.042 Calibration (ppb) 3/15/2013, 10:44:21 AM Correlation Coefficient: 1.000000

Label	Flags	Int. (c/s)	Std Conc.	Calc Conc.	Error	%Error
Blank		-230.673	0.0000	0.0000	-	-
HIGH STD		1808769	1000.00	1000.00	0.0001	0.0

Curve Type: Linear Equation: $y = 1809.0 x + -230.7$

Ca 370.602 Calibration (ppb) 3/15/2013, 10:44:21 AM Correlation Coefficient: 1.000000

Label	Flags	Int. (c/s)	Std Conc.	Calc Conc.	Error	%Error
Blank		61.06	0.0000	0.0000	-	-
HIGH STD		33315	10000	10000	0.0000	0.0

Curve Type: Linear Equation: $y = 3.3 x + 61.1$

E03152013.vvq. All Data Report 3/16/2013, 9:03:24 AM

Cd 226.502 Calibration (ppb) 3/15/2013, 10:44:21 AM Correlation Coefficient: 1.000000

Label	Flags	Int. (c/s)	Std Conc.	Calc Conc.	Error	%Error
Blank		6.5186	0.0000	0.0000	-	-
HIGH STD		31980.4	1000.00	1000.00	0.0001	0.0

Curve Type: Linear Equation: $y = 32.0 x + 6.5$ **Co 228.615 Calibration (ppb) 3/15/2013, 10:44:21 AM Correlation Coefficient: 1.000000**

Label	Flags	Int. (c/s)	Std Conc.	Calc Conc.	Error	%Error
Blank		16.1989	0.0000	0.0000	-	-
HIGH STD		11566.2	1000.00	1000.000	-0.0001	0.0

Curve Type: Linear Equation: $y = 11.6 x + 16.2$ **Cr 267.716 Calibration (ppb) 3/15/2013, 10:44:21 AM Correlation Coefficient: 1.000000**

Label	Flags	Int. (c/s)	Std Conc.	Calc Conc.	Error	%Error
Blank		-3.6444	0.0000	0.0000	-	-
HIGH STD		378915	10000.0	10000.0	0.0000	0.0

Curve Type: Linear Equation: $y = 37.9 x + -3.6$ **Cu 324.754 Calibration (ppb) 3/15/2013, 10:44:21 AM Correlation Coefficient: 1.000000**

Label	Flags	Int. (c/s)	Std Conc.	Calc Conc.	Error	%Error
Blank		123.449	0.0000	0.0000	-	-
HIGH STD		478679	10000.0	10000.0	0.0010	0.0

Curve Type: Linear Equation: $y = 47.9 x + 123.4$ **Fe 271.441 Calibration (ppb) 3/15/2013, 10:44:21 AM Correlation Coefficient: 1.000000**

Label	Flags	Int. (c/s)	Std Conc.	Calc Conc.	Error	%Error
Blank		6.3078	0.0000	0.0000	-	-
HIGH STD		14349.7	10000.0	10000.0	0.0000	0.0

Curve Type: Linear Equation: $y = 1.4 x + 6.3$ **K 766.491 Calibration (ppb) 3/15/2013, 10:44:21 AM Correlation Coefficient: 1.000000**

Label	Flags	Int. (c/s)	Std Conc.	Calc Conc.	Error	%Error
Blank		649.996	0.0000	0.0000	-	-
HIGH STD		1390931	20000.0	20000.0	0.0000	0.0

Curve Type: Linear Equation: $y = 69.5 x + 650.0$ **Mg 279.078 Calibration (ppb) 3/15/2013, 10:44:21 AM Correlation Coefficient: 1.000000**

Label	Flags	Int. (c/s)	Std Conc.	Calc Conc.	Error	%Error
Blank		41.1974	0.0000	0.0000	-	-
HIGH STD		18097.4	10000.0	10000.0	0.0000	0.0

Curve Type: Linear Equation: $y = 1.8 x + 41.2$

E03152013.vvq. All Data Report 3/16/2013, 9:03:24 AM

Mn 257.610 Calibration (ppb) 3/15/2013, 10:44:21 AM Correlation Coefficient: 1.000000

Label	Flags	Int. (c/s)	Std Conc.	Calc Conc.	Error	%Error
Blank		22.7134	0.0000	0.0000	-	-
HIGH STD		1871398	10000.0	10000.0	0.0000	0.0

Curve Type: Linear Equation: $y = 187.1 x + 22.7$ **Mo 202.032 Calibration (ppb) 3/15/2013, 10:44:21 AM Correlation Coefficient: 1.000000**

Label	Flags	Int. (c/s)	Std Conc.	Calc Conc.	Error	%Error
Blank		7.4329	0.0000	0.0000	-	-
HIGH STD		6335.15	1000.00	1000.000	-0.0001	0.0

Curve Type: Linear Equation: $y = 6.3 x + 7.4$ **Na 330.237 Calibration (ppb) 3/15/2013, 10:44:21 AM Correlation Coefficient: 1.000000**

Label	Flags	Int. (c/s)	Std Conc.	Calc Conc.	Error	%Error
Blank		9.3315	0.0000	0.0000	-	-
HIGH STD		722.987	15000.0	15000.0	0.0000	0.0

Curve Type: Linear Equation: $y = 0.0 x + 9.3$ **Ni 231.604 Calibration (ppb) 3/15/2013, 10:44:21 AM Correlation Coefficient: 1.000000**

Label	Flags	Int. (c/s)	Std Conc.	Calc Conc.	Error	%Error
Blank		-0.1471	0.0000	0.0000	-	-
HIGH STD		10476.5	5000.00	5000.00	0.0005	0.0

Curve Type: Linear Equation: $y = 2.1 x + -0.1$ **Pb 220.353 Calibration (ppb) 3/15/2013, 10:44:21 AM Correlation Coefficient: 1.000000**

Label	Flags	Int. (c/s)	Std Conc.	Calc Conc.	Error	%Error
Blank		0.5719	0.0000	0.0000	-	-
HIGH STD		1442.66	1000.00	1000.00	0.0000	0.0

Curve Type: Linear Equation: $y = 1.4 x + 0.6$ **Sb 206.834 Calibration (ppb) 3/15/2013, 10:44:21 AM Correlation Coefficient: 1.000000**

Label	Flags	Int. (c/s)	Std Conc.	Calc Conc.	Error	%Error
Blank		-0.7292	0.0000	0.0000	-	-
HIGH STD		4307.97	5000.00	5000.00	0.0000	0.0

Curve Type: Linear Equation: $y = 0.9 x + -0.7$ **Se 196.026 Calibration (ppb) 3/15/2013, 10:44:21 AM Correlation Coefficient: 1.000000**

Label	Flags	Int. (c/s)	Std Conc.	Calc Conc.	Error	%Error
Blank		-0.8964	0.0000	0.0000	-	-
HIGH STD		4483.98	10000.0	10000.0	0.0000	0.0

Curve Type: Linear Equation: $y = 0.4 x + -0.9$

E03152013.vvq. All Data Report 3/16/2013, 9:03:24 AM

Sn 189.925 Calibration (ppb) 3/15/2013, 10:44:21 AM Correlation Coefficient: 1.000000

Label	Flags	Int. (c/s)	Std Conc.	Calc Conc.	Error	%Error
Blank		-0.3371	0.0000	0.0000	-	-
HIGH STD		9069.64	10000.0	10000.0	0.0010	0.0

Curve Type: Linear Equation: $y = 0.9 x + -0.3$ **Sr 216.596 Calibration (ppb) 3/15/2013, 10:44:21 AM Correlation Coefficient: 1.000000**

Label	Flags	Int. (c/s)	Std Conc.	Calc Conc.	Error	%Error
Blank		8.6474	0.0000	0.0000	-	-
HIGH STD		44950.9	5000.00	5000.00	-0.0005	0.0

Curve Type: Linear Equation: $y = 9.0 x + 8.6$ **Ti 334.941 Calibration (ppb) 3/15/2013, 10:44:21 AM Correlation Coefficient: 1.000000**

Label	Flags	Int. (c/s)	Std Conc.	Calc Conc.	Error	%Error
Blank		-90.8638	0.0000	0.0000	-	-
HIGH STD		262819	1000.00	1000.00	0.0000	0.0

Curve Type: Linear Equation: $y = 262.9 x + -90.9$ **Tl 190.794 Calibration (ppb) 3/15/2013, 10:44:21 AM Correlation Coefficient: 1.000000**

Label	Flags	Int. (c/s)	Std Conc.	Calc Conc.	Error	%Error
Blank		-1.3989	0.0000	0.0000	-	-
HIGH STD		6955.68	10000.0	10000.00	-0.0010	0.0

Curve Type: Linear Equation: $y = 0.7 x + -1.4$ **V 292.401 Calibration (ppb) 3/15/2013, 10:44:21 AM Correlation Coefficient: 1.000000**

Label	Flags	Int. (c/s)	Std Conc.	Calc Conc.	Error	%Error
Blank		-4.1895	0.0000	0.0000	-	-
HIGH STD		267954	10000.0	10000.0	0.0000	0.0

Curve Type: Linear Equation: $y = 26.8 x + -4.2$ **Zn 206.200 Calibration (ppb) 3/15/2013, 10:44:21 AM Correlation Coefficient: 1.000000**

Label	Flags	Int. (c/s)	Std Conc.	Calc Conc.	Error	%Error
Blank		1.3198	0.0000	0.0000	-	-
HIGH STD		7266.19	5000.00	5000.00	0.0000	0.0

Curve Type: Linear Equation: $y = 1.5 x + 1.3$ **Lab Control Sample (LCS) 3/15/2013, 10:49:45 AM Rack S, Tube 2****Weight: 1 Volume: 1 Dilution: 1**

Label	Replicates Concentration		
Ag 328.068	1026.94	1003.03	1012.61
Al 308.215	10105.8	10085.0	10072.4
As 188.980	1006.48	1022.15	1018.60
B 249.678	5085.74	5088.80	5095.27
Ba 389.178	10112.8	10086.2	10079.7

E03152013.wvq. All Data Report 3/16/2013, 9:03:24 AM

Label	Replicates Concentration		
Be 313.042	1009.30	1006.22	1007.71
Ca 370.602	10077	10065	10068
Cd 226.502	1013.06	1008.32	1006.89
Co 228.615	1012.80	1006.50	1002.38
Cr 267.716	10103.1	10085.3	10092.4
Cu 324.754	9975.89	10145.2	10058.2
Fe 271.441	10095.1	10053.0	10043.9
K 766.491	20231.4	20052.9	20045.5
Mg 279.078	10112.3	10062.6	10067.5
Mn 257.610	10127.0	10091.4	10068.6
Mo 202.032	1014.46	1013.46	1011.89
Na 330.237	14967.3	15204.1	15209.5
Ni 231.604	5065.01	5053.53	5023.31
Pb 220.353	1012.06	1007.91	998.870
Sb 206.834	5048.14	5020.89	5021.96
Se 196.026	10196.1	10096.1	10005.2
Sn 189.925	10167.5	10039.8	10143.7
Sr 216.596	5043.11	5041.76	5064.73
Ti 334.941	1011.51	1009.07	1011.01
Tl 190.794	10120.0	10088.4	10065.7
V 292.401	10117.0	10076.4	10075.2
Zn 206.200	5067.33	5025.51	5015.26

Label	Sol'n Conc.	Units	SD	%RSD	Int. (c/s)	QC Value
Ag 328.068	1014.19	ppb	12.0370	1.2	58884.9	101.41930
Al 308.215	10087.8	ppb	16.8603	0.2	49236.6	100.87762
As 188.980	1015.74	ppb	8.2160	0.8	672.606	101.57405
B 249.678	5089.93	ppb	4.8670	0.1	38897.9	101.79868
Ba 389.178	10092.9	ppb	17.5601	0.2	238310	100.92922
Be 313.042	1007.74	ppb	1.5409	0.2	1822266	100.77395
Ca 370.602	10070	ppb	6.381	0.1	33272	100.70225
Cd 226.502	1009.42	ppb	3.2315	0.3	32303.0	100.94238
Co 228.615	1007.23	ppb	5.2459	0.5	11667.3	100.72263
Cr 267.716	10093.6	ppb	8.9786	0.1	382415	100.93586
Cu 324.754	10059.8	ppb	84.6575	0.8	481472	100.59769
Fe 271.441	10064.0	ppb	27.3314	0.3	14651.3	100.63994
K 766.491	20110.0	ppb	105.266	0.5	1398575	100.54980
Mg 279.078	10080.8	ppb	27.4156	0.3	18103.7	100.80775
Mn 257.610	10095.7	ppb	29.4360	0.3	1889372	100.95671
Mo 202.032	1013.27	ppb	1.2947	0.1	6402.10	101.32725
Na 330.237	15127.0	ppb	138.310	0.9	684.374	100.84652
Ni 231.604	5047.28	ppb	21.5426	0.4	10575.7	100.94565
Pb 220.353	1006.28	ppb	6.7438	0.7	1451.52	100.62794
Sb 206.834	5030.33	ppb	15.4316	0.3	4416.29	100.60666
Se 196.026	10099.2	ppb	95.4659	0.9	4530.77	100.99164
Sn 189.925	10117.0	ppb	67.8795	0.7	9175.75	101.16982
Sr 216.596	5049.86	ppb	12.8911	0.3	45301.4	100.99728
Ti 334.941	1010.53	ppb	1.2844	0.1	265630	101.05291
Tl 190.794	10091.3	ppb	27.2608	0.3	7012.15	100.91346
V 292.401	10089.5	ppb	23.8363	0.2	269569	100.89532
Zn 206.200	5036.03	ppb	27.5820	0.5	7289.81	100.72066

Initial Calib Verif (ICV)

3/15/2013, 10:59:37 AM

Rack S, Tube 3

Weight: 1

Volume: 1

Dilution: 1

Label	Replicates Concentration		
Ag 328.068	1002.01	1002.72	1002.48
Al 308.215	965.288	965.418	965.599

E03152013.wvq. All Data Report 3/16/2013, 9:03:24 AM

Label	Replicates Concentration		
As 188.980	1002.25	1008.29	1009.68
B 249.678	1046.95	1052.89	1057.32
Ba 389.178	1017.95	1022.33	1019.84
Be 313.042	1014.15	1018.78	1016.38
Ca 370.602	965.9	962.7	957.9
Cd 226.502	1012.65	1011.04	1013.62
Co 228.615	975.070	984.859	982.256
Cr 267.716	994.362	998.508	994.711
Cu 324.754	1001.48	1000.63	996.973
Fe 271.441	984.464	987.659	989.356
K 766.491	10055.3	10114.0	10096.3
Mg 279.078	1011.44	1015.56	1012.12
Mn 257.610	1026.02	1030.04	1026.97
Mo 202.032	1009.20	1016.70	1011.25
Na 330.237	9771.46	10142.8	9883.03
Ni 231.604	1019.22	1026.03	1017.93
Pb 220.353	1010.19	1019.64	1016.37
Sb 206.834	1027.69	1023.60	1017.39
Se 196.026	988.117	986.303	1003.76
Sn 189.925	5086.88	5072.15	5090.55
Sr 216.596	5043.18	5065.18	5040.67
Ti 334.941	1006.48	1010.94	1007.80
Tl 190.794	1054.32	1040.96	1040.67
V 292.401	1014.03	1018.12	1014.98
Zn 206.200	993.832	998.417	997.504

Label	Sol'n Conc.	Units	SD	%RSD	Int. (c/s)	QC Value
Ag 328.068	1002.41	ppb	0.3615	0.0	58123.3	100.24062
Al 308.215	965.435	ppb	0.1561	0.0	5014.86	96.54352
As 188.980	1006.74	ppb	3.9514	0.4	666.656	100.67398
B 249.678	1052.38	ppb	5.2030	0.5	8070.65	105.23840
Ba 389.178	1020.04	ppb	2.1956	0.2	24072.7	102.00410
Be 313.042	1016.44	ppb	2.3165	0.2	1838321	101.64394
Ca 370.602	962.2	ppb	4.007	0.4	3402	96.21762
Cd 226.502	1012.44	ppb	1.2985	0.1	32380.3	101.24367
Co 228.615	980.728	ppb	5.0706	0.5	11335.5	98.07285
Cr 267.716	995.860	ppb	2.2994	0.2	37721.4	99.58601
Cu 324.754	999.692	ppb	2.3928	0.2	47981.5	99.96917
Fe 271.441	987.160	ppb	2.4839	0.3	1558.23	98.71599
K 766.491	10088.5	ppb	30.0967	0.3	701942	100.88496
Mg 279.078	1013.04	ppb	2.2093	0.2	1856.18	101.30422
Mn 257.610	1027.68	ppb	2.0986	0.2	192347	102.76752
Mo 202.032	1012.38	ppb	3.8788	0.4	6411.80	101.23830
Na 330.237	9932.42	ppb	190.509	1.9	467.525	99.32417
Ni 231.604	1021.06	ppb	4.3515	0.4	2139.32	102.10578
Pb 220.353	1015.40	ppb	4.7994	0.5	1463.12	101.53995
Sb 206.834	1022.89	ppb	5.1859	0.5	885.103	102.28949
Se 196.026	992.725	ppb	9.5956	1.0	444.565	99.27254
Sn 189.925	5083.19	ppb	9.7373	0.2	4610.11	101.66382
Sr 216.596	5049.68	ppb	13.4865	0.3	45352.9	100.99354
Ti 334.941	1008.41	ppb	2.2896	0.2	265033	100.84059
Tl 190.794	1045.32	ppb	7.8023	0.7	725.157	104.53172
V 292.401	1015.71	ppb	2.1376	0.2	26975.1	101.57097
Zn 206.200	996.584	ppb	2.4268	0.2	1446.50	99.65845

E03152013.vvq. All Data Report 3/16/2013, 9:03:24 AM

Initial Calib Blank (ICB) **3/15/2013, 11:05:01 AM** **Rack S, Tube 1**
Weight: 1 **Volume: 1** **Dilution: 1**

Label	Replicates Concentration		
Ag 328.068	-0.0680u	-0.3152u	0.0213
Al 308.215	-1.3974u	-4.7982u	-3.5518u
As 188.980	-0.7171u	0.3224	0.4468
B 249.678	19.2216	17.6889	15.7460
Ba 389.178	0.3301	-0.6126u	-0.5203u
Be 313.042	0.1293	0.1182	0.1197
Ca 370.602	-7.860u	-8.738u	-13.60u
Cd 226.502	0.1908	0.1937	0.2057
Co 228.615	0.4811	0.4504	0.0634
Cr 267.716	0.2937	0.3318	0.2910
Cu 324.754	0.2200	0.5975	0.3391
Fe 271.441	12.3715	13.3616	16.3599
K 766.491	-3.6998u	-3.8379u	-3.2722u
Mg 279.078	-13.2891u	-13.1234u	-9.0320u
Mn 257.610	0.6516	0.5559	0.6363
Mo 202.032	1.4187	1.4505	0.5972
Na 330.237	0.6200	-306.234u	-247.008u
Ni 231.604	1.7873	0.3624	-0.3037u
Pb 220.353	0.8900	-3.2819u	-1.2088u
Sb 206.834	3.0442	-2.2843u	2.5279
Se 196.026	6.3232	13.5735	-8.2445u
Sn 189.925	1.9461	0.6276	5.3456
Sr 216.596	0.2784	0.0204	-0.0725u
Ti 334.941	0.3966	0.3587	0.3741
Tl 190.794	2.3689	-4.1988u	-2.9184u
V 292.401	0.0696	0.2782	0.6835
Zn 206.200	-1.0758u	0.4953	-0.9415u

Label	Sol'n Conc.	Units	SD	%RSD	Int. (c/s)	QC Value
Ag 328.068	-0.1206	ppb	0.1743	144.5	-92.0776	-0.12065
Al 308.215	-3.2491	ppb	1.7205	53.0	206.634	-3.24914
As 188.980	0.0174	ppb	0.6391	3677.9	-0.5077	0.01738
B 249.678	17.5521	ppb	1.7418	9.9	168.591	17.55214
Ba 389.178	-0.2676	ppb	0.5197	194.2	-24.9650	-0.26757
Be 313.042	0.1224	ppb	0.0060	4.9	-9.4280	0.12240
Ca 370.602	-10.06	ppb	3.090	30.7	26.84	-10.06479
Cd 226.502	0.1967	ppb	0.0079	4.0	12.8290	0.19669
Co 228.615	0.3316	ppb	0.2328	70.2	19.9979	0.33162
Cr 267.716	0.3055	ppb	0.0228	7.5	7.9310	0.30552
Cu 324.754	0.3855	ppb	0.1930	50.1	141.930	0.38553
Fe 271.441	14.0310	ppb	2.0767	14.8	26.5268	14.03098
K 766.491	-3.6033	ppb	0.2950	8.2	399.518	-3.60327
Mg 279.078	-11.8148	ppb	2.4114	20.4	19.8588	-11.81482
Mn 257.610	0.6146	ppb	0.0514	8.4	137.693	0.61460
Mo 202.032	1.1555	ppb	0.4837	41.9	14.7433	1.15546
Na 330.237	-184.207	ppb	162.781	88.4	0.5617	-184.20744
Ni 231.604	0.6153	ppb	1.0682	173.6	1.1424	0.61531
Pb 220.353	-1.2002	ppb	2.0860	173.8	-1.1605	-1.20024
Sb 206.834	1.0960	ppb	2.9387	268.1	0.2047	1.09595
Se 196.026	3.8841	ppb	11.1116	286.1	0.8457	3.88406
Sn 189.925	2.6397	ppb	2.4343	92.2	2.0571	2.63973
Sr 216.596	0.0754	ppb	0.1818	241.1	9.2856	0.07541
Ti 334.941	0.3765	ppb	0.0191	5.1	8.0678	0.37646
Tl 190.794	-1.5828	ppb	3.4816	220.0	-2.5010	-1.58276
V 292.401	0.3438	ppb	0.3121	90.8	4.7864	0.34379
Zn 206.200	-0.5073	ppb	0.8709	171.7	0.5821	-0.50733

E03152013.vvq. All Data Report 3/16/2013, 9:03:24 AM

CRI (CRI) **3/15/2013, 11:10:25 AM** **Rack S, Tube 4**
Weight: 1 **Volume: 1** **Dilution: 1**

Label	Replicates Concentration		
Ag 328.068	10.1989	10.9337	10.8290
Al 308.215	188.358	187.697	185.973
As 188.980	18.0388	26.0368	21.3145
B 249.678	107.682	107.984	107.954
Ba 389.178	8.8696	9.8560	10.1711
Be 313.042	4.0394	4.0478	4.0119
Ca 370.602	472.9	470.9	471.5
Cd 226.502	4.9875	5.2016	5.0896
Co 228.615	9.9605	10.1926	10.1994
Cr 267.716	9.9804	9.9455	9.9708
Cu 324.754	19.7643	19.6802	19.6353
Fe 271.441	52.3508	42.2287	43.9825
K 766.491	1025.98	1027.68	1025.65
Mg 279.078	496.107	497.055	495.791
Mn 257.610	10.4424	10.3440	10.3055
Mo 202.032	9.2148	10.2590	10.2729
Na 330.237	1034.93	787.436	938.130
Ni 231.604	40.1809	40.6879	39.3522
Pb 220.353	11.8747	8.9526	11.7191
Sb 206.834	22.6587	20.9258	25.5065
Se 196.026	21.8686	15.0556	24.0728
Sn 189.925	55.0145	46.8753	50.9826
Sr 216.596	10.1359	10.2312	9.6801
Ti 334.941	10.0117	10.0729	9.9786
Tl 190.794	20.8136	28.4162	28.1628
V 292.401	10.0897	10.6130	9.8106
Zn 206.200	19.6702	21.5186	19.1373

Label	Sol'n Conc.	Units	SD	%RSD	Int. (c/s)	QC Value
Ag 328.068	10.6539	ppb	0.3975	3.7	535.152	106.53861
Al 308.215	187.342	ppb	1.2312	0.7	1134.24	93.67123
As 188.980	21.7967	ppb	4.0207	18.4	13.9334	108.98354
B 249.678	107.873	ppb	0.1665	0.2	858.336	107.87322
Ba 389.178	9.6322	ppb	0.6790	7.0	210.202	96.32207
Be 313.042	4.0330	ppb	0.0188	0.5	7063.24	100.82576
Ca 370.602	471.7	ppb	1.024	0.2	1628	94.34729
Cd 226.502	5.0929	ppb	0.1071	2.1	169.450	101.85789
Co 228.615	10.1175	ppb	0.1360	1.3	132.979	101.17511
Cr 267.716	9.9656	ppb	0.0180	0.2	373.927	99.65570
Cu 324.754	19.6933	ppb	0.0655	0.3	1066.06	98.46640
Fe 271.441	46.1873	ppb	5.4093	11.7	74.0352	92.37467
K 766.491	1026.44	ppb	1.0914	0.1	72001.9	102.64384
Mg 279.078	496.318	ppb	0.6574	0.1	937.174	99.26354
Mn 257.610	10.3640	ppb	0.0706	0.7	1964.64	103.63982
Mo 202.032	9.9156	ppb	0.6069	6.1	70.1573	99.15559
Na 330.237	920.165	ppb	124.720	13.6	52.8835	92.01647
Ni 231.604	40.0737	ppb	0.6743	1.7	83.8211	100.18418
Pb 220.353	10.8488	ppb	1.6440	15.2	16.1965	108.48806
Sb 206.834	23.0303	ppb	2.3129	10.0	19.1206	115.15159
Se 196.026	20.3324	ppb	4.7008	23.1	8.2249	101.66177
Sn 189.925	50.9575	ppb	4.0697	8.0	45.8818	101.91494
Sr 216.596	10.0157	ppb	0.2946	2.9	97.8545	100.15728
Ti 334.941	10.0211	ppb	0.0478	0.5	2545.83	100.21087
Tl 190.794	25.7975	ppb	4.3181	16.7	16.5409	103.19016
V 292.401	10.1711	ppb	0.4074	4.0	266.006	101.71075
Zn 206.200	20.1087	ppb	1.2497	6.2	20.5091	100.54349

E03152013.vvq. All Data Report 3/16/2013, 9:03:24 AM

Interf Check A (ICSA) 3/15/2013, 11:15:51 AM Rack S, Tube 5

Weight: 1 Volume: 1 Dilution: 1

Label	Replicates Concentration		
Ag 328.068	0.5245	0.4053	0.1131
Al 308.215	534745	534554	535360
As 188.980	10.5211	7.1627	0.9694
B 249.678	-11.3674u	-10.1915u	-9.0094u
Ba 389.178	1.8706	1.9937	2.2405
Be 313.042	-0.1179u	-0.1246u	-0.1314u
Ca 370.602	496363	496832	495083
Cd 226.502	2.1694	2.0178	2.1436
Co 228.615	0.6840	-0.3436u	0.8736
Cr 267.716	0.9509	1.1306	0.7220
Cu 324.754	0.5611	-0.9732	0.7655
Fe 271.441	197681	197623	197784
K 766.491	-5.2252u	-5.6585u	-4.9965u
Mg 279.078	548690	548749	550977
Mn 257.610	-0.3081	-0.3296	-0.3565
Mo 202.032	-0.0135u	1.2018u	0.9340u
Na 330.237	-793.057u	-789.290u	-678.811u
Ni 231.604	4.5237	2.5721	5.3447
Pb 220.353	5.3631u	2.5954u	-0.2261u
Sb 206.834	6.7591	-2.9484	-3.6066
Se 196.026	13.0857	-15.3573u	-13.8862u
Sn 189.925	2.3874	9.0866	-1.2463u
Sr 216.596	2.5998	4.2264	4.6684
Ti 334.941	0.1873	0.0389	0.1235
Tl 190.794	5.3030u	1.8153u	11.1474
V 292.401	0.2934	1.3838	0.9291
Zn 206.200	17.3588	23.2240	17.4478

Label	Sol'n Conc.	Units	SD	%RSD	Int. (c/s)	QC Value
Ag 328.068	0.3476	ppb	0.2117	60.9	-70.7429	0.34764
Al 308.215	534886	ppb	421.164	0.1	2601172	-
As 188.980	6.2177	ppb	4.8454	77.9	5.8782	6.21774
B 249.678	-10.1894	ppb	1.1790	11.6	-194.135	-10.18942
Ba 389.178	2.0349	ppb	0.1884	9.3	1777.00	2.03494
Be 313.042	-0.1247	ppb	0.0068	5.4	-266.695	-0.12465
Ca 370.602	496093	ppb	905.6	0.2	1632926	-
Cd 226.502	2.1103	ppb	0.0811	3.8	492.695	2.11030
Co 228.615	0.4047	ppb	0.6549	161.8	14.3310	0.40467
Cr 267.716	0.9345	ppb	0.2048	21.9	72.9049	0.93448
Cu 324.754	0.1178	ppb	0.9503	806.8	185.241	0.11779
Fe 271.441	197696	ppb	81.6110	0.0	283569	-
K 766.491	-5.2934	ppb	0.3363	6.4	282.030	-5.29340
Mg 279.078	549472	ppb	1304.02	0.2	992071	-
Mn 257.610	-0.3314	ppb	0.0242	7.3	2990.86	-0.33142
Mo 202.032	0.7074	ppb	0.6386	90.3	3.2429	0.70743
Na 330.237	-753.719	ppb	64.9001	8.6	-81.6428	-753.71948
Ni 231.604	4.1468	ppb	1.4242	34.3	11.9801	4.14685
Pb 220.353	2.5775	ppb	2.7946	108.4	-4.1763	2.57750
Sb 206.834	0.0680	ppb	5.8040	8533.9	3.2197	0.06801
Se 196.026	-5.3859	ppb	16.0138	297.3	-2.2557	-5.38593
Sn 189.925	3.4092	ppb	5.2417	153.7	2.9741	3.40925
Sr 216.596	3.8315	ppb	1.0894	28.4	152.377	3.83151
Ti 334.941	0.1165	ppb	0.0744	63.9	2311.07	0.11655
Tl 190.794	6.0886	ppb	4.7154	77.4	-4.2565	6.08858
V 292.401	0.8688	ppb	0.5477	63.0	21.8635	0.86877
Zn 206.200	19.3435	ppb	3.3609	17.4	29.4201	19.34354

E03152013.vvq. All Data Report 3/16/2013, 9:03:24 AM

Interf Check AB (ICSAB) **3/15/2013, 11:21:17 AM** **Rack S, Tube 6**
Weight: 1 **Volume: 1** **Dilution: 1**

Label	Replicates Concentration		
Ag 328.068	222.137	222.121	221.112
Al 308.215	532922	531380	531225
As 188.980	109.902	105.221	123.469
B 249.678	-12.3946u	-11.7730u	-11.1204u
Ba 389.178	519.868	517.682	516.683
Be 313.042	497.296	495.894	497.043
Ca 370.602	494909	493766	494653
Cd 226.502	983.922	980.228	982.956
Co 228.615	484.209	483.092	484.091
Cr 267.716	499.238	498.578	499.465
Cu 324.754	535.375	534.281	534.917
Fe 271.441	197046	196133	196345
K 766.491	-5.8632u	-5.5681u	-5.5983u
Mg 279.078	548314	545765	548307
Mn 257.610	497.151	495.953	495.605
Mo 202.032	1086.26	1087.40	1089.94
Na 330.237	-529.682u	-995.819u	-833.323u
Ni 231.604	974.034	959.628	973.364
Pb 220.353	55.4976	48.7249	52.0433
Sb 206.834	659.888	643.731	642.658
Se 196.026	39.0532	46.2043	50.4480
Sn 189.925	1039.68	1039.59	1053.14
Sr 216.596	2.8885	2.9321	3.8106
Ti 334.941	-6.2306	-6.3418	-6.2809
Tl 190.794	112.394	91.5650	95.6744
V 292.401	504.151	501.183	502.301
Zn 206.200	963.646	959.214	968.099

Label	Sol'n Conc.	Units	SD	%RSD	Int. (c/s)	QC Value
Ag 328.068	221.790	ppb	0.5874	0.3	12829.5	110.89500
Al 308.215	531842	ppb	938.384	0.2	2586484	106.36840
As 188.980	112.864	ppb	9.4777	8.4	76.2739	112.86419
B 249.678	-11.7627	ppb	0.6372	5.4	-205.380	-
Ba 389.178	518.078	ppb	1.6292	0.3	13959.2	103.61552
Be 313.042	496.744	ppb	0.7470	0.2	898391	99.34888
Ca 370.602	494443	ppb	599.7	0.1	1627543	98.88854
Cd 226.502	982.369	ppb	1.9157	0.2	31833.3	98.23689
Co 228.615	483.797	ppb	0.6134	0.1	5562.00	96.75945
Cr 267.716	499.094	ppb	0.4606	0.1	18939.4	99.81876
Cu 324.754	534.858	ppb	0.5496	0.1	25799.0	106.97153
Fe 271.441	196508	ppb	477.790	0.2	281932	98.25393
K 766.491	-5.6766	ppb	0.1624	2.9	255.396	-
Mg 279.078	547462	ppb	1469.51	0.3	988436	109.49239
Mn 257.610	496.236	ppb	0.8108	0.2	95906.3	99.24727
Mo 202.032	1087.86	ppb	1.8856	0.2	6881.69	108.78633
Na 330.237	-786.274	ppb	236.603	30.1	-89.3674	-
Ni 231.604	969.009	ppb	8.1308	0.8	2033.66	96.90089
Pb 220.353	52.0886	ppb	3.3866	6.5	65.9832	104.17716
Sb 206.834	648.759	ppb	9.6528	1.5	557.274	108.12652
Se 196.026	45.2352	ppb	5.7589	12.7	20.5532	90.47032
Sn 189.925	1044.14	ppb	7.7978	0.7	946.910	104.41366
Sr 216.596	3.2104	ppb	0.5202	16.2	99.9656	-
Ti 334.941	-6.2844	ppb	0.0557	0.9	620.019	-
Tl 190.794	99.8777	ppb	11.0323	11.0	60.5456	99.87772
V 292.401	502.545	ppb	1.4993	0.3	13227.7	100.50903
Zn 206.200	963.653	ppb	4.4426	0.5	1400.06	96.36532

E03152013.vvq. All Data Report 3/16/2013, 9:03:24 AM

Cont Calib Verif (CCV) 3/15/2013, 11:26:41 AM Rack 1, Tube 1
 Weight: 1 Volume: 1 Dilution: 1

Label	Replicates Concentration		
Ag 328.068	508.647	496.883	497.303
Al 308.215	5121.74	5079.04	5080.62
As 188.980	480.418	486.906	487.836
B 249.678	2550.50	2553.44	2565.27
Ba 389.178	5005.25	4970.79	4975.63
Be 313.042	494.917	490.391	492.003
Ca 370.602	5023	4970	4963
Cd 226.502	495.937	491.612	491.532
Co 228.615	501.208	498.089	497.695
Cr 267.716	4958.14	4919.18	4921.48
Cu 324.754	4865.56	4887.21	4816.97
Fe 271.441	5084.87	5045.40	5053.93
K 766.491	9909.73	9872.20	9898.65
Mg 279.078	5024.42	4981.80	4974.15
Mn 257.610	5023.14	4982.17	4981.66
Mo 202.032	499.310	496.971	496.952
Na 330.237	7386.94	7393.44	7240.78
Ni 231.604	2509.61	2494.42	2493.38
Pb 220.353	501.671	498.337	496.053
Sb 206.834	963.305	967.536	973.445
Se 196.026	5014.17	4969.14	4963.25
Sn 189.925	5082.00	4970.05	4977.69
Sr 216.596	2472.55	2453.75	2455.38
Ti 334.941	490.549	486.955	487.835
Tl 190.794	5108.55	5075.36	5103.55
V 292.401	4968.73	4938.11	4944.60
Zn 206.200	2475.46	2455.30	2459.76

Label	Sol'n Conc.	Units	SD	%RSD	Int. (c/s)	QC Value
Ag 328.068	500.944	ppb	6.6737	1.3	29043.1	100.18884
Al 308.215	5093.80	ppb	24.2068	0.5	24972.6	101.87597
As 188.980	485.053	ppb	4.0415	0.8	320.918	97.01070
B 249.678	2556.40	ppb	7.8202	0.3	19553.6	102.25613
Ba 389.178	4983.89	ppb	18.6555	0.4	117668	99.67781
Be 313.042	492.437	ppb	2.2943	0.5	890340	98.48740
Ca 370.602	4985	ppb	32.99	0.7	16492	99.70315
Cd 226.502	493.027	ppb	2.5204	0.5	15781.2	98.60536
Co 228.615	498.997	ppb	1.9245	0.4	5787.95	99.79948
Cr 267.716	4932.93	ppb	21.8558	0.4	186892	98.65868
Cu 324.754	4856.58	ppb	35.9715	0.7	232505	97.13157
Fe 271.441	5061.40	ppb	20.7699	0.4	7369.81	101.22795
K 766.491	9893.53	ppb	19.2834	0.2	688389	98.93526
Mg 279.078	4993.45	ppb	27.0854	0.5	8988.42	99.86907
Mn 257.610	4995.65	ppb	23.8041	0.5	934932	99.91308
Mo 202.032	497.744	ppb	1.3558	0.3	3148.65	99.54884
Na 330.237	7340.39	ppb	86.3221	1.2	336.694	97.87184
Ni 231.604	2499.14	ppb	9.0860	0.4	5236.45	99.96552
Pb 220.353	498.687	ppb	2.8256	0.6	719.632	99.73740
Sb 206.834	968.095	ppb	5.0931	0.5	873.641	38.72382Q
Se 196.026	4982.19	ppb	27.8524	0.6	2234.70	99.64377
Sn 189.925	5009.91	ppb	62.5469	1.2	4543.65	100.19829
Sr 216.596	2460.56	ppb	10.4155	0.4	22077.1	98.42244
Ti 334.941	488.446	ppb	1.8735	0.4	128348	97.68925
Tl 190.794	5095.82	ppb	17.8931	0.4	3540.28	101.91640
V 292.401	4950.48	ppb	16.1321	0.3	132264	99.00960
Zn 206.200	2463.51	ppb	10.5905	0.4	2566.69	98.54031

E03152013.vvq. All Data Report 3/16/2013, 9:03:24 AM

Cont Calib Blank (CCB) 3/15/2013, 11:32:05 AM Rack 1, Tube 2
 Weight: 1 Volume: 1 Dilution: 1

Label	Replicates Concentration		
Ag 328.068	0.7346	1.3444	1.5559
Al 308.215	0.6266	-2.4210u	-1.9822u
As 188.980	2.7720	-0.1294u	-0.3401u
B 249.678	27.2080	23.9542	18.8627
Ba 389.178	0.7013	-0.2329u	0.0053
Be 313.042	0.0518	0.0456	0.0517
Ca 370.602	-12.08u	-17.06u	-15.08u
Cd 226.502	0.0033	0.1466	-0.0510u
Co 228.615	-0.0885u	0.2698	-0.4792u
Cr 267.716	0.6735	0.6168	0.4836
Cu 324.754	0.9040	0.4434	0.5528
Fe 271.441	3.7160	-5.1067u	-1.5040u
K 766.491	-5.9395u	-5.9946u	-6.3532u
Mg 279.078	0.6830	-6.4835u	-4.9446u
Mn 257.610	0.5554	0.4559	0.4487
Mo 202.032	0.5566	1.3807	0.3840
Na 330.237	-44.6663u	-358.380u	-264.191u
Ni 231.604	0.0520	-0.0930u	3.0816
Pb 220.353	2.4687	1.3081	-1.5165u
Sb 206.834	3.6599	-2.8031u	6.9159
Se 196.026	1.0040	-2.5244u	14.4643
Sn 189.925	-1.0179u	0.5405	1.1385
Sr 216.596	0.0984	0.0114	-0.1382u
Ti 334.941	0.1715	0.1396	0.1181
Tl 190.794	3.0958	1.5280	4.4925
V 292.401	0.9549	0.6125	0.2474
Zn 206.200	1.4861	-0.0397u	-1.4047u

Label	Sol'n Conc.	Units	SD	%RSD	Int. (c/s)	QC Value
Ag 328.068	1.2116	ppb	0.4264	35.2	-14.4723	1.21161
Al 308.215	-1.2589	ppb	1.6476	130.9	216.284	-1.25888
As 188.980	0.7675	ppb	1.7391	226.6	-0.0103	0.76752
B 249.678	23.3416	ppb	4.2063	18.0	212.809	23.34165
Ba 389.178	0.1579	ppb	0.4854	307.4	-14.9067	0.15791
Be 313.042	0.0497	ppb	0.0035	7.1	-140.918	0.04970
Ca 370.602	-14.74	ppb	2.505	17.0	11.79	-14.73695
Cd 226.502	0.0330	ppb	0.1021	309.8	7.5809	0.03295
Co 228.615	-0.0993	ppb	0.3746	377.2	15.0237	-0.09931
Cr 267.716	0.5913	ppb	0.0975	16.5	18.7570	0.59132
Cu 324.754	0.6334	ppb	0.2406	38.0	153.782	0.63339
Fe 271.441	-0.9649	ppb	4.4360	459.7	4.9594	-0.96492
K 766.491	-6.0958	ppb	0.2247	3.7	226.255	-6.09576
Mg 279.078	-3.5817	ppb	3.7726	105.3	34.7249	-3.58171
Mn 257.610	0.4866	ppb	0.0596	12.3	113.777	0.48665
Mo 202.032	0.7738	ppb	0.5327	68.8	12.3282	0.77380
Na 330.237	-222.412	ppb	160.975	72.4	-1.2572	-222.41220
Ni 231.604	1.0135	ppb	1.7924	176.9	1.9767	1.01353
Pb 220.353	0.7534	ppb	2.0497	272.1	1.6572	0.75341
Sb 206.834	2.5909	ppb	4.9469	190.9	1.4973	2.59088
Se 196.026	4.3146	ppb	8.9652	207.8	1.0388	4.31463
Sn 189.925	0.2204	ppb	1.1133	505.2	-0.1373	0.22037
Sr 216.596	-0.0095	ppb	0.1196	1262.0	8.5097	-0.00948
Ti 334.941	0.1431	ppb	0.0269	18.8	-53.2417	0.14310
Tl 190.794	3.0388	ppb	1.4831	48.8	0.7145	3.03877
V 292.401	0.6049	ppb	0.3538	58.5	11.8028	0.60493
Zn 206.200	0.0139	ppb	1.4462	10402.6	1.3386	0.01390

E03152013.vvq. All Data Report 3/16/2013, 9:03:24 AM

mb 680-269392/1-a (Samp) **3/15/2013, 11:37:29 AM** **Rack 1, Tube 3**
Weight: 1 **Volume: 1** **Dilution: 1**

Label	Replicates Concentration		
Ag 328.068	0.2899	1.1912	0.4871
Al 308.215	-4.7050u	-3.6338u	-6.9449u
As 188.980	1.6301	-0.0817u	1.7867
B 249.678	10.2919	8.2779	8.7367
Ba 389.178	0.5192	0.1379	-1.1761u
Be 313.042	0.0372	0.0247	0.0251
Ca 370.602	-11.18u	-13.10u	-15.39u
Cd 226.502	0.1067	-0.0876u	-0.0946u
Co 228.615	0.1365	0.2977	-0.0561u
Cr 267.716	0.6878	0.2610	0.2589
Cu 324.754	1.9601	1.5253	2.2383
Fe 271.441	-3.0004u	7.0947	7.6699
K 766.491	-6.3422u	-6.1788u	-7.0402u
Mg 279.078	-9.4789u	-12.1164u	-16.2888u
Mn 257.610	0.0894	0.0083	0.0313
Mo 202.032	0.9048	-0.5831u	0.6234
Na 330.237	-15.1373u	-158.300u	-227.544u
Ni 231.604	2.0868	1.4331	0.0919
Pb 220.353	0.7775	-1.1079u	0.8351
Sb 206.834	-1.1520u	3.9955	1.5024
Se 196.026	5.8987	0.8912	11.2683
Sn 189.925	2.0448	-0.1018u	0.2685
Sr 216.596	-0.1476u	0.5063	-0.2581u
Ti 334.941	0.0492	0.0723	0.0156
Tl 190.794	0.3052	-1.8796u	1.7270
V 292.401	0.4042	0.1878	0.0436
Zn 206.200	0.2226	0.7671	0.2337

Label	Sol'n Conc.	Units	SD	%RSD	Int. (c/s)
Ag 328.068	0.6561	ppb	0.4738	72.2	-46.8232
Al 308.215	-5.0945	ppb	1.6896	33.2	197.595
As 188.980	1.1117	ppb	1.0365	93.2	0.2180
B 249.678	9.1022	ppb	1.0555	11.6	104.065
Ba 389.178	-0.1730	ppb	0.8894	514.1	-22.7465
Be 313.042	0.0290	ppb	0.0071	24.4	-178.276
Ca 370.602	-13.23	ppb	2.105	15.9	16.86
Cd 226.502	-0.0252	ppb	0.1143	454.0	5.7202
Co 228.615	0.1260	ppb	0.1771	140.6	17.6378
Cr 267.716	0.4026	ppb	0.2470	61.4	11.6075
Cu 324.754	1.9079	ppb	0.3594	18.8	214.769
Fe 271.441	3.9214	ppb	6.0014	153.0	12.0365
K 766.491	-6.5204	ppb	0.4575	7.0	196.736
Mg 279.078	-12.6280	ppb	3.4337	27.2	18.3975
Mn 257.610	0.0430	ppb	0.0418	97.2	30.7054
Mo 202.032	0.3151	ppb	0.7904	250.9	9.4260
Na 330.237	-133.660	ppb	108.326	81.0	2.9610
Ni 231.604	1.2039	ppb	1.0170	84.5	2.3756
Pb 220.353	0.1682	ppb	1.1056	657.1	0.8137
Sb 206.834	1.4486	ppb	2.5742	177.7	0.5156
Se 196.026	6.0194	ppb	5.1896	86.2	1.8032
Sn 189.925	0.7372	ppb	1.1475	155.7	0.3315
Sr 216.596	0.0335	ppb	0.4131	1232.5	8.9155
Ti 334.941	0.0457	ppb	0.0285	62.4	-78.8931
Tl 190.794	0.0509	ppb	1.8167	3570.5	-1.3635
V 292.401	0.2119	ppb	0.1815	85.6	1.3513
Zn 206.200	0.4078	ppb	0.3112	76.3	1.9113

E03152013.vvq. All Data Report 3/16/2013, 9:03:24 AM

lb 680-269057/2-b (Samp) **3/15/2013, 11:42:53 AM** **Rack 1, Tube 4**
Weight: 1 **Volume: 1** **Dilution: 1**

Label	Replicates Concentration		
Ag 328.068	0.2846	1.0956	0.5912
Al 308.215	2.9958	-0.3850u	-1.2168u
As 188.980	-2.0907u	7.3349	-0.6163u
B 249.678	54.3507	53.4090	53.8422
Ba 389.178	0.4801	-0.0098	0.2480
Be 313.042	0.0361	0.0325	0.0308
Ca 370.602	417.1	414.6	412.3
Cd 226.502	0.3677	0.1430	0.3323
Co 228.615	-0.3534u	-0.2307u	0.0779
Cr 267.716	0.3936	0.4530	0.6840
Cu 324.754	2.3576	2.3660	2.2694
Fe 271.441	51.7306	55.1505	50.0176
K 766.491	116.148	114.996	115.585
Mg 279.078	72.4097	73.8647	68.2897
Mn 257.610	0.1818	0.1742	0.1833
Mo 202.032	0.7504	0.3611	0.3510
Na 330.237	177849x	175695x	175259x
Ni 231.604	2.2318	2.1912	1.0406
Pb 220.353	1.0876	-1.1232u	1.3705
Sb 206.834	0.4634	-0.9372u	5.8401
Se 196.026	3.4023	10.2441	-1.5397u
Sn 189.925	0.6057	0.8883	-1.2363u
Sr 216.596	-0.1810u	1.1530	0.5996
Ti 334.941	0.1112	0.0623	0.0594
Tl 190.794	4.8803	-2.5076u	-3.4411u
V 292.401	0.5683	0.0704	0.0060u
Zn 206.200	6.6239	6.1177	6.0734

Label	Sol'n Conc.	Units	SD	%RSD	Int. (c/s)
Ag 328.068	0.6571b	ppb	0.4095	62.3	-46.7815
Al 308.215	0.4646b	ppb	2.2312	480.2	224.597
As 188.980	1.5426b	ppb	5.0701	328.7	0.5071
B 249.678	53.8673b	ppb	0.4713	0.9	445.889
Ba 389.178	0.2394b	ppb	0.2451	102.4	-12.7094
Be 313.042	0.0331b	ppb	0.0027	8.2	-190.049
Ca 370.602	414.7b	ppb	2.422	0.6	1435
Cd 226.502	0.2810b	ppb	0.1208	43.0	14.7866
Co 228.615	-0.1687b	ppb	0.2222	131.7	14.2414
Cr 267.716	0.5102b	ppb	0.1534	30.1	18.1504
Cu 324.754	2.3310b	ppb	0.0535	2.3	235.023
Fe 271.441	52.2996b	ppb	2.6134	5.0	81.3564
K 766.491	115.576b	ppb	0.5760	0.5	8684.18
Mg 279.078	71.5214b	ppb	2.8917	4.0	170.344
Mn 257.610	0.1798b	ppb	0.0049	2.7	56.0526
Mo 202.032	0.4875b	ppb	0.2278	46.7	10.5150
Na 330.237	176268xb	ppb	1387.04	0.8	8395.57
Ni 231.604	1.8212b	ppb	0.6763	37.1	3.6699
Pb 220.353	0.4450b	ppb	1.3654	306.9	1.2131
Sb 206.834	1.7887b	ppb	3.5778	200.0	0.8143
Se 196.026	4.0356b	ppb	5.9174	146.6	0.9138
Sn 189.925	0.0859b	ppb	1.1537	1343.1	-0.1913
Sr 216.596	0.5238b	ppb	0.6702	127.9	13.3685
Ti 334.941	0.0776b	ppb	0.0291	37.5	-82.9226
Tl 190.794	-0.3561b	ppb	4.5589	1280.1	-1.6489
V 292.401	0.2149b	ppb	0.3077	143.2	0.1219
Zn 206.200	6.2717b	ppb	0.3059	4.9	10.4308

E03152013.vvq. All Data Report 3/16/2013, 9:03:24 AM

ics 680-269392/3-a (Samp) 3/15/2013, 11:48:18 AM Rack 1, Tube 5
 Weight: 1 Volume: 1 Dilution: 1

Label	Replicates Concentration		
Ag 328.068	111.121	111.162	111.930
Al 308.215	10251.5	10272.5	10298.6
As 188.980	178.428	184.916	194.333
B 249.678	479.665	482.558	489.867
Ba 389.178	209.187	208.046	209.933
Be 313.042	106.300	106.674	107.026
Ca 370.602	10611	10650	10683
Cd 226.502	105.339	105.653	105.878
Co 228.615	104.086	104.292	103.678
Cr 267.716	207.769	209.613	209.927
Cu 324.754	210.674	210.896	212.088
Fe 271.441	10313.9	10325.5	10363.6
K 766.491	11543.4	11555.0	11638.7
Mg 279.078	10399.7	10416.2	10456.6
Mn 257.610	1077.84	1080.71	1084.11
Mo 202.032	207.532	208.241	210.448
Na 330.237	196372x	196779x	197682x
Ni 231.604	209.462	208.170	210.870
Pb 220.353	104.787	100.387	101.557
Sb 206.834	80.7277	93.9010	87.1507
Se 196.026	195.131	201.377	206.042
Sn 189.925	93.3934	91.8703	91.9193
Sr 216.596	210.781	212.459	212.782
Ti 334.941	199.500	200.746	201.123
Tl 190.794	73.4700	93.2728	85.6552
V 292.401	209.410	210.087	211.323
Zn 206.200	211.347	211.015	214.136

Label	Sol'n Conc.	Units	SD	%RSD	Int. (c/s)
Ag 328.068	111.404b	ppb	0.4558	0.4	6400.10
Al 308.215	10274.2b	ppb	23.5660	0.2	50202.0
As 188.980	185.892b	ppb	7.9975	4.3	122.650
B 249.678	484.030b	ppb	5.2577	1.1	3723.12
Ba 389.178	209.056b	ppb	0.9503	0.5	4960.66
Be 313.042	106.667b	ppb	0.3634	0.3	192673
Ca 370.602	10648b	ppb	36.11	0.3	34658
Cd 226.502	105.623b	ppb	0.2709	0.3	3404.56
Co 228.615	104.019b	ppb	0.3125	0.3	1216.10
Cr 267.716	209.103b	ppb	1.1657	0.6	7926.04
Cu 324.754	211.219b	ppb	0.7602	0.4	10237.9
Fe 271.441	10334.3b	ppb	25.9998	0.3	14844.7
K 766.491	11579.0b	ppb	51.9921	0.4	805554
Mg 279.078	10424.2b	ppb	29.2977	0.3	18847.5
Mn 257.610	1080.89b	ppb	3.1353	0.3	202368
Mo 202.032	208.740b	ppb	1.5207	0.7	1327.49
Na 330.237	196944xb	ppb	670.175	0.3	9373.57
Ni 231.604	209.500b	ppb	1.3505	0.6	439.000
Pb 220.353	102.244b	ppb	2.2792	2.2	147.694
Sb 206.834	87.2598b	ppb	6.5873	7.5	74.7449
Se 196.026	200.850b	ppb	5.4743	2.7	89.4800
Sn 189.925	92.3943b	ppb	0.8656	0.9	83.5446
Sr 216.596	212.008b	ppb	1.0742	0.5	1909.48
Ti 334.941	200.456b	ppb	0.8493	0.4	52642.4
Tl 190.794	84.1327b	ppb	9.9888	11.9	55.7074
V 292.401	210.273b	ppb	0.9702	0.5	5579.71
Zn 206.200	212.166b	ppb	1.7142	0.8	208.997

E03152013.wvq. All Data Report 3/16/2013, 9:03:24 AM

ics 680-269392/4-a (Samp) 3/15/2013, 11:53:43 AM Rack 1, Tube 6
 Weight: 1 Volume: 1 Dilution: 1

Label	Replicates Concentration		
Ag 328.068	448.636	449.287	449.090
Al 308.215	4116.87	4105.95	4104.54
As 188.980	456.963	463.830	467.442
B 249.678	889.445	898.855	903.502
Ba 389.178	408.172	408.422	408.844
Be 313.042	410.753	412.066	411.274
Ca 370.602	40813	40919	40846
Cd 226.502	409.629	410.327	409.124
Co 228.615	409.640	408.912	407.283
Cr 267.716	410.782	412.904	411.366
Cu 324.754	417.227	417.127	417.575
Fe 271.441	42556.5	42579.3	42633.6
K 766.491	45724.9x	45721.1x	45773.5x
Mg 279.078	41618.8	41661.7	41612.7
Mn 257.610	4097.81	4106.58	4103.37
Mo 202.032	413.153	415.844	416.900
Na 330.237	229562x	229460x	229173x
Ni 231.604	410.365	409.012	411.107
Pb 220.353	406.929	410.860	411.204
Sb 206.834	420.782	425.191	419.879
Se 196.026	421.542	421.714	422.629
Sn 189.925	415.725	416.938	416.458
Sr 216.596	436.897	438.268	436.697
Ti 334.941	411.816	413.279	412.406
Tl 190.794	95.7501	89.7672	90.5548
V 292.401	415.178	416.540	415.296
Zn 206.200	389.165	394.206	392.532

Label	Sol'n Conc.	Units	SD	%RSD	Int. (c/s)
Ag 328.068	449.004b	ppb	0.3339	0.1	26064.0
Al 308.215	4109.12b	ppb	6.7497	0.2	20243.5
As 188.980	462.745b	ppb	5.3230	1.2	306.061
B 249.678	897.267b	ppb	7.1615	0.8	6854.32
Ba 389.178	408.479b	ppb	0.3398	0.1	9799.56
Be 313.042	411.364b	ppb	0.6611	0.2	743834
Ca 370.602	40860b	ppb	54.29	0.1	132499
Cd 226.502	409.694b	ppb	0.6040	0.1	13194.6
Co 228.615	408.612b	ppb	1.2070	0.3	4732.07
Cr 267.716	411.684b	ppb	1.0960	0.3	15615.5
Cu 324.754	417.310b	ppb	0.2348	0.1	20113.1
Fe 271.441	42589.8b	ppb	39.5915	0.1	61151.2
K 766.491	45739.8xb	ppb	29.2100	0.1	3180211
Mg 279.078	41631.1b	ppb	26.7511	0.1	75160.3
Mn 257.610	4102.59b	ppb	4.4361	0.1	768060
Mo 202.032	415.299b	ppb	1.9323	0.5	2632.78
Na 330.237	229398xb	ppb	201.597	0.1	10905.9
Ni 231.604	410.161b	ppb	1.0626	0.3	859.984
Pb 220.353	409.664b	ppb	2.3748	0.6	591.261
Sb 206.834	421.950b	ppb	2.8422	0.7	365.218
Se 196.026	421.961b	ppb	0.5844	0.1	189.496
Sn 189.925	416.374b	ppb	0.6111	0.1	377.419
Sr 216.596	437.287b	ppb	0.8551	0.2	3938.96
Ti 334.941	412.500b	ppb	0.7359	0.2	108523
Tl 190.794	92.0240b	ppb	3.2508	3.5	57.0784
V 292.401	415.671b	ppb	0.7548	0.2	11035.4
Zn 206.200	391.968b	ppb	2.5672	0.7	569.667

E03152013.vvq. All Data Report 3/16/2013, 9:03:24 AM

680-85750-a-2-b (Samp) **3/15/2013, 11:59:08 AM** **Rack 1, Tube 7**
Weight: 1 **Volume: 1** **Dilution: 1**

Label	Replicates Concentration		
Ag 328.068	0.4426	0.4172	0.6081
Al 308.215	62.2073	63.9637	65.7110
As 188.980	-5.4795u	-2.6050u	-6.5167u
B 249.678	107.676	108.414	107.472
Ba 389.178	362.655	361.435	360.631
Be 313.042	0.0357	0.0283	0.0272
Ca 370.602	4370	4340	4352
Cd 226.502	11649.3x	11584.3x	11600.9x
Co 228.615	6.5459	7.0936	6.5052
Cr 267.716	17.8498	17.3983	17.4048
Cu 324.754	0.6045	0.7058	0.4659
Fe 271.441	31598.8	31376.3	31409.9
K 766.491	512.500	507.760	508.791
Mg 279.078	387.327	384.383	383.384
Mn 257.610	279.126	277.263	277.579
Mo 202.032	-0.0118u	0.8604	0.3023
Na 330.237	187774x	186870x	187265x
Ni 231.604	41.3438	40.6280	41.7046
Pb 220.353	13.8926	14.4459	19.9764
Sb 206.834	1.4344	4.4339	1.0447
Se 196.026	0.7902	7.2307	3.0703
Sn 189.925	-3.3322u	3.6751	-0.5398u
Sr 216.596	169.313	167.581	167.869
Ti 334.941	0.2709	0.1972	0.1287
Tl 190.794	0.7394u	-0.6656u	2.0263
V 292.401	0.3321	0.2750	0.6523
Zn 206.200	3611.80	3583.05	3570.74

Label	Sol'n Conc.	Units	SD	%RSD	Int. (c/s)
Ag 328.068	0.4893b	ppb	0.1037	21.2	-61.5421
Al 308.215	63.9607b	ppb	1.7519	2.7	533.342
As 188.980	-4.8671b	ppb	2.0265	41.6	-4.0505
B 249.678	107.854b	ppb	0.4958	0.5	834.177
Ba 389.178	361.574b	ppb	1.0191	0.3	8563.53
Be 313.042	0.0304b	ppb	0.0046	15.3	-195.431
Ca 370.602	4354b	ppb	15.24	0.4	11865
Cd 226.502	11611.5xb	ppb	33.7574	0.3	371337
Co 228.615	6.7149b	ppb	0.3286	4.9	92.7225
Cr 267.716	17.5509b	ppb	0.2588	1.5	583.226
Cu 324.754	0.5920b	ppb	0.1204	20.3	160.736
Fe 271.441	31461.7b	ppb	119.911	0.4	45133.8
K 766.491	509.684b	ppb	2.4926	0.5	36080.2
Mg 279.078	385.031b	ppb	2.0502	0.5	737.478
Mn 257.610	277.990b	ppb	0.9970	0.4	52116.0
Mo 202.032	0.3836b	ppb	0.4417	115.1	8.4791
Na 330.237	187303xb	ppb	452.988	0.2	8887.13
Ni 231.604	41.2255b	ppb	0.5479	1.3	86.7590
Pb 220.353	16.1050b	ppb	3.3642	20.9	23.8456
Sb 206.834	2.3043b	ppb	1.8545	80.5	2.0029
Se 196.026	3.6971b	ppb	3.2657	88.3	0.9918
Sn 189.925	-0.0656b	ppb	3.5276	5376.5	-0.3237
Sr 216.596	168.254b	ppb	0.9280	0.6	1531.57
Ti 334.941	0.1989b	ppb	0.0711	35.7	-47.0778
Tl 190.794	0.7000b	ppb	1.3464	192.3	-2.3211
V 292.401	0.4198b	ppb	0.2034	48.4	4.6572
Zn 206.200	3588.53b	ppb	21.0725	0.6	5215.31

E03152013.wvq. All Data Report 3/16/2013, 9:03:24 AM

680-85750-a-2-bSD^5 (Samp) **3/15/2013, 12:04:33 PM** **Rack 1, Tube 8****Weight: 1****Volume: 1****Dilution: 1**

Label	Replicates Concentration		
Ag 328.068	0.8130	0.7573	0.1671
Al 308.215	8.3606	8.8220	8.7970
As 188.980	1.1562	0.7711	2.7434
B 249.678	24.3610	24.6644	23.9717
Ba 389.178	76.4725	74.6512	74.7825
Be 313.042	0.0072	0.0040	0.0160
Ca 370.602	899.4	887.8	892.2
Cd 226.502	2467.10	2423.26	2431.12
Co 228.615	1.0228	1.3612	1.0876
Cr 267.716	3.7757	3.4624	3.6545
Cu 324.754	0.2382	0.3062	0.0992
Fe 271.441	6589.64	6458.64	6469.46
K 766.491	94.5513	92.2208	92.9480
Mg 279.078	71.6792	72.8348	66.4975
Mn 257.610	58.3120	57.1407	57.2032
Mo 202.032	-0.1259u	0.5429	0.2274
Na 330.237	37280.4	36701.1	36697.6
Ni 231.604	10.7724	10.1661	7.5969
Pb 220.353	6.1346	5.8266	5.0270
Sb 206.834	-4.2544u	-3.4703u	2.8688
Se 196.026	-5.3139u	5.7243	-7.8452u
Sn 189.925	-2.1189u	-3.0761u	-1.8252u
Sr 216.596	34.1988	33.9413	33.6319
Ti 334.941	0.0663	0.0399	-0.0413u
Tl 190.794	-4.9082u	4.4309	-3.2150u
V 292.401	0.2720	0.0092u	0.2495
Zn 206.200	744.768	735.456	735.231

Label	Sol'n Conc.	Units	SD	%RSD	Int. (c/s)
Ag 328.068	0.5791	ppb	0.3579	61.8	-52.3172
Al 308.215	8.6599	ppb	0.2595	3.0	264.428
As 188.980	1.5569	ppb	1.0454	67.1	0.4504
B 249.678	24.3324	ppb	0.3472	1.4	215.406
Ba 389.178	75.3020	ppb	1.0157	1.3	1768.61
Be 313.042	0.0091	ppb	0.0062	68.4	-218.103
Ca 370.602	893.1	ppb	5.873	0.7	2478
Cd 226.502	2440.49	ppb	23.3764	1.0	78052.0
Co 228.615	1.1572	ppb	0.1796	15.5	29.3484
Cr 267.716	3.6309	ppb	0.1580	4.4	117.466
Cu 324.754	0.2145	ppb	0.1055	49.2	135.570
Fe 271.441	6505.91	ppb	72.7108	1.1	9338.25
K 766.491	93.2400	ppb	1.1924	1.3	7131.49
Mg 279.078	70.3372	ppb	3.3751	4.8	168.419
Mn 257.610	57.5519	ppb	0.6589	1.1	10807.5
Mo 202.032	0.2148	ppb	0.3346	155.8	8.5064
Na 330.237	36893.0	ppb	335.460	0.9	1757.67
Ni 231.604	9.5118	ppb	1.6858	17.7	19.8919
Pb 220.353	5.6627	ppb	0.5717	10.1	8.7479
Sb 206.834	-1.6186	ppb	3.9059	241.3	-1.9704
Se 196.026	-2.4783	ppb	7.2155	291.2	-1.9603
Sn 189.925	-2.3401	ppb	0.6542	28.0	-2.4451
Sr 216.596	33.9240	ppb	0.2838	0.8	315.746
Ti 334.941	0.0216	ppb	0.0561	259.6	-86.8486
Tl 190.794	-1.2308	ppb	4.9757	404.3	-2.5464
V 292.401	0.1769	ppb	0.1457	82.3	0.0458
Zn 206.200	738.485	ppb	5.4427	0.7	1074.31

E03152013.vvq. All Data Report 3/16/2013, 9:03:24 AM

680-85750-a-2-bPDS (Samp) **3/15/2013, 12:09:59 PM** **Rack 1, Tube 9****Weight: 1****Volume: 1****Dilution: 1**

Label	Replicates Concentration		
Ag 328.068	52.5018	52.5153	52.3645
Al 308.215	2068.47	2046.29	2060.78
As 188.980	2287.79	2272.38	2294.54
B 249.678	1165.24	1167.16	1171.58
Ba 389.178	2450.50	2431.75	2443.36
Be 313.042	51.6265	51.3114	51.5414
Ca 370.602	9307	9247	9280
Cd 226.502	11401.5x	11308.9x	11354.0x
Co 228.615	530.814	525.541	527.608
Cr 267.716	222.975	222.245	223.025
Cu 324.754	258.430	256.807	258.096
Fe 271.441	31772.2	31478.4	31603.5
K 766.491	6437.40	6374.92	6399.15
Mg 279.078	5496.19	5439.45	5479.21
Mn 257.610	796.875	791.245	794.062
Mo 202.032	520.380	517.736	522.823
Na 330.237	188637x	187080x	188671x
Ni 231.604	562.690	555.343	555.003
Pb 220.353	531.824	527.601	534.211
Sb 206.834	529.189	526.356	528.924
Se 196.026	2105.84	2092.43	2091.43
Sn 189.925	1046.25	1041.48	1050.89
Sr 216.596	694.985	691.351	695.495
Ti 334.941	1032.56	1028.43	1033.02
Tl 190.794	2108.09	2085.77	2108.92
V 292.401	518.714	514.451	517.015
Zn 206.200	4001.57	3980.20	4010.64

Label	Sol'n Conc.	Units	SD	%RSD	Int. (c/s)
Ag 328.068	52.4605b	ppb	0.0834	0.2	2951.09
Al 308.215	2058.51b	ppb	11.2646	0.5	10282.4
As 188.980	2284.90b	ppb	11.3545	0.5	1513.96
B 249.678	1167.99b	ppb	3.2504	0.3	8930.16
Ba 389.178	2441.87b	ppb	9.4642	0.4	57689.8
Be 313.042	51.4931b	ppb	0.1630	0.3	92805.2
Ca 370.602	9278b	ppb	30.06	0.3	28438
Cd 226.502	11354.8xb	ppb	46.3181	0.4	363129
Co 228.615	527.987b	ppb	2.6570	0.5	6122.58
Cr 267.716	222.749b	ppb	0.4367	0.2	8360.02
Cu 324.754	257.778b	ppb	0.8569	0.3	12477.3
Fe 271.441	31618.1b	ppb	147.423	0.5	45430.1
K 766.491	6403.82b	ppb	31.4997	0.5	445806
Mg 279.078	5471.62b	ppb	29.1224	0.5	9914.35
Mn 257.610	794.060b	ppb	2.8150	0.4	148717
Mo 202.032	520.313b	ppb	2.5443	0.5	3297.59
Na 330.237	188129xb	ppb	908.785	0.5	8916.15
Ni 231.604	557.678b	ppb	4.3433	0.8	1168.90
Pb 220.353	531.212b	ppb	3.3471	0.6	765.512
Sb 206.834	528.156b	ppb	1.5648	0.3	451.338
Se 196.026	2096.57b	ppb	8.0456	0.4	939.734
Sn 189.925	1046.21b	ppb	4.7027	0.4	948.644
Sr 216.596	693.944b	ppb	2.2598	0.3	6234.19
Ti 334.941	1031.34b	ppb	2.5271	0.2	271072
Tl 190.794	2100.93b	ppb	13.1315	0.6	1458.51
V 292.401	516.727b	ppb	2.1458	0.4	13743.9
Zn 206.200	3997.47b	ppb	15.6275	0.4	5808.91

E03152013.vvq. All Data Report 3/16/2013, 9:03:24 AM

680-85750-a-2-c ms (Samp) 3/15/2013, 12:15:25 PM Rack 1, Tube 10**Weight: 1****Volume: 1****Dilution: 1**

Label	Replicates Concentration		
Ag 328.068	46.9478	47.0419	47.1166
Al 308.215	853.840	857.760	852.698
As 188.980	89.6576	92.5555	92.5047
B 249.678	250.896	251.042	251.811
Ba 389.178	369.541	371.239	371.087
Be 313.042	80.7793	81.1986	81.2013
Ca 370.602	11287	11365	11348
Cd 226.502	9380.38x	9424.48x	9418.35x
Co 228.615	85.0781	85.5206	84.9501
Cr 267.716	93.8268	94.5238	94.6446
Cu 324.754	82.0790	82.6840	82.4061
Fe 271.441	33236.8	33331.0	33273.2
K 766.491	8928.77	8935.47	8899.33
Mg 279.078	8147.13	8200.77	8183.98
Mn 257.610	1044.31	1049.10	1047.20
Mo 202.032	79.8356	79.9454	81.0636
Na 330.237	155721x	156439x	155929x
Ni 231.604	110.083	114.923	115.906
Pb 220.353	92.3055	95.5180	95.7455
Sb 206.834	81.9620	80.3897	90.4189
Se 196.026	87.1253	92.0854	86.0376
Sn 189.925	85.2076	80.0662	82.0203
Sr 216.596	215.120	216.315	217.300
Ti 334.941	80.9057	81.5358	81.3856
Tl 190.794	26.2916	24.0995	15.7986
V 292.401	82.1160	82.0933	81.3012
Zn 206.200	2942.06	2950.00	2955.22

Label	Sol'n Conc.	Units	SD	%RSD	Int. (c/s)
Ag 328.068	47.0354b	ppb	0.0846	0.2	2650.49
Al 308.215	854.766b	ppb	2.6549	0.3	4386.43
As 188.980	91.5726b	ppb	1.6586	1.8	59.9083
B 249.678	251.250b	ppb	0.4916	0.2	1927.87
Ba 389.178	370.622b	ppb	0.9393	0.3	8801.07
Be 313.042	81.0597b	ppb	0.2429	0.3	146377
Ca 370.602	11334b	ppb	41.34	0.4	34955
Cd 226.502	9407.74xb	ppb	23.8886	0.3	300878
Co 228.615	85.1829b	ppb	0.2994	0.4	998.592
Cr 267.716	94.3317b	ppb	0.4414	0.5	3511.33
Cu 324.754	82.3897b	ppb	0.3028	0.4	4077.05
Fe 271.441	33280.3b	ppb	47.4992	0.1	47753.3
K 766.491	8921.19b	ppb	19.2272	0.2	620798
Mg 279.078	8177.29b	ppb	27.4382	0.3	14796.9
Mn 257.610	1046.87b	ppb	2.4129	0.2	196043
Mo 202.032	80.2815b	ppb	0.6795	0.8	513.836
Na 330.237	156030xb	ppb	369.662	0.2	7402.54
Ni 231.604	113.637b	ppb	3.1171	2.7	238.516
Pb 220.353	94.5230b	ppb	1.9238	2.0	136.910
Sb 206.834	84.2568b	ppb	5.3941	6.4	72.9445
Se 196.026	88.4161b	ppb	3.2239	3.6	39.1695
Sn 189.925	82.4314b	ppb	2.5952	3.1	74.4921
Sr 216.596	216.245b	ppb	1.0919	0.5	1960.70
Ti 334.941	81.2757b	ppb	0.3291	0.4	21304.2
Tl 190.794	22.0632b	ppb	5.5349	25.1	11.7244
V 292.401	81.8368b	ppb	0.4640	0.6	2167.99
Zn 206.200	2949.09b	ppb	6.6225	0.2	4286.01

E03152013.vvq. All Data Report 3/16/2013, 9:03:24 AM

680-85750-a-2-d msd (Samp) 3/15/2013, 12:20:51 PM Rack 1, Tube 11**Weight: 1****Volume: 1****Dilution: 1**

Label	Replicates Concentration		
Ag 328.068	51.0848	50.5852	51.2742
Al 308.215	824.698	819.724	825.000
As 188.980	86.2947	88.6615	77.3481
B 249.678	239.924	241.815	244.781
Ba 389.178	379.887	378.644	380.033
Be 313.042	78.0265	77.8565	78.1865
Ca 370.602	11059	11027	11098
Cd 226.502	9409.39x	9395.72x	9447.47x
Co 228.615	81.6381	82.5141	82.8859
Cr 267.716	91.5270	91.2589	91.9558
Cu 324.754	79.5930	79.1100	79.3708
Fe 271.441	33112.4	32973.2	33091.2
K 766.491	8677.35	8604.53	8603.97
Mg 279.078	7885.60	7847.92	7899.93
Mn 257.610	1017.26	1014.90	1019.89
Mo 202.032	77.8288	77.1556	77.9388
Na 330.237	156239x	155546x	156530x
Ni 231.604	109.931	107.506	107.504
Pb 220.353	90.0723	87.0525	90.0802
Sb 206.834	79.0568	77.3421	83.9991
Se 196.026	81.3910	89.3609	86.7978
Sn 189.925	76.2340	76.2207	76.7064
Sr 216.596	213.969	212.572	214.641
Ti 334.941	78.0319	77.7720	78.3099
Tl 190.794	20.6417	20.2145	15.2420
V 292.401	79.0550	79.0343	79.4544
Zn 206.200	2946.08	2932.34	2955.46

Label	Sol'n Conc.	Units	SD	%RSD	Int. (c/s)
Ag 328.068	50.9814b	ppb	0.3560	0.7	2880.24
Al 308.215	823.141b	ppb	2.9629	0.4	4232.36
As 188.980	84.1014b	ppb	5.9671	7.1	54.9557
B 249.678	242.173b	ppb	2.4482	1.0	1858.72
Ba 389.178	379.521b	ppb	0.7634	0.2	9010.02
Be 313.042	78.0232b	ppb	0.1651	0.2	140884
Ca 370.602	11061b	ppb	35.49	0.3	34068
Cd 226.502	9417.53xb	ppb	26.8143	0.3	301190
Co 228.615	82.3460b	ppb	0.6407	0.8	965.844
Cr 267.716	91.5805b	ppb	0.3515	0.4	3406.92
Cu 324.754	79.3579b	ppb	0.2417	0.3	3931.85
Fe 271.441	33058.9b	ppb	74.9666	0.2	47435.3
K 766.491	8628.62b	ppb	42.2061	0.5	600460
Mg 279.078	7877.82b	ppb	26.8668	0.3	14256.5
Mn 257.610	1017.35b	ppb	2.4951	0.2	190517
Mo 202.032	77.6410b	ppb	0.4240	0.5	497.142
Na 330.237	156105xb	ppb	505.370	0.3	7406.14
Ni 231.604	108.314b	ppb	1.4004	1.3	227.357
Pb 220.353	89.0683b	ppb	1.7458	2.0	129.045
Sb 206.834	80.1327b	ppb	3.4564	4.3	69.3744
Se 196.026	85.8499b	ppb	4.0686	4.7	38.0108
Sn 189.925	76.3870b	ppb	0.2766	0.4	69.0098
Sr 216.596	213.727b	ppb	1.0555	0.5	1938.15
Ti 334.941	78.0379b	ppb	0.2690	0.3	20451.7
Tl 190.794	18.6994b	ppb	3.0018	16.1	9.4209
V 292.401	79.1813b	ppb	0.2368	0.3	2097.52
Zn 206.200	2944.63b	ppb	11.6272	0.4	4279.53

E03152013.vvq. All Data Report 3/16/2013, 9:03:24 AM

lb 680-269182/2-b (Samp) **3/15/2013, 12:26:17 PM** **Rack 1, Tube 12**
Weight: 1 **Volume: 1** **Dilution: 1**

Label	Replicates Concentration		
Ag 328.068	0.8052	0.2255	0.7072
Al 308.215	-2.0583u	-4.5200u	-0.9922u
As 188.980	-2.2000u	0.4616	-2.8951u
B 249.678	55.4454	55.7852	55.1237
Ba 389.178	0.6173	-0.6062u	-0.6602u
Be 313.042	0.0212	0.0335	0.0304
Ca 370.602	449.9	447.4	444.9
Cd 226.502	1.7623	1.5456	1.6105
Co 228.615	-0.3843u	0.5803	-0.4093u
Cr 267.716	0.4159	0.3603	0.0889
Cu 324.754	1.8433	2.0667	1.7757
Fe 271.441	10.0944	-2.8365u	-4.3513u
K 766.491	122.998	123.983	123.022
Mg 279.078	80.4379	79.0458	81.8029
Mn 257.610	0.2209	0.1626	0.1740
Mo 202.032	0.4672	-0.4561u	0.8717
Na 330.237	180189x	181337x	180926x
Ni 231.604	-0.0681u	0.2188	0.2946
Pb 220.353	3.1461	2.1307	-0.3694u
Sb 206.834	2.0277	-2.4089u	2.4824
Se 196.026	2.7697	-1.5825u	4.5624
Sn 189.925	-1.8524u	1.6594	0.2408
Sr 216.596	0.4136	0.3862	0.3796
Ti 334.941	0.1102	0.1422	0.0590
Tl 190.794	-0.7608u	-0.0262u	1.6218
V 292.401	0.1810	0.3087	-0.1522u
Zn 206.200	4.1386	3.4569	2.9379

Label	Sol'n Conc.	Units	SD	%RSD	Int. (c/s)
Ag 328.068	0.5793b	ppb	0.3103	53.6	-51.3123
Al 308.215	-2.5235b	ppb	1.8093	71.7	210.060
As 188.980	-1.5445b	ppb	1.7718	114.7	-1.5388
B 249.678	55.4514b	ppb	0.3308	0.6	458.030
Ba 389.178	-0.2164b	ppb	0.7225	333.9	-23.5310
Be 313.042	0.0283b	ppb	0.0064	22.6	-199.185
Ca 370.602	447.4b	ppb	2.527	0.6	1549
Cd 226.502	1.6395b	ppb	0.1112	6.8	58.0818
Co 228.615	-0.0711b	ppb	0.5643	793.7	15.3723
Cr 267.716	0.2884b	ppb	0.1750	60.7	9.7855
Cu 324.754	1.8952b	ppb	0.1523	8.0	214.153
Fe 271.441	0.9689b	ppb	7.9391	819.4	7.7890
K 766.491	123.335b	ppb	0.5617	0.5	9223.48
Mg 279.078	80.4289b	ppb	1.3786	1.7	186.419
Mn 257.610	0.1859b	ppb	0.0309	16.6	57.0874
Mo 202.032	0.2943b	ppb	0.6806	231.3	9.2950
Na 330.237	180817xb	ppb	581.664	0.3	8612.05
Ni 231.604	0.1484b	ppb	0.1913	128.9	0.1639
Pb 220.353	1.6358b	ppb	1.8093	110.6	2.9304
Sb 206.834	0.7004b	ppb	2.7023	385.8	-0.1259
Se 196.026	1.9166b	ppb	3.1600	164.9	-0.0368
Sn 189.925	0.0159b	ppb	1.7667	11098.0	-0.2531
Sr 216.596	0.3931b	ppb	0.0180	4.6	12.2073
Ti 334.941	0.1038b	ppb	0.0420	40.4	-76.3188
Tl 190.794	0.2783b	ppb	1.2201	438.5	-1.2053
V 292.401	0.1125b	ppb	0.2380	211.5	-2.6264
Zn 206.200	3.5111b	ppb	0.6022	17.2	286.4204

E03152013.vvq. All Data Report 3/16/2013, 9:03:24 AM

Cont Calib Verif (CCV) 3/15/2013, 12:31:43 PM Rack 1, Tube 13
 Weight: 1 Volume: 1 Dilution: 1

Label	Replicates Concentration		
Ag 328.068	498.843	502.170	502.120
Al 308.215	5050.06	5090.74	5092.90
As 188.980	487.237	483.183	479.974
B 249.678	2533.99	2570.87	2588.07
Ba 389.178	4980.10	5009.39	5005.11
Be 313.042	492.151	494.564	494.159
Ca 370.602	4959	4982	4984
Cd 226.502	493.693	498.232	498.083
Co 228.615	498.979	500.416	499.681
Cr 267.716	4935.78	4966.19	4972.02
Cu 324.754	4958.58	4826.55	4948.44
Fe 271.441	5017.79	5065.03	5054.93
K 766.491	9881.08	9932.63	9871.98
Mg 279.078	4951.47	4982.06	4996.74
Mn 257.610	4997.24	5030.87	5030.17
Mo 202.032	500.584	502.040	502.450
Na 330.237	7571.44	7291.97	7069.42
Ni 231.604	2493.76	2520.30	2528.41
Pb 220.353	497.383	499.801	499.511
Sb 206.834	963.944	974.623	980.694
Se 196.026	4932.65	4983.72	4987.39
Sn 189.925	5052.50	5095.62	5066.93
Sr 216.596	2470.30	2481.98	2489.24
Ti 334.941	490.816	492.582	492.526
Tl 190.794	5074.26	5135.62	5104.68
V 292.401	4948.95	4975.88	4968.97
Zn 206.200	2450.59	2470.97	2473.98

Label	Sol'n Conc.	Units	SD	%RSD	Int. (c/s)	QC Value
Ag 328.068	501.044	ppb	1.9065	0.4	29049.5	100.20879
Al 308.215	5077.90	ppb	24.1372	0.5	24895.2	101.55800
As 188.980	483.465	ppb	3.6395	0.8	319.864	96.69291
B 249.678	2564.31	ppb	27.6325	1.1	19613.9	102.57230
Ba 389.178	4998.20	ppb	15.8216	0.3	118006	99.96397
Be 313.042	493.625	ppb	1.2920	0.3	892489	98.72498
Ca 370.602	4975	ppb	14.21	0.3	16459	99.49907
Cd 226.502	496.669	ppb	2.5786	0.5	15897.7	99.33389
Co 228.615	499.692	ppb	0.7187	0.1	5795.92	99.93842
Cr 267.716	4958.00	ppb	19.4618	0.4	187842	99.15993
Cu 324.754	4911.19	ppb	73.4735	1.5	235118	98.22373
Fe 271.441	5045.92	ppb	24.8793	0.5	7348.12	100.91835
K 766.491	9895.23	ppb	32.7073	0.3	688508	98.95229
Mg 279.078	4976.76	ppb	23.0957	0.5	8957.95	99.53516
Mn 257.610	5019.43	ppb	19.2182	0.4	939380	100.38853
Mo 202.032	501.691	ppb	0.9808	0.2	3173.61	100.33823
Na 330.237	7310.94	ppb	251.550	3.4	335.327	97.47924
Ni 231.604	2514.15	ppb	18.1216	0.7	5267.91	100.56618
Pb 220.353	498.898	ppb	1.3203	0.3	719.940	99.77968
Sb 206.834	973.087	ppb	8.4800	0.9	878.003	38.92347Q
Se 196.026	4967.92	ppb	30.5971	0.6	2228.31	99.35842
Sn 189.925	5071.68	ppb	21.9484	0.4	4599.67	101.43369
Sr 216.596	2480.51	ppb	9.5557	0.4	22256.2	99.22033
Ti 334.941	491.975	ppb	1.0039	0.2	129275	98.39493
Tl 190.794	5104.85	ppb	30.6764	0.6	3546.55	102.09705
V 292.401	4964.60	ppb	13.9860	0.3	132642	99.29196
Zn 206.200	2465.18	ppb	12.7242	0.5	2569.10	98.60728

E03152013.vvq. All Data Report 3/16/2013, 9:03:24 AM

Cont Calib Blank (CCB) 3/15/2013, 12:37:06 PM Rack 1, Tube 14
 Weight: 1 Volume: 1 Dilution: 1

Label	Replicates Concentration		
Ag 328.068	0.6086	1.0925	0.3892
Al 308.215	52.8777	51.4088	49.6854
As 188.980	2.6936	-3.0238u	3.6645
B 249.678	25.9617	24.0710	19.5389
Ba 389.178	0.6178	1.5675	0.8284
Be 313.042	0.0536	0.0502	0.0544
Ca 370.602	201.5	190.0	186.2
Cd 226.502	0.0368	0.0768	0.0676
Co 228.615	-0.1922u	-0.3192u	-0.5811u
Cr 267.716	0.7092	0.6297	0.6663
Cu 324.754	0.6079	0.4691	0.5987
Fe 271.441	-0.3130u	6.1775	3.4982
K 766.491	0.1330	0.1770	0.1958
Mg 279.078	29.3987	32.1381	30.1382
Mn 257.610	2.3916	2.2556	2.2496
Mo 202.032	0.2838	0.9927	0.7486
Na 330.237	-229.268u	-384.178u	-780.201u
Ni 231.604	1.7381	-0.2130u	2.0955
Pb 220.353	0.2994	0.9334	-0.2380u
Sb 206.834	5.8389	7.7314	1.8503
Se 196.026	9.2330	-7.7359u	8.3010
Sn 189.925	1.8389	-1.6516u	3.0457
Sr 216.596	-0.1895u	0.1841	0.8946
Ti 334.941	2.4737	2.3481	2.5227
Tl 190.794	6.3579	1.7964	2.3404
V 292.401	1.1600	0.9042	0.8687
Zn 206.200	0.1338	0.1175	0.9540

Label	Sol'n Conc.	Units	SD	%RSD	Int. (c/s)	QC Value
Ag 328.068	0.6967	ppb	0.3598	51.6	-44.4591	0.69675
Al 308.215	51.3239	ppb	1.5978	3.1	471.927	51.32394
As 188.980	1.1114	ppb	3.6140	325.2	0.2197	1.11141
B 249.678	23.1905	ppb	3.3007	14.2	211.656	23.19053
Ba 389.178	1.0046	ppb	0.4988	49.6	5.1667	1.00457
Be 313.042	0.0527	ppb	0.0022	4.2	-135.342	0.05271
Ca 370.602	192.6	ppb	7.991	4.1	701.8	192.57639
Cd 226.502	0.0604	ppb	0.0210	34.7	8.4564	0.06039
Co 228.615	-0.3642	ppb	0.1983	54.4	12.0374	-0.36417
Cr 267.716	0.6684	ppb	0.0398	6.0	21.6814	0.66842
Cu 324.754	0.5585	ppb	0.0776	13.9	150.186	0.55855
Fe 271.441	3.1209	ppb	3.2617	104.5	10.8337	3.12090
K 766.491	0.1686	ppb	0.0322	19.1	661.716	0.16859
Mg 279.078	30.5583	ppb	1.4172	4.6	96.3300	30.55834
Mn 257.610	2.2989	ppb	0.0803	3.5	453.077	2.29890
Mo 202.032	0.6751	ppb	0.3601	53.3	11.7027	0.67505
Na 330.237	-464.549	ppb	284.124	61.2	-12.7945	-464.54892
Ni 231.604	1.2069	ppb	1.2425	103.0	2.3818	1.20688
Pb 220.353	0.3316	ppb	0.5864	176.8	1.0478	0.33160
Sb 206.834	5.1402	ppb	3.0021	58.4	3.6997	5.14020
Se 196.026	3.2660	ppb	9.5393	292.1	0.5689	3.26602
Sn 189.925	1.0777	ppb	2.4394	226.4	0.6403	1.07765
Sr 216.596	0.2964	ppb	0.5507	185.8	11.2962	0.29637
Ti 334.941	2.4482	ppb	0.0901	3.7	552.949	2.44818
Tl 190.794	3.4982	ppb	2.4914	71.2	1.0327	3.49822
V 292.401	0.9776	ppb	0.1589	16.3	21.8850	0.97764
Zn 206.200	0.4017	ppb	0.4783	119.1	1.9015	0.40174

E03152013.vvq. All Data Report 3/16/2013, 9:03:24 AM

680-88242-a-1-d (Samp) 3/15/2013, 12:42:30 PM Rack 1, Tube 15

Weight: 1

Volume: 1

Dilution: 1

Label	Replicates Concentration		
Ag 328.068	0.1546	0.5263	0.8062
Al 308.215	2.0393	-1.3251u	-2.3684u
As 188.980	-0.5350u	2.9474	1.3479
B 249.678	26.9483	28.7268	28.5706
Ba 389.178	0.0153	-0.7821u	-0.2789u
Be 313.042	0.0195	0.0254	0.0184
Ca 370.602	719.8	721.0	706.9
Cd 226.502	0.6030	0.9565	0.6961
Co 228.615	-0.6245u	-0.0454u	0.1847
Cr 267.716	0.2674	0.0664	0.0485
Cu 324.754	1.6968	1.4859	1.0635
Fe 271.441	16.7650	1.1256	-2.6939u
K 766.491	532.984	530.217	527.576
Mg 279.078	63.9648	63.7721	64.9618
Mn 257.610	0.4440	0.4218	0.3476
Mo 202.032	0.3583	0.3355	0.8678
Na 330.237	286485x	284732x	284451x
Ni 231.604	0.1285	0.5375	-0.1487u
Pb 220.353	0.6649	-1.3008u	1.5483
Sb 206.834	-0.2517u	5.7718	3.4843
Se 196.026	6.3672	1.2075	13.7078
Sn 189.925	-0.4297u	-0.5386u	4.3691
Sr 216.596	1.4094	1.3733	1.2271
Ti 334.941	0.1603	0.1814	0.2395
Tl 190.794	-6.7566u	-2.6603u	0.3577
V 292.401	0.1812	0.5224	0.4640
Zn 206.200	9.9341	9.2578	6.8626

Label	Sol'n Conc.	Units	SD	%RSD	Int. (c/s)
Ag 328.068	0.4957b	ppb	0.3269	66.0	-56.2043
Al 308.215	-0.5514b	ppb	2.3035	417.7	219.675
As 188.980	1.2534b	ppb	1.7431	139.1	0.3184
B 249.678	28.0819b	ppb	0.9848	3.5	249.008
Ba 389.178	-0.3486b	ppb	0.4033	115.7	-26.6827
Be 313.042	0.0211b	ppb	0.0037	17.8	-223.777
Ca 370.602	715.9b	ppb	7.798	1.1	2441
Cd 226.502	0.7519b	ppb	0.1832	24.4	29.2209
Co 228.615	-0.1617b	ppb	0.4169	257.8	14.3150
Cr 267.716	0.1274b	ppb	0.1215	95.4	5.1481
Cu 324.754	1.4154b	ppb	0.3225	22.8	191.197
Fe 271.441	5.0655b	ppb	10.3104	203.5	13.6096
K 766.491	530.259b	ppb	2.7043	0.5	37510.5
Mg 279.078	64.2329b	ppb	0.6386	1.0	157.173
Mn 257.610	0.4045b	ppb	0.0505	12.5	97.4877
Mo 202.032	0.5205b	ppb	0.3009	57.8	10.7259
Na 330.237	285223xb	ppb	1102.03	0.4	13579.3
Ni 231.604	0.1725b	ppb	0.3452	200.2	0.2144
Pb 220.353	0.3041b	ppb	1.4584	479.5	1.0099
Sb 206.834	3.0015b	ppb	3.0407	101.3	1.8530
Se 196.026	7.0942b	ppb	6.2818	88.5	2.2853
Sn 189.925	1.1336b	ppb	2.8026	247.2	0.8008
Sr 216.596	1.3366b	ppb	0.0965	7.2	20.7004
Ti 334.941	0.1938b	ppb	0.0410	21.2	-60.3088
Tl 190.794	-3.0197b	ppb	3.5707	118.2	-3.5004
V 292.401	0.3892b	ppb	0.1825	46.9	3.9499
Zn 206.200	8.6848b	ppb	1.6139	18.6	13.9383

E03152013.wvq. All Data Report 3/16/2013, 9:03:24 AM

680-88242-a-1-d^10 (Samp) **3/15/2013, 12:47:54 PM** **Rack 1, Tube 16****Weight: 1****Volume: 1****Dilution: 1**

Label	Replicates Concentration		
Ag 328.068	0.9494	0.6899	0.5691
Al 308.215	-5.5016u	-4.4615u	-4.8502u
As 188.980	-3.8664u	6.2397	-3.1063u
B 249.678	6.1557	4.5497	4.3508
Ba 389.178	-1.2584u	-0.5685u	-0.3465u
Be 313.042	0.0035	-0.0018u	0.0029
Ca 370.602	56.17	59.25	58.66
Cd 226.502	0.1982	0.0540	0.1998
Co 228.615	-0.1045u	0.1610	-0.2154u
Cr 267.716	0.1280	0.3889	0.2309
Cu 324.754	0.0201	0.1103	-0.0190u
Fe 271.441	1.0427	0.6050	1.0817
K 766.491	41.6344	42.0715	41.5026
Mg 279.078	-9.3558u	-1.1386u	-2.9675u
Mn 257.610	0.0384	0.0418	0.0738
Mo 202.032	0.1647	-0.0597u	0.6580
Na 330.237	27035.2	26847.8	26589.9
Ni 231.604	1.5632	0.0794	0.0194
Pb 220.353	-0.3447u	0.7112	-1.2926u
Sb 206.834	6.8237	2.8244	0.3881
Se 196.026	5.3091	1.3327	-3.0091u
Sn 189.925	2.4397	1.0660	0.1066
Sr 216.596	0.0264	-0.0809u	-0.2757u
Ti 334.941	-0.0099u	-0.0197u	0.0269
Tl 190.794	-0.3168u	0.7446	-4.2938u
V 292.401	-0.1330u	0.2951	0.2300
Zn 206.200	1.3372	2.1269	1.6830

Label	Sol'n Conc.	Units	SD	%RSD	Int. (c/s)
Ag 328.068	0.7361	ppb	0.1943	26.4	-42.1550
Al 308.215	-4.9378	ppb	0.5255	10.6	198.325
As 188.980	-0.2443	ppb	5.6282	2303.5	-0.6802
B 249.678	5.0187	ppb	0.9897	19.7	72.8842
Ba 389.178	-0.7245	ppb	0.4756	65.6	-35.7522
Be 313.042	0.0016	ppb	0.0029	186.3	-230.845
Ca 370.602	58.02	ppb	1.635	2.8	254.2
Cd 226.502	0.1507	ppb	0.0837	55.6	11.2033
Co 228.615	-0.0530	ppb	0.1934	365.0	15.5783
Cr 267.716	0.2493	ppb	0.1314	52.7	6.1722
Cu 324.754	0.0372	ppb	0.0663	178.6	125.233
Fe 271.441	0.9098	ppb	0.2647	29.1	7.6749
K 766.491	41.7362	ppb	0.2978	0.7	3551.25
Mg 279.078	-4.4873	ppb	4.3143	96.1	33.0955
Mn 257.610	0.0513	ppb	0.0195	38.0	32.1792
Mo 202.032	0.2543	ppb	0.3671	144.3	9.0422
Na 330.237	26824.3	ppb	223.602	0.8	1285.54
Ni 231.604	0.5540	ppb	0.8745	157.9	1.0137
Pb 220.353	-0.3087	ppb	1.0024	324.7	0.1263
Sb 206.834	3.3454	ppb	3.2493	97.1	2.1517
Se 196.026	1.2109	ppb	4.1604	343.6	-0.3534
Sn 189.925	1.2041	ppb	1.1727	97.4	0.7653
Sr 216.596	-0.1101	ppb	0.1532	139.2	7.6507
Ti 334.941	-0.0009	ppb	0.0246	2683.5	-93.0649
Tl 190.794	-1.2887	ppb	2.6561	206.1	-2.2953
V 292.401	0.1307	ppb	0.2307	176.5	-0.9602
Zn 206.200	1.7157	ppb	0.3959	23.1	2.8122

E03152013.wvq. All Data Report 3/16/2013, 9:03:24 AM

lb 680-269174/2-b (Samp) 3/15/2013, 12:53:18 PM Rack 1, Tube 17

Weight: 1

Volume: 1

Dilution: 1

Label	Replicates Concentration		
Ag 328.068	0.5639	0.6871	1.3035
Al 308.215	0.8628	0.5841	-0.0497u
As 188.980	0.6035	3.4210	-6.3373u
B 249.678	52.2427	53.4369	54.4528
Ba 389.178	-0.4194u	0.1449	0.7109
Be 313.042	0.0089u	0.0026u	0.0113
Ca 370.602	396.4	397.4	400.2
Cd 226.502	0.3036	0.2755	0.2359
Co 228.615	0.0198	0.0706	0.1382
Cr 267.716	0.1889	0.2351	0.4468
Cu 324.754	0.7254	0.4301	0.1578
Fe 271.441	9.2318	17.1144	14.2145
K 766.491	120.084	121.074	121.213
Mg 279.078	82.1434	74.3314	81.5014
Mn 257.610	0.2347	0.2137	0.2346
Mo 202.032	0.1564	0.4914	0.5958
Na 330.237	176308x	179272x	179233x
Ni 231.604	1.6873	-0.4602u	1.1070
Pb 220.353	1.0405	2.1058	1.1614
Sb 206.834	7.6157	-0.5525u	2.5328
Se 196.026	8.9265	7.6260	3.0745
Sn 189.925	0.7113	-2.8944u	3.4122
Sr 216.596	0.9399	1.3715	1.0112
Ti 334.941	0.0784	0.1216	0.0152u
Tl 190.794	2.9606	-0.9311u	-0.3789u
V 292.401	0.7185	0.1904	-0.4421u
Zn 206.200	3.4597	4.2981	5.8827

Label	Sol'n Conc.	Units	SD	%RSD	Int. (c/s)
Ag 328.068	0.8515b	ppb	0.3963	46.5	-35.4652
Al 308.215	0.4658b	ppb	0.4676	100.4	224.592
As 188.980	-0.7709b	ppb	5.0222	651.4	-1.0265
B 249.678	53.3775b	ppb	1.1063	2.1	442.186
Ba 389.178	0.1455b	ppb	0.5652	388.5	-14.9794
Be 313.042	0.0076b	ppb	0.0045	59.0	-236.517
Ca 370.602	398.0b	ppb	1.927	0.5	1384
Cd 226.502	0.2716b	ppb	0.0340	12.5	14.3748
Co 228.615	0.0762b	ppb	0.0594	78.0	17.0734
Cr 267.716	0.2903b	ppb	0.1375	47.4	9.8381
Cu 324.754	0.4378b	ppb	0.2839	64.8	144.407
Fe 271.441	13.5202b	ppb	3.9869	29.5	25.7518
K 766.491	120.791b	ppb	0.6157	0.5	9046.64
Mg 279.078	79.3254b	ppb	4.3368	5.5	184.427
Mn 257.610	0.2277b	ppb	0.0121	5.3	64.9330
Mo 202.032	0.4146b	ppb	0.2296	55.4	10.0556
Na 330.237	178271xb	ppb	1699.94	1.0	8490.91
Ni 231.604	0.7780b	ppb	1.1109	142.8	1.4833
Pb 220.353	1.4359b	ppb	0.5832	40.6	2.6422
Sb 206.834	3.1987b	ppb	4.1246	128.9	2.0259
Se 196.026	6.5424b	ppb	3.0728	47.0	2.0378
Sn 189.925	0.4097b	ppb	3.1641	772.3	0.1031
Sr 216.596	1.1075b	ppb	0.2313	20.9	18.6139
Ti 334.941	0.0717b	ppb	0.0535	74.6	-84.5953
Tl 190.794	0.5502b	ppb	2.1056	382.7	-1.0165
V 292.401	0.1556b	ppb	0.5811	373.5	-1.4404
Zn 206.200	4.5468b	ppb	1.2305	27.1	7.9258

E03152013.vvq. All Data Report 3/16/2013, 9:03:24 AM

680-88246-a-1-b (Samp) 3/15/2013, 12:58:43 PM Rack 1, Tube 18

Weight: 1

Volume: 1

Dilution: 1

Label	Replicates Concentration		
Ag 328.068	-0.1006	0.7572	0.9394
Al 308.215	-4.4735u	-1.8096u	-1.0106u
As 188.980	1.2417	-0.6517u	-2.2689u
B 249.678	43.9236	43.1466	43.2446
Ba 389.178	-3.1604u	-2.8404u	-2.2188u
Be 313.042	-0.0124u	-0.0096u	-0.0115u
Ca 370.602	36025	36110	35990
Cd 226.502	0.4455	0.2507	0.2445
Co 228.615	2.3528	2.6535	2.3050
Cr 267.716	0.3994	0.3729	0.4203
Cu 324.754	1.3428	1.8701	1.2766
Fe 271.441	9.3623	18.2673	9.3003
K 766.491	2267.56	2264.90	2271.74
Mg 279.078	2463.49	2464.82	2469.06
Mn 257.610	3574.60	3579.02	3574.24
Mo 202.032	0.5981	0.3145	0.1733
Na 330.237	154515x	154594x	153792x
Ni 231.604	6934.18	7019.50	7037.52
Pb 220.353	-4.1426u	0.2086	3.3604
Sb 206.834	0.0476	-3.3608u	0.9864
Se 196.026	7.8863	14.1684	2.0675
Sn 189.925	-3.8307u	-0.0685	-1.3885u
Sr 216.596	24.9730	24.0361	24.4227
Ti 334.941	0.0996	0.0709	0.1327
Tl 190.794	15.3939	14.8571	16.2009
V 292.401	-0.3229u	-0.3621u	-0.1133u
Zn 206.200	378.376	381.643	381.863

Label	Sol'n Conc.	Units	SD	%RSD	Int. (c/s)
Ag 328.068	0.5320b	ppb	0.5554	104.4	-41.4694
Al 308.215	-2.4313b	ppb	1.8132	74.6	210.525
As 188.980	-0.5596b	ppb	1.7571	314.0	-0.5697
B 249.678	43.4383b	ppb	0.4232	1.0	366.284
Ba 389.178	-2.7399b	ppb	0.4787	17.5	-76.8310
Be 313.042	-0.0112b	ppb	0.0014	12.9	-257.228
Ca 370.602	36042b	ppb	61.50	0.2	120019
Cd 226.502	0.3136b	ppb	0.1143	36.5	15.8563
Co 228.615	2.4371b	ppb	0.1889	7.8	44.3430
Cr 267.716	0.3975b	ppb	0.0238	6.0	25.7603
Cu 324.754	1.4965b	ppb	0.3252	21.7	195.080
Fe 271.441	12.3100b	ppb	5.1593	41.9	24.2766
K 766.491	2268.07b	ppb	3.4509	0.2	158312
Mg 279.078	2465.79b	ppb	2.9076	0.1	4444.39
Mn 257.610	3575.95b	ppb	2.6618	0.1	669228
Mo 202.032	0.3620b	ppb	0.2164	59.8	9.7236
Na 330.237	154300xb	ppb	441.796	0.3	7347.86
Ni 231.604	6997.07b	ppb	55.1985	0.8	14661.0
Pb 220.353	-0.1912b	ppb	3.7674	1970.1	0.9656
Sb 206.834	-0.7756b	ppb	2.2876	294.9	-1.3971
Se 196.026	8.0407b	ppb	6.0519	75.3	3.5119
Sn 189.925	-1.7626b	ppb	1.9088	108.3	-1.8603
Sr 216.596	24.4773b	ppb	0.4709	1.9	132.694
Ti 334.941	0.1010b	ppb	0.0309	30.6	-65.1818
Tl 190.794	15.4840b	ppb	0.6764	4.4	5.7256
V 292.401	-0.2661b	ppb	0.1337	50.3	-12.5754
Zn 206.200	380.627b	ppb	1.9527	0.5	554.360

E03152013.vvq. All Data Report 3/16/2013, 9:03:24 AM

lb 680-268770/5-d (Samp) 3/15/2013, 1:04:07 PM Rack 1, Tube 19

Weight: 1

Volume: 1

Dilution: 1

Label	Replicates Concentration		
Ag 328.068	0.5786	0.1479	0.8930
Al 308.215	0.3198	1.7071	-0.5232u
As 188.980	0.6552	-3.0597u	-0.6166u
B 249.678	12.2574	10.0956	10.6889
Ba 389.178	-1.1085u	-0.6883u	-0.8069u
Be 313.042	0.0130	0.0162	0.0046u
Ca 370.602	86.33	86.55	83.68
Cd 226.502	0.0026u	0.0124u	0.2071
Co 228.615	0.0664	0.3929	-0.2734u
Cr 267.716	0.2063	0.2202	0.0079
Cu 324.754	0.4354	0.8948	0.5806
Fe 271.441	-0.0872u	-0.2028u	2.9030
K 766.491	49.4854	49.0140	49.4064
Mg 279.078	4.7786	9.1942	8.8083
Mn 257.610	0.3486	0.2477	0.3094
Mo 202.032	0.7205	0.6117	0.8895
Na 330.237	173718x	172511x	174026x
Ni 231.604	1.4452	2.0915	1.3808
Pb 220.353	4.2568	-0.8522u	-0.8226u
Sb 206.834	-4.0362u	0.4885	-5.3894u
Se 196.026	3.2465	2.8326	-0.9406u
Sn 189.925	-0.7603u	-0.8433u	0.7187
Sr 216.596	-0.5409u	-0.2243u	0.3953
Ti 334.941	0.0194u	0.0925	-0.0275u
Tl 190.794	0.0826	-4.9420u	-0.4428u
V 292.401	0.1483	-0.3063u	0.1076
Zn 206.200	1.7908	1.5187	2.1012

Label	Sol'n Conc.	Units	SD	%RSD	Int. (c/s)
Ag 328.068	0.5398b	ppb	0.3741	69.3	-53.5909
Al 308.215	0.5012b	ppb	1.1262	224.7	224.848
As 188.980	-1.0070b	ppb	1.8879	187.5	-1.1858
B 249.678	11.0139b	ppb	1.1169	10.1	118.668
Ba 389.178	-0.8679b	ppb	0.2167	25.0	-39.1008
Be 313.042	0.0113b	ppb	0.0060	53.0	-229.496
Ca 370.602	85.52b	ppb	1.596	1.9	345.6
Cd 226.502	0.0740b	ppb	0.1153	155.8	8.0597
Co 228.615	0.0620b	ppb	0.3332	537.5	16.8838
Cr 267.716	0.1448b	ppb	0.1188	82.0	4.2588
Cu 324.754	0.6370b	ppb	0.2348	36.9	153.957
Fe 271.441	0.8710b	ppb	1.7607	202.1	7.5994
K 766.491	49.3019b	ppb	0.2525	0.5	4077.17
Mg 279.078	7.5937b	ppb	2.4455	32.2	54.9044
Mn 257.610	0.3019b	ppb	0.0509	16.9	78.4857
Mo 202.032	0.7406b	ppb	0.1400	18.9	12.1192
Na 330.237	173418xb	ppb	800.885	0.5	8260.05
Ni 231.604	1.6392b	ppb	0.3931	24.0	3.2875
Pb 220.353	0.8607b	ppb	2.9411	341.7	1.8119
Sb 206.834	-2.9790b	ppb	3.0783	103.3	-3.3065
Se 196.026	1.7128b	ppb	2.3072	134.7	-0.1282
Sn 189.925	-0.2950b	ppb	0.8788	297.9	-0.5380
Sr 216.596	-0.1233b	ppb	0.4762	386.3	7.4907
Ti 334.941	0.0281b	ppb	0.0605	215.0	-96.0022
Tl 190.794	-1.7674b	ppb	2.7618	156.3	-2.6290
V 292.401	-0.0168b	ppb	0.2515	1497.1	-6.1593
Zn 206.200	1.8036b	ppb	0.2914	16.2	2.9399

E03152013.vvq. All Data Report 3/16/2013, 9:03:24 AM

lb2 680-268770/6-d (Samp) 3/15/2013, 1:09:32 PM Rack 1, Tube 20

Weight: 1

Volume: 1

Dilution: 1

Label	Replicates Concentration		
Ag 328.068	0.7403	0.7105	0.8708
Al 308.215	-3.9157u	-0.6263u	1.3357
As 188.980	-2.1084u	3.0853	-1.1323u
B 249.678	15.6307	13.4080	15.5891
Ba 389.178	-0.5569u	-0.8666u	-0.4056u
Be 313.042	-0.0031u	0.0075	0.0037
Ca 370.602	73.09	79.37	75.75
Cd 226.502	0.1980	0.1553	0.1153
Co 228.615	0.5298	-0.4438u	-0.0980u
Cr 267.716	0.1544	0.0084	0.1452
Cu 324.754	-0.2961u	0.4367	0.1579
Fe 271.441	14.1914	8.5967	18.2424
K 766.491	9.1006	8.1865	9.0736
Mg 279.078	12.2291	6.9342	4.4465
Mn 257.610	0.6103	0.5614	0.5632
Mo 202.032	0.5568	0.1384	0.8817
Na 330.237	644.548	495.510	340.263
Ni 231.604	-0.1437u	-0.3364u	-0.1062u
Pb 220.353	1.5206	2.1488	4.3202
Sb 206.834	-1.5930u	4.7852	-2.7441u
Se 196.026	-4.0008u	-4.1490u	5.4395
Sn 189.925	1.7202	0.2236	0.8550
Sr 216.596	0.2719	-0.3294u	0.5497
Ti 334.941	0.2697	0.2628	0.1667
Tl 190.794	-3.0634u	-1.8955u	-1.8848u
V 292.401	-0.0266u	0.1253	0.0255
Zn 206.200	4.3235	3.2374	2.7415

Label	Sol'n Conc.	Units	SD	%RSD	Int. (c/s)
Ag 328.068	0.7739	ppb	0.0853	11.0	-39.9596
Al 308.215	-1.0688	ppb	2.6535	248.3	217.184
As 188.980	-0.0518	ppb	2.7603	5328.0	-0.5527
B 249.678	14.8760	ppb	1.2715	8.5	148.152
Ba 389.178	-0.6097	ppb	0.2350	38.5	-32.9873
Be 313.042	0.0027	ppb	0.0054	197.0	-225.871
Ca 370.602	76.07	ppb	3.153	4.1	313.1
Cd 226.502	0.1562	ppb	0.0414	26.5	11.5341
Co 228.615	-0.0040	ppb	0.4936	12367.7	16.1359
Cr 267.716	0.1027	ppb	0.0818	79.7	0.2562
Cu 324.754	0.0995	ppb	0.3699	371.7	128.232
Fe 271.441	13.6769	ppb	4.8434	35.4	25.9335
K 766.491	8.7869	ppb	0.5201	5.9	1260.81
Mg 279.078	7.8699	ppb	3.9748	50.5	55.4019
Mn 257.610	0.5783	ppb	0.0277	4.8	130.999
Mo 202.032	0.5256	ppb	0.3726	70.9	10.7584
Na 330.237	493.440	ppb	152.153	30.8	32.7800
Ni 231.604	-0.1955	ppb	0.1235	63.2	-0.5564
Pb 220.353	2.6632	ppb	1.4690	55.2	4.4117
Sb 206.834	0.1494	ppb	4.0558	2715.4	-0.6081
Se 196.026	-0.9035	ppb	5.4937	608.1	-1.3014
Sn 189.925	0.9330	ppb	0.7513	80.5	0.5093
Sr 216.596	0.1641	ppb	0.4493	273.9	10.1184
Ti 334.941	0.2331	ppb	0.0576	24.7	-29.5858
Tl 190.794	-2.2812	ppb	0.6774	29.7	-2.9872
V 292.401	0.0414	ppb	0.0772	186.4	-3.2154
Zn 206.200	3.4342	ppb	0.8991	26.2	6.3095

E03152013.vvq. All Data Report 3/16/2013, 9:03:24 AM

680-88124-a-1-f (Samp) 3/15/2013, 1:14:58 PM Rack 1, Tube 21
 Weight: 1 Volume: 1 Dilution: 1

Label	Replicates Concentration		
Ag 328.068	0.2987	0.5145	-0.7433u
Al 308.215	711.714	710.068	713.253
As 188.980	-1.4502u	-1.6241u	-5.8805u
B 249.678	17.5148	17.8215	18.1131
Ba 389.178	77.8215	78.4704	78.0490
Be 313.042	0.1357	0.1383	0.1306
Ca 370.602	52332	52446	52476
Cd 226.502	7.7583	7.8116	7.9547
Co 228.615	4.4778	4.5999	4.4477
Cr 267.716	5.4480	5.3861	5.5772
Cu 324.754	11.5520	12.1987	11.2857
Fe 271.441	4951.28	4957.87	4942.02
K 766.491	582.541	581.769	582.513
Mg 279.078	1801.74	1809.03	1813.88
Mn 257.610	525.064	526.353	526.311
Mo 202.032	0.3529	0.4775	0.6501
Na 330.237	2449.79	2302.66	2257.13
Ni 231.604	44.0750	45.3856	44.8396
Pb 220.353	193.768	191.026	191.747
Sb 206.834	4.4583	0.0881	8.6914
Se 196.026	5.7945	5.9556	-2.7127u
Sn 189.925	-2.0135u	-1.2204u	-2.9182u
Sr 216.596	85.4084	86.0109	85.0227
Ti 334.941	0.2527	0.3076	0.3548
Tl 190.794	-2.8145u	-4.2725u	3.7683
V 292.401	0.3352	-0.1103u	-0.3195u
Zn 206.200	206.792	210.029	207.099

Label	Sol'n Conc.	Units	SD	%RSD	Int. (c/s)
Ag 328.068	0.0233	ppb	0.6726	2885.0	-84.8367
Al 308.215	711.678	ppb	1.5928	0.2	3682.97
As 188.980	-2.9849	ppb	2.5091	84.1	-2.0865
B 249.678	17.8165	ppb	0.2992	1.7	166.824
Ba 389.178	78.1136	ppb	0.3292	0.4	1837.34
Be 313.042	0.1349	ppb	0.0039	2.9	29.8174
Ca 370.602	52418	ppb	75.83	0.1	173964
Cd 226.502	7.8415	ppb	0.1016	1.3	267.632
Co 228.615	4.5085	ppb	0.0806	1.8	68.1150
Cr 267.716	5.4705	ppb	0.0975	1.8	206.341
Cu 324.754	11.6788	ppb	0.4695	4.0	683.767
Fe 271.441	4950.39	ppb	7.9651	0.2	7107.50
K 766.491	582.274	ppb	0.4378	0.1	41126.3
Mg 279.078	1808.22	ppb	6.1147	0.3	3299.52
Mn 257.610	525.909	ppb	0.7323	0.1	98460.1
Mo 202.032	0.4935	ppb	0.1493	30.2	10.3378
Na 330.237	2336.53	ppb	100.698	4.3	117.685
Ni 231.604	44.7668	ppb	0.6583	1.5	93.7366
Pb 220.353	192.180	ppb	1.4213	0.7	277.798
Sb 206.834	4.4126	ppb	4.3018	97.5	3.2139
Se 196.026	3.0125	ppb	4.9588	164.6	0.5991
Sn 189.925	-2.0507	ppb	0.8495	41.4	-2.1728
Sr 216.596	85.4807	ppb	0.4981	0.6	782.409
Ti 334.941	0.3050	ppb	0.0511	16.7	-2.6475
Tl 190.794	-1.1062	ppb	4.2840	387.3	-2.8815
V 292.401	-0.0315	ppb	0.3344	1060.6	-5.4395
Zn 206.200	207.973	ppb	1.7868	0.9	207.484

E03152013.vvq. All Data Report 3/16/2013, 9:03:24 AM

680-88126-b-2-d (Samp) 3/15/2013, 1:20:23 PM Rack 1, Tube 22

Weight: 1

Volume: 1

Dilution: 1

Label	Replicates Concentration		
Ag 328.068	0.4792	1.0914	-0.1054u
Al 308.215	2.2879	0.9902	4.5382
As 188.980	0.0043	0.2365	-1.0929u
B 249.678	8.4619	7.0197	8.1235
Ba 389.178	0.2825	1.6167	1.4400
Be 313.042	0.0530	0.0561	0.0489
Ca 370.602	365.0	362.5	365.0
Cd 226.502	0.2299	-0.0471u	0.1148
Co 228.615	-0.0615u	0.8388	0.6344
Cr 267.716	0.3498	0.6523	0.4150
Cu 324.754	3.6673	3.7233	3.5457
Fe 271.441	6.1171	2.1826	-2.1441u
K 766.491	194.456	192.320	193.572
Mg 279.078	56.4542	51.0544	60.8747
Mn 257.610	1.6739	1.5987	1.5800
Mo 202.032	0.4876	0.4922	0.5867
Na 330.237	168533x	166335x	167269x
Ni 231.604	1.1304	1.6120	1.5507
Pb 220.353	0.8546	-0.3194u	2.8691
Sb 206.834	4.9191	-1.5018u	6.0796
Se 196.026	0.6762	7.6239	1.4294
Sn 189.925	-0.2915u	-0.1197u	1.0176
Sr 216.596	0.4854	0.9611	0.8549
Ti 334.941	0.0177u	0.0898	0.0029u
Tl 190.794	-2.2550u	0.8901	2.6202
V 292.401	0.1866	0.0446u	0.5336
Zn 206.200	8.1936	9.0999	8.9505

Label	Sol'n Conc.	Units	SD	%RSD	Int. (c/s)
Ag 328.068	0.4884b	ppb	0.5985	122.5	-56.6056
Al 308.215	2.6054b	ppb	1.7952	68.9	235.038
As 188.980	-0.2840b	ppb	0.7101	250.0	-0.7040
B 249.678	7.8684b	ppb	0.7542	9.6	94.6404
Ba 389.178	1.1131b	ppb	0.7247	65.1	7.8007
Be 313.042	0.0527b	ppb	0.0036	6.8	-153.809
Ca 370.602	364.2b	ppb	1.418	0.4	1272
Cd 226.502	0.0992b	ppb	0.1392	140.2	8.9106
Co 228.615	0.4706b	ppb	0.4720	100.3	21.6159
Cr 267.716	0.4724b	ppb	0.1592	33.7	16.5908
Cu 324.754	3.6454b	ppb	0.0908	2.5	297.919
Fe 271.441	2.0518b	ppb	4.1321	201.4	9.3428
K 766.491	193.449b	ppb	1.0731	0.6	14097.5
Mg 279.078	56.1278b	ppb	4.9183	8.8	142.521
Mn 257.610	1.6175b	ppb	0.0497	3.1	324.964
Mo 202.032	0.5222b	ppb	0.0560	10.7	10.7365
Na 330.237	167379xb	ppb	1103.36	0.7	7972.67
Ni 231.604	1.4310b	ppb	0.2622	18.3	2.8515
Pb 220.353	1.1348b	ppb	1.6126	142.1	2.2077
Sb 206.834	3.1656b	ppb	4.0836	129.0	1.9959
Se 196.026	3.2432b	ppb	3.8125	117.6	0.5585
Sn 189.925	0.2021b	ppb	0.7114	351.9	-0.0893
Sr 216.596	0.7671b	ppb	0.2497	32.6	15.5289
Ti 334.941	0.0368b	ppb	0.0465	126.2	-93.0728
Tl 190.794	0.4184b	ppb	2.4716	590.7	-1.1096
V 292.401	0.2549b	ppb	0.2516	98.7	1.2124
Zn 206.200	8.7480b	ppb	0.4859	5.6	14.0290

E03152013.vvq. All Data Report 3/16/2013, 9:03:24 AM

680-88132-b-1-h (Samp) 3/15/2013, 1:25:49 PM Rack 1, Tube 23

Weight: 1 Volume: 1 Dilution: 1

Label	Replicates Concentration		
Ag 328.068	0.7186	-0.8595u	0.7830
Al 308.215	120.787	117.541	121.849
As 188.980	0.7782	0.4358	-2.7106u
B 249.678	13.4824	14.6075	13.9263
Ba 389.178	5.8554	6.7548	5.4172
Be 313.042	0.0589	0.0635	0.0649
Ca 370.602	1121	1124	1131
Cd 226.502	0.2477	0.1996	0.3380
Co 228.615	-0.3769u	-0.5089u	0.7205
Cr 267.716	0.5401	0.7958	0.5848
Cu 324.754	5.8211	5.8448	6.1893
Fe 271.441	313.161	305.578	313.922
K 766.491	126.474	126.453	126.919
Mg 279.078	114.836	111.421	117.999
Mn 257.610	19.0618	19.2521	19.3621
Mo 202.032	0.3816	-0.6136u	0.0256
Na 330.237	429.204	383.293	280.727
Ni 231.604	1.1551	0.3447	1.5669
Pb 220.353	2.1606	2.3802	7.4375
Sb 206.834	7.4643	7.9798	3.4817
Se 196.026	2.9042	5.7149	2.9189
Sn 189.925	3.4652	0.7003	-0.6023u
Sr 216.596	2.5558	1.9397	2.1880
Ti 334.941	0.1619	0.2055	0.2163
Tl 190.794	-1.2829u	-1.9347u	-6.4790u
V 292.401	0.5416	0.2753	0.3625
Zn 206.200	14.1196	12.6752	11.1231

Label	Sol'n Conc.	Units	SD	%RSD	Int. (c/s)
Ag 328.068	0.2140	ppb	0.9303	434.6	-72.5730
Al 308.215	120.059	ppb	2.2439	1.9	806.111
As 188.980	-0.4989	ppb	1.9230	385.5	-0.8429
B 249.678	14.0054	ppb	0.5667	4.0	141.275
Ba 389.178	6.0091	ppb	0.6819	11.3	123.976
Be 313.042	0.0624	ppb	0.0031	5.0	-117.480
Ca 370.602	1125	ppb	5.480	0.5	3777
Cd 226.502	0.2618	ppb	0.0702	26.8	15.5388
Co 228.615	-0.0551	ppb	0.6749	1224.1	15.5543
Cr 267.716	0.6403	ppb	0.1366	21.3	20.7417
Cu 324.754	5.9517	ppb	0.2061	3.5	408.358
Fe 271.441	310.887	ppb	4.6138	1.5	452.217
K 766.491	126.616	ppb	0.2633	0.2	9451.56
Mg 279.078	114.752	ppb	3.2896	2.9	248.150
Mn 257.610	19.2254	ppb	0.1519	0.8	3621.74
Mo 202.032	-0.0688	ppb	0.5043	733.1	6.9834
Na 330.237	364.408	ppb	76.0184	20.9	26.4936
Ni 231.604	1.0222	ppb	0.6218	60.8	2.0000
Pb 220.353	3.9928	ppb	2.9853	74.8	6.3313
Sb 206.834	6.3086	ppb	2.4617	39.0	4.7177
Se 196.026	3.8460	ppb	1.6185	42.1	0.8344
Sn 189.925	1.1877	ppb	2.0771	174.9	0.7408
Sr 216.596	2.2278	ppb	0.3100	13.9	28.8560
Ti 334.941	0.1946	ppb	0.0288	14.8	-39.2166
Tl 190.794	-3.2322	ppb	2.8307	87.6	-3.6783
V 292.401	0.3931	ppb	0.1358	34.5	6.2898
Zn 206.200	12.6393	ppb	1.4986	11.9	19.6828

E03152013.vvq. All Data Report 3/16/2013, 9:03:24 AM

680-88154-a-1-b (Samp) 3/15/2013, 1:31:15 PM Rack 1, Tube 24
 Weight: 1 Volume: 1 Dilution: 1

Label	Replicates Concentration		
Ag 328.068	0.1600	0.5998	0.7963
Al 308.215	61.0880	57.7035	57.9777
As 188.980	0.2886	-6.3884u	0.2282
B 249.678	42.4078	41.9036	43.0413
Ba 389.178	165.102	164.836	165.338
Be 313.042	0.0657	0.0607	0.0550
Ca 370.602	14775	14758	14786
Cd 226.502	0.0665	-0.0651u	0.0879
Co 228.615	0.1949	0.1774	-0.0795u
Cr 267.716	6.0338	5.8952	6.0863
Cu 324.754	3.3460	3.6815	3.3714
Fe 271.441	31.7227	31.4812	27.6060
K 766.491	32014.8	32037.6x	32012.6
Mg 279.078	234.550	234.590	238.603
Mn 257.610	3.0060	3.0218	3.0197
Mo 202.032	0.4435	0.1257	0.9461
Na 330.237	183518x	183775x	186247x
Ni 231.604	0.4798	2.0688	0.7118
Pb 220.353	-0.7397u	0.9795	0.2733
Sb 206.834	-3.9902u	4.9175	4.7652
Se 196.026	-4.6431u	4.3545	6.2824
Sn 189.925	-2.2392u	-0.5747u	-2.4756u
Sr 216.596	47.4495	49.0656	49.4865
Ti 334.941	0.3193	0.0940	0.0593
Tl 190.794	-2.0735u	-4.4725u	4.3098
V 292.401	-0.1718u	0.3893	0.1956
Zn 206.200	3458.18	3458.26	3470.38

Label	Sol'n Conc.	Units	SD	%RSD	Int. (c/s)
Ag 328.068	0.5187b	ppb	0.3258	62.8	-56.5161
Al 308.215	58.9231b	ppb	1.8799	3.2	508.856
As 188.980	-1.9572b	ppb	3.8377	196.1	-1.6856
B 249.678	42.4509b	ppb	0.5700	1.3	358.767
Ba 389.178	165.092b	ppb	0.2513	0.2	3879.29
Be 313.042	0.0605b	ppb	0.0054	8.9	-138.175
Ca 370.602	14773b	ppb	14.16	0.1	49184
Cd 226.502	0.0298b	ppb	0.0828	278.3	6.6632
Co 228.615	0.0976b	ppb	0.1536	157.4	17.3635
Cr 267.716	6.0051b	ppb	0.0987	1.6	226.430
Cu 324.754	3.4663b	ppb	0.1868	5.4	289.347
Fe 271.441	30.2700b	ppb	2.3102	7.6	49.7997
K 766.491	32021.7xb	ppb	13.8296	0.0	2226605
Mg 279.078	235.914b	ppb	2.3284	1.0	467.117
Mn 257.610	3.0158b	ppb	0.0086	0.3	587.616
Mo 202.032	0.5051b	ppb	0.4137	81.9	10.6277
Na 330.237	184513xb	ppb	1507.23	0.8	8764.04
Ni 231.604	1.0868b	ppb	0.8583	79.0	2.1333
Pb 220.353	0.1710b	ppb	0.8641	505.2	0.8176
Sb 206.834	1.8975b	ppb	5.0995	268.7	0.9522
Se 196.026	1.9979b	ppb	5.8315	291.9	0.0004
Sn 189.925	-1.7632b	ppb	1.0360	58.8	-1.8590
Sr 216.596	48.6672b	ppb	1.0754	2.2	447.312
Ti 334.941	0.1576b	ppb	0.1412	89.6	-61.7707
Tl 190.794	-0.7454b	ppb	4.5393	609.0	-1.9216
V 292.401	0.1377b	ppb	0.2850	207.0	-2.3148
Zn 206.200	3462.27b	ppb	7.0239	0.2	5021.89

E03152013.vvq. All Data Report 3/16/2013, 9:03:24 AM

Cont Calib Verif (CCV) 3/15/2013, 1:36:40 PM Rack 1, Tube 25
 Weight: 1 Volume: 1 Dilution: 1

Label	Replicates Concentration		
Ag 328.068	505.325	513.275	504.618
Al 308.215	5078.13	5118.07	5100.15
As 188.980	475.519	485.484	486.039
B 249.678	2548.68	2593.61	2596.88
Ba 389.178	5002.51	5047.55	5018.64
Be 313.042	495.735	499.959	496.889
Ca 370.602	4985	5030	5011
Cd 226.502	498.654	502.418	497.980
Co 228.615	497.103	499.849	498.757
Cr 267.716	4992.71	5035.57	5000.03
Cu 324.754	4844.14	4983.94	4841.98
Fe 271.441	5036.68	5068.68	5044.22
K 766.491	9834.26	9953.50	9900.95
Mg 279.078	4984.78	5026.54	5000.02
Mn 257.610	5024.77	5070.75	5041.05
Mo 202.032	502.921	508.243	504.127
Na 330.237	7314.63	7266.07	7211.90
Ni 231.604	2515.41	2540.30	2527.47
Pb 220.353	499.723	504.400	499.845
Sb 206.834	976.576	977.663	992.952
Se 196.026	4937.50	5005.65	4998.62
Sn 189.925	5058.51	5075.78	5047.34
Sr 216.596	2506.48	2533.13	2511.14
Ti 334.941	494.473	499.077	496.218
Tl 190.794	5132.35	5194.54	5156.81
V 292.401	4961.64	5003.04	4982.46
Zn 206.200	2468.04	2483.93	2474.65

Label	Sol'n Conc.	Units	SD	%RSD	Int. (c/s)	QC Value
Ag 328.068	507.739	ppb	4.8074	0.9	29439.6	101.54782
Al 308.215	5098.78	ppb	20.0077	0.4	24996.4	101.97568
As 188.980	482.347	ppb	5.9200	1.2	319.123	96.46948
B 249.678	2579.73	ppb	26.9354	1.0	19731.6	103.18903
Ba 389.178	5022.90	ppb	22.8193	0.5	118589	100.45797
Be 313.042	497.528	ppb	2.1835	0.4	899548	99.50552
Ca 370.602	5009	ppb	22.41	0.4	16571	100.17424
Cd 226.502	499.684	ppb	2.3914	0.5	15994.1	99.93680
Co 228.615	498.570	ppb	1.3824	0.3	5783.12	99.71391
Cr 267.716	5009.44	ppb	22.9292	0.5	189791	100.18872
Cu 324.754	4890.02	ppb	81.3439	1.7	234105	97.80036
Fe 271.441	5049.86	ppb	16.7298	0.3	7354.51	100.99716
K 766.491	9896.23	ppb	59.7610	0.6	688577	98.96234
Mg 279.078	5003.78	ppb	21.1301	0.4	9006.32	100.07557
Mn 257.610	5045.52	ppb	23.3168	0.5	944265	100.91050
Mo 202.032	505.097	ppb	2.7903	0.6	3195.13	101.01941
Na 330.237	7264.20	ppb	51.3932	0.7	333.088	96.85603
Ni 231.604	2527.73	ppb	12.4498	0.5	5296.35	101.10911
Pb 220.353	501.323	ppb	2.6657	0.5	723.440	100.26454
Sb 206.834	982.397	ppb	9.1569	0.9	886.181	39.29588Q
Se 196.026	4980.59	ppb	37.4806	0.8	2234.00	99.61178
Sn 189.925	5060.54	ppb	14.3242	0.3	4589.57	101.21086
Sr 216.596	2516.92	ppb	14.2317	0.6	22583.2	100.67661
Ti 334.941	496.589	ppb	2.3246	0.5	130489	99.31784
Tl 190.794	5161.23	ppb	31.3289	0.6	3585.75	103.22468
V 292.401	4982.38	ppb	20.7042	0.4	133118	99.64759
Zn 206.200	2475.54	ppb	7.9795	0.3	3584.10	99.02161

E03152013.vvq. All Data Report 3/16/2013, 9:03:24 AM

Cont Calib Blank (CCB) 3/15/2013, 1:42:04 PM Rack 1, Tube 26
 Weight: 1 Volume: 1 Dilution: 1

Label	Replicates Concentration		
Ag 328.068	-0.0435u	0.2107	0.6193
Al 308.215	-6.3230u	-4.4926u	-5.3535u
As 188.980	1.5558	3.4921	-0.4181u
B 249.678	24.0398	20.6568	18.1560
Ba 389.178	-0.1902u	0.4232	-0.0868u
Be 313.042	0.0478	0.0512	0.0441
Ca 370.602	-20.14u	-20.99u	-15.43u
Cd 226.502	0.0448	0.2242	0.1488
Co 228.615	-0.1576u	-0.0041u	0.3552
Cr 267.716	0.6101	0.6944	0.6855
Cu 324.754	0.5868	0.5487	0.4328
Fe 271.441	-7.2106u	2.1693	-5.6300u
K 766.491	-5.6058u	-5.4951u	-5.5585u
Mg 279.078	-11.0013u	-14.5382u	-13.1340u
Mn 257.610	0.5698	0.5370	0.4153
Mo 202.032	0.5650	-0.0102u	0.8138
Na 330.237	-517.812u	-273.871u	-102.660u
Ni 231.604	2.2503	2.5776	0.6024
Pb 220.353	-0.4171u	1.5347	-1.0279u
Sb 206.834	1.7645	5.8383	6.0241
Se 196.026	9.3488	5.1495	12.7026
Sn 189.925	3.9403	-1.2783u	-1.8974u
Sr 216.596	0.0294	-0.1234u	0.1230
Ti 334.941	0.1674	0.1155	0.0890
Tl 190.794	-2.1615u	2.6939	0.2161
V 292.401	0.6040	0.6864	0.1121
Zn 206.200	0.2478	-0.4491u	-1.1613u

Label	Sol'n Conc.	Units	SD	%RSD	Int. (c/s)	QC Value
Ag 328.068	0.2622	ppb	0.3344	127.6	-69.7474	0.26216
Al 308.215	-5.3897	ppb	0.9157	17.0	196.161	-5.38969
As 188.980	1.5433	ppb	1.9551	126.7	0.5042	1.54325
B 249.678	20.9509	ppb	2.9529	14.1	194.556	20.95089
Ba 389.178	0.0487	ppb	0.3284	673.9	-17.5206	0.04874
Be 313.042	0.0477	ppb	0.0035	7.3	-144.453	0.04771
Ca 370.602	-18.85	ppb	2.993	15.9	-1.354	-18.85272
Cd 226.502	0.1392	ppb	0.0901	64.7	10.9662	0.13923
Co 228.615	0.0645	ppb	0.2632	408.0	16.9275	0.06450
Cr 267.716	0.6633	ppb	0.0463	7.0	21.4820	0.66332
Cu 324.754	0.5228	ppb	0.0803	15.4	148.478	0.52277
Fe 271.441	-3.5571	ppb	5.0218	141.2	1.2744	-3.55712
K 766.491	-5.5531	ppb	0.0556	1.0	263.977	-5.55311
Mg 279.078	-12.8912	ppb	1.7809	13.8	17.9151	-12.89116
Mn 257.610	0.5074	ppb	0.0814	16.0	117.595	0.50736
Mo 202.032	0.4562	ppb	0.4226	92.6	10.3189	0.45619
Na 330.237	-298.114	ppb	208.635	70.0	-4.8536	-298.11435
Ni 231.604	1.8101	ppb	1.0586	58.5	3.6456	1.81010
Pb 220.353	0.0299	ppb	1.3385	4472.9	0.6143	0.02992
Sb 206.834	4.5423	ppb	2.4074	53.0	3.1827	4.54228
Se 196.026	9.0670	ppb	3.7844	41.7	3.1701	9.06698
Sn 189.925	0.2549	ppb	3.2067	1258.2	-0.1061	0.25486
Sr 216.596	0.0096	ppb	0.1244	1289.7	8.6843	0.00964
Ti 334.941	0.1240	ppb	0.0399	32.2	-58.3018	0.12397
Tl 190.794	0.2495	ppb	2.4279	973.2	-1.2256	0.24947
V 292.401	0.4675	ppb	0.3105	66.4	8.1828	0.46751
Zn 206.200	-0.4542	ppb	0.7046	155.1	0.6583	-0.45420

E03152013.vvq. All Data Report 3/16/2013, 9:03:24 AM

mb 680-268728/1-a (Samp) **3/15/2013, 1:47:27 PM** **Rack 1, Tube 27**
Weight: 1 **Volume: 1** **Dilution: 1**

Label	Replicates Concentration		
Ag 328.068	1.6894	1.1480	0.8586
Al 308.215	1.1942	0.8059	3.7884
As 188.980	0.1669	-5.5306u	-3.3561u
B 249.678	6.8489	4.7389	6.0584
Ba 389.178	-0.6859u	-1.0756u	-1.2017u
Be 313.042	0.0021	-0.0033u	0.0018
Ca 370.602	12.24	13.55	7.019
Cd 226.502	0.2486	0.2007	0.0572
Co 228.615	-0.2436u	-0.7315u	0.1508
Cr 267.716	0.3076	0.3710	0.5253
Cu 324.754	0.7463	0.3798	0.3192
Fe 271.441	19.7329	19.4959	13.6654
K 766.491	4.2032	5.2224	4.4787
Mg 279.078	-7.6773u	-2.8403u	0.0768
Mn 257.610	0.2762	0.3095	0.3089
Mo 202.032	0.8161	0.4192	0.5886
Na 330.237	-106.765u	32.0217	-36.7410u
Ni 231.604	2.7618	0.9159	1.3051
Pb 220.353	-2.6233u	-3.2723u	1.0557
Sb 206.834	-5.1019u	5.2246	-0.3340u
Se 196.026	-7.4282u	8.5658	5.1160
Sn 189.925	12.5479	11.3679	12.4398
Sr 216.596	-0.4459u	-0.4271u	-0.0711u
Ti 334.941	0.1749	0.1839	0.1777
Tl 190.794	-2.9700u	1.2854	2.4083
V 292.401	0.1953	0.2300	-0.0803u
Zn 206.200	2.4318	4.1664	3.9279

Label	Sol'n Conc.	Units	SD	%RSD	Int. (c/s)
Ag 328.068	1.2320	ppb	0.4217	34.2	-13.2616
Al 308.215	1.9295	ppb	1.6215	84.0	231.748
As 188.980	-2.9066	ppb	2.8753	98.9	-2.4461
B 249.678	5.8821	ppb	1.0660	18.1	79.4605
Ba 389.178	-0.9878	ppb	0.2689	27.2	-41.9308
Be 313.042	0.0002	ppb	0.0030	1471.2	-230.377
Ca 370.602	10.94	ppb	3.455	31.6	95.79
Cd 226.502	0.1689	ppb	0.0996	59.0	11.9594
Co 228.615	-0.2748	ppb	0.4420	160.9	13.0030
Cr 267.716	0.4013	ppb	0.1119	27.9	11.5629
Cu 324.754	0.4817	ppb	0.2311	48.0	146.523
Fe 271.441	17.6314	ppb	3.4367	19.5	31.6417
K 766.491	4.6348	ppb	0.5272	11.4	972.180
Mg 279.078	-3.4803	ppb	3.9164	112.5	34.9121
Mn 257.610	0.2982	ppb	0.0191	6.4	78.5509
Mo 202.032	0.6080	ppb	0.1992	32.8	11.2789
Na 330.237	-37.1613	ppb	69.3941	186.7	7.5391
Ni 231.604	1.6609	ppb	0.9730	58.6	3.3335
Pb 220.353	-1.6133	ppb	2.3341	144.7	-1.7555
Sb 206.834	-0.0704	ppb	5.1683	7338.9	-0.7912
Se 196.026	2.0845	ppb	8.4169	403.8	0.0386
Sn 189.925	12.1186	ppb	0.6523	5.4	10.6544
Sr 216.596	-0.3147	ppb	0.2112	67.1	5.7839
Ti 334.941	0.1788	ppb	0.0046	2.6	-43.8597
Tl 190.794	0.2412	ppb	2.8371	1176.1	-1.2321
V 292.401	0.1150	ppb	0.1700	147.8	-1.2340
Zn 206.200	3.5087	ppb	0.9402	26.8	67.4169

E03152013.vvq. All Data Report 3/16/2013, 9:03:24 AM

ics 680-268728/2-a (Samp) 3/15/2013, 1:53:02 PM Rack 1, Tube 28
 Weight: 1 Volume: 1 Dilution: 1

Label	Replicates Concentration		
Ag 328.068	53.7888	55.3838	54.5090
Al 308.215	4825.58	4844.08	4825.11
As 188.980	105.454	107.860	113.120
B 249.678	208.014	210.635	210.869
Ba 389.178	102.674	103.030	102.167
Be 313.042	50.3089	50.5615	50.2962
Ca 370.602	4947	4977	4949
Cd 226.502	51.4051	51.9010	51.2757
Co 228.615	49.4542	50.1265	49.4906
Cr 267.716	104.041	104.486	103.910
Cu 324.754	102.547	102.101	101.925
Fe 271.441	4988.49	4991.91	4975.77
K 766.491	4990.08	5015.99	5004.10
Mg 279.078	4967.83	4975.69	4953.89
Mn 257.610	526.202	528.171	525.366
Mo 202.032	101.818	102.865	102.062
Na 330.237	4048.60	4258.96	4121.87
Ni 231.604	102.789	101.732	102.647
Pb 220.353	50.8953	58.0301	50.8975
Sb 206.834	53.7387	49.8672	47.8839
Se 196.026	109.806	99.1698	108.827
Sn 189.925	116.940	121.938	123.543
Sr 216.596	102.640	102.674	102.072
Ti 334.941	103.353	103.650	103.131
Tl 190.794	39.5413	45.7326	45.1988
V 292.401	101.517	102.669	101.825
Zn 206.200	102.027	104.282	102.963

Label	Sol'n Conc.	Units	SD	%RSD	Int. (c/s)
Ag 328.068	54.5605	ppb	0.7987	1.5	3091.18
Al 308.215	4831.59	ppb	10.8215	0.2	23726.3
As 188.980	108.811	ppb	3.9203	3.6	71.5835
B 249.678	209.839	ppb	1.5851	0.8	1633.24
Ba 389.178	102.624	ppb	0.4336	0.4	2425.14
Be 313.042	50.3889	ppb	0.1496	0.3	90905.2
Ca 370.602	4958	ppb	16.48	0.3	16155
Cd 226.502	51.5273	ppb	0.3301	0.6	1664.58
Co 228.615	49.6904	ppb	0.3781	0.8	589.475
Cr 267.716	104.145	ppb	0.3020	0.3	3944.45
Cu 324.754	102.191	ppb	0.3203	0.3	5016.97
Fe 271.441	4985.39	ppb	8.5033	0.2	7164.53
K 766.491	5003.39	ppb	12.9656	0.3	348456
Mg 279.078	4965.81	ppb	11.0419	0.2	8999.86
Mn 257.610	526.580	ppb	1.4403	0.3	98600.0
Mo 202.032	102.248	ppb	0.5480	0.5	654.044
Na 330.237	4143.14	ppb	106.781	2.6	203.616
Ni 231.604	102.389	ppb	0.5734	0.6	214.477
Pb 220.353	53.2743	ppb	4.1186	7.7	77.2422
Sb 206.834	50.4966	ppb	2.9777	5.9	42.9359
Se 196.026	105.934	ppb	5.8784	5.5	46.7587
Sn 189.925	120.807	ppb	3.4438	2.9	109.238
Sr 216.596	102.462	ppb	0.3384	0.3	927.270
Ti 334.941	103.378	ppb	0.2608	0.3	27109.7
Tl 190.794	43.4909	ppb	3.4309	7.9	28.1638
V 292.401	102.004	ppb	0.5960	0.6	2705.22
Zn 206.200	103.091	ppb	1.1330	1.1	159.814

E03152013.vvq. All Data Report 3/16/2013, 9:03:24 AM

680-88065-b-5-d (Samp) 3/15/2013, 1:58:28 PM Rack 1, Tube 29

Weight: 1

Volume: 1

Dilution: 1

Label	Replicates Concentration		
Ag 328.068	2.5130	1.4628	1.1658
Al 308.215	106545	106674	106434
As 188.980	148.257	148.206	146.010
B 249.678	37.4207	36.1213	36.0620
Ba 389.178	1283.59	1284.76	1282.47
Be 313.042	9.8517	9.8573	9.8440
Ca 370.602	376989	377656	376353
Cd 226.502	13.8192	14.6016	13.7887
Co 228.615	64.2164	64.0816	64.0490
Cr 267.716	295.809	296.622	295.509
Cu 324.754	756.966	765.842	758.136
Fe 271.441	267855	268091	267730
K 766.491	10559.2	10555.9	10547.6
Mg 279.078	85241.8	85407.1	85104.7
Mn 257.610	8127.64	8123.58	8115.17
Mo 202.032	15.3258	14.9598	15.9808
Na 330.237	-1.5222u	-46.7544u	138.671u
Ni 231.604	129.557	128.756	132.188
Pb 220.353	4137.57	4138.70	4126.40
Sb 206.834	18.4123	8.2335	19.7118
Se 196.026	-2.9418	-1.0829	-5.5029
Sn 189.925	227.743	237.322	232.874
Sr 216.596	532.096	531.163	531.927
Ti 334.941	1448.98	1448.69	1444.96
Tl 190.794	22.8780u	36.1016	45.6781
V 292.401	298.968	298.933	299.078
Zn 206.200	4051.95	4037.57	4036.80

Label	Sol'n Conc.	Units	SD	%RSD	Int. (c/s)
Ag 328.068	1.7139	ppb	0.7078	41.3	25.0105
Al 308.215	106551	ppb	120.144	0.1	518337
As 188.980	147.491	ppb	1.2829	0.9	97.6680
B 249.678	36.5347	ppb	0.7679	2.1	108.051
Ba 389.178	1283.61	ppb	1.1452	0.1	30900.1
Be 313.042	9.8510	ppb	0.0067	0.1	17699.0
Ca 370.602	377000	ppb	651.4	0.2	1231308
Cd 226.502	14.0698	ppb	0.4608	3.3	1019.68
Co 228.615	64.1156	ppb	0.0888	0.1	784.843
Cr 267.716	295.980	ppb	0.5759	0.2	11290.2
Cu 324.754	760.315	ppb	4.8226	0.6	36582.7
Fe 271.441	267892	ppb	183.321	0.1	384265
K 766.491	10554.2	ppb	6.0176	0.1	734317
Mg 279.078	85251.2	ppb	151.424	0.2	153875
Mn 257.610	8122.13	ppb	6.3598	0.1	1520980
Mo 202.032	15.4221	ppb	0.5173	3.4	92.7234
Na 330.237	30.1314	ppb	96.6804	320.9	-102.070
Ni 231.604	130.167	ppb	1.7952	1.4	277.097
Pb 220.353	4134.23	ppb	6.7977	0.2	5961.63
Sb 206.834	15.4525	ppb	6.2855	40.7	20.3033
Se 196.026	-3.1759	ppb	2.2193	69.9	0.9373
Sn 189.925	232.646	ppb	4.7938	2.1	210.835
Sr 216.596	531.729	ppb	0.4972	0.1	4909.50
Ti 334.941	1447.54	ppb	2.2380	0.2	380877
Tl 190.794	34.8859	ppb	11.4486	32.8	5.0590
V 292.401	298.993	ppb	0.0759	0.0	8009.51
Zn 206.200	4042.11	ppb	8.5297	0.2	5873.56

E03152013.vvq. All Data Report 3/16/2013, 9:03:24 AM

680-88065-b-5-dSD^5 (Samp) **3/15/2013, 2:07:00 PM** **Rack 1, Tube 30****Weight: 1****Volume: 1****Dilution: 1**

Label	Replicates Concentration		
Ag 328.068	0.0286	0.7495	0.0476
Al 308.215	20585.9	20513.8	20426.3
As 188.980	31.3319	32.9960	34.3696
B 249.678	7.9199	7.1389	7.1952
Ba 389.178	259.334	259.385	257.557
Be 313.042	1.9800	1.9777	1.9757
Ca 370.602	77266	77032	76813
Cd 226.502	2.6081	2.8317	2.6618
Co 228.615	13.3139	13.2758	13.3544
Cr 267.716	61.1537	60.5285	60.7453
Cu 324.754	150.073	148.627	149.007
Fe 271.441	55345.6	55414.4	54694.8
K 766.491	1883.04	1872.16	1867.82
Mg 279.078	17379.0	17300.3	17270.3
Mn 257.610	1721.53	1715.23	1710.68
Mo 202.032	3.8875	4.1129	3.0886
Na 330.237	-197.333u	-184.523u	-161.953u
Ni 231.604	27.9075	25.0947	27.8052
Pb 220.353	872.000	867.968	858.294
Sb 206.834	-1.2440	2.4855	-5.3662u
Se 196.026	11.5837	12.1200	3.5794
Sn 189.925	45.6219	47.6363	50.1250
Sr 216.596	107.829	108.469	109.106
Ti 334.941	291.257	290.218	289.613
Tl 190.794	6.9384	8.1031	9.1888
V 292.401	60.8334	61.0864	60.2455
Zn 206.200	843.257	846.580	842.877

Label	Sol'n Conc.	Units	SD	%RSD	Int. (c/s)
Ag 328.068	0.2752	ppb	0.4108	149.3	-66.7491
Al 308.215	20508.7	ppb	79.9385	0.4	99947.7
As 188.980	32.8991	ppb	1.5212	4.6	21.3711
B 249.678	7.4180	ppb	0.4356	5.9	48.9064
Ba 389.178	258.759	ppb	1.0412	0.4	6216.17
Be 313.042	1.9778	ppb	0.0022	0.1	3369.34
Ca 370.602	77037	ppb	226.6	0.3	251625
Cd 226.502	2.7005	ppb	0.1167	4.3	208.800
Co 228.615	13.3147	ppb	0.0393	0.3	175.568
Cr 267.716	60.8092	ppb	0.3175	0.5	2316.84
Cu 324.754	149.236	ppb	0.7494	0.5	7280.45
Fe 271.441	55151.6	ppb	397.057	0.7	79114.5
K 766.491	1874.34	ppb	7.8422	0.4	130943
Mg 279.078	17316.5	ppb	56.1393	0.3	31288.0
Mn 257.610	1715.81	ppb	5.4494	0.3	321321
Mo 202.032	3.6963	ppb	0.5382	14.6	28.2928
Na 330.237	-181.270	ppb	17.9128	9.9	-22.5813
Ni 231.604	26.9358	ppb	1.5953	5.9	57.2183
Pb 220.353	866.088	ppb	7.0438	0.8	1249.40
Sb 206.834	-1.3749	ppb	3.9275	285.7	-0.3319
Se 196.026	9.0944	ppb	4.7836	52.6	3.8627
Sn 189.925	47.7944	ppb	2.2557	4.7	43.0454
Sr 216.596	108.468	ppb	0.6383	0.6	1008.53
Ti 334.941	290.363	ppb	0.8316	0.3	76328.5
Tl 190.794	8.0768	ppb	1.1254	13.9	0.5087
V 292.401	60.7217	ppb	0.4314	0.7	1623.11
Zn 206.200	844.238	ppb	2.0372	0.2	1227.80

E03152013.vvq. All Data Report 3/16/2013, 9:03:24 AM

680-88065-b-5-dPDS (Samp) 3/15/2013, 2:14:06 PM Rack 1, Tube 31
 Weight: 1 Volume: 1 Dilution: 1

Label	Replicates Concentration		
Ag 328.068	1.1698	0.9260	1.6991
Al 308.215	106758	106600	106297
As 188.980	156.118	152.479	150.601
B 249.678	34.0703	33.4812	33.8381
Ba 389.178	1285.14	1284.60	1281.51
Be 313.042	9.8910	9.8702	9.8583
Ca 370.602	377162	377285	375708
Cd 226.502	14.2637	14.3043	14.4026
Co 228.615	63.7080	64.2523	63.7880
Cr 267.716	296.367	295.988	294.614
Cu 324.754	763.166	772.193	751.636
Fe 271.441	269025	269004	267789
K 766.491	10615.5	10605.8	10578.4
Mg 279.078	85494.4	85491.5	85082.6
Mn 257.610	8132.30	8137.35	8100.78
Mo 202.032	15.9128	14.6630	16.6334
Na 330.237	279.955u	273.126u	163.727u
Ni 231.604	123.332	129.048	127.351
Pb 220.353	4146.82	4152.26	4123.56
Sb 206.834	18.4475	16.1839	7.6611
Se 196.026	7.7990	-7.3470u	-1.3979
Sn 189.925	238.945	231.433	227.804
Sr 216.596	531.766	530.445	526.234
Ti 334.941	1447.98	1446.65	1441.27
Tl 190.794	30.5474	30.7338	44.5978
V 292.401	299.591	300.710	298.392
Zn 206.200	4032.33	4033.49	4010.86

Label	Sol'n Conc.	Units	SD	%RSD	Int. (c/s)
Ag 328.068	1.2650	ppb	0.3952	31.2	-1.2421
Al 308.215	106552	ppb	234.567	0.2	518341
As 188.980	153.066	ppb	2.8048	1.8	101.368
B 249.678	33.7966	ppb	0.2967	0.9	86.9638
Ba 389.178	1283.75	ppb	1.9595	0.2	30904.3
Be 313.042	9.8731	ppb	0.0166	0.2	17739.0
Ca 370.602	376718	ppb	876.9	0.2	1230353
Cd 226.502	14.3235	ppb	0.0714	0.5	1028.28
Co 228.615	63.9161	ppb	0.2939	0.5	782.627
Cr 267.716	295.656	ppb	0.9224	0.3	11278.0
Cu 324.754	762.332	ppb	10.3037	1.4	36679.3
Fe 271.441	268606	ppb	707.638	0.3	385289
K 766.491	10599.9	ppb	19.2418	0.2	737492
Mg 279.078	85356.2	ppb	236.894	0.3	154065
Mn 257.610	8123.47	ppb	19.8176	0.2	1521234
Mo 202.032	15.7364	ppb	0.9969	6.3	94.7011
Na 330.237	238.936	ppb	65.2222	27.3	-92.2785
Ni 231.604	126.577	ppb	2.9356	2.3	269.578
Pb 220.353	4140.88	ppb	15.2450	0.4	5971.22
Sb 206.834	14.0975	ppb	5.6878	40.3	19.1334
Se 196.026	-0.3153	ppb	7.6308	2420.3	2.2221
Sn 189.925	232.727	ppb	5.6821	2.4	210.908
Sr 216.596	529.482	ppb	2.8890	0.5	4889.46
Ti 334.941	1445.30	ppb	3.5555	0.2	380288
Tl 190.794	35.2930	ppb	8.0587	22.8	5.3311
V 292.401	299.564	ppb	1.1593	0.4	8024.70
Zn 206.200	4025.56	ppb	12.7459	0.3	5849.51

E03152013.vvq. All Data Report 3/16/2013, 9:03:24 AM

680-88065-b-5-e ms (Samp) 3/15/2013, 2:19:31 PM Rack 1, Tube 32

Weight: 1

Volume: 1

Dilution: 1

Label	Replicates Concentration		
Ag 328.068	55.2914	54.3635	52.9848
Al 308.215	125045	124965	125214
As 188.980	247.695	246.819	248.937
B 249.678	220.826	219.499	224.230
Ba 389.178	1278.84	1275.72	1278.18
Be 313.042	61.2082	61.1351	61.2755
Ca 370.602	126553	126341	126467
Cd 226.502	61.3711	61.2975	61.2422
Co 228.615	103.017	103.366	104.391
Cr 267.716	382.009	379.912	381.273
Cu 324.754	697.412	695.851	688.536
Fe 271.441	270237	269676	270590
K 766.491	15744.0	15665.8	15738.5
Mg 279.078	52709.2	52596.7	52625.0
Mn 257.610	7240.82	7200.68	7222.06
Mo 202.032	111.495	111.261	110.174
Na 330.237	5507.23	4984.46	5289.52
Ni 231.604	222.892	222.527	220.370
Pb 220.353	3021.06	3024.21	3030.00
Sb 206.834	37.0756	44.5483	46.2776
Se 196.026	98.0329	99.4965	80.3056
Sn 189.925	194.893	193.667	193.016
Sr 216.596	323.617	321.744	322.365
Ti 334.941	1625.60	1624.10	1624.34
Tl 190.794	75.6034	60.3391	64.5645
V 292.401	405.338	404.722	404.963
Zn 206.200	3705.17	3682.28	3698.26

Label	Sol'n Conc.	Units	SD	%RSD	Int. (c/s)
Ag 328.068	54.2132	ppb	1.1606	2.1	3087.64
Al 308.215	125075	ppb	127.348	0.1	608419
As 188.980	247.817	ppb	1.0643	0.4	161.912
B 249.678	221.518	ppb	2.4406	1.1	1519.02
Ba 389.178	1277.58	ppb	1.6461	0.1	30675.1
Be 313.042	61.2062	ppb	0.0702	0.1	110504
Ca 370.602	126454	ppb	106.1	0.1	397959
Cd 226.502	61.3036	ppb	0.0646	0.1	2534.28
Co 228.615	103.591	ppb	0.7141	0.7	1242.44
Cr 267.716	381.065	ppb	1.0641	0.3	14510.9
Cu 324.754	693.933	ppb	4.7385	0.7	33408.1
Fe 271.441	270168	ppb	460.880	0.2	387535
K 766.491	15716.1	ppb	43.6451	0.3	1093138
Mg 279.078	52643.6	ppb	58.4969	0.1	95006.4
Mn 257.610	7221.19	ppb	20.0852	0.3	1352229
Mo 202.032	110.977	ppb	0.7049	0.6	697.094
Na 330.237	5260.40	ppb	262.599	5.0	147.225
Ni 231.604	221.930	ppb	1.3634	0.6	469.412
Pb 220.353	3025.09	ppb	4.5379	0.2	4361.49
Sb 206.834	42.6338	ppb	4.8906	11.5	43.7183
Se 196.026	92.6117	ppb	10.6825	11.5	43.7069
Sn 189.925	193.859	ppb	0.9530	0.5	175.544
Sr 216.596	322.576	ppb	0.9541	0.3	3005.32
Ti 334.941	1624.68	ppb	0.8068	0.0	427311
Tl 190.794	66.8357	ppb	7.8816	11.8	28.1475
V 292.401	405.008	ppb	0.3104	0.1	10829.3
Zn 206.200	3695.23	ppb	11.7384	0.3	5369.32

E03152013.vvq. All Data Report 3/16/2013, 9:03:24 AM

680-88065-b-5-f msd (Samp) 3/15/2013, 2:25:34 PM Rack 1, Tube 33

Weight: 1

Volume: 1

Dilution: 1

Label	Replicates Concentration		
Ag 328.068	57.1591	56.8472	54.2983
Al 308.215	123358	123776	123559
As 188.980	277.380	275.480	278.649
B 249.678	234.451	234.784	237.219
Ba 389.178	1833.62	1839.34	1839.75
Be 313.042	63.3831	63.6355	63.6351
Ca 370.602	148766	149317	149096
Cd 226.502	66.8587	67.1964	67.1855
Co 228.615	143.435	146.064	143.018
Cr 267.716	422.143	423.764	424.115
Cu 324.754	924.152	935.826	928.686
Fe 271.441	297053	297833	298019
K 766.491	15561.8	15596.1	15631.8
Mg 279.078	70599.8	70817.5	70814.9
Mn 257.610	11832.5	11854.4	11854.8
Mo 202.032	120.568	120.631	119.476
Na 330.237	5337.73	5406.31	5430.29
Ni 231.604	251.077	252.894	244.063
Pb 220.353	4749.12	4774.39	4772.66
Sb 206.834	41.7112	43.3115	56.7380
Se 196.026	103.387	97.1152	95.5553
Sn 189.925	307.726	309.413	311.815
Sr 216.596	335.114	336.539	337.518
Ti 334.941	1767.08	1774.35	1770.95
Tl 190.794	88.6488	76.5302	80.7816
V 292.401	432.489	433.085	434.252
Zn 206.200	4552.34	4569.29	4579.51

Label	Sol'n Conc.	Units	SD	%RSD	Int. (c/s)
Ag 328.068	56.1016	ppb	1.5694	2.8	3213.25
Al 308.215	123564	ppb	209.328	0.2	601075
As 188.980	277.170	ppb	1.5948	0.6	181.283
B 249.678	235.485	ppb	1.5114	0.6	1605.12
Ba 389.178	1837.57	ppb	3.4271	0.2	43982.5
Be 313.042	63.5512	ppb	0.1456	0.2	114748
Ca 370.602	149060	ppb	277.2	0.2	471004
Cd 226.502	67.0802	ppb	0.1919	0.3	2775.45
Co 228.615	144.173	ppb	1.6515	1.1	1713.91
Cr 267.716	423.341	ppb	1.0520	0.2	16133.6
Cu 324.754	929.555	ppb	5.8852	0.6	44691.5
Fe 271.441	297635	ppb	512.288	0.2	426937
K 766.491	15596.6	ppb	35.0074	0.2	1084833
Mg 279.078	70744.1	ppb	124.992	0.2	127630
Mn 257.610	11847.2	ppb	12.7806	0.1	2218084
Mo 202.032	120.225	ppb	0.6493	0.5	754.387
Na 330.237	5391.44	ppb	48.0403	0.9	138.601
Ni 231.604	249.345	ppb	4.6636	1.9	527.302
Pb 220.353	4765.39	ppb	14.1175	0.3	6871.94
Sb 206.834	47.2536	ppb	8.2527	17.5	48.5186
Se 196.026	98.6859	ppb	4.1454	4.2	47.6135
Sn 189.925	309.651	ppb	2.0553	0.7	280.578
Sr 216.596	336.390	ppb	1.2088	0.4	3139.97
Ti 334.941	1770.79	ppb	3.6342	0.2	465806
Tl 190.794	81.9869	ppb	6.1486	7.5	33.0199
V 292.401	433.275	ppb	0.8971	0.2	11584.8
Zn 206.200	4567.05	ppb	13.7214	0.3	6635.91

E03152013.wvq. All Data Report 3/16/2013, 9:03:24 AM

680-85750-a-2-b^10 (Samp) **3/15/2013, 2:30:59 PM** **Rack 1, Tube 34****Weight: 1****Volume: 1****Dilution: 1**

Label	Replicates Concentration		
Ag 328.068	1.3217	0.7419	-0.7136u
Al 308.215	12.8669	7.6444	7.9128
As 188.980	0.1145	-3.4472u	-2.6241u
B 249.678	12.8703	12.8500	11.5834
Ba 389.178	38.4024	37.8216	37.3269
Be 313.042	0.0060	0.0082	-0.0021u
Ca 370.602	460.7	463.3	454.4
Cd 226.502	1259.60	1255.24	1227.00
Co 228.615	0.3301	0.5503	0.2618
Cr 267.716	1.9486	1.8809	2.0089
Cu 324.754	-0.0050	0.4643	0.8696
Fe 271.441	3420.90	3406.71	3315.46
K 766.491	45.5970	45.1553	44.4128
Mg 279.078	38.3029	37.9145	36.9729
Mn 257.610	31.1159	30.8360	30.0269
Mo 202.032	0.7270	0.0940	0.5321
Na 330.237	18957.3	18580.6	18529.1
Ni 231.604	4.4020	4.5140	6.2481
Pb 220.353	4.9015	1.4346	2.8928
Sb 206.834	0.9853	1.0142	9.0597
Se 196.026	5.8488	4.6113	2.6138
Sn 189.925	-0.3748u	3.0914	0.4218
Sr 216.596	18.6351	16.8526	17.5426
Ti 334.941	0.4996	0.5488	0.6017
Tl 190.794	1.4306	-2.0264u	3.2286
V 292.401	0.0917	0.3004	0.1225
Zn 206.200	381.195	374.944	367.575

Label	Sol'n Conc.	Units	SD	%RSD	Int. (c/s)
Ag 328.068	0.4500	ppb	1.0486	233.0	-59.3392
Al 308.215	9.4747	ppb	2.9408	31.0	268.439
As 188.980	-1.9856	ppb	1.8647	93.9	-1.8683
B 249.678	12.4346	ppb	0.7372	5.9	126.923
Ba 389.178	37.8503	ppb	0.5384	1.4	879.902
Be 313.042	0.0040	ppb	0.0054	135.3	-225.458
Ca 370.602	459.5	ppb	4.565	1.0	1301
Cd 226.502	1247.28	ppb	17.6975	1.4	39893.9
Co 228.615	0.3807	ppb	0.1508	39.6	20.4804
Cr 267.716	1.9462	ppb	0.0641	3.3	61.6133
Cu 324.754	0.4430	ppb	0.4377	98.8	145.626
Fe 271.441	3381.02	ppb	57.2205	1.7	4855.94
K 766.491	45.0550	ppb	0.5985	1.3	3781.96
Mg 279.078	37.7301	ppb	0.6839	1.8	109.428
Mn 257.610	30.6596	ppb	0.5655	1.8	5767.92
Mo 202.032	0.4511	ppb	0.3242	71.9	10.1379
Na 330.237	18689.0	ppb	233.762	1.3	894.947
Ni 231.604	5.0547	ppb	1.0350	20.5	10.5008
Pb 220.353	3.0763	ppb	1.7407	56.6	5.0126
Sb 206.834	3.6864	ppb	4.6535	126.2	2.5227
Se 196.026	4.3580	ppb	1.6323	37.5	1.0830
Sn 189.925	1.0461	ppb	1.8155	173.5	0.6190
Sr 216.596	17.6768	ppb	0.8988	5.1	168.637
Ti 334.941	0.5500	ppb	0.0511	9.3	52.9162
Tl 190.794	0.8776	ppb	2.6708	304.3	-0.9412
V 292.401	0.1715	ppb	0.1127	65.7	0.0508
Zn 206.200	374.571	ppb	6.8176	114.8	545.557

E03152013.wvq. All Data Report 3/16/2013, 9:03:24 AM

680-85750-a-2-c ms (Samp) 3/15/2013, 2:36:25 PM Rack 1, Tube 35

Weight: 1

Volume: 1

Dilution: 1

Label	Replicates Concentration		
Ag 328.068	4.6892	5.1109	5.0517
Al 308.215	91.1606	85.5424	85.4625
As 188.980	10.5191	9.4449	11.8609
B 249.678	25.3555	26.8346	25.6160
Ba 389.178	39.8610	38.7921	38.7138
Be 313.042	8.6978	8.6344	8.5541
Ca 370.602	1190	1193	1175
Cd 226.502	1024.15	1015.91	1004.58
Co 228.615	8.6499	8.7758	9.0035
Cr 267.716	10.1656	9.9623	10.5704
Cu 324.754	9.5865	8.6124	8.1839
Fe 271.441	3605.59	3569.82	3535.78
K 766.491	897.279	889.176	880.580
Mg 279.078	890.190	879.650	869.792
Mn 257.610	113.932	112.637	111.688
Mo 202.032	8.6736	8.1233	7.9616
Na 330.237	15802.8	15529.2	15751.2
Ni 231.604	11.8919	14.5810	13.1222
Pb 220.353	10.2766	9.9030	8.6971
Sb 206.834	7.7475	11.2854	9.4040
Se 196.026	2.6714	17.0470	5.2880
Sn 189.925	6.9048	9.0158	7.7872
Sr 216.596	22.8052	23.7043	22.8623
Ti 334.941	8.8005	8.7367	8.6358
Tl 190.794	3.0484	-0.7285u	0.6880
V 292.401	8.8973	8.6931	8.6078
Zn 206.200	310.207	308.746	310.732

Label	Sol'n Conc.	Units	SD	%RSD	Int. (c/s)
Ag 328.068	4.9506	ppb	0.2283	4.6	202.896
Al 308.215	87.3885	ppb	3.2670	3.7	648.027
As 188.980	10.6083	ppb	1.2104	11.4	6.4837
B 249.678	25.9354	ppb	0.7896	3.0	229.884
Ba 389.178	39.1223	ppb	0.6409	1.6	912.503
Be 313.042	8.6288	ppb	0.0720	0.8	15375.8
Ca 370.602	1186	ppb	9.659	0.8	3704
Cd 226.502	1014.88	ppb	9.8269	1.0	32463.6
Co 228.615	8.8097	ppb	0.1792	2.0	117.807
Cr 267.716	10.2328	ppb	0.3096	3.0	377.600
Cu 324.754	8.7943	ppb	0.7187	8.2	545.454
Fe 271.441	3570.40	ppb	34.9061	1.0	5128.78
K 766.491	889.012	ppb	8.3504	0.9	62448.8
Mg 279.078	879.877	ppb	10.2008	1.2	1628.90
Mn 257.610	112.752	ppb	1.1262	1.0	21135.0
Mo 202.032	8.2528	ppb	0.3733	4.5	59.4830
Na 330.237	15694.4	ppb	145.407	0.9	752.809
Ni 231.604	13.1984	ppb	1.3461	10.2	27.5676
Pb 220.353	9.6256	ppb	0.8255	8.6	14.4564
Sb 206.834	9.4790	ppb	1.7701	18.7	7.5574
Se 196.026	8.3355	ppb	7.6570	91.9	2.8863
Sn 189.925	7.9026	ppb	1.0602	13.4	6.8370
Sr 216.596	23.1239	ppb	0.5034	2.2	217.387
Ti 334.941	8.7243	ppb	0.0830	1.0	2205.83
Tl 190.794	1.0026	ppb	1.9080	190.3	-0.9409
V 292.401	8.7327	ppb	0.1488	1.7	227.671
Zn 206.200	309.895	ppb	1.0294	0.3	451.561

E03152013.vvq. All Data Report 3/16/2013, 9:03:24 AM

680-85750-a-2-d msd (Samp) 3/15/2013, 2:41:52 PM Rack 1, Tube 36**Weight: 1****Volume: 1****Dilution: 1**

Label	Replicates Concentration		
Ag 328.068	6.3550	6.7315	5.0953
Al 308.215	80.2660	82.3184	82.5001
As 188.980	4.4616	9.4182	9.4012
B 249.678	24.8346	26.2665	24.7126
Ba 389.178	39.8958	40.1283	39.0386
Be 313.042	8.2619	8.3646	8.2697
Ca 370.602	1154	1168	1154
Cd 226.502	1012.73	1028.14	1019.35
Co 228.615	8.5679	8.0072	8.9792
Cr 267.716	10.0012	9.8807	10.2049
Cu 324.754	8.0081	8.3449	8.5195
Fe 271.441	3527.47	3560.46	3523.05
K 766.491	856.046	856.071	850.042
Mg 279.078	843.136	860.672	841.298
Mn 257.610	108.841	109.989	108.936
Mo 202.032	8.0396	7.7835	8.4132
Na 330.237	15631.0	15740.8	15518.1
Ni 231.604	11.5806	12.9011	11.9014
Pb 220.353	11.7454	6.0579	10.2221
Sb 206.834	5.8841	13.9008	8.3999
Se 196.026	14.0470	5.8848	12.4380
Sn 189.925	6.0740	9.6310	7.5844
Sr 216.596	22.9791	22.8970	22.6671
Ti 334.941	8.3352	8.3781	8.2540
Tl 190.794	4.3305	-2.4414u	3.5241
V 292.401	8.3115	8.1142	8.3088
Zn 206.200	310.568	316.363	310.594

Label	Sol'n Conc.	Units	SD	%RSD	Int. (c/s)
Ag 328.068	6.0606	ppb	0.8569	14.1	267.535
Al 308.215	81.6948	ppb	1.2407	1.5	620.350
As 188.980	7.7603	ppb	2.8568	36.8	4.5956
B 249.678	25.2712	ppb	0.8641	3.4	224.840
Ba 389.178	39.6876	ppb	0.5739	1.4	925.707
Be 313.042	8.2988	ppb	0.0572	0.7	14778.8
Ca 370.602	1158	ppb	7.897	0.7	3616
Cd 226.502	1020.07	ppb	7.7284	0.8	32629.6
Co 228.615	8.5181	ppb	0.4879	5.7	114.427
Cr 267.716	10.0289	ppb	0.1639	1.6	369.819
Cu 324.754	8.2908	ppb	0.2599	3.1	521.358
Fe 271.441	3536.99	ppb	20.4413	0.6	5080.76
K 766.491	854.053	ppb	3.4734	0.4	60018.7
Mg 279.078	848.369	ppb	10.6946	1.3	1572.06
Mn 257.610	109.256	ppb	0.6374	0.6	20480.4
Mo 202.032	8.0788	ppb	0.3167	3.9	58.3841
Na 330.237	15630.0	ppb	111.362	0.7	749.764
Ni 231.604	12.1277	ppb	0.6887	5.7	25.3235
Pb 220.353	9.3418	ppb	2.9442	31.5	14.0470
Sb 206.834	9.3949	ppb	4.1000	43.6	7.4805
Se 196.026	10.7899	ppb	4.3235	40.1	3.9862
Sn 189.925	7.7631	ppb	1.7852	23.0	6.7105
Sr 216.596	22.8477	ppb	0.1617	0.7	214.909
Ti 334.941	8.3225	ppb	0.0630	0.8	2100.04
Tl 190.794	1.8044	ppb	3.6990	205.0	-0.3787
V 292.401	8.2448	ppb	0.1131	1.4	214.599
Zn 206.200	312.509	ppb	3.3383	1.1	455.359

E03152013.vvq. All Data Report 3/16/2013, 9:03:24 AM

Cont Calib Verif (CCV) 3/15/2013, 2:47:17 PM Rack 1, Tube 37
 Weight: 1 Volume: 1 Dilution: 1

Label	Replicates Concentration		
Ag 328.068	511.804	500.432	506.130
Al 308.215	5124.88	5094.20	5078.15
As 188.980	473.935	480.685	478.833
B 249.678	2579.27	2581.28	2581.17
Ba 389.178	5023.48	4979.40	4975.15
Be 313.042	499.083	494.461	493.800
Ca 370.602	4994	4954	4950
Cd 226.502	501.376	497.398	497.685
Co 228.615	500.398	495.985	492.931
Cr 267.716	5030.22	4982.21	4989.52
Cu 324.754	4857.76	4928.31	4863.13
Fe 271.441	5092.81	5055.35	5020.27
K 766.491	9856.98	9769.00	9672.44
Mg 279.078	5018.29	4968.78	4961.43
Mn 257.610	5073.56	5036.95	5023.92
Mo 202.032	506.337	499.279	501.450
Na 330.237	7190.65	7392.46	7201.11
Ni 231.604	2543.51	2529.31	2521.26
Pb 220.353	505.816	505.179	500.861
Sb 206.834	985.838	971.211	972.339
Se 196.026	4995.08	4943.65	4939.56
Sn 189.925	5076.24	4971.81	4977.77
Sr 216.596	2528.67	2507.95	2516.54
Ti 334.941	497.075	492.329	492.980
Tl 190.794	5140.15	5111.15	5112.46
V 292.401	4992.93	4953.26	4930.68
Zn 206.200	2477.87	2453.89	2445.39

Label	Sol'n Conc.	Units	SD	%RSD	Int. (c/s)	QC Value
Ag 328.068	506.122	ppb	5.6859	1.1	29345.0	101.22438
Al 308.215	5099.08	ppb	23.7425	0.5	24998.4	101.98158
As 188.980	477.818	ppb	3.4875	0.7	316.120	95.56357
B 249.678	2580.57	ppb	1.1290	0.0	19738.1	103.22290
Ba 389.178	4992.68	ppb	26.7638	0.5	117876	99.85356
Be 313.042	495.781	ppb	2.8787	0.6	896390	99.15627
Ca 370.602	4966	ppb	24.60	0.5	16429	99.31758
Cd 226.502	498.820	ppb	2.2184	0.4	15966.5	99.76390
Co 228.615	496.438	ppb	3.7539	0.8	5758.50	99.28761
Cr 267.716	5000.65	ppb	25.8668	0.5	189458	100.01297
Cu 324.754	4883.07	ppb	39.2778	0.8	233772	97.66133
Fe 271.441	5056.14	ppb	36.2792	0.7	7363.22	101.12289
K 766.491	9766.14	ppb	92.3022	0.9	679534	97.66141
Mg 279.078	4982.83	ppb	30.9285	0.6	8968.46	99.65665
Mn 257.610	5044.81	ppb	25.7397	0.5	944131	100.89618
Mo 202.032	502.355	ppb	3.6148	0.7	3177.83	100.47107
Na 330.237	7261.41	ppb	113.615	1.6	332.895	96.81874
Ni 231.604	2531.36	ppb	11.2668	0.4	5303.96	101.25436
Pb 220.353	503.952	ppb	2.6961	0.5	727.231	100.79042
Sb 206.834	976.463	ppb	8.1392	0.8	881.158	39.05851Q
Se 196.026	4959.43	ppb	30.9381	0.6	2224.51	99.18858
Sn 189.925	5008.61	ppb	58.6465	1.2	4542.46	100.17213
Sr 216.596	2517.72	ppb	10.4123	0.4	22590.3	100.70889
Ti 334.941	494.128	ppb	2.5730	0.5	129842	98.82565
Tl 190.794	5121.25	ppb	16.3801	0.3	3557.92	102.42505
V 292.401	4958.95	ppb	31.5150	0.6	132489	99.17909
Zn 206.200	2459.05	ppb	16.8459	0.7	2560.11	98.36203

E03152013.vvq. All Data Report 3/16/2013, 9:03:24 AM

Cont Calib Blank (CCB) 3/15/2013, 2:52:41 PM Rack 1, Tube 38
 Weight: 1 Volume: 1 Dilution: 1

Label	Replicates Concentration		
Ag 328.068	0.2677	0.3583	0.5488
Al 308.215	-3.8111u	-7.7626u	-3.5573u
As 188.980	-2.0564u	-0.0434u	1.3231
B 249.678	25.5500	21.6436	19.4052
Ba 389.178	-0.2901u	0.4864	-0.3765u
Be 313.042	0.0516	0.0515	0.0325
Ca 370.602	-19.16u	-15.18u	-13.67u
Cd 226.502	-0.1455u	0.1505	-0.0033u
Co 228.615	-0.0725u	-0.0206u	0.0709
Cr 267.716	0.7771	0.8337	0.6810
Cu 324.754	1.3423	0.4151	-0.2468u
Fe 271.441	-2.1123u	4.8438	1.6133
K 766.491	-5.4176u	-5.6008u	-5.5113u
Mg 279.078	-14.5105u	-11.7179u	-7.7833u
Mn 257.610	0.5687	0.5574	0.5322
Mo 202.032	0.6607	0.4328	0.5592
Na 330.237	-198.126u	-73.5099u	-331.809u
Ni 231.604	1.7180	1.8033	0.2784
Pb 220.353	0.3779	1.3732	5.1145
Sb 206.834	5.2781	5.1568	5.7015
Se 196.026	6.6050	3.2212	-0.2973u
Sn 189.925	3.8557	-2.5723u	2.3212
Sr 216.596	0.2683	0.0004u	0.0520
Ti 334.941	0.2314	0.2637	0.0608
Tl 190.794	6.1743	-1.7558u	-2.5992u
V 292.401	0.9851	0.5828	0.6708
Zn 206.200	0.9980	0.8078	0.1881

Label	Sol'n Conc.	Units	SD	%RSD	Int. (c/s)	QC Value
Ag 328.068	0.3916	ppb	0.1435	36.6	-62.2154	0.39160
Al 308.215	-5.0437	ppb	2.3581	46.8	197.848	-5.04366
As 188.980	-0.2589	ppb	1.7000	656.6	-0.6907	-0.25890
B 249.678	22.1996	ppb	3.1099	14.0	204.093	22.19959
Ba 389.178	-0.0601	ppb	0.4752	790.9	-20.0834	-0.06008
Be 313.042	0.0452	ppb	0.0110	24.4	-149.104	0.04516
Ca 370.602	-16.01	ppb	2.836	17.7	8.199	-16.00501
Cd 226.502	0.0006	ppb	0.1480	26024.7	6.5299	0.00057
Co 228.615	-0.0074	ppb	0.0726	977.4	16.0963	-0.00743
Cr 267.716	0.7639	ppb	0.0772	10.1	25.2962	0.76392
Cu 324.754	0.5035	ppb	0.7982	158.5	147.557	0.50353
Fe 271.441	1.4483	ppb	3.4810	240.4	8.4887	1.44825
K 766.491	-5.5099	ppb	0.0916	1.7	266.979	-5.50993
Mg 279.078	-11.3372	ppb	3.3797	29.8	20.7202	-11.33720
Mn 257.610	0.5528	ppb	0.0187	3.4	126.098	0.55276
Mo 202.032	0.5509	ppb	0.1142	20.7	10.9180	0.55092
Na 330.237	-201.148	ppb	129.176	64.2	-0.2379	-201.14847
Ni 231.604	1.2666	ppb	0.8568	67.6	2.5067	1.26656
Pb 220.353	2.2885	ppb	2.4975	109.1	3.8712	2.28854
Sb 206.834	5.3788	ppb	0.2860	5.3	3.9032	5.37877
Se 196.026	3.1763	ppb	3.4514	108.7	0.5282	3.17628
Sn 189.925	1.2015	ppb	3.3570	279.4	0.7527	1.20154
Sr 216.596	0.1069	ppb	0.1421	133.0	9.5651	0.10687
Ti 334.941	0.1853	ppb	0.1090	58.8	-42.1746	0.18533
Tl 190.794	0.6064	ppb	4.8403	798.2	-0.9772	0.60642
V 292.401	0.7462	ppb	0.2115	28.3	15.6311	0.74624
Zn 206.200	0.6647	ppb	0.4235	63.7	2.2837	0.66466

E03152013.vvq. All Data Report 3/16/2013, 9:03:24 AM

680-88065-a-25-a (Samp) 3/15/2013, 2:58:05 PM Rack 1, Tube 39

Weight: 1

Volume: 1

Dilution: 1

Label	Replicates Concentration		
Ag 328.068	0.7059	1.3800	2.0388
Al 308.215	121666	121522	121846
As 188.980	173.343	175.411	172.514
B 249.678	42.2596	41.2782	42.3063
Ba 389.178	1516.34	1516.04	1517.08
Be 313.042	11.8304	11.8224	11.8157
Ca 370.602	171450	170993	171880
Cd 226.502	15.9717	15.9916	15.8551
Co 228.615	64.9130	64.9854	64.8001
Cr 267.716	379.491	378.850	379.232
Cu 324.754	841.306	847.499	840.737
Fe 271.441	307446	307231	307642
K 766.491	10707.5	10726.4	10749.2
Mg 279.078	75231.7	75219.8	75282.3
Mn 257.610	9522.85	9503.49	9563.82
Mo 202.032	18.6246	17.7973	17.7979
Na 330.237	267.458u	226.654u	94.3071u
Ni 231.604	137.658	137.332	137.748
Pb 220.353	4831.95	4809.26	4845.89
Sb 206.834	15.7742	15.3131	11.0761
Se 196.026	0.8764	-13.7237u	-3.7100
Sn 189.925	119.313	118.054	119.165
Sr 216.596	282.501	281.983	284.155
Ti 334.941	1628.54	1631.55	1631.61
Tl 190.794	35.8661	41.7756	48.6649
V 292.401	377.749	378.087	377.832
Zn 206.200	4610.71	4596.06	4608.02

Label	Sol'n Conc.	Units	SD	%RSD	Int. (c/s)
Ag 328.068	1.3749	ppb	0.6664	48.5	19.5237
Al 308.215	121678	ppb	162.532	0.1	591894
As 188.980	173.756	ppb	1.4921	0.9	112.822
B 249.678	41.9481	ppb	0.5806	1.4	118.994
Ba 389.178	1516.49	ppb	0.5330	0.0	36429.0
Be 313.042	11.8228	ppb	0.0074	0.1	21196.3
Ca 370.602	171441	ppb	443.9	0.3	544428
Cd 226.502	15.9395	ppb	0.0737	0.5	1162.53
Co 228.615	64.8995	ppb	0.0934	0.1	797.435
Cr 267.716	379.191	ppb	0.3225	0.1	14455.3
Cu 324.754	843.181	ppb	3.7503	0.4	40558.9
Fe 271.441	307440	ppb	205.605	0.1	440990
K 766.491	10727.7	ppb	20.8621	0.2	746375
Mg 279.078	75244.6	ppb	33.1800	0.0	135790
Mn 257.610	9530.05	ppb	30.8027	0.3	1784496
Mo 202.032	18.0733	ppb	0.4775	2.6	107.624
Na 330.237	196.140	ppb	90.5187	46.2	-110.562
Ni 231.604	137.579	ppb	0.2190	0.2	293.293
Pb 220.353	4829.04	ppb	18.4894	0.4	6963.54
Sb 206.834	14.0545	ppb	2.5897	18.4	20.5410
Se 196.026	-5.5191	ppb	7.4663	135.3	0.4160
Sn 189.925	118.844	ppb	0.6882	0.6	107.523
Sr 216.596	282.880	ppb	1.1342	0.4	2669.09
Ti 334.941	1630.57	ppb	1.7594	0.1	428959
Tl 190.794	42.1022	ppb	6.4057	15.2	7.2367
V 292.401	377.890	ppb	0.1762	0.0	10120.7
Zn 206.200	4604.93	ppb	7.7964	0.2	6691.09

E03152013.wvq. All Data Report 3/16/2013, 9:03:24 AM

680-88067-b-2-d (Samp) 3/15/2013, 3:03:29 PM Rack 1, Tube 40

Weight: 1

Volume: 1

Dilution: 1

Label	Replicates Concentration		
Ag 328.068	1.4928	1.9746	0.7303
Al 308.215	79161.7	79169.0	79170.8
As 188.980	112.044	116.189	114.140
B 249.678	88.4409	88.1322	89.9156
Ba 389.178	3894.68	3893.27	3890.88
Be 313.042	6.6064	6.6158	6.6051
Ca 370.602	93845	93947	93883
Cd 226.502	19.4713	19.6312	19.3953
Co 228.615	54.8335	54.6965	53.9079
Cr 267.716	276.003	276.741	276.317
Cu 324.754	3005.51	2994.24	2984.75
Fe 271.441	198458	198689	198693
K 766.491	7586.36	7600.30	7617.44
Mg 279.078	13893.4	13900.3	13887.5
Mn 257.610	4413.95	4403.34	4409.79
Mo 202.032	29.9719	28.8538	30.0683
Na 330.237	876.224u	740.801u	610.375u
Ni 231.604	138.712	139.318	138.980
Pb 220.353	2536.37	2534.05	2533.89
Sb 206.834	62.3340	60.5805	61.6220
Se 196.026	5.4856	0.0494	-0.1756
Sn 189.925	96.6860	95.2181	94.1038
Sr 216.596	513.497	511.146	511.221
Ti 334.941	1705.70	1708.01	1709.13
Tl 190.794	20.8709	14.9831u	15.0203u
V 292.401	215.061	214.850	216.085
Zn 206.200	5721.21	5718.37	5710.02

Label	Sol'n Conc.	Units	SD	%RSD	Int. (c/s)
Ag 328.068	1.3992	ppb	0.6274	44.8	-4.6547
Al 308.215	79167.2	ppb	4.8044	0.0	385182
As 188.980	114.124	ppb	2.0729	1.8	73.7895
B 249.678	88.8296	ppb	0.9531	1.1	560.530
Ba 389.178	3892.94	ppb	1.9209	0.0	92207.1
Be 313.042	6.6091	ppb	0.0059	0.1	11744.8
Ca 370.602	93892	ppb	51.30	0.1	295730
Cd 226.502	19.4992	ppb	0.1204	0.6	1047.17
Co 228.615	54.4793	ppb	0.4996	0.9	681.924
Cr 267.716	276.354	ppb	0.3704	0.1	10521.6
Cu 324.754	2994.83	ppb	10.3908	0.3	143498
Fe 271.441	198613	ppb	134.471	0.1	284894
K 766.491	7601.37	ppb	15.5703	0.2	529052
Mg 279.078	13893.8	ppb	6.4117	0.0	25078.2
Mn 257.610	4409.03	ppb	5.3465	0.1	825627
Mo 202.032	29.6313	ppb	0.6751	2.3	185.824
Na 330.237	742.467	ppb	132.932	17.9	-62.3420
Ni 231.604	139.003	ppb	0.3040	0.2	294.450
Pb 220.353	2534.77	ppb	1.3893	0.1	3654.67
Sb 206.834	61.5122	ppb	0.8819	1.4	58.2386
Se 196.026	1.7865	ppb	3.2055	179.4	1.9588
Sn 189.925	95.3360	ppb	1.2951	1.4	86.1695
Sr 216.596	511.955	ppb	1.3358	0.3	4683.75
Ti 334.941	1707.62	ppb	1.7485	0.1	448942
Tl 190.794	16.9581	ppb	3.3886	20.0	-1.1696
V 292.401	215.332	ppb	0.6604	0.3	5769.36
Zn 206.200	5716.53	ppb	5.8130	0.1	8306.51

E03152013.vvq. All Data Report 3/16/2013, 9:03:24 AM

680-88067-b-2-e ms (Samp) 3/15/2013, 3:08:53 PM Rack 1, Tube 41
 Weight: 1 Volume: 1 Dilution: 1

Label	Replicates Concentration		
Ag 328.068	51.8134	53.3055	53.6621
Al 308.215	100791	100950	100524
As 188.980	263.873	263.690	272.703
B 249.678	254.773	260.070	256.702
Ba 389.178	2865.31	2866.27	2866.52
Be 313.042	60.1834	60.2773	60.1869
Ca 370.602	73763	73820	73732
Cd 226.502	63.9939	64.2608	63.3631
Co 228.615	116.502	116.472	116.211
Cr 267.716	424.404	424.190	423.428
Cu 324.754	3619.35	3615.74	3642.01
Fe 271.441	328826	329283	328170
K 766.491	12652.2	12655.3	12627.8
Mg 279.078	20493.3	20518.0	20445.5
Mn 257.610	5620.63	5628.03	5604.89
Mo 202.032	115.748	115.426	114.607
Na 330.237	5191.30	5286.72	5277.68
Ni 231.604	318.262	323.794	321.207
Pb 220.353	2451.71	2455.72	2447.50
Sb 206.834	60.9835	70.3733	64.6946
Se 196.026	84.6676	98.6095	79.4916
Sn 189.925	198.969	199.391	200.956
Sr 216.596	563.356	564.469	561.803
Ti 334.941	1920.79	1919.76	1914.95
Tl 190.794	64.5077	60.3359	62.8668
V 292.401	471.200	470.234	470.729
Zn 206.200	5328.25	5329.74	5319.51

Label	Sol'n Conc.	Units	SD	%RSD	Int. (c/s)
Ag 328.068	52.9270	ppb	0.9808	1.9	2999.55
Al 308.215	100755	ppb	215.376	0.2	490162
As 188.980	266.755	ppb	5.1520	1.9	173.354
B 249.678	257.181	ppb	2.6809	1.0	1746.36
Ba 389.178	2866.03	ppb	0.6403	0.0	68173.2
Be 313.042	60.2159	ppb	0.0532	0.1	108691
Ca 370.602	73772	ppb	45.13	0.1	217755
Cd 226.502	63.8726	ppb	0.4610	0.7	2739.22
Co 228.615	116.395	ppb	0.1598	0.1	1395.62
Cr 267.716	424.007	ppb	0.5128	0.1	16143.3
Cu 324.754	3625.70	ppb	14.2392	0.4	173726
Fe 271.441	328760	ppb	559.170	0.2	471578
K 766.491	12645.1	ppb	15.0319	0.1	879662
Mg 279.078	20485.6	ppb	36.8901	0.2	36978.7
Mn 257.610	5617.85	ppb	11.8166	0.2	1052165
Mo 202.032	115.260	ppb	0.5884	0.5	721.505
Na 330.237	5251.90	ppb	52.6744	1.0	117.184
Ni 231.604	321.088	ppb	2.7678	0.9	678.152
Pb 220.353	2451.64	ppb	4.1070	0.2	3534.47
Sb 206.834	65.3505	ppb	4.7292	7.2	64.7515
Se 196.026	87.5895	ppb	9.8882	11.3	41.4093
Sn 189.925	199.772	ppb	1.0468	0.5	180.883
Sr 216.596	563.209	ppb	1.3389	0.2	5182.53
Ti 334.941	1918.50	ppb	3.1209	0.2	504429
Tl 190.794	62.5701	ppb	2.1016	3.4	24.7292
V 292.401	470.721	ppb	0.4830	0.1	12591.1
Zn 206.200	5325.83	ppb	5.5263	0.1	7778.42

E03152013.vvq. All Data Report 3/16/2013, 9:03:24 AM

680-88067-b-2-f msd (Samp) 3/15/2013, 3:14:18 PM Rack 1, Tube 42**Weight: 1****Volume: 1****Dilution: 1**

Label	Replicates Concentration		
Ag 328.068	54.4411	54.0605	55.8901
Al 308.215	99181.2	99339.6	99293.9
As 188.980	252.162	262.746	251.556
B 249.678	292.346	293.575	293.508
Ba 389.178	3094.55	3096.98	3102.54
Be 313.042	61.2696	61.3529	61.4287
Ca 370.602	75594	75780	75753
Cd 226.502	68.1317	67.8139	68.1445
Co 228.615	114.406	115.876	114.583
Cr 267.716	388.349	389.835	390.655
Cu 324.754	1560.46	1584.89	1554.26
Fe 271.441	267232	267650	267323
K 766.491	13421.5	13402.9	13386.6
Mg 279.078	20011.9	20037.9	20028.4
Mn 257.610	5304.04	5312.65	5311.79
Mo 202.032	116.757	117.764	118.437
Na 330.237	5773.25	5437.92	5755.99
Ni 231.604	243.164	244.118	245.961
Pb 220.353	2511.00	2519.04	2514.07
Sb 206.834	81.1774	76.2165	70.9039
Se 196.026	97.1366	87.4959	100.915
Sn 189.925	214.130	218.415	222.309
Sr 216.596	635.928	638.760	640.059
Ti 334.941	1919.84	1928.51	1930.79
Tl 190.794	68.2905	64.8202	65.1631
V 292.401	437.240	438.749	438.201
Zn 206.200	5398.86	5412.83	5411.83

Label	Sol'n Conc.	Units	SD	%RSD	Int. (c/s)
Ag 328.068	54.7972	ppb	0.9654	1.8	3104.70
Al 308.215	99271.6	ppb	81.5261	0.1	482949
As 188.980	255.488	ppb	6.2931	2.5	166.576
B 249.678	293.143	ppb	0.6913	0.2	2068.13
Ba 389.178	3098.02	ppb	4.0978	0.1	73559.1
Be 313.042	61.3504	ppb	0.0796	0.1	110745
Ca 370.602	75709	ppb	100.1	0.1	229451
Cd 226.502	68.0300	ppb	0.1873	0.3	2743.18
Co 228.615	114.955	ppb	0.8026	0.7	1381.18
Cr 267.716	389.613	ppb	1.1686	0.3	14827.7
Cu 324.754	1566.54	ppb	16.1913	1.0	75166.0
Fe 271.441	267401	ppb	219.856	0.1	383569
K 766.491	13403.6	ppb	17.5034	0.1	932392
Mg 279.078	20026.1	ppb	13.1468	0.1	36143.9
Mn 257.610	5309.49	ppb	4.7422	0.1	994320
Mo 202.032	117.653	ppb	0.8454	0.7	739.404
Na 330.237	5655.72	ppb	188.817	3.3	152.577
Ni 231.604	244.414	ppb	1.4222	0.6	516.472
Pb 220.353	2514.70	ppb	4.0545	0.2	3625.36
Sb 206.834	76.0993	ppb	5.1377	6.8	72.4933
Se 196.026	95.1824	ppb	6.9196	7.3	44.4161
Sn 189.925	218.284	ppb	4.0909	1.9	197.676
Sr 216.596	638.249	ppb	2.1124	0.3	5837.01
Ti 334.941	1926.38	ppb	5.7804	0.3	506492
Tl 190.794	66.0912	ppb	1.9123	2.9	29.6930
V 292.401	438.063	ppb	0.7640	0.2	11717.5
Zn 206.200	5407.84	ppb	7.7937	0.1	7857.66

E03152013.vvq. All Data Report 3/16/2013, 9:03:24 AM

680-88067-b-18-b (Samp) **3/15/2013, 3:19:42 PM** **Rack 1, Tube 43****Weight: 1****Volume: 1****Dilution: 1**

Label	Replicates Concentration		
Ag 328.068	0.8186	2.0358	0.9141
Al 308.215	139178	137875	137983
As 188.980	292.687	296.635	298.258
B 249.678	114.846	115.207	115.744
Ba 389.178	3220.17	3179.74	3185.43
Be 313.042	19.0511	18.8609	18.8690
Ca 370.602	387275	381969	384876
Cd 226.502	24.1906	24.0788	24.2399
Co 228.615	102.928	100.769	100.197
Cr 267.716	373.601	368.020	370.054
Cu 324.754	668.300	662.025	667.499
Fe 271.441	553605	549425	550864
K 766.491	18452.9	18239.7	18151.0
Mg 279.078	128309	127132	127419
Mn 257.610	18144.0	17964.7	18026.6
Mo 202.032	24.5624	24.5032	23.6499
Na 330.237	1437.27u	1579.19u	1393.09u
Ni 231.604	162.817	159.094	161.075
Pb 220.353	2439.21	2410.24	2422.86
Sb 206.834	27.0339	21.2077	16.4864
Se 196.026	-3.3570	-9.3541	-2.0047
Sn 189.925	762.067	761.793	775.008
Sr 216.596	863.760	850.849	855.885
Ti 334.941	2843.41	2802.78	2815.59
Tl 190.794	82.4012	77.0795	72.0091
V 292.401	519.463	512.719	512.765
Zn 206.200	6206.19	6135.88	6158.87

Label	Sol'n Conc.	Units	SD	%RSD	Int. (c/s)
Ag 328.068	1.2562	ppb	0.6769	53.9	22.3024
Al 308.215	138345	ppb	722.963	0.5	672938
As 188.980	295.860	ppb	2.8651	1.0	192.996
B 249.678	115.266	ppb	0.4523	0.4	492.109
Ba 389.178	3195.11	ppb	21.8840	0.7	76550.3
Be 313.042	18.9270	ppb	0.1076	0.6	34104.7
Ca 370.602	384707	ppb	2657	0.7	1233247
Cd 226.502	24.1697	ppb	0.0826	0.3	1937.33
Co 228.615	101.298	ppb	1.4404	1.4	1239.34
Cr 267.716	370.558	ppb	2.8244	0.8	14203.8
Cu 324.754	665.941	ppb	3.4152	0.5	32145.4
Fe 271.441	551298	ppb	2123.61	0.4	790770
K 766.491	18281.2	ppb	155.168	0.8	1271451
Mg 279.078	127620	ppb	613.529	0.5	230276
Mn 257.610	18045.1	ppb	91.0879	0.5	3378773
Mo 202.032	24.2385	ppb	0.5106	2.1	135.680
Na 330.237	1469.85	ppb	97.2319	6.6	-137.307
Ni 231.604	160.995	ppb	1.8628	1.2	346.423
Pb 220.353	2424.10	ppb	14.5226	0.6	3496.18
Sb 206.834	21.5760	ppb	5.2834	24.5	31.8723
Se 196.026	-4.9053	ppb	3.9116	79.7	3.9077
Sn 189.925	766.289	ppb	7.5518	1.0	694.845
Sr 216.596	856.831	ppb	6.5073	0.8	7929.23
Ti 334.941	2820.59	ppb	20.7706	0.7	742078
Tl 190.794	77.1633	ppb	5.1966	6.7	14.2244
V 292.401	514.982	ppb	3.8807	0.8	13812.3
Zn 206.200	6166.98	ppb	35.8593	0.6	8960.72

E03152013.wvq. All Data Report 3/16/2013, 9:03:24 AM

680-88067-b-20-b (Samp) 3/15/2013, 3:25:07 PM Rack 1, Tube 44

Weight: 1

Volume: 1

Dilution: 1

Label	Replicates Concentration		
Ag 328.068	5.0953	4.9447	5.2219
Al 308.215	107587	107712	107505
As 188.980	228.754	242.052	238.978
B 249.678	295.504	299.136	298.534
Ba 389.178	3796.70	3799.70	3789.57
Be 313.042	11.2323	11.2604	11.2437
Ca 370.602	171636	172077	171500
Cd 226.502	26.2786	26.0084	25.9933
Co 228.615	133.372	134.267	132.379
Cr 267.716	389.989	390.059	389.680
Cu 324.754	1276.39	1290.29	1281.89
Fe 271.441	373182	373312	373210
K 766.491	14792.4	14818.3	14829.4
Mg 279.078	34815.8	34887.1	34791.3
Mn 257.610	9134.62	9143.00	9118.51
Mo 202.032	33.5955	33.6503	33.7538
Na 330.237	3108.52u	2883.51u	2803.17u
Ni 231.604	314.461	319.905	312.140
Pb 220.353	4217.90	4218.15	4213.60
Sb 206.834	41.3751	39.6747	36.5504
Se 196.026	-14.3444u	11.1320	-18.3245u
Sn 189.925	291.129	289.903	290.882
Sr 216.596	991.408	990.795	989.789
Ti 334.941	2743.63	2745.23	2736.50
Tl 190.794	37.1342	46.4191	43.1462
V 292.401	333.545	334.746	333.693
Zn 206.200	8312.48	8292.33	8305.84

Label	Sol'n Conc.	Units	SD	%RSD	Int. (c/s)
Ag 328.068	5.0873	ppb	0.1388	2.7	210.513
Al 308.215	107601	ppb	104.072	0.1	523446
As 188.980	236.594	ppb	6.9619	2.9	153.754
B 249.678	297.725	ppb	1.9465	0.7	2021.58
Ba 389.178	3795.32	ppb	5.2027	0.1	90213.4
Be 313.042	11.2455	ppb	0.0142	0.1	20149.4
Ca 370.602	171738	ppb	301.4	0.2	539947
Cd 226.502	26.0934	ppb	0.1605	0.6	1625.59
Co 228.615	133.339	ppb	0.9446	0.7	1613.22
Cr 267.716	389.910	ppb	0.2018	0.1	14874.3
Cu 324.754	1282.85	ppb	7.0002	0.5	61619.4
Fe 271.441	373235	ppb	68.3922	0.0	535372
K 766.491	14813.4	ppb	18.9685	0.1	1030388
Mg 279.078	34831.4	ppb	49.7830	0.1	62838.6
Mn 257.610	9132.04	ppb	12.4469	0.1	1709971
Mo 202.032	33.6666	ppb	0.0804	0.2	203.451
Na 330.237	2931.73	ppb	158.286	5.4	-32.2141
Ni 231.604	315.502	ppb	3.9855	1.3	667.200
Pb 220.353	4216.55	ppb	2.5579	0.1	6079.88
Sb 206.834	39.2001	ppb	2.4471	6.2	43.4448
Se 196.026	-7.1790	ppb	15.9821	222.6	-0.0635
Sn 189.925	290.638	ppb	0.6483	0.2	263.339
Sr 216.596	990.664	ppb	0.8176	0.1	9050.79
Ti 334.941	2741.79	ppb	4.6472	0.2	720945
Tl 190.794	42.2332	ppb	4.7093	11.2	5.3587
V 292.401	333.995	ppb	0.6547	0.2	8957.30
Zn 206.200	8303.55	ppb	10.2652	0.1	12965.1

E03152013.wvq. All Data Report 3/16/2013, 9:03:24 AM

680-88067-a-33-a (Samp) 3/15/2013, 3:30:33 PM Rack 1, Tube 45

Weight: 1

Volume: 1

Dilution: 1

Label	Replicates Concentration		
Ag 328.068	2.5428	1.7996	3.3778
Al 308.215	109994	110113	110513
As 188.980	187.815	184.836	180.356
B 249.678	95.7805	95.2657	94.7101
Ba 389.178	4632.48	4635.99	4630.68
Be 313.042	10.0239	10.0175	9.9912
Ca 370.602	102908	102953	102736
Cd 226.502	22.9761	22.5065	22.6953
Co 228.615	72.8722	73.0469	72.8965
Cr 267.716	670.502	671.308	669.436
Cu 324.754	8335.72	8410.81	8376.64
Fe 271.441	294160	293659	293600
K 766.491	10499.6	10515.6	10489.6
Mg 279.078	19047.1	19039.6	19022.9
Mn 257.610	5852.59	5839.36	5820.60
Mo 202.032	22.7641	22.4214	23.1078
Na 330.237	791.829u	812.804u	850.481u
Ni 231.604	184.682	187.012	185.764
Pb 220.353	5321.03	5303.56	5295.35
Sb 206.834	53.4514	41.7318	53.0483
Se 196.026	-10.6343u	-3.9741	-4.6573
Sn 189.925	125.520	123.538	129.059
Sr 216.596	672.907	672.216	671.994
Ti 334.941	2091.35	2098.67	2088.41
Tl 190.794	26.0547	30.2971	30.0579
V 292.401	305.070	305.077	305.464
Zn 206.200	7678.88	7666.47	7660.87

Label	Sol'n Conc.	Units	SD	%RSD	Int. (c/s)
Ag 328.068	2.5734	ppb	0.7896	30.7	63.6307
Al 308.215	110207	ppb	272.019	0.2	536114
As 188.980	184.336	ppb	3.7542	2.0	119.375
B 249.678	95.2521	ppb	0.5353	0.6	536.423
Ba 389.178	4633.05	ppb	2.7033	0.1	109831
Be 313.042	10.0109	ppb	0.0173	0.2	17899.9
Ca 370.602	102866	ppb	114.2	0.1	317522
Cd 226.502	22.7260	ppb	0.2363	1.0	1350.60
Co 228.615	72.9385	ppb	0.0946	0.1	903.082
Cr 267.716	670.415	ppb	0.9386	0.1	25476.2
Cu 324.754	8374.39	ppb	37.5990	0.4	400966
Fe 271.441	293806	ppb	307.778	0.1	421436
K 766.491	10501.6	ppb	13.0897	0.1	730659
Mg 279.078	19036.5	ppb	12.3971	0.1	34351.3
Mn 257.610	5837.52	ppb	16.0726	0.3	1093189
Mo 202.032	22.7644	ppb	0.3432	1.5	138.023
Na 330.237	818.372	ppb	29.7197	3.6	-101.514
Ni 231.604	185.819	ppb	1.1662	0.6	394.146
Pb 220.353	5306.65	ppb	13.1130	0.2	7651.56
Sb 206.834	49.4105	ppb	6.6530	13.5	53.1016
Se 196.026	-6.4219	ppb	3.6640	57.1	-0.8907
Sn 189.925	126.039	ppb	2.7968	2.2	114.019
Sr 216.596	672.372	ppb	0.4759	0.1	6158.84
Ti 334.941	2092.81	ppb	5.2799	0.3	550247
Tl 190.794	28.8033	ppb	2.3833	8.3	2.2180
V 292.401	305.204	ppb	0.2255	0.1	8161.23
Zn 206.200	7668.74	ppb	9.2173	0.1	21141.9

E03152013.vvq. All Data Report 3/16/2013, 9:03:24 AM

680-88067-a-34-a (Samp) 3/15/2013, 3:35:59 PM Rack 1, Tube 46

Weight: 1

Volume: 1

Dilution: 1

Label	Replicates Concentration		
Ag 328.068	3.2854	3.0725	3.8587
Al 308.215	131163	131178	131144
As 188.980	305.754	310.414	312.186
B 249.678	83.9953	83.8896	82.8718
Ba 389.178	3954.59	3959.80	3955.51
Be 313.042	15.7490	15.7609	15.7667
Ca 370.602	205372	205579	206075
Cd 226.502	36.8001	36.7712	36.4883
Co 228.615	144.629	145.249	143.745
Cr 267.716	467.846	467.629	468.538
Cu 324.754	964.409	959.224	967.827
Fe 271.441	547868	548915	548857
K 766.491	16761.8	16768.1	16808.8
Mg 279.078	53933.4	53838.5	53861.3
Mn 257.610	28900.4x	28878.3x	28785.5x
Mo 202.032	26.8542	28.1761	27.2691
Na 330.237	1369.60u	1219.63u	1170.22u
Ni 231.604	223.180	225.170	223.362
Pb 220.353	3843.84	3847.41	3859.63
Sb 206.834	19.9806	26.7329	22.8569
Se 196.026	2.1848	6.4681	11.0590
Sn 189.925	453.198	462.275	458.128
Sr 216.596	974.294	975.553	975.129
Ti 334.941	2474.48	2487.32	2485.54
Tl 190.794	112.777	114.180	121.890
V 292.401	550.632	550.587	550.823
Zn 206.200	9823.96	9826.98	9840.57

Label	Sol'n Conc.	Units	SD	%RSD	Int. (c/s)
Ag 328.068	3.4055b	ppb	0.4066	11.9	183.596
Al 308.215	131162b	ppb	17.1168	0.0	638007
As 188.980	309.451b	ppb	3.3223	1.1	200.431
B 249.678	83.5856b	ppb	0.6204	0.7	251.782
Ba 389.178	3956.63b	ppb	2.7829	0.1	94327.1
Be 313.042	15.7589b	ppb	0.0090	0.1	28311.9
Ca 370.602	205675b	ppb	360.9	0.2	638328
Cd 226.502	36.6866b	ppb	0.1723	0.5	2332.35
Co 228.615	144.541b	ppb	0.7559	0.5	1730.22
Cr 267.716	468.004b	ppb	0.4744	0.1	17931.8
Cu 324.754	963.820b	ppb	4.3318	0.4	46399.7
Fe 271.441	548547b	ppb	588.647	0.1	786830
K 766.491	16779.6b	ppb	25.5171	0.2	1167068
Mg 279.078	53877.8b	ppb	49.5465	0.1	96979.2
Mn 257.610	28854.8xb	ppb	60.9400	0.2	5401310
Mo 202.032	27.4331b	ppb	0.6761	2.5	155.930
Na 330.237	1253.15b	ppb	103.828	8.3	-169.644
Ni 231.604	223.904b	ppb	1.1002	0.5	478.203
Pb 220.353	3850.29b	ppb	8.2771	0.2	5555.17
Sb 206.834	23.1901b	ppb	3.3885	14.6	33.9046
Se 196.026	6.5706b	ppb	4.4380	67.5	11.4733
Sn 189.925	457.867b	ppb	4.5441	1.0	415.025
Sr 216.596	974.992b	ppb	0.6408	0.1	8974.55
Ti 334.941	2482.45b	ppb	6.9581	0.3	652862
Tl 190.794	116.282b	ppb	4.9066	4.2	30.4908
V 292.401	550.680b	ppb	0.1256	0.0	14756.2
Zn 206.200	9830.50b	ppb	8.8442	0.1	14283.5

E03152013.wvq. All Data Report 3/16/2013, 9:03:24 AM

680-88067-a-34-a^5 (Samp) 3/15/2013, 3:41:25 PM Rack 1, Tube 47

Weight: 1

Volume: 1

Dilution: 1

Label	Replicates Concentration		
Ag 328.068	0.6541	1.1682	0.8381
Al 308.215	27916.4	27371.2	26833.2
As 188.980	62.8511	63.6986	64.8429
B 249.678	18.3225	18.9276	19.5974
Ba 389.178	861.553	846.296	830.873
Be 313.042	3.4319	3.3614	3.2889
Ca 370.602	44803	44107	43414
Cd 226.502	7.9645	7.3984	7.3710
Co 228.615	31.0840	31.3872	30.8893
Cr 267.716	102.621	100.575	98.6054
Cu 324.754	202.319	197.195	194.770
Fe 271.441	122951	120556	118277
K 766.491	3331.26	3275.84	3223.97
Mg 279.078	11847.2	11639.4	11416.9
Mn 257.610	6915.19	6800.15	6671.54
Mo 202.032	6.3676	6.3108	5.5501
Na 330.237	285.130u	85.8970u	206.875u
Ni 231.604	47.2467	49.2885	47.9699
Pb 220.353	859.764	839.333	823.784
Sb 206.834	7.7847	4.5061	4.1395
Se 196.026	3.4605	5.3947	10.4515
Sn 189.925	99.6264	98.8299	96.7380
Sr 216.596	216.240	213.407	208.485
Ti 334.941	543.580	533.997	525.036
Tl 190.794	28.1832	27.6822	19.9744
V 292.401	120.073	118.565	115.562
Zn 206.200	2201.98	2160.80	2117.90

Label	Sol'n Conc.	Units	SD	%RSD	Int. (c/s)
Ag 328.068	0.8868	ppb	0.2605	29.4	-16.2564
Al 308.215	27373.6	ppb	541.628	2.0	133328
As 188.980	63.7975	ppb	0.9996	1.6	40.8453
B 249.678	18.9492	ppb	0.6377	3.4	86.7024
Ba 389.178	846.241	ppb	15.3397	1.8	20165.0
Be 313.042	3.3607	ppb	0.0715	2.1	5856.16
Ca 370.602	44108	ppb	694.8	1.6	136706
Cd 226.502	7.5779	ppb	0.3350	4.4	502.218
Co 228.615	31.1202	ppb	0.2509	0.8	385.154
Cr 267.716	100.601	ppb	2.0082	2.0	3854.22
Cu 324.754	198.095	ppb	3.8542	1.9	9636.85
Fe 271.441	120594	ppb	2337.36	1.9	172984
K 766.491	3277.02	ppb	53.6516	1.6	228449
Mg 279.078	11634.5	ppb	215.158	1.8	20967.1
Mn 257.610	6795.63	ppb	121.885	1.8	1272064
Mo 202.032	6.0762	ppb	0.4565	7.5	40.3706
Na 330.237	192.634	ppb	100.377	52.1	-33.9466
Ni 231.604	48.1684	ppb	1.0353	2.1	102.803
Pb 220.353	840.960	ppb	18.0454	2.1	1213.89
Sb 206.834	5.4768	ppb	2.0071	36.6	7.1910
Se 196.026	6.4356	ppb	3.6098	56.1	4.1630
Sn 189.925	98.3981	ppb	1.4918	1.5	88.9265
Sr 216.596	212.711	ppb	3.9242	1.8	1964.98
Ti 334.941	534.204	ppb	9.2737	1.7	140420
Tl 190.794	25.2799	ppb	4.6015	18.2	4.9511
V 292.401	118.067	ppb	2.2969	1.9	3160.45
Zn 206.200	2160.23	ppb	42.0422	1.9	2139.78

E03152013.wvq. All Data Report 3/16/2013, 9:03:24 AM

680-88067-a-35-a (Samp) 3/15/2013, 3:46:51 PM Rack 1, Tube 48
 Weight: 1 Volume: 1 Dilution: 1

Label	Replicates Concentration		
Ag 328.068	6.9316	6.1568	5.4512
Al 308.215	133058	133019	133115
As 188.980	232.944	251.390	242.097
B 249.678	163.190	163.807	163.437
Ba 389.178	4196.25	4193.51	4201.12
Be 313.042	12.9575	12.9467	12.9860
Ca 370.602	252054	252092	252047
Cd 226.502	33.9928	33.2476	32.7614
Co 228.615	97.6711	98.2621	97.9820
Cr 267.716	504.195	504.563	505.168
Cu 324.754	1740.78	1777.66	1743.46
Fe 271.441	420776	419334	418640
K 766.491	18926.9	18792.2	18767.7
Mg 279.078	44556.6	44583.0	44583.3
Mn 257.610	13422.8	13420.7	13418.7
Mo 202.032	31.5564	31.4430	31.8138
Na 330.237	7456.41	7431.85	7685.80
Ni 231.604	236.226	235.946	238.654
Pb 220.353	3609.40	3630.10	3630.53
Sb 206.834	38.5349	44.0674	39.2202
Se 196.026	-15.2318u	-7.7850	-13.8251u
Sn 189.925	254.450	267.007	253.287
Sr 216.596	1030.41	1032.94	1037.51
Ti 334.941	3679.63	3678.65	3693.77
Tl 190.794	54.4220	62.7377	62.8832
V 292.401	413.880	413.603	412.402
Zn 206.200	10399.3	10378.4	10397.0

Label	Sol'n Conc.	Units	SD	%RSD	Int. (c/s)
Ag 328.068	6.1799	ppb	0.7405	12.0	287.849
Al 308.215	133064	ppb	48.0610	0.0	647259
As 188.980	242.144	ppb	9.2229	3.8	157.648
B 249.678	163.478	ppb	0.3104	0.2	961.354
Ba 389.178	4196.96	ppb	3.8512	0.1	99787.3
Be 313.042	12.9634	ppb	0.0203	0.2	23280.7
Ca 370.602	252064	ppb	24.00	0.0	803465
Cd 226.502	33.3339	ppb	0.6203	1.9	1952.96
Co 228.615	97.9717	ppb	0.2957	0.3	1227.89
Cr 267.716	504.642	ppb	0.4914	0.1	19245.9
Cu 324.754	1753.97	ppb	20.5631	1.2	84176.9
Fe 271.441	419583	ppb	1089.77	0.3	601847
K 766.491	18828.9	ppb	85.7213	0.5	1309525
Mg 279.078	44574.3	ppb	15.3255	0.0	80372.1
Mn 257.610	13420.7	ppb	2.0170	0.0	2512691
Mo 202.032	31.6044	ppb	0.1900	0.6	188.260
Na 330.237	7524.69	ppb	140.064	1.9	152.038
Ni 231.604	236.942	ppb	1.4893	0.6	503.362
Pb 220.353	3623.35	ppb	12.0786	0.3	5224.40
Sb 206.834	40.6075	ppb	3.0159	7.4	46.5683
Se 196.026	-12.2806	ppb	3.9563	32.2	-1.1437
Sn 189.925	258.248	ppb	7.6078	2.9	233.998
Sr 216.596	1033.62	ppb	3.5984	0.3	9460.50
Ti 334.941	3684.02	ppb	8.4623	0.2	968714
Tl 190.794	60.0143	ppb	4.8436	8.1	11.7201
V 292.401	413.295	ppb	0.7857	0.2	11090.0
Zn 206.200	10391.6	ppb	11.4859	0.1	15098.6

E03152013.vvq. All Data Report 3/16/2013, 9:03:24 AM

Cont Calib Verif (CCV) 3/15/2013, 3:56:51 PM Rack 1, Tube 49
 Weight: 1 Volume: 1 Dilution: 1

Label	Replicates Concentration		
Ag 328.068	516.947	519.706	508.878
Al 308.215	5175.32	5188.96	5145.47
As 188.980	478.463	481.140	478.038
B 249.678	2597.17	2625.89	2621.18
Ba 389.178	5045.99	5061.65	5020.80
Be 313.042	501.809	504.118	498.278
Ca 370.602	5045	5065	5031
Cd 226.502	505.774	508.550	503.151
Co 228.615	500.736	502.502	500.033
Cr 267.716	5103.65	5110.51	5077.49
Cu 324.754	4940.40	4914.84	4969.73
Fe 271.441	5150.52	5161.89	5115.16
K 766.491	9753.76	9774.72	9700.31
Mg 279.078	5053.45	5069.03	5018.92
Mn 257.610	5130.33	5130.88	5092.92
Mo 202.032	511.653	514.008	508.803
Na 330.237	7448.74	7282.31	7380.93
Ni 231.604	2565.88	2576.39	2547.86
Pb 220.353	509.245	513.265	505.472
Sb 206.834	992.867	991.176	989.908
Se 196.026	4969.58	4971.93	4940.47
Sn 189.925	5060.11	5068.04	5076.60
Sr 216.596	2583.78	2589.03	2567.24
Ti 334.941	503.973	506.130	501.712
Tl 190.794	5184.09	5201.80	5163.69
V 292.401	5015.09	5027.63	4985.60
Zn 206.200	2478.86	2486.89	2464.44

Label	Sol'n Conc.	Units	SD	%RSD	Int. (c/s)	QC Value
Ag 328.068	515.177	ppb	5.6268	1.1	29872.3	103.03536
Al 308.215	5169.92	ppb	22.2462	0.4	25342.7	103.39833
As 188.980	479.214	ppb	1.6818	0.4	317.043	95.84275
B 249.678	2614.75	ppb	15.4063	0.6	19999.0	104.58985
Ba 389.178	5042.81	ppb	20.6074	0.4	119060	100.85625
Be 313.042	501.402	ppb	2.9409	0.6	906555	100.28035
Ca 370.602	5047	ppb	17.44	0.3	16693	100.93912
Cd 226.502	505.825	ppb	2.6995	0.5	16190.7	101.16497
Co 228.615	501.090	ppb	1.2721	0.3	5812.37	100.21808
Cr 267.716	5097.22	ppb	17.4257	0.3	193117	101.94431
Cu 324.754	4941.66	ppb	27.4685	0.6	236576	98.83312
Fe 271.441	5142.52	ppb	24.3727	0.5	7488.56	102.85048
K 766.491	9742.93	ppb	38.3700	0.4	677921	97.42931
Mg 279.078	5047.13	ppb	25.6488	0.5	9083.48	100.94266
Mn 257.610	5118.04	ppb	21.7600	0.4	957836	102.36084
Mo 202.032	511.488	ppb	2.6067	0.5	3235.53	102.29762
Na 330.237	7370.66	ppb	83.6872	1.1	337.930	98.27545
Ni 231.604	2563.38	ppb	14.4283	0.6	5371.05	102.53502
Pb 220.353	509.327	ppb	3.8972	0.8	734.985	101.86549
Sb 206.834	991.317	ppb	1.4843	0.1	894.494	39.65267Q
Se 196.026	4960.66	ppb	17.5217	0.4	2225.08	99.21321
Sn 189.925	5068.25	ppb	8.2508	0.2	4596.56	101.36501
Sr 216.596	2580.02	ppb	11.3732	0.4	23149.7	103.20066
Ti 334.941	503.938	ppb	2.2094	0.4	132421	100.78766
Tl 190.794	5183.19	ppb	19.0683	0.4	3600.95	103.66384
V 292.401	5009.44	ppb	21.5753	0.4	133837	100.18883
Zn 206.200	2476.73	ppb	11.3711	0.5	3585.61	99.06915

E03152013.vvq. All Data Report 3/16/2013, 9:03:24 AM

Cont Calib Blank (CCB) 3/15/2013, 4:02:15 PM Rack 1, Tube 50
 Weight: 1 Volume: 1 Dilution: 1

Label	Replicates Concentration		
Ag 328.068	0.4843	1.5895	0.7483
Al 308.215	-3.8370u	-3.7536u	-4.1427u
As 188.980	0.0334	-2.6870u	3.6841
B 249.678	23.7991	23.0661	19.5432
Ba 389.178	0.7226	-0.9293u	-0.9349u
Be 313.042	0.0569	0.0428	0.0398
Ca 370.602	-18.24u	-17.71u	-20.24u
Cd 226.502	-0.0041u	0.0465	-0.0291u
Co 228.615	0.1366	0.1438	-0.3000u
Cr 267.716	1.0990	0.6312	0.5194
Cu 324.754	1.4712	0.8862	1.3823
Fe 271.441	3.6456	-0.0240	-1.4196u
K 766.491	-5.4529u	-5.3618u	-6.0272u
Mg 279.078	-14.9357u	-14.6423u	-13.2469u
Mn 257.610	0.6820	0.6212	0.5322
Mo 202.032	0.8665	0.8231	1.0467
Na 330.237	-528.148u	-262.220u	-124.716u
Ni 231.604	1.4413	-0.2345u	2.4056
Pb 220.353	0.6040	-1.1225u	-1.9918u
Sb 206.834	3.0738	-2.2240u	-1.1283u
Se 196.026	1.1180	4.6986	-1.1117u
Sn 189.925	0.4370	-0.1499u	-1.5765u
Sr 216.596	0.0213	0.6643	-0.3910u
Ti 334.941	0.2933	0.2908	0.2276
Tl 190.794	2.4013	-0.5615u	4.4685
V 292.401	0.7449	0.7620	0.6923
Zn 206.200	0.6545	-0.0890u	0.3673

Label	Sol'n Conc.	Units	SD	%RSD	Int. (c/s)	QC Value
Ag 328.068	0.9407	ppb	0.5771	61.4	-30.2456	0.94070
Al 308.215	-3.9111	ppb	0.2049	5.2	203.376	-3.91111
As 188.980	0.3435	ppb	3.1969	930.7	-0.2914	0.34350
B 249.678	22.1362	ppb	2.2753	10.3	203.601	22.13617
Ba 389.178	-0.3805	ppb	0.9554	251.1	-27.6434	-0.38053
Be 313.042	0.0465	ppb	0.0091	19.7	-146.696	0.04649
Ca 370.602	-18.73	ppb	1.330	7.1	-1.673	-18.73015
Cd 226.502	0.0044	ppb	0.0385	868.1	6.6749	0.00444
Co 228.615	-0.0065	ppb	0.2542	3900.2	16.1026	-0.00652
Cr 267.716	0.7499	ppb	0.3075	41.0	24.7624	0.74986
Cu 324.754	1.2466	ppb	0.3153	25.3	183.122	1.24655
Fe 271.441	0.7340	ppb	2.6163	356.5	7.3993	0.73398
K 766.491	-5.6140	ppb	0.3607	6.4	259.747	-5.61396
Mg 279.078	-14.2750	ppb	0.9023	6.3	15.4161	-14.27495
Mn 257.610	0.6118	ppb	0.0754	12.3	137.152	0.61180
Mo 202.032	0.9121	ppb	0.1186	13.0	13.2029	0.91208
Na 330.237	-305.028	ppb	205.095	67.2	-5.1860	-305.02789
Ni 231.604	1.2042	ppb	1.3359	110.9	2.3761	1.20415
Pb 220.353	-0.8368	ppb	1.3212	157.9	-0.6358	-0.83675
Sb 206.834	-0.0928	ppb	2.7965	3012.2	-0.8141	-0.09284
Se 196.026	1.5683	ppb	2.9312	186.9	-0.1929	1.56827
Sn 189.925	-0.4298	ppb	1.0355	240.9	-0.7271	-0.42979
Sr 216.596	0.0982	ppb	0.5319	541.6	9.4871	0.09820
Ti 334.941	0.2705	ppb	0.0372	13.8	-19.7726	0.27053
Tl 190.794	2.1028	ppb	2.5283	120.2	0.0632	2.10278
V 292.401	0.7331	ppb	0.0363	5.0	15.2497	0.73310
Zn 206.200	0.3109	ppb	0.3749	136.6	281.7698	0.31094

E03152013.vvq. All Data Report 3/16/2013, 9:03:24 AM

680-88118-b-11-a (Samp) **3/15/2013, 4:07:39 PM** **Rack 1, Tube 51**
Weight: 1 **Volume: 1** **Dilution: 1**

Label	Replicates Concentration		
Ag 328.068	-1.9884u	-0.4807	-1.5661u
Al 308.215	166714	166556	166607
As 188.980	510.394	498.105	511.384
B 249.678	-35.2295u	-39.3313u	-37.2117u
Ba 389.178	2008.07	2004.40	2004.70
Be 313.042	24.9924	24.9875	25.0278
Ca 370.602	59956	59956	59927
Cd 226.502	7.7380	8.1494	7.8319
Co 228.615	290.192	288.117	289.888
Cr 267.716	735.680	734.474	739.558
Cu 324.754	489.746	490.090	489.114
Fe 271.441	1028484x	1028285x	1029665x
K 766.491	11115.7	11107.6	11062.7
Mg 279.078	14443.9	14432.9	14461.1
Mn 257.610	21050.6	21157.8	21175.7
Mo 202.032	32.6125	33.5433	33.4622
Na 330.237	-96.9170u	-303.875u	-58.9004u
Ni 231.604	186.558	187.814	199.489
Pb 220.353	1834.10	1833.12	1826.89
Sb 206.834	-11.8165	4.4185	1.0854
Se 196.026	-9.0538	-9.7899	-20.5974
Sn 189.925	82.4800	81.0896	77.5884
Sr 216.596	358.571	360.065	363.852
Ti 334.941	1740.48	1739.16	1746.65
Tl 190.794	91.6753	89.3227	83.2592u
V 292.401	1185.89	1187.84	1185.22
Zn 206.200	4084.98	4083.54	4094.92

Label	Sol'n Conc.	Units	SD	%RSD	Int. (c/s)
Ag 328.068	-1.3451b	ppb	0.7778	57.8	-97.7923
Al 308.215	166626b	ppb	80.9356	0.0	810444
As 188.980	506.628b	ppb	7.3973	1.5	324.612
B 249.678	-37.2575b	ppb	2.0513	5.5	-1038.21
Ba 389.178	2005.72b	ppb	2.0331	0.1	48866.5
Be 313.042	25.0026b	ppb	0.0220	0.1	44963.8
Ca 370.602	59946b	ppb	16.77	0.0	112385
Cd 226.502	7.9064b	ppb	0.2156	2.7	2416.12
Co 228.615	289.399b	ppb	1.1206	0.4	3369.26
Cr 267.716	736.570b	ppb	2.6564	0.4	28166.4
Cu 324.754	489.650b	ppb	0.4949	0.1	23838.7
Fe 271.441	1028811xb	ppb	746.174	0.1	1475714
K 766.491	11095.3b	ppb	28.5695	0.3	771931
Mg 279.078	14446.0b	ppb	14.2425	0.1	25952.2
Mn 257.610	21128.0b	ppb	67.6590	0.3	3956230
Mo 202.032	33.2060b	ppb	0.5156	1.6	170.331
Na 330.237	-153.231b	ppb	131.839	86.0	-325.650
Ni 231.604	191.287b	ppb	7.1309	3.7	417.846
Pb 220.353	1831.37b	ppb	3.9118	0.2	2641.98
Sb 206.834	-2.1042b	ppb	8.5746	407.5	23.7887
Se 196.026	-13.1470b	ppb	6.4627	49.2	3.4568
Sn 189.925	80.3860b	ppb	2.5206	3.1	72.5740
Sr 216.596	360.829b	ppb	2.7226	0.8	3607.31
Ti 334.941	1742.10b	ppb	3.9947	0.2	458104
Tl 190.794	88.0857b	ppb	4.3422	4.9	1.8176
V 292.401	1186.32b	ppb	1.3639	0.1	31760.2
Zn 206.200	4087.81b	ppb	6.1946	0.2	5938.71

E03152013.vvq. All Data Report 3/16/2013, 9:03:24 AM

680-88118-b-11-b ms (Samp) 3/15/2013, 4:13:03 PM Rack 1, Tube 52**Weight: 1****Volume: 1****Dilution: 1**

Label	Replicates Concentration		
Ag 328.068	51.6203	50.2868	50.1672
Al 308.215	175547	175135	175232
As 188.980	614.917	610.093	602.590
B 249.678	159.807	159.580	164.892
Ba 389.178	1956.64	1956.12	1955.55
Be 313.042	73.2711	73.1871	73.1762
Ca 370.602	81762	81730	81734
Cd 226.502	57.2697	57.5692	57.8865
Co 228.615	255.826	252.957	257.359
Cr 267.716	819.178	818.242	817.172
Cu 324.754	544.609	535.839	544.028
Fe 271.441	891222	888701	891571
K 766.491	18049.5	18037.6	18023.1
Mg 279.078	21928.8	21908.0	21909.6
Mn 257.610	18017.6	17989.0	17996.9
Mo 202.032	120.825	121.764	121.454
Na 330.237	4947.27u	4742.81u	4647.32u
Ni 231.604	294.202	302.959	294.440
Pb 220.353	6850.94	6856.43	6856.11
Sb 206.834	37.5776	35.8066	33.4369
Se 196.026	77.0073	76.3025	91.1222
Sn 189.925	197.101	200.530	203.429
Sr 216.596	415.033	413.924	413.722
Ti 334.941	2118.28	2112.32	2112.26
Tl 190.794	111.964	114.456	106.076
V 292.401	1076.21	1074.56	1076.49
Zn 206.200	4913.24	4904.24	4923.03

Label	Sol'n Conc.	Units	SD	%RSD	Int. (c/s)
Ag 328.068	50.6914	ppb	0.8066	1.6	2919.70
Al 308.215	175305	ppb	215.151	0.1	852659
As 188.980	609.200	ppb	6.2118	1.0	394.294
B 249.678	161.427	ppb	3.0036	1.9	584.509
Ba 389.178	1956.10	ppb	0.5441	0.0	47515.2
Be 313.042	73.2115	ppb	0.0519	0.1	132173
Ca 370.602	81742	ppb	17.23	0.0	196605
Cd 226.502	57.5752	ppb	0.3084	0.5	3716.02
Co 228.615	255.381	ppb	2.2343	0.9	2987.65
Cr 267.716	818.197	ppb	1.0036	0.1	31224.1
Cu 324.754	541.492	ppb	4.9043	0.9	26283.8
Fe 271.441	890498	ppb	1566.23	0.2	1277321
K 766.491	18036.7	ppb	13.1911	0.1	1254457
Mg 279.078	21915.5	ppb	11.5461	0.1	39458.5
Mn 257.610	18001.2	ppb	14.7773	0.1	3370806
Mo 202.032	121.348	ppb	0.4786	0.4	734.301
Na 330.237	4779.13	ppb	153.236	3.2	-60.7494
Ni 231.604	297.200	ppb	4.9885	1.7	637.480
Pb 220.353	6854.49	ppb	3.0824	0.0	9884.77
Sb 206.834	35.6070	ppb	2.0775	5.8	53.5595
Se 196.026	81.4773	ppb	8.3601	10.3	44.4572
Sn 189.925	200.353	ppb	3.1678	1.6	181.399
Sr 216.596	414.226	ppb	0.7059	0.2	4037.60
Ti 334.941	2114.29	ppb	3.4567	0.2	555973
Tl 190.794	110.832	ppb	4.3032	3.9	25.7024
V 292.401	1075.75	ppb	1.0416	0.1	28781.4
Zn 206.200	4913.50	ppb	9.3968	0.2	2138.19

E03152013.vvq. All Data Report 3/16/2013, 9:03:24 AM

680-88118-b-11-c msd (Samp) 3/15/2013, 4:18:27 PM Rack 1, Tube 53**Weight: 1****Volume: 1****Dilution: 1**

Label	Replicates Concentration		
Ag 328.068	55.9217	54.4015	48.1801
Al 308.215	163805	163801	144723
As 188.980	384.862	384.326	345.945
B 249.678	212.036	209.233	193.579
Ba 389.178	2081.36	2078.49	1830.94
Be 313.042	69.5216	69.4250	61.5077
Ca 370.602	90034	90005	80704
Cd 226.502	62.7003	62.4932	51.4259
Co 228.615	206.672	205.578	166.903
Cr 267.716	745.258	747.148	659.593
Cu 324.754	1324.98	1314.16	1178.33
Fe 271.441	548385	547304	483305
K 766.491	19630.2	19613.0	17405.7
Mg 279.078	26809.0	26832.1	23702.7
Mn 257.610	17796.3	17778.1	15747.2
Mo 202.032	120.718	120.641	108.266
Na 330.237	5144.87	5151.04	4883.63
Ni 231.604	273.931	269.425	250.294
Pb 220.353	2701.01	2692.68	2380.83
Sb 206.834	48.2784	45.7201	38.8083
Se 196.026	78.6011	87.7649	83.2932
Sn 189.925	223.266	219.679	196.184
Sr 216.596	454.556	453.414	396.818
Ti 334.941	2145.85	2140.05	1888.44
Tl 190.794	107.578	100.654	97.6451
V 292.401	720.486	719.557	636.306
Zn 206.200	4943.31	4942.20	4369.58

Label	Sol'n Conc.	Units	SD	%RSD	Int. (c/s)
Ag 328.068	52.8344	ppb	4.1018	7.8	3039.97
Al 308.215	157443	ppb	11015.8	7.0	765809
As 188.980	371.711	ppb	22.3153	6.0	240.880
B 249.678	204.949	ppb	9.9462	4.9	1195.61
Ba 389.178	1996.93	ppb	143.762	7.2	47959.4
Be 313.042	66.8181	ppb	4.5992	6.9	120629
Ca 370.602	86914	ppb	5378	6.2	244873
Cd 226.502	58.8732	ppb	6.4503	11.0	2994.92
Co 228.615	193.051	ppb	22.6515	11.7	2278.45
Cr 267.716	717.333	ppb	50.0135	7.0	27333.5
Cu 324.754	1272.49	ppb	81.7223	6.4	61165.9
Fe 271.441	526331	ppb	37265.9	7.1	754974
K 766.491	18883.0	ppb	1279.38	6.8	1313283
Mg 279.078	25781.3	ppb	1800.11	7.0	46398.9
Mn 257.610	17107.2	ppb	1177.84	6.9	3202716
Mo 202.032	116.542	ppb	7.1669	6.1	720.529
Na 330.237	5059.85	ppb	152.635	3.0	55.5847
Ni 231.604	264.550	ppb	12.5503	4.7	563.005
Pb 220.353	2591.50	ppb	182.500	7.0	3737.34
Sb 206.834	44.2689	ppb	4.8990	11.1	52.9826
Se 196.026	83.2197	ppb	4.5823	5.5	43.0928
Sn 189.925	213.043	ppb	14.7102	6.9	192.920
Sr 216.596	434.929	ppb	33.0102	7.6	4099.53
Ti 334.941	2058.12	ppb	146.970	7.1	541181
Tl 190.794	101.959	ppb	5.0934	5.0	33.3639
V 292.401	692.116	ppb	48.3357	7.0	18507.8
Zn 206.200	4751.70	ppb	330.926	7.0	6993.39

E03152013.wvq. All Data Report 3/16/2013, 9:03:24 AM

680-88118-b-11-a^5 (Samp) 3/15/2013, 4:23:52 PM Rack 1, Tube 54

Weight: 1

Volume: 1

Dilution: 1

Label	Replicates Concentration		
Ag 328.068	0.8040	0.4905	0.3959
Al 308.215	35646.9	35143.9	34719.1
As 188.980	114.427	100.777	103.768
B 249.678	-6.1272u	-7.1933u	-6.3327u
Ba 389.178	435.209	428.889	423.702
Be 313.042	5.4491	5.3536	5.3124
Ca 370.602	13468	13374	13279
Cd 226.502	0.7918	0.8291	0.0145
Co 228.615	63.4179	62.9116	62.8382
Cr 267.716	160.803	157.892	156.384
Cu 324.754	100.959	101.501	99.5257
Fe 271.441	231057	227965	225396
K 766.491	2220.14	2198.01	2177.62
Mg 279.078	3235.60	3181.25	3156.33
Mn 257.610	4766.42	4709.13	4658.11
Mo 202.032	7.6373	7.5448	7.0986
Na 330.237	-417.417u	-246.186u	-96.2646u
Ni 231.604	42.5650	43.9076	40.8997
Pb 220.353	408.597	402.355	392.965
Sb 206.834	1.7465	2.0561	-2.1519
Se 196.026	6.0956	0.6922	-8.6919u
Sn 189.925	19.2132	17.8550	14.2256
Sr 216.596	79.0229	77.9683	77.7684
Ti 334.941	375.454	370.102	365.986
Tl 190.794	15.4996u	17.2729u	15.6545u
V 292.401	255.386	251.321	248.290
Zn 206.200	911.856	893.530	892.170

Label	Sol'n Conc.	Units	SD	%RSD	Int. (c/s)
Ag 328.068	0.5635	ppb	0.2136	37.9	-37.5767
Al 308.215	35170.0	ppb	464.419	1.3	171238
As 188.980	106.324	ppb	7.1751	6.7	67.5882
B 249.678	-6.5511	ppb	0.5656	8.6	-190.549
Ba 389.178	429.266	ppb	5.7628	1.3	10456.1
Be 313.042	5.3717	ppb	0.0701	1.3	9479.31
Ca 370.602	13373	ppb	94.61	0.7	25202
Cd 226.502	0.5452	ppb	0.4599	84.4	502.995
Co 228.615	63.0559	ppb	0.3156	0.5	746.337
Cr 267.716	158.360	ppb	2.2468	1.4	6054.77
Cu 324.754	100.662	ppb	1.0209	1.0	5003.62
Fe 271.441	228140	ppb	2834.51	1.2	327245
K 766.491	2198.59	ppb	21.2642	1.0	153483
Mg 279.078	3191.06	ppb	40.5378	1.3	5764.84
Mn 257.610	4711.22	ppb	54.1868	1.2	882194
Mo 202.032	7.4269	ppb	0.2881	3.9	43.9599
Na 330.237	-253.289	ppb	160.694	63.4	-75.3034
Ni 231.604	42.4574	ppb	1.5068	3.5	92.6310
Pb 220.353	401.306	ppb	7.8686	2.0	579.422
Sb 206.834	0.5503	ppb	2.3452	426.2	5.5415
Se 196.026	-0.6347	ppb	7.4825	1178.9	1.0999
Sn 189.925	17.0979	ppb	2.5785	15.1	15.1711
Sr 216.596	78.2532	ppb	0.6740	0.9	790.978
Ti 334.941	370.514	ppb	4.7472	1.3	97360.7
Tl 190.794	16.1423	ppb	0.9821	6.1	-3.0900
V 292.401	251.666	ppb	3.5606	1.4	6734.10
Zn 206.200	899.185	ppb	10.9943	1.2	1397.36

E03152013.vvq. All Data Report 3/16/2013, 9:03:24 AM

680-88118-b-11-b ms (Samp) 3/15/2013, 4:29:17 PM Rack 1, Tube 55**Weight: 1****Volume: 1****Dilution: 1**

Label	Replicates Concentration		
Ag 328.068	11.9577	11.1640	10.8436
Al 308.215	37429.1	36890.8	36502.9
As 188.980	125.579	121.382	119.117
B 249.678	34.8151	36.7652	35.6870
Ba 389.178	421.548	416.150	412.099
Be 313.042	15.9276	15.7245	15.5986
Ca 370.602	18067	17879	17778
Cd 226.502	12.2047	11.6089	11.4688
Co 228.615	56.4086	56.3834	54.4783
Cr 267.716	178.144	175.424	173.897
Cu 324.754	112.038	110.847	109.605
Fe 271.441	199784	196653	194846
K 766.491	3622.01	3572.39	3548.13
Mg 279.078	4840.10	4781.65	4738.53
Mn 257.610	4038.38	3979.99	3945.07
Mo 202.032	26.0211	26.6624	25.0164
Na 330.237	804.958u	844.033u	781.756u
Ni 231.604	65.7559	64.7928	65.0933
Pb 220.353	1545.87	1525.23	1505.81
Sb 206.834	13.0421	13.9187	11.6400
Se 196.026	27.0295	20.9814	8.0384
Sn 189.925	43.4612	42.7022	42.0560
Sr 216.596	90.0220	88.7402	89.2365
Ti 334.941	463.050	456.960	452.971
Tl 190.794	23.7934	22.8525	32.8861
V 292.401	230.972	227.668	226.157
Zn 206.200	1085.40	1067.02	1063.09

Label	Sol'n Conc.	Units	SD	%RSD	Int. (c/s)
Ag 328.068	11.3218	ppb	0.5735	5.1	585.978
Al 308.215	36941.0	ppb	465.124	1.3	179852
As 188.980	122.026	ppb	3.2786	2.7	78.3736
B 249.678	35.7557	ppb	0.9769	2.7	156.324
Ba 389.178	416.599	ppb	4.7404	1.1	10116.3
Be 313.042	15.7502	ppb	0.1660	1.1	28254.0
Ca 370.602	17908	ppb	146.7	0.8	42930
Cd 226.502	11.7608	ppb	0.3907	3.3	796.571
Co 228.615	55.7567	ppb	1.1073	2.0	664.731
Cr 267.716	175.822	ppb	2.1512	1.2	6708.40
Cu 324.754	110.830	ppb	1.2161	1.1	5482.06
Fe 271.441	197094	ppb	2498.74	1.3	282715
K 766.491	3580.84	ppb	37.6553	1.1	249569
Mg 279.078	4786.76	ppb	50.9763	1.1	8650.71
Mn 257.610	3987.82	ppb	47.1424	1.2	746756
Mo 202.032	25.9000	ppb	0.8297	3.2	162.256
Na 330.237	810.249	ppb	31.4740	3.9	-17.8447
Ni 231.604	65.2140	ppb	0.4928	0.8	139.797
Pb 220.353	1525.64	ppb	20.0330	1.3	2200.59
Sb 206.834	12.8669	ppb	1.1494	8.9	15.5452
Se 196.026	18.6831	ppb	9.7019	51.9	9.4352
Sn 189.925	42.7398	ppb	0.7034	1.6	38.4314
Sr 216.596	89.3329	ppb	0.6463	0.7	879.384
Ti 334.941	457.660	ppb	5.0761	1.1	120276
Tl 190.794	26.5107	ppb	5.5413	20.9	5.9619
V 292.401	228.266	ppb	2.4624	1.1	6103.84
Zn 206.200	1071.84	ppb	11.9984	1.1	1558.17

E03152013.vvq. All Data Report 3/16/2013, 9:03:24 AM

680-88118-b-11-c msd (Samp) 3/15/2013, 4:34:42 PM Rack 1, Tube 56**Weight: 1****Volume: 1****Dilution: 1**

Label	Replicates Concentration		
Ag 328.068	11.9031	11.8323	10.5037
Al 308.215	36012.1	35338.6	34807.6
As 188.980	80.3033	79.8083	78.8809
B 249.678	47.0230	45.6008	47.1029
Ba 389.178	459.289	451.272	443.988
Be 313.042	15.5058	15.2503	14.9872
Ca 370.602	19979	19854	19592
Cd 226.502	13.6429	13.3649	12.7693
Co 228.615	46.8113	46.4374	44.9933
Cr 267.716	165.212	162.493	159.391
Cu 324.754	279.473	275.988	271.088
Fe 271.441	125673	123513	121375
K 766.491	4179.07	4094.88	4021.47
Mg 279.078	6013.16	5911.36	5811.88
Mn 257.610	4071.47	4010.67	3947.25
Mo 202.032	26.7682	25.8977	25.5986
Na 330.237	864.205u	693.697u	1081.18
Ni 231.604	64.6058	60.2771	62.5895
Pb 220.353	617.024	607.061	607.717
Sb 206.834	8.5221	17.1366	7.8122
Se 196.026	26.5790	27.3636	26.3132
Sn 189.925	49.8022	46.9953	49.9339
Sr 216.596	99.9578	97.8538	96.9807
Ti 334.941	479.631	470.921	464.761
Tl 190.794	24.8411	24.1882	26.4375
V 292.401	161.623	157.939	155.707
Zn 206.200	1115.99	1098.65	1084.58

Label	Sol'n Conc.	Units	SD	%RSD	Int. (c/s)
Ag 328.068	11.4130	ppb	0.7883	6.9	590.970
Al 308.215	35386.1	ppb	603.670	1.7	172292
As 188.980	79.6642	ppb	0.7220	0.9	51.1126
B 249.678	46.5756	ppb	0.8451	1.8	295.478
Ba 389.178	451.516	ppb	7.6537	1.7	10836.2
Be 313.042	15.2478	ppb	0.2593	1.7	27349.3
Ca 370.602	19809	ppb	197.7	1.0	55562
Cd 226.502	13.2590	ppb	0.4463	3.4	689.828
Co 228.615	46.0807	ppb	0.9600	2.1	555.815
Cr 267.716	162.365	ppb	2.9126	1.8	6185.27
Cu 324.754	275.516	ppb	4.2119	1.5	13342.9
Fe 271.441	123520	ppb	2149.14	1.7	177183
K 766.491	4098.47	ppb	78.8614	1.9	285551
Mg 279.078	5912.13	ppb	100.645	1.7	10671.3
Mn 257.610	4009.80	ppb	62.1139	1.5	750710
Mo 202.032	26.0882	ppb	0.6076	2.3	166.808
Na 330.237	879.693	ppb	194.204	22.1	5.7373
Ni 231.604	62.4908	ppb	2.1660	3.5	132.863
Pb 220.353	610.601	ppb	5.5723	0.9	881.044
Sb 206.834	11.1570	ppb	5.1907	46.5	12.4955
Se 196.026	26.7519	ppb	0.5461	2.0	12.6643
Sn 189.925	48.9105	ppb	1.6599	3.4	44.0308
Sr 216.596	98.2641	ppb	1.5304	1.6	934.455
Ti 334.941	471.771	ppb	7.4714	1.6	123982
Tl 190.794	25.1556	ppb	1.1572	4.6	7.6211
V 292.401	158.423	ppb	2.9879	1.9	4233.30
Zn 206.200	1099.74	ppb	15.7330	1.4	1598.75

E03152013.vvq. All Data Report 3/16/2013, 9:03:24 AM

680-88118-b-27-a (Samp) **3/15/2013, 4:40:07 PM** **Rack 1, Tube 57**
Weight: 1 **Volume: 1** **Dilution: 1**

Label	Replicates Concentration		
Ag 328.068	1.2637	0.1854	0.6222
Al 308.215	113787	113842	114049
As 188.980	355.862	356.832	366.505
B 249.678	37.4159	39.9155	39.1016
Ba 389.178	3449.01	3446.37	3448.08
Be 313.042	12.1234	12.1200	12.1091
Ca 370.602	60898	60881	60846
Cd 226.502	11.6685	11.8151	11.9454
Co 228.615	91.5876	90.5584	91.5837
Cr 267.716	271.419	271.720	271.571
Cu 324.754	633.968	632.790	635.098
Fe 271.441	364187	364136	364700
K 766.491	11711.5	11730.1	11705.6
Mg 279.078	23697.0	23682.8	23722.2
Mn 257.610	10440.6	10424.7	10439.7
Mo 202.032	24.9267	26.4739	25.7012
Na 330.237	836.611u	913.163u	534.668u
Ni 231.604	169.501	168.659	166.673
Pb 220.353	3305.61	3309.69	3319.70
Sb 206.834	8.7640	5.6949	16.6859
Se 196.026	5.9376	13.6593	12.5364
Sn 189.925	100.332	98.9750	96.8165
Sr 216.596	347.134	346.149	345.274
Ti 334.941	1313.87	1313.55	1310.83
Tl 190.794	48.9015	38.5429	50.6404
V 292.401	381.092	381.112	380.371
Zn 206.200	5799.93	5804.02	5814.67

Label	Sol'n Conc.	Units	SD	%RSD	Int. (c/s)
Ag 328.068	0.6904	ppb	0.5423	78.6	-18.5595
Al 308.215	113893	ppb	138.222	0.1	554038
As 188.980	359.733	ppb	5.8847	1.6	234.516
B 249.678	38.8110	ppb	1.2749	3.3	51.2054
Ba 389.178	3447.82	ppb	1.3409	0.0	81967.4
Be 313.042	12.1175	ppb	0.0074	0.1	21691.7
Ca 370.602	60875	ppb	26.56	0.0	171825
Cd 226.502	11.8097	ppb	0.1385	1.2	1149.83
Co 228.615	91.2432	ppb	0.5931	0.6	1090.88
Cr 267.716	271.570	ppb	0.1506	0.1	10390.6
Cu 324.754	633.952	ppb	1.1540	0.2	30562.7
Fe 271.441	364341	ppb	312.171	0.1	522609
K 766.491	11715.7	ppb	12.7825	0.1	815059
Mg 279.078	23700.6	ppb	19.9783	0.1	42719.7
Mn 257.610	10435.0	ppb	8.9666	0.1	1953727
Mo 202.032	25.7006	ppb	0.7736	3.0	153.366
Na 330.237	761.481	ppb	200.120	26.3	-105.694
Ni 231.604	168.278	ppb	1.4520	0.9	358.568
Pb 220.353	3311.67	ppb	7.2481	0.2	4775.79
Sb 206.834	10.3816	ppb	5.6712	54.6	17.5150
Se 196.026	10.7111	ppb	4.1719	38.9	8.2055
Sn 189.925	98.7079	ppb	1.7730	1.8	89.2091
Sr 216.596	346.186	ppb	0.9304	0.3	3247.93
Ti 334.941	1312.75	ppb	1.6706	0.1	345189
Tl 190.794	46.0282	ppb	6.5406	14.2	6.9886
V 292.401	380.858	ppb	0.4225	0.1	10199.8
Zn 206.200	5806.20	ppb	7.6112	0.1	8426.81

E03152013.vvq. All Data Report 3/16/2013, 9:03:24 AM

680-88118-b-31-a (Samp) 3/15/2013, 4:45:44 PM Rack 1, Tube 58

Weight: 1 Volume: 1 Dilution: 1

Label	Replicates Concentration		
Ag 328.068	0.0514	-0.1097	-0.0535
Al 308.215	157809	157344	157593
As 188.980	417.451	419.200	418.166
B 249.678	152.676	150.546	152.349
Ba 389.178	3599.91	3598.88	3604.35
Be 313.042	20.6072	20.5639	20.5963
Ca 370.602	171628	171634	172354
Cd 226.502	20.0498	19.1302	19.6868
Co 228.615	154.825	151.399	152.268
Cr 267.716	727.242	726.797	726.968
Cu 324.754	694.653	695.158	699.875
Fe 271.441	680024	677296	679157
K 766.491	11622.2	11622.0	11677.8
Mg 279.078	37679.2	37630.9	37710.2
Mn 257.610	12868.0	12845.1	12871.1
Mo 202.032	30.4541	29.2612	29.9390
Na 330.237	1653.11u	1701.33u	1716.21u
Ni 231.604	181.204	180.701	183.244
Pb 220.353	4748.14	4743.52	4746.43
Sb 206.834	12.4052	10.3259	11.2739
Se 196.026	-21.9679u	-8.6382	-3.2146
Sn 189.925	250.382	247.997	246.568
Sr 216.596	979.282	977.161	978.968
Ti 334.941	2814.36	2809.76	2814.85
Tl 190.794	67.2778	49.9287u	64.5832
V 292.401	948.139	946.427	947.312
Zn 206.200	8253.54	8250.38	8252.42

Label	Sol'n Conc.	Units	SD	%RSD	Int. (c/s)
Ag 328.068	-0.0372	ppb	0.0818	219.6	-71.8607
Al 308.215	157582	ppb	232.702	0.1	766472
As 188.980	418.272	ppb	0.8791	0.2	270.840
B 249.678	151.857	ppb	1.1469	0.8	672.582
Ba 389.178	3601.05	ppb	2.9055	0.1	86082.2
Be 313.042	20.5892	ppb	0.0225	0.1	37030.1
Ca 370.602	171872	ppb	417.5	0.2	514287
Cd 226.502	19.6223	ppb	0.4632	2.4	2061.74
Co 228.615	152.831	ppb	1.7811	1.2	1830.46
Cr 267.716	727.002	ppb	0.2247	0.0	27713.5
Cu 324.754	696.562	ppb	2.8800	0.4	33643.6
Fe 271.441	678826	ppb	1393.70	0.2	973698
K 766.491	11640.7	ppb	32.1693	0.3	809839
Mg 279.078	37673.4	ppb	39.9541	0.1	67953.8
Mn 257.610	12861.4	ppb	14.1963	0.1	2408569
Mo 202.032	29.8848	ppb	0.5983	2.0	165.015
Na 330.237	1690.22	ppb	32.9858	2.0	-176.964
Ni 231.604	181.716	ppb	1.3463	0.7	391.999
Pb 220.353	4746.03	ppb	2.3337	0.0	6843.32
Sb 206.834	11.3350	ppb	1.0410	9.2	28.4022
Se 196.026	-11.2735	ppb	9.6504	85.6	0.5806
Sn 189.925	248.316	ppb	1.9269	0.8	224.945
Sr 216.596	978.471	ppb	1.1447	0.1	9048.74
Ti 334.941	2812.99	ppb	2.8057	0.1	739713
Tl 190.794	60.5965	ppb	9.3364	15.4	3.5087
V 292.401	947.293	ppb	0.8564	0.1	25372.6
Zn 206.200	8252.11	ppb	1.6024	0.0	11989.4

E03152013.vvq. All Data Report 3/16/2013, 9:03:24 AM

680-88118-b-38-a (Samp) 3/15/2013, 4:51:22 PM Rack 1, Tube 59

Weight: 1

Volume: 1

Dilution: 1

Label	Replicates Concentration		
Ag 328.068	4.2822	5.8321	4.7495
Al 308.215	139129	138806	138426
As 188.980	272.040	282.178	271.231
B 249.678	26.0374u	27.3879u	27.4375u
Ba 389.178	1654.40	1650.70	1649.48
Be 313.042	13.8093	13.7860	13.7720
Ca 370.602	187728	187254	186363
Cd 226.502	22.5365	22.3733	21.4841
Co 228.615	100.673	95.9895	99.4299
Cr 267.716	335.689	335.311	334.061
Cu 324.754	514.084	522.636	508.681
Fe 271.441	506734	506123	504201
K 766.491	13891.4	13934.6	13910.0
Mg 279.078	98104.3	97850.9	97627.3
Mn 257.610	16395.5	16317.2	16293.9
Mo 202.032	18.6480	17.5576	17.6506
Na 330.237	852.189u	567.983u	333.965u
Ni 231.604	129.764	130.244	132.696
Pb 220.353	2116.55	2110.47	2111.50
Sb 206.834	14.8792	5.1474	7.1886
Se 196.026	1.8189	1.9594	-9.8410
Sn 189.925	94.5204	101.416	104.076
Sr 216.596	354.285	354.365	352.451
Ti 334.941	1724.28	1723.43	1719.74
Tl 190.794	71.0204	72.3030	71.3943
V 292.401	475.176	475.908	474.129
Zn 206.200	6073.41	6071.06	6051.74

Label	Sol'n Conc.	Units	SD	%RSD	Int. (c/s)
Ag 328.068	4.9546	ppb	0.7951	16.0	249.495
Al 308.215	138787	ppb	351.912	0.3	675087
As 188.980	275.150	ppb	6.1000	2.2	177.997
B 249.678	26.9543	ppb	0.7944	2.9	-148.032
Ba 389.178	1651.52	ppb	2.5673	0.2	39967.1
Be 313.042	13.7891	ppb	0.0188	0.1	24751.0
Ca 370.602	187115	ppb	693.1	0.4	579743
Cd 226.502	22.1313	ppb	0.5664	2.6	1778.02
Co 228.615	98.6973	ppb	2.4260	2.5	1182.93
Cr 267.716	335.021	ppb	0.8520	0.3	12841.7
Cu 324.754	515.134	ppb	7.0369	1.4	24915.9
Fe 271.441	505686	ppb	1321.87	0.3	725346
K 766.491	13912.0	ppb	21.7044	0.2	967730
Mg 279.078	97860.9	ppb	238.655	0.2	176559
Mn 257.610	16335.5	ppb	53.2613	0.3	3058606
Mo 202.032	17.9521	ppb	0.6044	3.4	97.9376
Na 330.237	584.712	ppb	259.517	44.4	-158.279
Ni 231.604	130.901	ppb	1.5725	1.2	282.622
Pb 220.353	2112.84	ppb	3.2547	0.2	3047.51
Sb 206.834	9.0717	ppb	5.1319	56.6	19.8160
Se 196.026	-2.0209	ppb	6.7728	335.1	4.5818
Sn 189.925	100.004	ppb	4.9319	4.9	90.4376
Sr 216.596	353.700	ppb	1.0828	0.3	3375.48
Ti 334.941	1722.48	ppb	2.4105	0.1	453244
Tl 190.794	71.5726	ppb	0.6597	0.9	13.6598
V 292.401	475.071	ppb	0.8938	0.2	12728.9
Zn 206.200	6065.40	ppb	11.8910	0.2	8813.24

E03152013.vvq. All Data Report 3/16/2013, 9:03:24 AM

680-88025-a-1-a^10 (Samp) **3/15/2013, 4:56:50 PM** **Rack 1, Tube 60****Weight: 1****Volume: 1****Dilution: 1**

Label	Replicates Concentration		
Ag 328.068	1.3177	1.7319	1.9356
Al 308.215	2250.48	2215.57	2176.26
As 188.980	2.2021	-5.1348u	0.0744
B 249.678	34.1251	32.4347	32.6604
Ba 389.178	5127.83	5047.65	4971.30
Be 313.042	0.0280	0.0189	0.0202
Ca 370.602	12209	12018	11866
Cd 226.502	123.880	121.640	120.066
Co 228.615	64.6658	63.6528	61.8354
Cr 267.716	2.8002	2.3096	2.7438
Cu 324.754	50.3822	50.0360	49.1709
Fe 271.441	2581.65	2527.68	2480.06
K 766.491	372.964	367.676	364.200
Mg 279.078	12574.6	12363.2	12180.0
Mn 257.610	175.768	172.319	169.933
Mo 202.032	-0.5538u	-0.9167u	-0.2266u
Na 330.237	-586.876u	-688.597u	-319.122u
Ni 231.604	3.7511	5.9265	5.8690
Pb 220.353	2101.05	2071.97	2032.10
Sb 206.834	7.6646	12.0106	18.0305
Se 196.026	1.0511	2.3606	4.8776
Sn 189.925	3.3110	4.5499	6.2273
Sr 216.596	119.585	118.371	116.896
Ti 334.941	760.223	749.431	737.487
Tl 190.794	0.5482	2.5733	3.1578
V 292.401	2.5073	2.4076	2.3427
Zn 206.200	91604.8x	90447.2x	89267.2x

Label	Sol'n Conc.	Units	SD	%RSD	Int. (c/s)
Ag 328.068	1.6617b	ppb	0.3148	18.9	8.2231
Al 308.215	2214.10b	ppb	37.1327	1.7	10988.6
As 188.980	-0.9528b	ppb	3.7748	396.2	-1.0717
B 249.678	33.0734b	ppb	0.9177	2.8	285.186
Ba 389.178	5048.93b	ppb	78.2727	1.6	119206
Be 313.042	0.0224b	ppb	0.0049	22.0	-181.896
Ca 370.602	12031b	ppb	171.8	1.4	39997
Cd 226.502	121.862b	ppb	1.9170	1.6	3908.48
Co 228.615	63.3847b	ppb	1.4341	2.3	767.205
Cr 267.716	2.6179b	ppb	0.2685	10.3	95.3580
Cu 324.754	49.8630b	ppb	0.6239	1.3	2510.36
Fe 271.441	2529.80b	ppb	50.8304	2.0	3643.63
K 766.491	368.280b	ppb	4.4133	1.2	26250.6
Mg 279.078	12372.6b	ppb	197.495	1.6	22378.8
Mn 257.610	172.673b	ppb	2.9336	1.7	32400.6
Mo 202.032	-0.5657b	ppb	0.3452	61.0	3.7367
Na 330.237	-531.532b	ppb	190.854	35.9	-647.955
Ni 231.604	5.1822b	ppb	1.2397	23.9	10.8232
Pb 220.353	2068.37b	ppb	34.6122	1.7	2982.98
Sb 206.834	12.5686b	ppb	5.2054	41.4	10.1773
Se 196.026	2.7631b	ppb	1.9447	70.4	0.3948
Sn 189.925	4.6961b	ppb	1.4636	31.2	3.9220
Sr 216.596	118.284b	ppb	1.3462	1.1	1073.64
Ti 334.941	749.047b	ppb	11.3732	1.5	196895
Tl 190.794	2.0931b	ppb	1.3695	65.4	-0.1852
V 292.401	2.4192b	ppb	0.0829	3.4	72.0262
Zn 206.200	90439.7xb	ppb	1168.83	1.3	141408

E03152013.vvq. All Data Report 3/16/2013, 9:03:24 AM

Cont Calib Verif (CCV) 3/15/2013, 5:02:15 PM Rack 2, Tube 1
 Weight: 1 Volume: 1 Dilution: 1

Label	Replicates Concentration		
Ag 328.068	511.917	514.782	508.842
Al 308.215	5168.50	5136.79	5134.26
As 188.980	474.075	468.490	475.945
B 249.678	2597.12	2597.30	2616.78
Ba 389.178	5035.74	5002.24	5008.82
Be 313.042	500.358	497.045	499.119
Ca 370.602	5051	5026	5029
Cd 226.502	505.893	502.530	502.589
Co 228.615	498.441	496.076	496.197
Cr 267.716	5095.84	5071.73	5087.36
Cu 324.754	4937.49	4854.13	4969.17
Fe 271.441	5147.94	5101.98	5094.70
K 766.491	9710.36	9644.39	9627.18
Mg 279.078	5045.57	5016.87	5015.51
Mn 257.610	5127.17	5095.25	5090.92
Mo 202.032	508.733	504.184	508.289
Na 330.237	7330.66	7346.77	7359.91
Ni 231.604	2568.30	2544.30	2549.18
Pb 220.353	511.637	507.767	508.599
Sb 206.834	960.330	958.142	973.608
Se 196.026	4941.34	4888.06	4901.68
Sn 189.925	5015.86	4973.10	4975.03
Sr 216.596	2576.30	2572.22	2582.22
Ti 334.941	502.350	501.004	502.479
Tl 190.794	5193.29	5137.36	5159.73
V 292.401	5017.66	4976.73	4974.82
Zn 206.200	2484.15	2463.52	2471.77

Label	Sol'n Conc.	Units	SD	%RSD	Int. (c/s)	QC Value
Ag 328.068	511.847	ppb	2.9708	0.6	29678.6	102.36938
Al 308.215	5146.51	ppb	19.0816	0.4	25228.9	102.93029
As 188.980	472.837	ppb	3.8790	0.8	312.816	94.56731
B 249.678	2603.73	ppb	11.3000	0.4	19914.9	104.14923
Ba 389.178	5015.60	ppb	17.7484	0.4	118417	100.31195
Be 313.042	498.841	ppb	1.6735	0.3	901923	99.76812
Ca 370.602	5035	ppb	13.55	0.3	16656	100.70679
Cd 226.502	503.670	ppb	1.9247	0.4	16121.7	100.73406
Co 228.615	496.905	ppb	1.3320	0.3	5764.01	99.38094
Cr 267.716	5084.98	ppb	12.2313	0.2	192653	101.69956
Cu 324.754	4920.26	ppb	59.4219	1.2	235552	98.40528
Fe 271.441	5114.88	ppb	28.8656	0.6	7448.65	102.29750
K 766.491	9660.64	ppb	43.9059	0.5	672200	96.60641
Mg 279.078	5025.98	ppb	16.9761	0.3	9045.45	100.51965
Mn 257.610	5104.45	ppb	19.7992	0.4	955292	102.08896
Mo 202.032	507.069	ppb	2.5082	0.5	3207.60	101.41374
Na 330.237	7345.78	ppb	14.6507	0.2	336.749	97.94376
Ni 231.604	2553.93	ppb	12.6855	0.5	5351.25	102.15701
Pb 220.353	509.334	ppb	2.0369	0.4	734.998	101.86684
Sb 206.834	964.026	ppb	8.3694	0.9	870.797	38.56105Q
Se 196.026	4910.36	ppb	27.6816	0.6	2202.52	98.20721
Sn 189.925	4988.00	ppb	24.1476	0.5	4523.77	99.75994
Sr 216.596	2576.92	ppb	5.0284	0.2	23121.9	103.07665
Ti 334.941	501.944	ppb	0.8171	0.2	131897	100.38885
Tl 190.794	5163.46	ppb	28.1541	0.5	3587.22	103.26918
V 292.401	4989.74	ppb	24.1993	0.5	133311	99.79472
Zn 206.200	2473.15	ppb	10.3846	0.4	3580.46	98.92593

E03152013.vvq. All Data Report 3/16/2013, 9:03:24 AM

Cont Calib Blank (CCB) 3/15/2013, 5:07:40 PM Rack 2, Tube 2

Weight: 1 Volume: 1 Dilution: 1

Label	Replicates Concentration		
Ag 328.068	0.6873	2.2976	0.3420
Al 308.215	-3.5386u	-1.8861u	-0.5279u
As 188.980	-0.9628u	5.6336	6.9960
B 249.678	24.2540	23.1334	20.5566
Ba 389.178	-0.5377u	0.2822	-0.1506u
Be 313.042	0.0619	0.0545	0.0671
Ca 370.602	-15.25u	-16.08u	-15.65u
Cd 226.502	0.2510	0.1556	-0.0428u
Co 228.615	-0.4836u	-0.4145u	-0.5927u
Cr 267.716	0.6854	0.6682	0.7471
Cu 324.754	0.5679	0.0797	1.5431
Fe 271.441	-5.8568u	2.8385	-2.2013u
K 766.491	-5.0656u	-4.8247u	-5.0353u
Mg 279.078	-10.2014u	-14.6268u	-13.5455u
Mn 257.610	0.8866	0.8372	0.9344
Mo 202.032	0.5457	1.0419	0.5428
Na 330.237	-432.596u	-263.559u	-240.118u
Ni 231.604	0.3910	1.3677	-0.1746u
Pb 220.353	0.4749	-1.9548u	-0.2071u
Sb 206.834	6.1626	0.5982	8.5063
Se 196.026	4.3443	3.2924	2.7396
Sn 189.925	0.9412	0.5074	1.5391
Sr 216.596	-0.5808u	0.0495	0.0939
Ti 334.941	0.3104	0.2454	0.2922
Tl 190.794	0.1182	2.5431	1.3557
V 292.401	1.1059	0.8567	0.6735
Zn 206.200	0.9345	1.3546	3.7148

Label	Sol'n Conc.	Units	SD	%RSD	Int. (c/s)	QC Value
Ag 328.068	1.1089	ppb	1.0438	94.1	-20.4403	1.10894
Al 308.215	-1.9842	ppb	1.5077	76.0	212.726	-1.98420
As 188.980	3.8889	ppb	4.2566	109.5	2.0593	3.88893
B 249.678	22.6480	ppb	1.8959	8.4	207.514	22.64798
Ba 389.178	-0.1354	ppb	0.4102	303.0	-21.8608	-0.13537
Be 313.042	0.0612	ppb	0.0063	10.4	-120.089	0.06120
Ca 370.602	-15.66	ppb	0.4164	2.7	9.023	-15.65757
Cd 226.502	0.1213	ppb	0.1498	123.6	10.3984	0.12126
Co 228.615	-0.4969	ppb	0.0899	18.1	10.4438	-0.49694
Cr 267.716	0.7002	ppb	0.0414	5.9	22.8811	0.70025
Cu 324.754	0.7302	ppb	0.7451	102.0	158.407	0.73024
Fe 271.441	-1.7399	ppb	4.3659	250.9	3.8362	-1.73988
K 766.491	-4.9752	ppb	0.1313	2.6	304.149	-4.97522
Mg 279.078	-12.7912	ppb	2.3071	18.0	18.0901	-12.79124
Mn 257.610	0.8861	ppb	0.0486	5.5	188.472	0.88607
Mo 202.032	0.7102	ppb	0.2873	40.5	11.9251	0.71015
Na 330.237	-312.091	ppb	105.017	33.6	-5.5349	-312.09119
Ni 231.604	0.5281	ppb	0.7802	147.8	0.9594	0.52807
Pb 220.353	-0.5623	ppb	1.2532	222.9	-0.2399	-0.56233
Sb 206.834	5.0891	ppb	4.0619	79.8	3.6534	5.08907
Se 196.026	3.4588	ppb	0.8152	23.6	0.6550	3.45879
Sn 189.925	0.9959	ppb	0.5180	52.0	0.5660	0.99587
Sr 216.596	-0.1458	ppb	0.3774	258.8	7.3081	-0.14580
Ti 334.941	0.2827	ppb	0.0335	11.9	-16.5840	0.28266
Tl 190.794	1.3390	ppb	1.2125	90.6	-0.4682	1.33896
V 292.401	0.8787	ppb	0.2170	24.7	19.1789	0.87871
Zn 206.200	2.0013	ppb	1.4987	74.9	4.2258	2.00130

E03152013.vvq. All Data Report 3/16/2013, 9:03:24 AM

680-88025-a-2-a (Samp) 3/15/2013, 5:13:05 PM Rack 2, Tube 3
 Weight: 1 Volume: 1 Dilution: 1

Label	Replicates Concentration		
Ag 328.068	2.6560	3.8360	1.3476
Al 308.215	1023.31	1019.14	1021.88
As 188.980	5.8613	3.2547u	9.7636
B 249.678	4.4118u	1.0381u	2.3384u
Ba 389.178	69.8515	68.9412	68.5308
Be 313.042	0.0618	0.0581	0.0438
Ca 370.602	14637	14595	14621
Cd 226.502	-2.3008	-2.4063	-2.0041
Co 228.615	597.687	597.903	599.822
Cr 267.716	62.0369	61.8060	62.5406
Cu 324.754	22.8093	24.3018	24.2436
Fe 271.441	314004	312599	313848
K 766.491	715.152	714.069	716.149
Mg 279.078	1551.75	1543.54	1554.82
Mn 257.610	1361.24	1355.65	1358.86
Mo 202.032	5.3039	5.4532	5.8183
Na 330.237	-185.450u	-286.446u	-224.952u
Ni 231.604	55.5002	57.3553	54.3869
Pb 220.353	84.2874	79.7222	79.7557
Sb 206.834	-0.0098	-2.7860	3.4092
Se 196.026	-6.0144u	4.6061	-4.4081
Sn 189.925	27.3761	31.2148	29.0474
Sr 216.596	18.3821	18.1062	17.8283
Ti 334.941	60.7220	60.4713	60.3287
Tl 190.794	11.6688u	7.2493u	16.0348u
V 292.401	10.5308	10.7570	10.0500
Zn 206.200	292.157	289.857	289.756

Label	Sol'n Conc.	Units	SD	%RSD	Int. (c/s)
Ag 328.068	2.6132	ppb	1.2448	47.6	70.3843
Al 308.215	1021.44	ppb	2.1185	0.2	5189.43
As 188.980	6.2932	ppb	3.2759	52.1	0.3403
B 249.678	2.5961	ppb	1.7016	65.5	-186.378
Ba 389.178	69.1078	ppb	0.6759	1.0	2073.84
Be 313.042	0.0545	ppb	0.0095	17.4	-133.846
Ca 370.602	14618	ppb	21.39	0.1	21849
Cd 226.502	-2.2371	ppb	0.2085	9.3	593.718
Co 228.615	598.471	ppb	1.1755	0.2	6919.34
Cr 267.716	62.1278	ppb	0.3757	0.6	2414.14
Cu 324.754	23.7849	ppb	0.8454	3.6	1351.29
Fe 271.441	313484	ppb	769.983	0.2	449727
K 766.491	715.123	ppb	1.0402	0.1	50361.1
Mg 279.078	1550.04	ppb	5.8354	0.4	2870.00
Mn 257.610	1358.58	ppb	2.8048	0.2	254973
Mo 202.032	5.5251	ppb	0.2646	4.8	28.5508
Na 330.237	-232.283	ppb	50.8956	21.9	-91.7972
Ni 231.604	55.7475	ppb	1.4996	2.7	121.895
Pb 220.353	81.2551	ppb	2.6261	3.2	117.781
Sb 206.834	0.2045	ppb	3.1031	1517.6	6.1263
Se 196.026	-1.9388	ppb	5.7247	295.3	0.2202
Sn 189.925	29.2127	ppb	1.9247	6.6	26.1579
Sr 216.596	18.1055	ppb	0.2769	1.5	279.850
Ti 334.941	60.5074	ppb	0.1991	0.3	15857.8
Tl 190.794	11.6510	ppb	4.3928	37.7	-5.7513
V 292.401	10.4459	ppb	0.3611	3.5	272.217
Zn 206.200	290.590	ppb	1.3580	0.5	423.361

E03152013.vvq. All Data Report 3/16/2013, 9:03:24 AM

X (Samp)	3/15/2013, 5:18:29 PM	Rack 2, Tube 4	
Weight: 1	Volume: 1	Dilution: 1	
Label	Replicates Concentration		
Ag 328.068	0.4415	1.5745	1.6940
Al 308.215	-2.9456u	-1.7533u	-3.1043u
As 188.980	0.9713	-1.8893u	-5.4548u
B 249.678	1.8322	2.6609	2.3984
Ba 389.178	-0.4857u	-0.1886u	-0.8684u
Be 313.042	0.0040	0.0091	0.0037
Ca 370.602	-16.81u	-19.54u	-20.46u
Cd 226.502	0.0658	-0.0278u	0.1554
Co 228.615	-0.4682u	-0.8126u	0.1289
Cr 267.716	0.1510	-0.2337u	0.1053
Cu 324.754	-0.3165u	-0.0138u	0.3349
Fe 271.441	22.1331	35.8322	32.6518
K 766.491	-6.4295u	-7.2054u	-6.4036u
Mg 279.078	-15.8976u	-19.8890u	-13.2830u
Mn 257.610	0.1381	0.2592	0.1958
Mo 202.032	-0.0243u	0.3995	0.0841
Na 330.237	-358.846u	-208.295u	-310.580u
Ni 231.604	-0.7660u	-0.8227u	2.0119
Pb 220.353	2.9922	1.1783	0.7754
Sb 206.834	1.8008	-0.0524u	-2.0841u
Se 196.026	-1.6374u	10.4138	6.2637
Sn 189.925	2.5284	0.5793	-1.2034u
Sr 216.596	0.3730	-0.2490u	-1.0165u
Ti 334.941	0.0515	-0.0004u	0.1179
Tl 190.794	4.0609	7.9632	0.8455
V 292.401	0.1172	0.3859	0.5081
Zn 206.200	1.1373	2.9029	1.0749

Label	Sol'n Conc.	Units	SD	%RSD	Int. (c/s)
Ag 328.068	1.2367	ppb	0.6912	55.9	-12.9926
Al 308.215	-2.6011	ppb	0.7384	28.4	209.695
As 188.980	-2.1243	ppb	3.2195	151.6	-1.9277
B 249.678	2.2972	ppb	0.4235	18.4	52.0756
Ba 389.178	-0.5142	ppb	0.3408	66.3	-30.7744
Be 313.042	0.0056	ppb	0.0031	55.0	-220.618
Ca 370.602	-18.94	ppb	1.901	10.0	-4.407
Cd 226.502	0.0645	ppb	0.0916	142.1	8.6430
Co 228.615	-0.3840	ppb	0.4764	124.1	11.7511
Cr 267.716	0.0075	ppb	0.2102	2792.7	-3.3599
Cu 324.754	0.0015	ppb	0.3260	21237.2	123.538
Fe 271.441	30.2057	ppb	7.1697	23.7	49.6655
K 766.491	-6.6795	ppb	0.4556	6.8	185.678
Mg 279.078	-16.3565	ppb	3.3268	20.3	11.6665
Mn 257.610	0.1977	ppb	0.0606	30.6	59.7021
Mo 202.032	0.1531	ppb	0.2202	143.8	8.4000
Na 330.237	-292.574	ppb	76.8735	26.3	-4.6034
Ni 231.604	0.1411	ppb	1.6205	1148.8	0.1490
Pb 220.353	1.6486	ppb	1.1809	71.6	2.9489
Sb 206.834	-0.1119	ppb	1.9431	1736.2	-0.8301
Se 196.026	5.0134	ppb	6.1221	122.1	1.3522
Sn 189.925	0.6347	ppb	1.8665	294.1	0.2385
Sr 216.596	-0.2975	ppb	0.6960	234.0	5.9681
Ti 334.941	0.0563	ppb	0.0593	105.3	-76.0966
Tl 190.794	4.2899	ppb	3.5644	83.1	1.5844
V 292.401	0.3371	ppb	0.2000	59.3	4.7701
Zn 206.200	1.7050	ppb	1.0379	60.8	2.7973

E03152013.vvq. All Data Report 3/16/2013, 9:03:24 AM

mb 680-269437/1-a (Samp) **3/15/2013, 5:23:54 PM** **Rack 2, Tube 5**
Weight: 1 **Volume: 1** **Dilution: 1**

Label	Replicates Concentration		
Ag 328.068	-0.7399u	1.2407	0.1654
Al 308.215	0.3421	-2.3078u	-2.8511u
As 188.980	-5.1336u	-1.9295u	2.2848
B 249.678	2.8074	2.9998	3.0770
Ba 389.178	-0.2775u	-0.5253u	-0.5969u
Be 313.042	-0.0054u	0.0110	0.0127
Ca 370.602	-23.87u	-24.68u	-16.79u
Cd 226.502	-0.1141u	0.0836	0.1188
Co 228.615	-0.0871u	0.2732	0.4445
Cr 267.716	0.1479	0.2042	-0.0875u
Cu 324.754	-0.4314u	0.1699	-0.0507u
Fe 271.441	7.8313	11.9160	25.9336
K 766.491	-5.2733u	-5.2491u	-4.5296u
Mg 279.078	-6.8149u	-10.6921u	-18.6403u
Mn 257.610	0.2590	0.2669	0.2764
Mo 202.032	-0.0001u	0.1439	0.2728
Na 330.237	-150.844u	-356.293u	-222.575u
Ni 231.604	-0.0043u	-0.0389u	1.6382
Pb 220.353	0.5954	-2.4034u	0.3785
Sb 206.834	3.7544	2.5747	4.1885
Se 196.026	4.8682	5.6541	3.2058
Sn 189.925	1.2179	-2.2410u	-3.8314u
Sr 216.596	0.3247	-0.7060u	0.0759
Ti 334.941	-0.0090u	0.0119	0.0255
Tl 190.794	2.1920	1.7370	1.7358
V 292.401	0.2742	0.3806	0.5116
Zn 206.200	-0.3910u	-0.6902u	0.7250

Label	Sol'n Conc.	Units	SD	%RSD	Int. (c/s)
Ag 328.068	0.2221	ppb	0.9915	446.5	-72.0849
Al 308.215	-1.6056	ppb	1.7085	106.4	214.499
As 188.980	-1.5928	ppb	3.7207	233.6	-1.5751
B 249.678	2.9614	ppb	0.1388	4.7	57.1604
Ba 389.178	-0.4666	ppb	0.1676	35.9	-29.6640
Be 313.042	0.0061	ppb	0.0100	162.8	-219.587
Ca 370.602	-21.78	ppb	4.339	19.9	-12.54
Cd 226.502	0.0294	ppb	0.1256	426.5	7.4897
Co 228.615	0.2102	ppb	0.2713	129.1	18.6247
Cr 267.716	0.0882	ppb	0.1547	175.4	-0.3043
Cu 324.754	-0.1040	ppb	0.3042	292.4	118.472
Fe 271.441	15.2270	ppb	9.4945	62.4	28.2215
K 766.491	-5.0173	ppb	0.4225	8.4	301.221
Mg 279.078	-12.0491	ppb	6.0283	50.0	19.4405
Mn 257.610	0.2674	ppb	0.0087	3.3	72.7328
Mo 202.032	0.1389	ppb	0.1365	98.3	8.3104
Na 330.237	-243.237	ppb	104.271	42.9	-2.2478
Ni 231.604	0.5317	ppb	0.9585	180.3	0.9672
Pb 220.353	-0.4765	ppb	1.6723	351.0	-0.1154
Sb 206.834	3.5058	ppb	0.8351	23.8	2.2911
Se 196.026	4.5760	ppb	1.2500	27.3	1.1560
Sn 189.925	-1.6182	ppb	2.5816	159.5	-1.8049
Sr 216.596	-0.1018	ppb	0.5379	528.4	7.7217
Ti 334.941	0.0094	ppb	0.0174	184.3	-88.4156
Tl 190.794	1.8883	ppb	0.2631	13.9	-0.0857
V 292.401	0.3888	ppb	0.1189	30.6	6.2130
Zn 206.200	-0.1188	ppb	0.7459	628.1	287.1473

E03152013.vvq. All Data Report 3/16/2013, 9:03:24 AM

llcs 680-269437/2-a (Samp) 3/15/2013, 5:29:19 PM Rack 2, Tube 6
 Weight: 1 Volume: 1 Dilution: 1

Label	Replicates Concentration		
Ag 328.068	12.0846	12.9218	13.4212
Al 308.215	273.833	269.892	274.810
As 188.980	19.6948	24.7875	24.2561
B 249.678	118.288	117.421	118.259
Ba 389.178	12.0335	11.9638	11.5045
Be 313.042	4.6966	4.6829	4.7194
Ca 370.602	737.1	721.8	728.9
Cd 226.502	6.0518	5.8708	5.9834
Co 228.615	11.7401	11.1128	11.4960
Cr 267.716	11.8075	12.0098	12.0749
Cu 324.754	23.7264	23.3567	23.2085
Fe 271.441	68.3034	68.8894	63.7756
K 766.491	1159.24	1155.90	1164.49
Mg 279.078	616.008	613.586	624.274
Mn 257.610	14.1073	13.8943	14.0374
Mo 202.032	11.2819	11.2323	11.8336
Na 330.237	910.347	723.702	520.649
Ni 231.604	49.2203	49.1298	47.4473
Pb 220.353	13.8237	10.6367	9.6802
Sb 206.834	22.8253	23.8611	19.6363
Se 196.026	22.7642	15.0587	27.2845
Sn 189.925	49.4624	54.6064	53.9550
Sr 216.596	12.0845	11.5792	11.8294
Ti 334.941	13.9273	13.6352	13.7159
Tl 190.794	31.7162	23.6288	36.0806
V 292.401	12.0434	11.9041	11.9790
Zn 206.200	23.5004	22.3614	24.2095

Label	Sol'n Conc.	Units	SD	%RSD	Int. (c/s)
Ag 328.068	12.8092	ppb	0.6754	5.3	660.641
Al 308.215	272.845	ppb	2.6033	1.0	1550.13
As 188.980	22.9128	ppb	2.7995	12.2	14.6749
B 249.678	117.989	ppb	0.4925	0.4	935.567
Ba 389.178	11.8339	ppb	0.2874	2.4	262.560
Be 313.042	4.6996	ppb	0.0184	0.4	8268.97
Ca 370.602	729.3	ppb	7.639	1.0	2483
Cd 226.502	5.9687	ppb	0.0914	1.5	197.516
Co 228.615	11.4497	ppb	0.3162	2.8	148.413
Cr 267.716	11.9641	ppb	0.1395	1.2	449.654
Cu 324.754	23.4305	ppb	0.2667	1.1	1244.93
Fe 271.441	66.9895	ppb	2.7987	4.2	104.062
K 766.491	1159.88	ppb	4.3283	0.4	81277.8
Mg 279.078	617.956	ppb	5.6038	0.9	1156.74
Mn 257.610	14.0130	ppb	0.1086	0.8	2648.16
Mo 202.032	11.4493	ppb	0.3338	2.9	79.8580
Na 330.237	718.233	ppb	194.906	27.1	43.2213
Ni 231.604	48.5991	ppb	0.9985	2.1	101.685
Pb 220.353	11.3802	ppb	2.1695	19.1	16.9586
Sb 206.834	22.1075	ppb	2.2020	10.0	18.3302
Se 196.026	21.7024	ppb	6.1817	28.5	8.8404
Sn 189.925	52.6746	ppb	2.8009	5.3	47.4393
Sr 216.596	11.8310	ppb	0.2527	2.1	114.040
Ti 334.941	13.7595	ppb	0.1508	1.1	3529.23
Tl 190.794	30.4752	ppb	6.3180	20.7	19.7911
V 292.401	11.9755	ppb	0.0697	0.6	314.038
Zn 206.200	23.3571	ppb	0.9324	4.0	25.2236

E03152013.vvq. All Data Report 3/16/2013, 9:03:24 AM

ics 680-269437/3-a (Samp) 3/15/2013, 5:34:44 PM Rack 2, Tube 7
 Weight: 1 Volume: 1 Dilution: 1

Label	Replicates Concentration		
Ag 328.068	22.5833	21.4090	23.4957
Al 308.215	2039.63	2037.80	2049.88
As 188.980	31.3393	27.5296	31.7151
B 249.678	85.5872	86.5555	87.6391
Ba 389.178	40.9586	40.7473	41.6859
Be 313.042	20.9741	20.8986	21.0980
Ca 370.602	2014	2017	2035
Cd 226.502	21.8898	21.2186	21.6250
Co 228.615	20.8898	20.5722	20.9949
Cr 267.716	42.6293	42.7214	42.9441
Cu 324.754	42.8686	41.5727	42.6451
Fe 271.441	2092.44	2093.76	2101.89
K 766.491	2104.81	2093.20	2103.58
Mg 279.078	2110.79	2098.77	2120.90
Mn 257.610	220.352	219.954	221.687
Mo 202.032	41.5638	40.7033	40.8593
Na 330.237	1581.39	1744.38	1652.66
Ni 231.604	42.9012	42.2090	43.3271
Pb 220.353	21.1439	21.9195	21.0609
Sb 206.834	15.0515	16.0502	11.6158
Se 196.026	37.3239	45.6987	37.8613
Sn 189.925	5.4780	9.8531	10.0285
Sr 216.596	43.2433	43.5678	43.4849
Ti 334.941	39.1617	39.0580	39.5631
Tl 190.794	16.9675	19.4593	21.2953
V 292.401	41.9711	42.3852	42.5894
Zn 206.200	42.9601	41.2112	42.7947

Label	Sol'n Conc.	Units	SD	%RSD	Int. (c/s)
Ag 328.068	22.4960	ppb	1.0461	4.7	1224.55
Al 308.215	2042.44	ppb	6.5108	0.3	10157.9
As 188.980	30.1947	ppb	2.3157	7.7	19.4835
B 249.678	86.5939	ppb	1.0265	1.2	694.250
Ba 389.178	41.1306	ppb	0.4924	1.2	961.312
Be 313.042	20.9902	ppb	0.1006	0.5	37733.5
Ca 370.602	2022	ppb	11.13	0.6	6619
Cd 226.502	21.5778	ppb	0.3381	1.6	700.875
Co 228.615	20.8190	ppb	0.2201	1.1	256.350
Cr 267.716	42.7649	ppb	0.1619	0.4	1617.56
Cu 324.754	42.3621	ppb	0.6928	1.6	2151.99
Fe 271.441	2096.03	ppb	5.1160	0.2	3015.87
K 766.491	2100.53	ppb	6.3790	0.3	146666
Mg 279.078	2110.16	ppb	11.0777	0.5	3848.10
Mn 257.610	220.664	ppb	0.9073	0.4	41332.0
Mo 202.032	41.0421	ppb	0.4585	1.1	266.974
Na 330.237	1659.48	ppb	81.7091	4.9	87.1318
Ni 231.604	42.8124	ppb	0.5643	1.3	89.5946
Pb 220.353	21.3747	ppb	0.4736	2.2	31.3339
Sb 206.834	14.2392	ppb	2.3261	16.3	11.6043
Se 196.026	40.2947	ppb	4.6878	11.6	17.2361
Sn 189.925	8.4532	ppb	2.5781	30.5	7.3314
Sr 216.596	43.4320	ppb	0.1686	0.4	398.087
Ti 334.941	39.2609	ppb	0.2667	0.7	10240.4
Tl 190.794	19.2407	ppb	2.1721	11.3	11.6958
V 292.401	42.3152	ppb	0.3151	0.7	1119.93
Zn 206.200	42.3220	ppb	0.9655	2.3	62.6922

E03152013.vvq. All Data Report 3/16/2013, 9:03:24 AM

ics 680-269437/4-a (Samp) 3/15/2013, 5:40:09 PM Rack 2, Tube 8
 Weight: 1 Volume: 1 Dilution: 1

Label	Replicates Concentration		
Ag 328.068	88.3050	89.6420	88.3537
Al 308.215	833.123	830.412	825.028
As 188.980	89.4198	87.8783	94.0255
B 249.678	170.904	171.220	172.116
Ba 389.178	81.9978	81.6702	80.8439
Be 313.042	83.3295	83.0246	82.6786
Ca 370.602	8181	8163	8121
Cd 226.502	85.3660	84.4093	84.7199
Co 228.615	82.7116	82.7674	82.3244
Cr 267.716	86.0057	85.1784	85.3222
Cu 324.754	81.3481	82.5845	83.3900
Fe 271.441	8697.29	8682.72	8649.81
K 766.491	8251.82	8232.65	8239.72
Mg 279.078	8451.99	8413.93	8397.23
Mn 257.610	863.013	860.044	856.418
Mo 202.032	82.9332	82.9179	82.4602
Na 330.237	7183.54	7071.24	6768.07
Ni 231.604	86.1057	83.7173	83.8948
Pb 220.353	83.4392	85.1360	83.7083
Sb 206.834	77.5732	80.7204	88.4859
Se 196.026	72.5385	83.0493	79.2072
Sn 189.925	78.3783	76.8666	76.7013
Sr 216.596	91.1322	90.7704	89.8421
Ti 334.941	85.2765	84.9541	84.7228
Tl 190.794	19.3871	23.1437	25.0595
V 292.401	84.8756	84.2599	83.9806
Zn 206.200	75.8829	76.4504	78.3433

Label	Sol'n Conc.	Units	SD	%RSD	Int. (c/s)
Ag 328.068	88.7669	ppb	0.7583	0.9	5084.69
Al 308.215	829.521	ppb	4.1208	0.5	4263.86
As 188.980	90.4412	ppb	3.1983	3.5	59.3972
B 249.678	171.413	ppb	0.6290	0.4	1336.95
Ba 389.178	81.5040	ppb	0.5946	0.7	1941.14
Be 313.042	83.0109	ppb	0.3257	0.4	149922
Ca 370.602	8155	ppb	30.63	0.4	26477
Cd 226.502	84.8317	ppb	0.4881	0.6	2737.23
Co 228.615	82.6012	ppb	0.2413	0.3	969.584
Cr 267.716	85.5021	ppb	0.4420	0.5	3239.72
Cu 324.754	82.4409	ppb	1.0285	1.2	4072.54
Fe 271.441	8676.60	ppb	24.3224	0.3	12463.2
K 766.491	8241.40	ppb	9.6946	0.1	573543
Mg 279.078	8421.05	ppb	28.0678	0.3	15235.7
Mn 257.610	859.825	ppb	3.3027	0.4	160987
Mo 202.032	82.7704	ppb	0.2688	0.3	530.660
Na 330.237	7007.62	ppb	214.916	3.1	339.180
Ni 231.604	84.5726	ppb	1.3307	1.6	177.205
Pb 220.353	84.0945	ppb	0.9120	1.1	121.834
Sb 206.834	82.2599	ppb	5.6169	6.8	70.6585
Se 196.026	78.2650	ppb	5.3184	6.8	34.4444
Sn 189.925	77.3154	ppb	0.9242	1.2	69.7941
Sr 216.596	90.5816	ppb	0.6655	0.7	822.834
Ti 334.941	84.9844	ppb	0.2781	0.3	22288.6
Tl 190.794	22.5301	ppb	2.8856	12.8	13.1185
V 292.401	84.3720	ppb	0.4580	0.5	2237.23
Zn 206.200	76.8922	ppb	1.2884	1.7	212.802

E03152013.vvq. All Data Report 3/16/2013, 9:03:24 AM

660-53108-d-1-a (Samp) 3/15/2013, 5:46:10 PM Rack 2, Tube 9
 Weight: 1 Volume: 1 Dilution: 1

Label	Replicates Concentration		
Ag 328.068	-5.4715u	-5.1637u	-5.9814u
Al 308.215	8.2862	11.7074	10.3172
As 188.980	-2.1996u	-5.7748u	-8.3635u
B 249.678	757.147	763.608	765.379
Ba 389.178	6.7600	6.6834	6.7144
Be 313.042	0.0740u	0.0931	0.0850
Ca 370.602	139989	140148	139747
Cd 226.502	0.3823	0.1375u	0.6789
Co 228.615	0.4312	-0.1198u	0.2722
Cr 267.716	-0.0371	0.3880	0.7728
Cu 324.754	-0.0500u	0.1684	0.3746
Fe 271.441	15.1051	9.1730	13.8939
K 766.491	68269.2x	68509.6x	68466.5x
Mg 279.078	197781	197871	197678
Mn 257.610	-4.3949	-4.3548	-4.4023
Mo 202.032	-0.2509u	-0.6749u	-0.9874u
Na 330.237	1569125x	1571960x	1575557x
Ni 231.604	2.3079	1.6036	2.8859
Pb 220.353	-0.7784u	0.5102	-0.7605u
Sb 206.834	-1.7225u	2.6588	7.0808
Se 196.026	9.6725	4.6247	3.6432
Sn 189.925	-0.2420	-3.0482u	0.6627
Sr 216.596	15181.7x	15190.5x	15143.2x
Ti 334.941	-2.5044	-2.5929	-2.4983
Tl 190.794	2.6282	4.0010	-0.6953u
V 292.401	0.4684	0.0908u	-0.0185u
Zn 206.200	5.0042	2.1168	3.3617

Label	Sol'n Conc.	Units	SD	%RSD	Int. (c/s)
Ag 328.068	-5.5389b	ppb	0.4130	7.5	-918.239
Al 308.215	10.1036b	ppb	1.7206	17.0	271.380
As 188.980	-5.4460b	ppb	3.0951	56.8	-2.8984
B 249.678	762.044b	ppb	4.3330	0.6	5854.27
Ba 389.178	6.7192b	ppb	0.0385	0.6	667.226
Be 313.042	0.0840b	ppb	0.0096	11.4	-216.517
Ca 370.602	139961b	ppb	201.8	0.1	465486
Cd 226.502	0.3996b	ppb	0.2711	67.9	14.0046
Co 228.615	0.1945b	ppb	0.2836	145.8	18.5190
Cr 267.716	0.3746b	ppb	0.4051	108.2	32.3954
Cu 324.754	0.1643b	ppb	0.2123	129.2	131.304
Fe 271.441	12.7240b	ppb	3.1343	24.6	24.5886
K 766.491	68415.1xb	ppb	128.177	0.2	4756461
Mg 279.078	197777b	ppb	96.7199	0.0	357151
Mn 257.610	-4.3840b	ppb	0.0256	0.6	129.860
Mo 202.032	-0.6377b	ppb	0.3696	58.0	3.3975
Na 330.237	1572214xb	ppb	3223.26	0.2	74810.6
Ni 231.604	2.2658b	ppb	0.6422	28.3	4.6008
Pb 220.353	-0.3429b	ppb	0.7388	215.5	0.0777
Sb 206.834	2.6724b	ppb	4.4017	164.7	1.5864
Se 196.026	5.9801b	ppb	3.2351	54.1	1.7858
Sn 189.925	-0.8758b	ppb	1.9349	220.9	-0.4670
Sr 216.596	15171.8xb	ppb	25.1803	0.2	136391
Ti 334.941	-2.5319b	ppb	0.0530	2.1	-31.3755
Tl 190.794	1.9780b	ppb	2.4147	122.1	-0.0237
V 292.401	0.1802b	ppb	0.2554	141.7	-9.0038
Zn 206.200	3.4943b	ppb	1.4483	41.4	63941

E03152013.vvq. All Data Report 3/16/2013, 9:03:24 AM

660-53108-d-1-aSD^5 (Samp) 3/15/2013, 5:53:01 PM Rack 2, Tube 10

Weight: 1

Volume: 1

Dilution: 1

Label	Replicates Concentration		
Ag 328.068	-0.4747u	-2.3290u	-2.0657u
Al 308.215	-0.5168u	1.6067	4.4020
As 188.980	1.1855	6.6117	0.9506
B 249.678	156.185	157.898	156.190
Ba 389.178	0.1384	-0.9079	-0.9466
Be 313.042	0.0094u	0.0015u	0.0100u
Ca 370.602	28381	28316	28362
Cd 226.502	0.2348	0.0818	0.1668
Co 228.615	-0.4507u	0.1997	-0.2456u
Cr 267.716	0.3373	-0.0644	0.2777
Cu 324.754	0.2509	0.2539	0.3230
Fe 271.441	5.5296	8.5408	11.5158
K 766.491	10850.6	10740.7	10710.0
Mg 279.078	39525.2	39474.5	39494.4
Mn 257.610	-0.8896	-0.7260	-0.7685
Mo 202.032	-0.2274u	0.1803	-0.8845u
Na 330.237	301220x	299688x	299515x
Ni 231.604	1.1561	4.8965	2.6059
Pb 220.353	-0.7453u	-0.3353u	-0.6240u
Sb 206.834	1.7064	4.4034	-4.5992u
Se 196.026	10.6358	5.9840	12.6554
Sn 189.925	-1.2238u	-0.7577u	0.7861
Sr 216.596	3179.59	3181.68	3183.97
Ti 334.941	-0.4678	-0.5139	-0.4507
Tl 190.794	3.5150	4.8819	-6.9010u
V 292.401	0.1340	0.0232u	0.1542
Zn 206.200	0.0677	0.2114	1.6499

Label	Sol'n Conc.	Units	SD	%RSD	Int. (c/s)
Ag 328.068	-1.6231b	ppb	1.0032	61.8	-287.617
Al 308.215	1.8306b	ppb	2.4670	134.8	231.216
As 188.980	2.9159b	ppb	3.2028	109.8	1.6652
B 249.678	156.758b	ppb	0.9877	0.6	1231.70
Ba 389.178	-0.5720b	ppb	0.6155	107.6	73.3578
Be 313.042	0.0070b	ppb	0.0048	68.3	-243.792
Ca 370.602	28353b	ppb	33.59	0.1	94347
Cd 226.502	0.1612b	ppb	0.0767	47.6	10.6908
Co 228.615	-0.1655b	ppb	0.3325	200.8	14.2943
Cr 267.716	0.1835b	ppb	0.2167	118.1	7.4815
Cu 324.754	0.2759b	ppb	0.0408	14.8	136.658
Fe 271.441	8.5287b	ppb	2.9931	35.1	18.5952
K 766.491	10767.1b	ppb	73.9386	0.7	749117
Mg 279.078	39498.0b	ppb	25.5513	0.1	71359.6
Mn 257.610	-0.7947b	ppb	0.0849	10.7	59.6535
Mo 202.032	-0.3105b	ppb	0.5373	173.0	5.4675
Na 330.237	300141xb	ppb	938.625	0.3	14289.1
Ni 231.604	2.8861b	ppb	1.8859	65.3	5.9004
Pb 220.353	-0.5682b	ppb	0.2106	37.1	-0.2478
Sb 206.834	0.5035b	ppb	4.6203	917.6	-0.2952
Se 196.026	9.7584b	ppb	3.4211	35.1	3.4802
Sn 189.925	-0.3985b	ppb	1.0520	264.0	-0.5708
Sr 216.596	3181.74b	ppb	2.1914	0.1	28609.9
Ti 334.941	-0.4775b	ppb	0.0327	6.9	-70.2611
Tl 190.794	0.4986b	ppb	6.4446	1292.4	-1.0523
V 292.401	0.1038b	ppb	0.0705	67.9	-3.2668
Zn 206.200	0.6430b	ppb	0.8750	136.1	2.2535

E03152013.vvq. All Data Report 3/16/2013, 9:03:24 AM

660-53108-d-1-aPDS (Samp) 3/15/2013, 5:58:38 PM Rack 2, Tube 11
 Weight: 1 Volume: 1 Dilution: 1

Label	Replicates Concentration		
Ag 328.068	52.9337	53.0960	52.5611
Al 308.215	2197.91	2196.63	2205.56
As 188.980	2477.01	2503.80	2480.48
B 249.678	1929.33	1943.67	1949.21
Ba 389.178	2116.03	2125.24	2123.15
Be 313.042	53.2316	53.2781	53.2588
Ca 370.602	148697	148493	148655
Cd 226.502	53.9010	54.1138	53.4133
Co 228.615	515.302	522.602	521.034
Cr 267.716	212.911	213.735	213.252
Cu 324.754	271.117	270.498	270.190
Fe 271.441	1032.73	1046.54	1038.35
K 766.491	77431.1x	77590.0x	77200.6x
Mg 279.078	208124	208376	208809
Mn 257.610	534.859	535.404	536.878
Mo 202.032	532.243	533.356	535.987
Na 330.237	1613010x	1616859x	1615709x
Ni 231.604	525.102	528.162	529.235
Pb 220.353	525.236	527.563	522.649
Sb 206.834	586.880	585.586	585.655
Se 196.026	2280.48	2273.57	2277.17
Sn 189.925	1034.37	1046.54	1039.74
Sr 216.596	16108.8x	16086.7x	16121.5x
Ti 334.941	1064.87	1063.39	1063.47
Tl 190.794	2064.45	2082.86	2073.71
V 292.401	527.020	527.679	527.542
Zn 206.200	521.539	524.282	533.253

Label	Sol'n Conc.	Units	SD	%RSD	Int. (c/s)
Ag 328.068	52.8636b	ppb	0.2742	0.5	2456.79
Al 308.215	2200.03b	ppb	4.8256	0.2	10971.3
As 188.980	2487.10b	ppb	14.5698	0.6	1649.57
B 249.678	1940.74b	ppb	10.2592	0.5	14854.9
Ba 389.178	2121.48b	ppb	4.8279	0.2	50623.1
Be 313.042	53.2561b	ppb	0.0234	0.0	95870.9
Ca 370.602	148615b	ppb	107.6	0.1	494391
Cd 226.502	53.8094b	ppb	0.3591	0.7	1723.93
Co 228.615	519.646b	ppb	3.8427	0.7	6027.42
Cr 267.716	213.299b	ppb	0.4136	0.2	8100.36
Cu 324.754	270.601b	ppb	0.4723	0.2	13082.4
Fe 271.441	1039.21b	ppb	6.9450	0.7	1570.64
K 766.491	77407.3xb	ppb	195.810	0.3	5381542
Mg 279.078	208437b	ppb	346.647	0.2	376390
Mn 257.610	535.714b	ppb	1.0445	0.2	101255
Mo 202.032	533.862b	ppb	1.9227	0.4	3384.65
Na 330.237	1615193xb	ppb	1975.83	0.1	76844.0
Ni 231.604	527.500b	ppb	2.1445	0.4	1105.16
Pb 220.353	525.149b	ppb	2.4579	0.5	756.700
Sb 206.834	586.040b	ppb	0.7276	0.1	500.443
Se 196.026	2277.07b	ppb	3.4552	0.2	1020.47
Sn 189.925	1040.22b	ppb	6.1009	0.6	943.821
Sr 216.596	16105.7xb	ppb	17.5918	0.1	144763
Ti 334.941	1063.91b	ppb	0.8328	0.1	280390
Tl 190.794	2073.68b	ppb	9.2067	0.4	1440.90
V 292.401	527.414b	ppb	0.3478	0.1	14021.1
Zn 206.200	526.358b	ppb	6.1267	1.2	765.505

E03152013.vvq. All Data Report 3/16/2013, 9:03:24 AM

660-53108-d-1-b ms (Samp) 3/15/2013, 6:04:05 PM Rack 2, Tube 12

Weight: 1

Volume: 1

Dilution: 1

Label	Replicates Concentration		
Ag 328.068	19.0661	17.9366	18.6374
Al 308.215	2210.07	2210.67	2216.19
As 188.980	34.1668	37.4117	28.8522
B 249.678	849.913	858.154	864.219
Ba 389.178	49.8149	47.9677	51.2679
Be 313.042	21.7011	21.6980	21.7306
Ca 370.602	140222	140371	140485
Cd 226.502	21.6343	21.7076	21.5449
Co 228.615	20.9616	21.0727	20.3980
Cr 267.716	42.1507	42.1897	42.4371
Cu 324.754	44.6875	44.5310	44.2736
Fe 271.441	2090.21	2079.41	2079.11
K 766.491	70434.9x	70713.9x	71062.3x
Mg 279.078	197488	197803	198043
Mn 257.610	215.200	215.383	216.038
Mo 202.032	42.9424	41.9985	42.0759
Na 330.237	1551766x	1558532x	1560514x
Ni 231.604	42.2913	44.9239	44.2408
Pb 220.353	22.6896	23.2851	20.0766
Sb 206.834	14.1967	15.0863	20.3026
Se 196.026	15.3173	15.7433	15.0835
Sn 189.925	6.3287	10.6524	11.2926
Sr 216.596	15031.1x	15045.9x	15036.9x
Ti 334.941	37.4500	37.4257	37.5918
Tl 190.794	17.5183	17.6580	12.6546
V 292.401	42.5271	42.8882	43.1971
Zn 206.200	46.0368	44.2355	44.1518

Label	Sol'n Conc.	Units	SD	%RSD	Int. (c/s)
Ag 328.068	18.5467b	ppb	0.5702	3.1	488.787
Al 308.215	2212.31b	ppb	3.3727	0.2	10984.0
As 188.980	33.4769b	ppb	4.3212	12.9	22.8769
B 249.678	857.429b	ppb	7.1803	0.8	6581.11
Ba 389.178	49.6835b	ppb	1.6540	3.3	1684.63
Be 313.042	21.7099b	ppb	0.0180	0.1	38898.7
Ca 370.602	140359b	ppb	131.8	0.1	466646
Cd 226.502	21.6289b	ppb	0.0815	0.4	697.241
Co 228.615	20.8108b	ppb	0.3618	1.7	256.279
Cr 267.716	42.2592b	ppb	0.1553	0.4	1620.01
Cu 324.754	44.4974b	ppb	0.2090	0.5	2254.20
Fe 271.441	2082.91b	ppb	6.3199	0.3	2997.13
K 766.491	70737.0xb	ppb	314.309	0.4	4917868
Mg 279.078	197778b	ppb	278.514	0.1	357149
Mn 257.610	215.541b	ppb	0.4408	0.2	41290.4
Mo 202.032	42.3389b	ppb	0.5240	1.2	275.180
Na 330.237	1556937xb	ppb	4587.13	0.3	74082.6
Ni 231.604	43.8187b	ppb	1.3661	3.1	91.7030
Pb 220.353	22.0171b	ppb	1.7067	7.8	32.2555
Sb 206.834	16.5285b	ppb	3.2986	20.0	13.5635
Se 196.026	15.3814b	ppb	0.3345	2.2	6.0627
Sn 189.925	9.4246b	ppb	2.7001	28.6	8.8699
Sr 216.596	15038.0xb	ppb	7.4342	0.0	135187
Ti 334.941	37.4892b	ppb	0.0897	0.2	10491.7
Tl 190.794	15.9436b	ppb	2.8492	17.9	9.4023
V 292.401	42.8708b	ppb	0.3353	0.8	1125.01
Zn 206.200	44.8080b	ppb	1.0649	2.4	663046

E03152013.vvq. All Data Report 3/16/2013, 9:03:24 AM

Cont Calib Verif (CCV) 3/15/2013, 6:09:31 PM Rack 2, Tube 13
 Weight: 1 Volume: 1 Dilution: 1

Label	Replicates Concentration		
Ag 328.068	505.404	512.214	512.320
Al 308.215	5073.86	5090.18	5095.03
As 188.980	469.491	478.900	473.412
B 249.678	2581.04	2605.96	2617.76
Ba 389.178	4959.09	4970.15	4981.69
Be 313.042	492.359	493.237	494.801
Ca 370.602	4991	4991	5003
Cd 226.502	497.691	499.081	499.145
Co 228.615	490.516	489.914	493.588
Cr 267.716	5024.31	5037.19	5038.95
Cu 324.754	4856.08	4934.50	4968.38
Fe 271.441	5019.64	5040.10	5042.28
K 766.491	9543.22	9579.17	9623.55
Mg 279.078	4978.62	4982.40	5000.20
Mn 257.610	5043.63	5057.76	5054.70
Mo 202.032	504.028	504.076	504.621
Na 330.237	6992.58	7705.35	7351.86
Ni 231.604	2527.75	2527.95	2534.13
Pb 220.353	500.021	501.391	499.400
Sb 206.834	964.813	968.163	976.560
Se 196.026	4868.17	4860.06	4921.31
Sn 189.925	4938.32	4987.04	4989.07
Sr 216.596	2552.59	2554.97	2556.31
Ti 334.941	496.511	497.902	498.434
Tl 190.794	5068.56	5088.04	5106.27
V 292.401	4925.52	4929.91	4950.42
Zn 206.200	2426.86	2433.25	2430.18

Label	Sol'n Conc.	Units	SD	%RSD	Int. (c/s)	QC Value
Ag 328.068	509.980	ppb	3.9625	0.8	29570.3	101.99590
Al 308.215	5086.36	ppb	11.0927	0.2	24936.6	101.72718
As 188.980	473.934	ppb	4.7259	1.0	313.546	94.78685
B 249.678	2601.59	ppb	18.7468	0.7	19898.6	104.06350
Ba 389.178	4970.31	ppb	11.3004	0.2	117347	99.40619
Be 313.042	493.466	ppb	1.2369	0.3	892202	98.69312
Ca 370.602	4995	ppb	6.669	0.1	16526	99.90247
Cd 226.502	498.639	ppb	0.8211	0.2	15960.7	99.72778
Co 228.615	491.339	ppb	1.9706	0.4	5699.63	98.26786
Cr 267.716	5033.48	ppb	7.9891	0.2	190702	100.66963
Cu 324.754	4919.66	ppb	57.6023	1.2	235524	98.39310
Fe 271.441	5034.00	ppb	12.4875	0.2	7331.45	100.68008
K 766.491	9581.98	ppb	40.2375	0.4	666732	95.81982
Mg 279.078	4987.07	ppb	11.5252	0.2	8975.91	99.74141
Mn 257.610	5052.03	ppb	7.4301	0.1	945482	101.04062
Mo 202.032	504.242	ppb	0.3294	0.1	3189.81	100.84832
Na 330.237	7349.93	ppb	356.386	4.8	337.371	97.99904
Ni 231.604	2529.94	ppb	3.6284	0.1	5301.00	101.19778
Pb 220.353	500.271	ppb	1.0185	0.2	721.929	100.05418
Sb 206.834	969.845	ppb	6.0515	0.6	875.351	38.79380Q
Se 196.026	4883.18	ppb	33.2673	0.7	2190.31	97.66357
Sn 189.925	4971.48	ppb	28.7329	0.6	4508.78	99.42951
Sr 216.596	2554.62	ppb	1.8862	0.1	22922.1	102.18493
Ti 334.941	497.615	ppb	0.9930	0.2	130758	99.52307
Tl 190.794	5087.62	ppb	18.8538	0.4	3534.50	101.75248
V 292.401	4935.28	ppb	13.2880	0.3	131856	98.70568
Zn 206.200	2430.10	ppb	3.1962	0.1	2518.07	97.20393

E03152013.vvq. All Data Report 3/16/2013, 9:03:24 AM

Cont Calib Blank (CCB) 3/15/2013, 6:15:06 PM Rack 2, Tube 14
 Weight: 1 Volume: 1 Dilution: 1

Label	Replicates Concentration		
Ag 328.068	1.6026	1.1681	0.8906
Al 308.215	-4.4027u	-3.7841u	-3.7407u
As 188.980	0.0500	1.7549	-3.3095u
B 249.678	25.5064	24.2398	20.0572
Ba 389.178	-0.3409u	0.3069	0.6610
Be 313.042	0.0528	0.0482	0.0481
Ca 370.602	-13.23u	-16.55u	-18.24u
Cd 226.502	0.0586	-0.0291u	-0.2057u
Co 228.615	-0.3901u	-0.1330u	-0.0534u
Cr 267.716	0.7400	0.6302	0.5414
Cu 324.754	0.8993	0.2151	-0.0461u
Fe 271.441	1.1602	-2.4076u	-6.3276u
K 766.491	-4.3141u	-4.4328u	-4.4034u
Mg 279.078	-9.0896u	-9.2680u	-10.1888u
Mn 257.610	0.5855	0.5456	0.5481
Mo 202.032	1.3336	0.2894	0.6666
Na 330.237	-99.8965u	-296.940u	-285.018u
Ni 231.604	0.8470	2.2668	0.9212
Pb 220.353	-0.8301u	0.6334	0.6593
Sb 206.834	5.2215	-1.0109u	3.6619
Se 196.026	-1.3097u	2.5332	7.3591
Sn 189.925	0.9172	0.5619	2.0757
Sr 216.596	0.5822	1.0674	0.4129
Ti 334.941	0.1941	0.1541	0.1720
Tl 190.794	5.3312	-1.6615u	0.9713
V 292.401	0.7842	0.9110	0.3559
Zn 206.200	-0.1177u	1.5088	-0.0311u

Label	Sol'n Conc.	Units	SD	%RSD	Int. (c/s)	QC Value
Ag 328.068	1.2205	ppb	0.3589	29.4	-13.9777	1.22045
Al 308.215	-3.9758	ppb	0.3703	9.3	203.057	-3.97583
As 188.980	-0.5015	ppb	2.5768	513.8	-0.8516	-0.50154
B 249.678	23.2678	ppb	2.8517	12.3	212.250	23.26780
Ba 389.178	0.2090	ppb	0.5081	243.1	-13.7266	0.20902
Be 313.042	0.0497	ppb	0.0027	5.4	-140.941	0.04968
Ca 370.602	-16.00	ppb	2.544	15.9	8.149	-16.00488
Cd 226.502	-0.0587	ppb	0.1347	229.3	4.6359	-0.05872
Co 228.615	-0.1922	ppb	0.1760	91.6	13.9567	-0.19217
Cr 267.716	0.6372	ppb	0.0995	15.6	20.4931	0.63717
Cu 324.754	0.3561	ppb	0.4882	137.1	140.507	0.35612
Fe 271.441	-2.5250	ppb	3.7453	148.3	2.7348	-2.52501
K 766.491	-4.3834	ppb	0.0618	1.4	345.285	-4.38345
Mg 279.078	-9.5155	ppb	0.5899	6.2	24.0093	-9.51548
Mn 257.610	0.5597	ppb	0.0224	4.0	127.413	0.55974
Mo 202.032	0.7632	ppb	0.5288	69.3	12.2614	0.76322
Na 330.237	-227.285	ppb	110.482	48.6	-1.4890	-227.28479
Ni 231.604	1.3450	ppb	0.7992	59.4	2.6711	1.34500
Pb 220.353	0.1542	ppb	0.8525	552.9	0.7933	0.15418
Sb 206.834	2.6242	ppb	3.2432	123.6	1.5265	2.62416
Se 196.026	2.8609	ppb	4.3436	151.8	0.3867	2.86088
Sn 189.925	1.1850	ppb	0.7916	66.8	0.7376	1.18495
Sr 216.596	0.6875	ppb	0.3397	49.4	14.7764	0.68747
Ti 334.941	0.1734	ppb	0.0200	11.6	-45.3076	0.17337
Tl 190.794	1.5470	ppb	3.5317	228.3	-0.3230	1.54699
V 292.401	0.6837	ppb	0.2908	42.5	13.9412	0.68370
Zn 206.200	0.4533	ppb	0.9151	201.8	281.9772	0.45334

E03152013.vvq. All Data Report 3/16/2013, 9:03:24 AM

660-53108-d-1-c msd (Samp) 3/15/2013, 6:20:31 PM Rack 2, Tube 15

Weight: 1

Volume: 1

Dilution: 1

Label	Replicates Concentration		
Ag 328.068	18.5678	18.5717	18.5554
Al 308.215	2240.20	2238.23	2230.23
As 188.980	37.8145	42.5011	39.6584
B 249.678	852.647	856.606	860.217
Ba 389.178	47.8893	49.1281	49.5584
Be 313.042	21.8747	21.8967	21.8094
Ca 370.602	141103	141214	141039
Cd 226.502	22.2203	22.1600	21.5194
Co 228.615	20.2767	20.7812	20.4148
Cr 267.716	42.3932	42.9245	42.8993
Cu 324.754	44.4971	44.3582	43.8075
Fe 271.441	2121.96	2110.73	2105.94
K 766.491	70654.9x	70615.5x	70478.7x
Mg 279.078	199405	199500	198691
Mn 257.610	218.141	218.111	217.238
Mo 202.032	40.7900	41.9701	42.0919
Na 330.237	1566201x	1568324x	1559476x
Ni 231.604	44.2496	45.6120	42.9381
Pb 220.353	19.6440	20.7527	18.6629
Sb 206.834	20.1523	8.9939	13.6347
Se 196.026	12.5813	24.9953	19.9923
Sn 189.925	21.0255	13.8062	17.1369
Sr 216.596	15150.8x	15183.5x	15131.0x
Ti 334.941	38.2178	38.2278	38.1054
Tl 190.794	23.8370	24.8851	9.9578
V 292.401	42.9929	43.5143	42.7039
Zn 206.200	43.6913	45.3761	44.0655

Label	Sol'n Conc.	Units	SD	%RSD	Int. (c/s)
Ag 328.068	18.5650b	ppb	0.0085	0.0	485.573
Al 308.215	2236.22b	ppb	5.2822	0.2	11100.2
As 188.980	39.9913b	ppb	2.3609	5.9	27.2038
B 249.678	856.490b	ppb	3.7861	0.4	6573.91
Ba 389.178	48.8586b	ppb	0.8666	1.8	1669.05
Be 313.042	21.8603b	ppb	0.0454	0.2	39170.1
Ca 370.602	141119b	ppb	88.81	0.1	469169
Cd 226.502	21.9666b	ppb	0.3884	1.8	708.077
Co 228.615	20.4909b	ppb	0.2607	1.3	252.617
Cr 267.716	42.7390b	ppb	0.2998	0.7	1638.31
Cu 324.754	44.2209b	ppb	0.3648	0.8	2240.96
Fe 271.441	2112.88b	ppb	8.2237	0.4	3040.02
K 766.491	70583.0xb	ppb	92.4814	0.1	4907163
Mg 279.078	199199b	ppb	442.163	0.2	359715
Mn 257.610	217.830b	ppb	0.5128	0.2	41725.7
Mo 202.032	41.6173b	ppb	0.7190	1.7	270.612
Na 330.237	1564667xb	ppb	4619.15	0.3	74450.4
Ni 231.604	44.2666b	ppb	1.3370	3.0	92.6419
Pb 220.353	19.6865b	ppb	1.0456	5.3	28.8952
Sb 206.834	14.2603b	ppb	5.6055	39.3	11.6236
Se 196.026	19.1896b	ppb	6.2458	32.5	7.7714
Sn 189.925	17.3229b	ppb	3.6132	20.9	16.0370
Sr 216.596	15155.1xb	ppb	26.5087	0.2	136240
Ti 334.941	38.1837b	ppb	0.0679	0.2	10679.8
Tl 190.794	19.5600b	ppb	8.3322	42.6	11.9147
V 292.401	43.0703b	ppb	0.4107	1.0	1130.39
Zn 206.200	44.3776b	ppb	0.8847	2.0	65.6777

E03152013.vvq. All Data Report 3/16/2013, 9:03:24 AM

660-53108-c-2-a (Samp) 3/15/2013, 6:26:07 PM Rack 2, Tube 16
 Weight: 1 Volume: 1 Dilution: 1

Label	Replicates Concentration		
Ag 328.068	-5.9702u	-6.4223u	-5.4332u
Al 308.215	11.5706	6.6553	13.8978
As 188.980	-3.6447u	-3.9601u	-3.9178u
B 249.678	583.393	583.913	586.023
Ba 389.178	9.7297	8.8731	9.4991
Be 313.042	0.0552u	0.0625	0.0538u
Ca 370.602	134031	134332	134574
Cd 226.502	0.0976u	-0.0061u	0.3646
Co 228.615	0.4334	0.0491	-0.1997u
Cr 267.716	0.0033	0.0317	0.1218
Cu 324.754	0.5816	0.5108	0.4334
Fe 271.441	7.4330	2.8164	4.9266
K 766.491	54850.7x	54635.1x	54549.2x
Mg 279.078	179782	180057	180039
Mn 257.610	-4.3924	-4.4167	-4.4264
Mo 202.032	-0.0505u	-0.8535u	-1.3982u
Na 330.237	1265974x	1273246x	1266960x
Ni 231.604	4.2264	1.8387	3.0056
Pb 220.353	4.3617	-0.6892u	0.7651
Sb 206.834	-2.3506u	2.6578	-4.5342u
Se 196.026	5.7356	11.8109	2.4827
Sn 189.925	2.1084	2.6149	-4.0667u
Sr 216.596	16278.0x	16332.8x	16367.8x
Ti 334.941	-2.2617	-2.2844	-2.3924
Tl 190.794	-11.5070u	0.0323	2.5374
V 292.401	0.1584u	-0.2776u	-0.0053u
Zn 206.200	4.9295	3.0246	4.2260

Label	Sol'n Conc.	Units	SD	%RSD	Int. (c/s)
Ag 328.068	-5.9419b	ppb	0.4951	8.3	-981.623
Al 308.215	10.7079b	ppb	3.6975	34.5	274.302
As 188.980	-3.8408b	ppb	0.1712	4.5	-1.8809
B 249.678	584.443b	ppb	1.3925	0.2	4497.93
Ba 389.178	9.3673b	ppb	0.4432	4.7	682.166
Be 313.042	0.0572b	ppb	0.0047	8.1	-232.187
Ca 370.602	134312b	ppb	272.0	0.2	446701
Cd 226.502	0.1520b	ppb	0.1912	125.8	7.3286
Co 228.615	0.0942b	ppb	0.3190	338.5	17.3547
Cr 267.716	0.0522b	ppb	0.0619	118.5	15.9702
Cu 324.754	0.5086b	ppb	0.0741	14.6	147.776
Fe 271.441	5.0587b	ppb	2.3111	45.7	13.5918
K 766.491	54678.3xb	ppb	155.326	0.3	3801563
Mg 279.078	179959b	ppb	153.890	0.1	324979
Mn 257.610	-4.4118b	ppb	0.0175	0.4	41.7405
Mo 202.032	-0.7674b	ppb	0.6780	88.4	2.5772
Na 330.237	1268727xb	ppb	3944.53	0.3	60371.6
Ni 231.604	3.0235b	ppb	1.1940	39.5	6.1884
Pb 220.353	1.4792b	ppb	2.6000	175.8	2.7054
Sb 206.834	-1.4090b	ppb	3.6873	261.7	-1.9345
Se 196.026	6.6764b	ppb	4.7347	70.9	2.0979
Sn 189.925	0.2189b	ppb	3.7200	1699.6	0.4074
Sr 216.596	16326.2xb	ppb	45.2308	0.3	146767
Ti 334.941	-2.3128b	ppb	0.0699	3.0	-27.5370
Tl 190.794	-2.9791b	ppb	7.4908	251.4	-3.4718
V 292.401	-0.0415b	ppb	0.2203	530.6	-12.7641
Zn 206.200	4.0600b	ppb	0.9632	23.7	27.2182

E03152013.vvq. All Data Report 3/16/2013, 9:03:24 AM

660-53108-d-3-a (Samp) 3/15/2013, 6:31:32 PM Rack 2, Tube 17

Weight: 1

Volume: 1

Dilution: 1

Label	Replicates Concentration		
Ag 328.068	-5.3420u	-5.8226u	-5.4451u
Al 308.215	65.1180	67.2314	69.3734
As 188.980	-5.3765u	1.8621	4.2352
B 249.678	756.271	762.539	765.785
Ba 389.178	6.5513	7.2559	6.9694
Be 313.042	0.0720u	0.0730u	0.0575u
Ca 370.602	142509	141976	142022
Cd 226.502	0.4426	0.0993u	0.2935
Co 228.615	0.5856	-0.1003u	0.5439
Cr 267.716	0.0610	-0.0006	0.2086
Cu 324.754	0.3314	0.4502	0.2860
Fe 271.441	56.1716	47.0610	55.5001
K 766.491	70143.2x	70126.0x	69978.6x
Mg 279.078	195801	195794	195767
Mn 257.610	-4.1157	-4.0858	-4.0878
Mo 202.032	0.8665	0.0173	-0.2703u
Na 330.237	1677264x	1668491x	1650565x
Ni 231.604	-0.9079u	3.4192	-0.6483u
Pb 220.353	2.6270	1.2930	0.4700
Sb 206.834	-0.2991u	4.2712	2.5410
Se 196.026	24.8080	8.9909	20.6889
Sn 189.925	-2.0949u	2.3647	1.4768
Sr 216.596	14578.8x	14503.3x	14543.0x
Ti 334.941	-0.8747	-0.8579	-0.9319
Tl 190.794	3.9926	-2.1313u	-8.5917u
V 292.401	1.0361	0.5183	0.0319u
Zn 206.200	3.1122	1.6717	2.5261

Label	Sol'n Conc.	Units	SD	%RSD	Int. (c/s)
Ag 328.068	-5.5366b	ppb	0.2530	4.6	-900.809
Al 308.215	67.2409b	ppb	2.1277	3.2	549.315
As 188.980	0.2403b	ppb	5.0069	2083.9	0.8953
B 249.678	761.532b	ppb	4.8366	0.6	5850.32
Ba 389.178	6.9255b	ppb	0.3544	5.1	666.993
Be 313.042	0.0675b	ppb	0.0087	12.8	-255.885
Ca 370.602	142169b	ppb	295.6	0.2	472824
Cd 226.502	0.2785b	ppb	0.1721	61.8	9.7691
Co 228.615	0.3431b	ppb	0.3845	112.1	20.2443
Cr 267.716	0.0897b	ppb	0.1075	119.9	22.9069
Cu 324.754	0.3559b	ppb	0.0848	23.8	140.506
Fe 271.441	52.9109b	ppb	5.0773	9.6	82.2236
K 766.491	70082.6xb	ppb	90.4536	0.1	4872376
Mg 279.078	195787b	ppb	17.9483	0.0	353558
Mn 257.610	-4.0964b	ppb	0.0167	0.4	174.238
Mo 202.032	0.2045b	ppb	0.5911	289.1	8.7241
Na 330.237	1665441xb	ppb	13608.4	0.8	79246.0
Ni 231.604	0.6210b	ppb	2.4268	390.8	1.1552
Pb 220.353	1.4633b	ppb	1.0886	74.4	2.6798
Sb 206.834	2.1710b	ppb	2.3075	106.3	1.1394
Se 196.026	18.1626b	ppb	8.2056	45.2	7.2498
Sn 189.925	0.5822b	ppb	2.3605	405.4	0.8924
Sr 216.596	14541.7xb	ppb	37.7476	0.3	130728
Ti 334.941	-0.8882b	ppb	0.0387	4.4	385.808
Tl 190.794	-2.2435b	ppb	6.2929	280.5	-2.9626
V 292.401	0.5287b	ppb	0.5022	95.0	-0.5171
Zn 206.200	2.4367b	ppb	0.7244	29.7	4.8591

E03152013.wvq. All Data Report 3/16/2013, 9:03:24 AM

660-53108-c-4-a (Samp) 3/15/2013, 6:36:57 PM Rack 2, Tube 18
 Weight: 1 Volume: 1 Dilution: 1

Label	Replicates Concentration		
Ag 328.068	-4.9886u	-6.2714u	-5.6619u
Al 308.215	9.9827	6.4290	13.4812
As 188.980	-3.2404u	-10.0867u	-1.4186
B 249.678	735.669	736.641	738.115
Ba 389.178	8.0653	6.7091	8.0988
Be 313.042	0.0491u	0.0655u	0.0606u
Ca 370.602	135067	135218	134792
Cd 226.502	0.1654	-0.0586u	0.1888
Co 228.615	-0.0289u	-1.1230u	-0.2050u
Cr 267.716	-0.6139u	-0.4073	0.0749
Cu 324.754	0.1396	0.2463	0.1977
Fe 271.441	3.3030	10.5709	0.0783
K 766.491	67051.5x	67196.3x	67259.1x
Mg 279.078	187458	187448	186976
Mn 257.610	-4.2198	-4.1514	-4.1791
Mo 202.032	0.1749	0.0108	0.2693
Na 330.237	1547865x	1538349x	1536409x
Ni 231.604	0.1379	4.5873	-0.2799u
Pb 220.353	-0.2549u	3.2978	-1.9653u
Sb 206.834	-2.3734u	5.0730	0.7545
Se 196.026	3.3137	17.9776	3.2910
Sn 189.925	-0.7640u	-2.3426u	-1.3200u
Sr 216.596	15740.7x	15770.1x	15700.9x
Ti 334.941	-2.4294	-2.5140	-2.3829
Tl 190.794	7.3692	1.5031	4.5812
V 292.401	0.3008u	0.3190u	-0.1152u
Zn 206.200	1.2471	-1.1196u	2.7464

Label	Sol'n Conc.	Units	SD	%RSD	Int. (c/s)
Ag 328.068	-5.6406b	ppb	0.6417	11.4	-943.851
Al 308.215	9.9643b	ppb	3.5261	35.4	270.788
As 188.980	-4.9152b	ppb	4.5703	93.0	-2.5885
B 249.678	736.809b	ppb	1.2316	0.2	5661.55
Ba 389.178	7.6244b	ppb	0.7929	10.4	660.382
Be 313.042	0.0584b	ppb	0.0084	14.4	-260.637
Ca 370.602	135026b	ppb	215.8	0.2	449074
Cd 226.502	0.0986b	ppb	0.1366	138.6	4.4051
Co 228.615	-0.4523b	ppb	0.5875	129.9	11.0183
Cr 267.716	-0.3155b	ppb	0.3535	112.1	5.8092
Cu 324.754	0.1945b	ppb	0.0534	27.5	132.769
Fe 271.441	4.6507b	ppb	5.3746	115.6	12.9883
K 766.491	67168.9xb	ppb	106.483	0.2	4669836
Mg 279.078	187294b	ppb	275.652	0.1	338223
Mn 257.610	-4.1834b	ppb	0.0344	0.8	117.553
Mo 202.032	0.1517b	ppb	0.1308	86.2	8.3927
Na 330.237	1540875xb	ppb	6131.14	0.4	73319.6
Ni 231.604	1.4818b	ppb	2.6975	182.1	2.9578
Pb 220.353	0.3592b	ppb	2.6847	747.3	1.0895
Sb 206.834	1.1514b	ppb	3.7391	324.7	0.2590
Se 196.026	8.1941b	ppb	8.4728	103.4	2.7787
Sn 189.925	-1.4756b	ppb	0.8007	54.3	-1.0252
Sr 216.596	15737.2xb	ppb	34.7123	0.2	141473
Ti 334.941	-2.4421b	ppb	0.0664	2.7	-50.3580
Tl 190.794	4.4845b	ppb	2.9342	65.4	1.7201
V 292.401	0.1682b	ppb	0.2456	146.0	-9.3050
Zn 206.200	0.9580b	ppb	1.9491	203.5	2.7114

E03152013.wvq. All Data Report 3/16/2013, 9:03:24 AM

660-53108-e-5-a (Samp) 3/15/2013, 6:42:21 PM Rack 2, Tube 19
 Weight: 1 Volume: 1 Dilution: 1

Label	Replicates Concentration		
Ag 328.068	-4.1241u	-3.9159u	-4.4509u
Al 308.215	9.2739	12.4435	11.1071
As 188.980	3.3878	9.7371	2.4847
B 249.678	950.548	955.392	956.510
Ba 389.178	4.1380	4.3182	3.8890
Be 313.042	0.0971u	0.0821u	0.0810u
Ca 370.602	149288	149604	149422
Cd 226.502	0.2817	0.7204	0.3441
Co 228.615	-0.2243u	-0.6517u	-0.4502u
Cr 267.716	-0.8417u	-0.8087u	-0.3711
Cu 324.754	0.3496	0.1431	0.0255
Fe 271.441	5.5556	-3.0563u	20.0029
K 766.491	84664.6x	84952.4x	85164.0x
Mg 279.078	220404	220445	220196
Mn 257.610	-5.3172	-5.3348	-5.3531
Mo 202.032	-1.3447u	-0.5164u	0.3219
Na 330.237	2021368x	1988562x	1988822x
Ni 231.604	3.1466	2.7281	3.7613
Pb 220.353	-0.6646u	1.9930	3.0286
Sb 206.834	7.2788	2.3067	-1.4681u
Se 196.026	12.8427	4.2179	-3.0047u
Sn 189.925	-0.6744	3.4864	1.8098
Sr 216.596	12478.4x	12492.9x	12485.7x
Ti 334.941	-2.7606	-2.8267	-2.7867
Tl 190.794	3.2442	-1.7846u	-8.1756u
V 292.401	-0.1053u	0.6405	0.6259
Zn 206.200	2.3335	1.8820	0.7266

Label	Sol'n Conc.	Units	SD	%RSD	Int. (c/s)
Ag 328.068	-4.1636b	ppb	0.2697	6.5	-749.174
Al 308.215	10.9415b	ppb	1.5913	14.5	275.457
As 188.980	5.2032b	ppb	3.9523	76.0	4.2475
B 249.678	954.150b	ppb	3.1693	0.3	7321.37
Ba 389.178	4.1151b	ppb	0.2155	5.2	665.716
Be 313.042	0.0867b	ppb	0.0090	10.4	-257.001
Ca 370.602	149438b	ppb	158.7	0.1	496999
Cd 226.502	0.4487b	ppb	0.2373	52.9	13.8012
Co 228.615	-0.4421b	ppb	0.2139	48.4	11.1741
Cr 267.716	-0.6738b	ppb	0.2627	39.0	-1.4108
Cu 324.754	0.1727b	ppb	0.1641	95.0	131.707
Fe 271.441	7.5007b	ppb	11.6520	155.3	17.1469
K 766.491	84927.0xb	ppb	250.664	0.3	5904272
Mg 279.078	220348b	ppb	133.329	0.1	397906
Mn 257.610	-5.3350b	ppb	0.0179	0.3	56.2358
Mo 202.032	-0.5131b	ppb	0.8333	162.4	4.1860
Na 330.237	1999584xb	ppb	18865.5	0.9	95143.6
Ni 231.604	3.2120b	ppb	0.5197	16.2	6.5834
Pb 220.353	1.4524b	ppb	1.9051	131.2	2.6664
Sb 206.834	2.7058b	ppb	4.3871	162.1	1.6058
Se 196.026	4.6853b	ppb	7.9340	169.3	1.2050
Sn 189.925	1.5406b	ppb	2.0934	135.9	1.8924
Sr 216.596	12485.6xb	ppb	7.2388	0.1	112248
Ti 334.941	-2.7913b	ppb	0.0333	1.2	-35.0040
Tl 190.794	-2.2387b	ppb	5.7234	255.7	-2.9566
V 292.401	0.3870b	ppb	0.4264	110.2	-6.4046
Zn 206.200	1.6474b	ppb	0.8288	50.3	2.7135

E03152013.vvq. All Data Report 3/16/2013, 9:03:24 AM

680-88120-c-1-d (Samp) 3/15/2013, 6:47:47 PM Rack 2, Tube 20
 Weight: 1 Volume: 1 Dilution: 1

Label	Replicates Concentration		
Ag 328.068	-4.9268u	-5.2455u	-4.8512u
Al 308.215	2.3442	1.4628	2.9104
As 188.980	0.1822	-2.6104u	-2.2812u
B 249.678	103.888	101.126	101.235
Ba 389.178	21.4232	22.0456	22.7881
Be 313.042	-0.0036u	-0.0044u	-0.0132u
Ca 370.602	46575	46562	46535
Cd 226.502	-0.0528u	0.0652	-0.0244u
Co 228.615	-0.0182u	0.0449	-0.0042u
Cr 267.716	0.0424	0.0602	0.2198
Cu 324.754	0.8972	1.0769	1.1074
Fe 271.441	4.0275	1.8857	0.9252
K 766.491	7815.54	7824.05	7827.88
Mg 279.078	39473.8	39537.5	39488.6
Mn 257.610	-0.8718	-0.8397	-0.8417
Mo 202.032	6.0221	6.5178	6.9549
Na 330.237	149615x	148853x	149498x
Ni 231.604	0.5155	1.2633	-0.6689u
Pb 220.353	4.5521	3.9175	0.4000
Sb 206.834	-0.0564u	-0.0782u	-4.3334u
Se 196.026	7.2422	9.2706	2.6528
Sn 189.925	1.7750	-1.7891u	-0.8223u
Sr 216.596	14223.4x	14234.4x	14204.3x
Ti 334.941	-0.5282	-0.4649	-0.5479
Tl 190.794	1.5542	1.2181	1.7888
V 292.401	0.0948	-0.3234u	-0.1454u
Zn 206.200	2.5196	1.3868	2.2198

Label	Sol'n Conc.	Units	SD	%RSD	Int. (c/s)
Ag 328.068	-5.0078b	ppb	0.2093	4.2	-851.621
Al 308.215	2.2391b	ppb	0.7295	32.6	233.958
As 188.980	-1.5698b	ppb	1.5262	97.2	-1.1514
B 249.678	102.083b	ppb	1.5643	1.5	814.157
Ba 389.178	22.0856b	ppb	0.6834	3.1	608.169
Be 313.042	-0.0071b	ppb	0.0053	75.2	-247.621
Ca 370.602	46557b	ppb	20.13	0.0	154883
Cd 226.502	-0.0040b	ppb	0.0616	1545.9	6.1203
Co 228.615	0.0075b	ppb	0.0331	440.4	16.0631
Cr 267.716	0.1075b	ppb	0.0977	90.9	2.5037
Cu 324.754	1.0272b	ppb	0.1136	11.1	172.787
Fe 271.441	2.2795b	ppb	1.5882	69.7	9.6012
K 766.491	7822.49b	ppb	6.3165	0.1	544423
Mg 279.078	39500.0b	ppb	33.3333	0.1	71363.1
Mn 257.610	-0.8511b	ppb	0.0180	2.1	49.7947
Mo 202.032	6.4983b	ppb	0.4667	7.2	48.5523
Na 330.237	149322xb	ppb	410.313	0.3	7113.61
Ni 231.604	0.3700b	ppb	0.9743	263.3	0.6283
Pb 220.353	2.9565b	ppb	2.2367	75.7	4.8275
Sb 206.834	-1.4893b	ppb	2.4631	165.4	-2.0916
Se 196.026	6.3885b	ppb	3.3905	53.1	1.9688
Sn 189.925	-0.2788b	ppb	1.8431	661.1	-0.5121
Sr 216.596	14220.7xb	ppb	15.2246	0.1	127834
Ti 334.941	-0.5137b	ppb	0.0433	8.4	-69.0103
Tl 190.794	1.5203b	ppb	0.2868	18.9	-0.3436
V 292.401	-0.1247b	ppb	0.2098	168.3	-9.5121
Zn 206.200	2.0421b	ppb	0.5869	28.7	4.2866

E03152013.vvq. All Data Report 3/16/2013, 9:03:24 AM

680-88120-e-2-b (Samp) 3/15/2013, 6:53:12 PM Rack 2, Tube 21
 Weight: 1 Volume: 1 Dilution: 1

Label	Replicates Concentration		
Ag 328.068	-3.4698u	-3.8810u	-3.3744u
Al 308.215	1.9902	-0.6462u	-1.6736u
As 188.980	2.2416	-1.6453u	-4.7411u
B 249.678	78.8691	78.1343	77.2123
Ba 389.178	42.1853	43.5905	42.4824
Be 313.042	-0.0000u	0.0024	0.0055
Ca 370.602	32343	32445	32353
Cd 226.502	0.0401	0.2039	-0.1543u
Co 228.615	-0.6200u	-0.4357u	-0.2119u
Cr 267.716	0.3738	-0.0418u	0.4229
Cu 324.754	0.6068	0.7611	0.7676
Fe 271.441	116.445	116.059	120.727
K 766.491	6091.98	6098.53	6086.70
Mg 279.078	26666.5	26713.1	26640.5
Mn 257.610	30.2594	30.1937	30.1790
Mo 202.032	12.3313	12.9975	11.9785
Na 330.237	96296.8x	96792.4x	96219.8x
Ni 231.604	1.4686	2.3014	2.1613
Pb 220.353	-1.6139u	-0.2252u	4.0427
Sb 206.834	-0.9550u	-3.0780u	2.2224
Se 196.026	-4.9761u	-1.8941u	-0.8088u
Sn 189.925	-1.1456u	2.1985	-0.4753u
Sr 216.596	9314.69x	9347.27x	9320.17x
Ti 334.941	-0.3742	-0.3716	-0.2356
Tl 190.794	-0.6336u	4.4610	-0.3507u
V 292.401	0.1945	0.0213u	0.2882
Zn 206.200	4.5575	4.2779	5.5982

Label	Sol'n Conc.	Units	SD	%RSD	Int. (c/s)
Ag 328.068	-3.5751b	ppb	0.2692	7.5	-605.970
Al 308.215	-0.1099b	ppb	1.8899	1719.8	223.159
As 188.980	-1.3816b	ppb	3.4988	253.2	-1.1541
B 249.678	78.0719b	ppb	0.8302	1.1	630.700
Ba 389.178	42.7527b	ppb	0.7405	1.7	1061.99
Be 313.042	0.0026b	ppb	0.0028	105.5	-229.158
Ca 370.602	32380b	ppb	56.08	0.2	107730
Cd 226.502	0.0299b	ppb	0.1793	599.4	7.5449
Co 228.615	-0.4225b	ppb	0.2044	48.4	10.9080
Cr 267.716	0.2517b	ppb	0.2553	101.5	7.3577
Cu 324.754	0.7118b	ppb	0.0910	12.8	157.871
Fe 271.441	117.744b	ppb	2.5909	2.2	175.127
K 766.491	6092.40b	ppb	5.9288	0.1	424158
Mg 279.078	26673.4b	ppb	36.7882	0.1	48202.7
Mn 257.610	30.2107b	ppb	0.0428	0.1	5802.34
Mo 202.032	12.4358b	ppb	0.5175	4.2	86.1179
Na 330.237	96436.3xb	ppb	310.777	0.3	4597.43
Ni 231.604	1.9771b	ppb	0.4459	22.6	3.9975
Pb 220.353	0.7345b	ppb	2.9479	401.3	1.6228
Sb 206.834	-0.6035b	ppb	2.6676	442.0	-1.3913
Se 196.026	-2.5596b	ppb	2.1619	84.5	-2.0368
Sn 189.925	0.1925b	ppb	1.7693	918.9	-0.1111
Sr 216.596	9327.38xb	ppb	17.4462	0.2	83849.6
Ti 334.941	-0.3271b	ppb	0.0792	24.2	-70.6277
Tl 190.794	1.1589b	ppb	2.8632	247.1	-0.6323
V 292.401	0.1680b	ppb	0.1354	80.6	-2.4957
Zn 206.200	4.8112b	ppb	0.6958	14.5	873097

E03152013.vvq. All Data Report 3/16/2013, 9:03:24 AM

680-88120-c-3-b (Samp) 3/15/2013, 6:58:38 PM Rack 2, Tube 22

Weight: 1

Volume: 1

Dilution: 1

Label	Replicates Concentration		
Ag 328.068	-6.6319u	-6.4584u	-5.8804u
Al 308.215	-0.3397u	-0.5956u	0.9712
As 188.980	0.3362	-4.3832u	-0.3823
B 249.678	78.8405	79.9895	78.7947
Ba 389.178	27.0345	27.4673	26.9792
Be 313.042	-0.0195u	-0.0117u	-0.0034u
Ca 370.602	47417	47360	47563
Cd 226.502	-0.0556u	0.2126	-0.1381u
Co 228.615	-0.3454u	0.3566	0.2548
Cr 267.716	0.0512	0.0860	-0.0357u
Cu 324.754	0.9790	0.4155	0.4189
Fe 271.441	3.9595	5.7959	14.9726
K 766.491	5102.83	5079.13	5066.58
Mg 279.078	36882.7	36889.7	36938.0
Mn 257.610	-0.8477	-0.8939	-0.8453
Mo 202.032	6.1922	6.4574	5.7899
Na 330.237	89852.4	89679.6	89706.4
Ni 231.604	2.1210	-0.8874u	1.3307
Pb 220.353	1.1832	1.6255	0.5043
Sb 206.834	6.3491	2.2633	2.8346
Se 196.026	-2.4888u	-9.3614u	12.5775
Sn 189.925	0.0198	-3.2349u	1.6887
Sr 216.596	16499.3x	16518.7x	16608.4x
Ti 334.941	-0.4140	-0.4829	-0.5077
Tl 190.794	0.8980	-0.4263u	-0.4709u
V 292.401	-0.0661u	0.0468u	-0.6750u
Zn 206.200	1.9914	2.8110	1.8121

Label	Sol'n Conc.	Units	SD	%RSD	Int. (c/s)
Ag 328.068	-6.3236b	ppb	0.3935	6.2	-1012.56
Al 308.215	0.0120b	ppb	0.8405	7016.3	223.058
As 188.980	-1.4764b	ppb	2.5428	172.2	-1.0793
B 249.678	79.2082b	ppb	0.6770	0.9	639.464
Ba 389.178	27.1604b	ppb	0.2673	1.0	721.105
Be 313.042	-0.0115b	ppb	0.0081	70.0	-248.441
Ca 370.602	47447b	ppb	105.0	0.2	157840
Cd 226.502	0.0063b	ppb	0.1834	2923.1	6.6942
Co 228.615	0.0887b	ppb	0.3793	427.8	17.0208
Cr 267.716	0.0338b	ppb	0.0627	185.2	-1.1133
Cu 324.754	0.6045b	ppb	0.3244	53.7	152.541
Fe 271.441	8.2427b	ppb	5.9002	71.6	18.1235
K 766.491	5082.85b	ppb	18.4088	0.4	353979
Mg 279.078	36903.5b	ppb	30.0849	0.1	66674.7
Mn 257.610	-0.8623b	ppb	0.0274	3.2	35.8275
Mo 202.032	6.1465b	ppb	0.3361	5.5	46.3266
Na 330.237	89746.1b	ppb	92.9811	0.1	4279.18
Ni 231.604	0.8548b	ppb	1.5596	182.5	1.6440
Pb 220.353	1.1043b	ppb	0.5647	51.1	2.1573
Sb 206.834	3.8157b	ppb	2.2125	58.0	2.4857
Se 196.026	0.2424b	ppb	11.2216	4628.7	-0.7877
Sn 189.925	-0.5088b	ppb	2.5040	492.1	-0.7430
Sr 216.596	16542.1xb	ppb	58.2429	0.4	148701
Ti 334.941	-0.4682b	ppb	0.0486	10.4	-63.6434
Tl 190.794	0.0002b	ppb	0.7778	333954.5	-1.4009
V 292.401	-0.2314b	ppb	0.3883	167.8	-11.8166
Zn 206.200	2.2048b	ppb	0.5326	24.2	45236

E03152013.wvq. All Data Report 3/16/2013, 9:03:24 AM

680-88197-a-1-a (Samp) 3/15/2013, 7:04:04 PM Rack 2, Tube 23

Weight: 1 Volume: 1 Dilution: 1

Label	Replicates Concentration		
Ag 328.068	0.1884	0.0904u	1.5553
Al 308.215	454.583	454.117	454.221
As 188.980	-2.4170u	0.2022	-3.7013u
B 249.678	43.4186	42.8914	44.4119
Ba 389.178	48.9140	49.0337	48.1667
Be 313.042	0.0153	0.0130	-0.0007u
Ca 370.602	33587	33551	33474
Cd 226.502	0.2738	0.2026	0.2069
Co 228.615	0.7210	0.2826	0.0159u
Cr 267.716	7.3642	7.4050	7.3932
Cu 324.754	213.452	212.835	213.588
Fe 271.441	1668.39	1666.06	1670.45
K 766.491	39035.3x	39054.7x	38971.2x
Mg 279.078	10194.3	10161.6	10182.5
Mn 257.610	15.0042	15.0041	15.0818
Mo 202.032	13.4461	14.2273	13.0704
Na 330.237	56075.9	56087.3	55573.7
Ni 231.604	10.7361	9.4862	10.6512
Pb 220.353	4.8468	6.1663	7.8674
Sb 206.834	8.6578	1.2975	-1.2860u
Se 196.026	4.8620	5.1280	1.9709
Sn 189.925	2.7066	1.6260	1.8427
Sr 216.596	220.460	219.911	218.544
Ti 334.941	7.0848	7.1269	7.2104
Tl 190.794	0.2636	-2.3610u	0.6105
V 292.401	0.8869	0.3207	0.3223
Zn 206.200	244.332	240.592	243.205

Label	Sol'n Conc.	Units	SD	%RSD	Int. (c/s)
Ag 328.068	0.6114b	ppb	0.8190	134.0	-56.9771
Al 308.215	454.307b	ppb	0.2447	0.1	2432.93
As 188.980	-1.9720b	ppb	1.9895	100.9	-1.5509
B 249.678	43.5740b	ppb	0.7721	1.8	366.097
Ba 389.178	48.7048b	ppb	0.4699	1.0	1160.81
Be 313.042	0.0092b	ppb	0.0086	93.6	-213.487
Ca 370.602	33538b	ppb	57.62	0.2	111446
Cd 226.502	0.2278b	ppb	0.0399	17.5	17.1442
Co 228.615	0.3398b	ppb	0.3560	104.8	19.8509
Cr 267.716	7.3875b	ppb	0.0210	0.3	277.429
Cu 324.754	213.292b	ppb	0.4012	0.2	10331.5
Fe 271.441	1668.30b	ppb	2.1960	0.1	2399.37
K 766.491	39020.4xb	ppb	43.7134	0.1	2713118
Mg 279.078	10179.5b	ppb	16.5785	0.2	18421.4
Mn 257.610	15.0300b	ppb	0.0449	0.3	2887.35
Mo 202.032	13.5813b	ppb	0.5902	4.3	93.2974
Na 330.237	55912.3b	ppb	293.290	0.5	2667.27
Ni 231.604	10.2911b	ppb	0.6984	6.8	21.4443
Pb 220.353	6.2935b	ppb	1.5143	24.1	9.6242
Sb 206.834	2.8898b	ppb	5.1596	178.5	1.6988
Se 196.026	3.9870b	ppb	1.7510	43.9	0.9040
Sn 189.925	2.0584b	ppb	0.5717	27.8	1.5663
Sr 216.596	219.638b	ppb	0.9869	0.4	1985.66
Ti 334.941	7.1407b	ppb	0.0639	0.9	1825.93
Tl 190.794	-0.4956b	ppb	1.6247	327.8	-1.8229
V 292.401	0.5100b	ppb	0.3264	64.0	6.2487
Zn 206.200	242.710b	ppb	1.9189	0.8	252.949

E03152013.wvq. All Data Report 3/16/2013, 9:03:24 AM

680-88197-a-3-a (Samp) 3/15/2013, 7:09:41 PM Rack 2, Tube 24

Weight: 1

Volume: 1

Dilution: 1

Label	Replicates Concentration		
Ag 328.068	0.7823	0.5107	0.3021
Al 308.215	142.241	141.799	143.243
As 188.980	-1.4405u	-0.6822u	-1.3306u
B 249.678	53.1917	50.9431	53.2207
Ba 389.178	31.4032	30.2314	31.4925
Be 313.042	0.0270	0.0230	0.0301
Ca 370.602	33961	33988	33990
Cd 226.502	0.2059	0.0822	0.2159
Co 228.615	0.5842	0.5694	0.1442
Cr 267.716	3.7012	3.3110	3.2139
Cu 324.754	66.6758	66.7252	66.7794
Fe 271.441	636.462	637.454	634.190
K 766.491	49184.3x	49326.5x	49378.0x
Mg 279.078	12553.0	12551.9	12549.3
Mn 257.610	8.6914	8.6086	8.7392
Mo 202.032	10.7319	11.3690	10.2655
Na 330.237	391048x	392265x	392572x
Ni 231.604	3.5126	3.4605	3.5994
Pb 220.353	2.8305	-0.0768u	3.4514
Sb 206.834	-0.4739u	4.0978	-2.8146u
Se 196.026	10.8391	0.6378	2.3014
Sn 189.925	1.2575	0.1188	1.9925
Sr 216.596	222.570	221.563	220.670
Ti 334.941	3.7171	3.7114	3.7828
Tl 190.794	-0.3742u	4.0593	4.0814
V 292.401	0.5561	0.2552	0.4154
Zn 206.200	147.483	144.591	149.919

Label	Sol'n Conc.	Units	SD	%RSD	Int. (c/s)
Ag 328.068	0.5317b	ppb	0.2408	45.3	-61.6632
Al 308.215	142.428b	ppb	0.7402	0.5	916.095
As 188.980	-1.1511b	ppb	0.4098	35.6	-0.9923
B 249.678	52.4518b	ppb	1.3067	2.5	434.701
Ba 389.178	31.0424b	ppb	0.7037	2.3	748.589
Be 313.042	0.0267b	ppb	0.0035	13.2	-218.879
Ca 370.602	33979b	ppb	16.28	0.0	113003
Cd 226.502	0.1680b	ppb	0.0745	44.3	11.5018
Co 228.615	0.4326b	ppb	0.2499	57.8	20.9515
Cr 267.716	3.4087b	ppb	0.2579	7.6	131.114
Cu 324.754	66.7268b	ppb	0.0519	0.1	3317.16
Fe 271.441	636.035b	ppb	1.6737	0.3	918.709
K 766.491	49296.3xb	ppb	100.316	0.2	3427435
Mg 279.078	12551.4b	ppb	1.8798	0.0	22704.2
Mn 257.610	8.6797b	ppb	0.0661	0.8	1706.25
Mo 202.032	10.7888b	ppb	0.5539	5.1	75.6729
Na 330.237	391962xb	ppb	805.904	0.2	18656.5
Ni 231.604	3.5242b	ppb	0.0702	2.0	7.2480
Pb 220.353	2.0684b	ppb	1.8835	91.1	3.5395
Sb 206.834	0.2698b	ppb	3.5157	1303.1	-0.5823
Se 196.026	4.5928b	ppb	5.4731	119.2	1.1688
Sn 189.925	1.1229b	ppb	0.9441	84.1	0.8467
Sr 216.596	221.601b	ppb	0.9507	0.4	2003.14
Ti 334.941	3.7371b	ppb	0.0397	1.1	916.600
Tl 190.794	2.5888b	ppb	2.5661	99.1	0.3671
V 292.401	0.4089b	ppb	0.1506	36.8	1.6768
Zn 206.200	147.331b	ppb	2.6670	164.8	215.378

E03152013.vvq. All Data Report 3/16/2013, 9:03:24 AM

Cont Calib Verif (CCV) 3/15/2013, 7:15:07 PM Rack 2, Tube 25
 Weight: 1 Volume: 1 Dilution: 1

Label	Replicates Concentration		
Ag 328.068	508.988	507.633	510.574
Al 308.215	5148.77	5118.79	5108.29
As 188.980	476.559	466.335	478.654
B 249.678	2599.89	2600.36	2611.03
Ba 389.178	5015.85	4994.76	4999.28
Be 313.042	500.195	497.010	497.984
Ca 370.602	5031	5015	5012
Cd 226.502	502.989	500.191	499.754
Co 228.615	496.240	494.810	495.346
Cr 267.716	5090.21	5064.12	5068.56
Cu 324.754	4901.32	4931.41	4864.36
Fe 271.441	5095.47	5070.42	5068.81
K 766.491	9652.55	9630.38	9613.11
Mg 279.078	5016.46	4989.48	4988.11
Mn 257.610	5105.32	5076.23	5075.66
Mo 202.032	508.289	506.615	505.964
Na 330.237	7085.63	7632.91	7124.95
Ni 231.604	2556.30	2540.30	2542.38
Pb 220.353	504.864	509.088	505.435
Sb 206.834	966.677	961.305	972.615
Se 196.026	4904.75	4876.82	4866.20
Sn 189.925	4976.37	5012.70	4966.74
Sr 216.596	2576.41	2562.61	2572.07
Ti 334.941	502.528	500.796	501.322
Tl 190.794	5154.15	5129.15	5150.81
V 292.401	4991.78	4966.94	4971.57
Zn 206.200	2449.35	2439.53	2452.51

Label	Sol'n Conc.	Units	SD	%RSD	Int. (c/s)	QC Value
Ag 328.068	509.065	ppb	1.4719	0.3	29517.0	101.81306
Al 308.215	5125.28	ppb	21.0055	0.4	25125.8	102.50565
As 188.980	473.849	ppb	6.5912	1.4	313.488	94.76979
B 249.678	2603.76	ppb	6.3029	0.2	19915.2	104.15041
Ba 389.178	5003.29	ppb	11.1061	0.2	118126	100.06589
Be 313.042	498.396	ppb	1.6320	0.3	901120	99.67928
Ca 370.602	5019	ppb	9.809	0.2	16604	100.38542
Cd 226.502	500.978	ppb	1.7554	0.4	16035.6	100.19562
Co 228.615	495.465	ppb	0.7225	0.1	5747.34	99.09303
Cr 267.716	5074.30	ppb	13.9607	0.3	192249	101.48595
Cu 324.754	4899.03	ppb	33.5863	0.7	234536	97.98062
Fe 271.441	5078.23	ppb	14.9497	0.3	7395.73	101.56466
K 766.491	9632.01	ppb	19.7680	0.2	670210	96.32013
Mg 279.078	4998.02	ppb	15.9886	0.3	8995.21	99.96035
Mn 257.610	5085.74	ppb	16.9578	0.3	951790	101.71474
Mo 202.032	506.956	ppb	1.1994	0.2	3206.91	101.39113
Na 330.237	7281.16	ppb	305.256	4.2	333.980	97.08218
Ni 231.604	2546.32	ppb	8.6988	0.3	5335.32	101.85295
Pb 220.353	506.462	ppb	2.2919	0.5	730.856	101.29245
Sb 206.834	966.866	ppb	5.6575	0.6	873.130	38.67463Q
Se 196.026	4882.59	ppb	19.9139	0.4	2190.06	97.65181
Sn 189.925	4985.27	ppb	24.2414	0.5	4521.30	99.70543
Sr 216.596	2570.37	ppb	7.0573	0.3	23063.2	102.81463
Ti 334.941	501.549	ppb	0.8879	0.2	131793	100.30979
Tl 190.794	5144.70	ppb	13.5725	0.3	3574.19	102.89404
V 292.401	4976.76	ppb	13.2109	0.3	132964	99.53523
Zn 206.200	2447.13	ppb	6.7719	0.3	2542.70	97.88514

E03152013.vvq. All Data Report 3/16/2013, 9:03:24 AM

Cont Calib Blank (CCB) 3/15/2013, 7:20:33 PM Rack 2, Tube 26
 Weight: 1 Volume: 1 Dilution: 1

Label	Replicates Concentration		
Ag 328.068	0.7886	1.0751	0.1633
Al 308.215	-2.4895u	0.2956	-6.0455u
As 188.980	-1.4655u	0.8075	1.7698
B 249.678	27.0740	23.3588	20.3476
Ba 389.178	0.4764	-0.0476u	0.7946
Be 313.042	0.0616	0.0565	0.0590
Ca 370.602	-12.10u	-20.90u	-20.14u
Cd 226.502	-0.0070u	0.0020	0.0333
Co 228.615	0.1917	-0.0663u	-0.0623u
Cr 267.716	0.5063	0.6533	0.7432
Cu 324.754	-0.0828u	0.0904	0.1871
Fe 271.441	-3.6364u	-2.5397u	1.2270
K 766.491	-3.4165u	-4.0157u	-4.5128u
Mg 279.078	-9.9360u	-9.4904u	-14.9364u
Mn 257.610	0.6966	0.6194	0.7469
Mo 202.032	0.8924	1.1740	0.9396
Na 330.237	-481.639u	-325.753u	-209.601u
Ni 231.604	0.8830	0.9056	0.3057
Pb 220.353	0.4623	-1.1193u	2.1035
Sb 206.834	4.6312	2.3757	0.2077
Se 196.026	3.1930	7.6064	3.0230
Sn 189.925	0.7841	3.3599	1.5724
Sr 216.596	0.0416	0.0093	0.4722
Ti 334.941	0.1720	0.1288	0.1674
Tl 190.794	-1.3060u	5.2940	2.9073
V 292.401	0.8869	0.7540	0.8173
Zn 206.200	0.9523	0.4254	0.3183

Label	Sol'n Conc.	Units	SD	%RSD	Int. (c/s)	QC Value
Ag 328.068	0.6757	ppb	0.4663	69.0	-45.6704	0.67567
Al 308.215	-2.7464	ppb	3.1783	115.7	209.068	-2.74644
As 188.980	0.3706	ppb	1.6613	448.3	-0.2734	0.37060
B 249.678	23.5935	ppb	3.3693	14.3	214.739	23.59352
Ba 389.178	0.4078	ppb	0.4253	104.3	-9.0392	0.40782
Be 313.042	0.0591	ppb	0.0025	4.3	-124.015	0.05906
Ca 370.602	-17.71	ppb	4.876	27.5	2.608	-17.71364
Cd 226.502	0.0094	ppb	0.0212	224.8	6.8112	0.00941
Co 228.615	0.0210	ppb	0.1478	702.4	16.4082	0.02104
Cr 267.716	0.6342	ppb	0.1196	18.9	20.3795	0.63425
Cu 324.754	0.0649	ppb	0.1368	210.7	126.577	0.06490
Fe 271.441	-1.6497	ppb	2.5509	154.6	4.0454	-1.64970
K 766.491	-3.9817	ppb	0.5490	13.8	373.214	-3.98168
Mg 279.078	-11.4543	ppb	3.0239	26.4	20.5063	-11.45426
Mn 257.610	0.6877	ppb	0.0642	9.3	151.337	0.68765
Mo 202.032	1.0020	ppb	0.1508	15.1	13.7722	1.00200
Na 330.237	-338.998	ppb	136.502	40.3	-6.7994	-338.99796
Ni 231.604	0.6981	ppb	0.3400	48.7	1.3156	0.69810
Pb 220.353	0.4822	ppb	1.6115	334.2	1.2658	0.48218
Sb 206.834	2.4049	ppb	2.2119	92.0	1.3352	2.40489
Se 196.026	4.6075	ppb	2.5985	56.4	1.1701	4.60747
Sn 189.925	1.9055	ppb	1.3198	69.3	1.3910	1.90547
Sr 216.596	0.1743	ppb	0.2584	148.2	10.1618	0.17433
Ti 334.941	0.1560	ppb	0.0237	15.2	-49.8647	0.15605
Tl 190.794	2.2984	ppb	3.3419	145.4	0.1998	2.29841
V 292.401	0.8194	ppb	0.0665	8.1	17.5068	0.81939
Zn 206.200	0.5653	ppb	0.3394	60.0	2.1394	0.56534

E03152013.wvq. All Data Report 3/16/2013, 9:03:24 AM

680-88197-a-5-a (Samp) 3/15/2013, 7:25:58 PM Rack 2, Tube 27

Weight: 1

Volume: 1

Dilution: 1

Label	Replicates Concentration		
Ag 328.068	0.6174	0.9451	0.8370
Al 308.215	141.293	138.048	139.979
As 188.980	-1.6207u	-4.5768u	1.6282
B 249.678	51.6136	51.1065	49.1152
Ba 389.178	37.1416	36.8654	36.8807
Be 313.042	0.0183	0.0138	0.0183
Ca 370.602	32321	32295	32261
Cd 226.502	0.2004	0.1572	0.1026
Co 228.615	-0.0948u	-0.1449u	0.0241
Cr 267.716	3.0821	3.1920	2.8898
Cu 324.754	87.8477	87.3356	87.5146
Fe 271.441	861.761	858.384	844.556
K 766.491	35645.9x	35534.0x	35589.7x
Mg 279.078	9465.54	9443.95	9433.82
Mn 257.610	10.1719	10.1735	10.0929
Mo 202.032	3.3456	3.3187	3.0675
Na 330.237	91941.8x	91932.3x	91604.0x
Ni 231.604	5.4326	5.9914	5.3204
Pb 220.353	2.7245	3.3688	2.0889
Sb 206.834	1.9111	8.0471	2.1596
Se 196.026	3.9145	6.9724	0.9454
Sn 189.925	0.7900	2.6191	3.6245
Sr 216.596	212.829	211.305	212.744
Ti 334.941	4.6655	4.5646	4.5096
Tl 190.794	3.2690	3.1229	3.0337
V 292.401	0.5873	0.4015	0.3543
Zn 206.200	154.570	154.316	155.479

Label	Sol'n Conc.	Units	SD	%RSD	Int. (c/s)
Ag 328.068	0.7998b	ppb	0.1670	20.9	-45.6795
Al 308.215	139.773b	ppb	1.6326	1.2	902.296
As 188.980	-1.5231b	ppb	3.1037	203.8	-1.2537
B 249.678	50.6118b	ppb	1.3206	2.6	420.460
Ba 389.178	36.9626b	ppb	0.1552	0.4	880.401
Be 313.042	0.0168b	ppb	0.0026	15.6	-202.378
Ca 370.602	32292b	ppb	30.44	0.1	107373
Cd 226.502	0.1534b	ppb	0.0490	31.9	12.8905
Co 228.615	-0.0719b	ppb	0.0868	120.7	15.3923
Cr 267.716	3.0546b	ppb	0.1530	5.0	113.576
Cu 324.754	87.5659b	ppb	0.2599	0.3	4314.28
Fe 271.441	854.900b	ppb	9.1164	1.1	1232.62
K 766.491	35589.9xb	ppb	55.9240	0.2	2474645
Mg 279.078	9447.77b	ppb	16.1998	0.2	17100.2
Mn 257.610	10.1461b	ppb	0.0461	0.5	1967.90
Mo 202.032	3.2439b	ppb	0.1534	4.7	27.9213
Na 330.237	91826.0xb	ppb	192.334	0.2	4376.80
Ni 231.604	5.5815b	ppb	0.3594	6.4	11.5624
Pb 220.353	2.7274b	ppb	0.6400	23.5	4.4990
Sb 206.834	4.0393b	ppb	3.4731	86.0	2.7612
Se 196.026	3.9441b	ppb	3.0136	76.4	0.8794
Sn 189.925	2.3445b	ppb	1.4371	61.3	1.8390
Sr 216.596	212.292b	ppb	0.8564	0.4	1919.63
Ti 334.941	4.5799b	ppb	0.0791	1.7	1146.81
Tl 190.794	3.1419b	ppb	0.1188	3.8	0.7449
V 292.401	0.4477b	ppb	0.1232	27.5	6.5258
Zn 206.200	154.788b	ppb	0.6117	0.4	226.214

E03152013.vvq. All Data Report 3/16/2013, 9:03:24 AM

680-88197-a-7-a (Samp) 3/15/2013, 7:31:23 PM Rack 2, Tube 28

Weight: 1

Volume: 1

Dilution: 1

Label	Replicates Concentration		
Ag 328.068	0.5550	0.8679	0.6395
Al 308.215	141.342	143.674	141.729
As 188.980	0.5300	-5.8949u	-1.9386u
B 249.678	50.4711	50.1398	51.6477
Ba 389.178	33.2453	33.0126	33.6696
Be 313.042	-0.0002u	-0.0042u	0.0081
Ca 370.602	31261	31308	31330
Cd 226.502	0.4648	0.4388	0.4089
Co 228.615	0.6048	0.9330	0.8520
Cr 267.716	2.3833	2.3854	2.1977
Cu 324.754	132.989	133.529	132.444
Fe 271.441	816.502	815.611	815.402
K 766.491	33555.5x	33450.5x	33454.7x
Mg 279.078	9345.82	9330.83	9350.47
Mn 257.610	11.8714	11.8642	11.8708
Mo 202.032	15.9518	15.9565	16.1930
Na 330.237	67576.2	67036.6	67351.8
Ni 231.604	8.3850	6.0025	5.7444
Pb 220.353	1.2623	5.2780	0.7281
Sb 206.834	3.0379	-5.8639u	0.7890
Se 196.026	0.9694	3.8625	6.7830
Sn 189.925	0.9651	4.9963	3.1048
Sr 216.596	212.457	212.001	214.059
Ti 334.941	3.3167	3.3695	3.3450
Tl 190.794	-4.8501u	-3.9923u	1.0912
V 292.401	0.0108u	-0.1463u	-0.4505u
Zn 206.200	183.908	182.564	183.597

Label	Sol'n Conc.	Units	SD	%RSD	Int. (c/s)
Ag 328.068	0.6875b	ppb	0.1619	23.5	-52.2491
Al 308.215	142.249b	ppb	1.2497	0.9	915.810
As 188.980	-2.4345b	ppb	3.2410	133.1	-1.8696
B 249.678	50.7529b	ppb	0.7925	1.6	421.567
Ba 389.178	33.3092b	ppb	0.3331	1.0	793.891
Be 313.042	0.0012b	ppb	0.0063	524.6	-230.040
Ca 370.602	31300b	ppb	35.54	0.1	104076
Cd 226.502	0.4375b	ppb	0.0279	6.4	22.0016
Co 228.615	0.7966b	ppb	0.1709	21.5	24.9523
Cr 267.716	2.3221b	ppb	0.1078	4.6	85.4783
Cu 324.754	132.987b	ppb	0.5426	0.4	6488.27
Fe 271.441	815.838b	ppb	0.5842	0.1	1176.56
K 766.491	33486.9xb	ppb	59.4452	0.2	2328460
Mg 279.078	9342.37b	ppb	10.2613	0.1	16909.9
Mn 257.610	11.8688b	ppb	0.0040	0.0	2289.80
Mo 202.032	16.0338b	ppb	0.1379	0.9	108.855
Na 330.237	67321.5b	ppb	271.048	0.4	3210.76
Ni 231.604	6.7106b	ppb	1.4558	21.7	13.9276
Pb 220.353	2.4228b	ppb	2.4871	102.7	4.0455
Sb 206.834	-0.6790b	ppb	4.6289	681.7	-1.4662
Se 196.026	3.8716b	ppb	2.9068	75.1	0.8470
Sn 189.925	3.0221b	ppb	2.0168	66.7	2.4436
Sr 216.596	212.839b	ppb	1.0806	0.5	1924.02
Ti 334.941	3.3437b	ppb	0.0264	0.8	823.154
Tl 190.794	-2.5837b	ppb	3.2113	124.3	-3.2430
V 292.401	-0.1954b	ppb	0.2345	120.1	-12.9934
Zn 206.200	183.356b	ppb	0.7934	0.4	267.725

E03152013.vvq. All Data Report 3/16/2013, 9:03:24 AM

680-88197-a-7-b ms (Samp) 3/15/2013, 7:36:48 PM Rack 2, Tube 29

Weight: 1

Volume: 1

Dilution: 1

Label	Replicates Concentration		
Ag 328.068	23.3059	23.1557	21.9711
Al 308.215	2174.46	2172.47	2176.00
As 188.980	119.082	120.741	125.796
B 249.678	134.629	135.529	137.285
Ba 389.178	75.7775	74.5709	76.6298
Be 313.042	20.8815	20.8138	20.8408
Ca 370.602	34394	34266	34368
Cd 226.502	21.3611	21.0551	21.3284
Co 228.615	20.7527	19.8806	20.6259
Cr 267.716	44.6570	44.8355	44.1554
Cu 324.754	177.734	176.574	177.002
Fe 271.441	2935.47	2939.03	2946.34
K 766.491	37118.5x	37014.1x	36854.3x
Mg 279.078	11792.3	11764.1	11790.4
Mn 257.610	229.519	229.287	229.663
Mo 202.032	61.4474	60.3204	60.8360
Na 330.237	71947.8	71927.1	71961.4
Ni 231.604	47.2009	49.3438	48.4829
Pb 220.353	22.6959	21.7436	23.2797
Sb 206.834	58.2957	54.2338	59.7676
Se 196.026	56.9499	54.5019	58.3087
Sn 189.925	195.785	197.367	194.808
Sr 216.596	262.736	262.489	262.329
Ti 334.941	61.7699	61.8224	61.6773
Tl 190.794	5.9416	21.6855	14.4105
V 292.401	41.7993	41.4946	41.4964
Zn 206.200	232.878	231.645	231.020

Label	Sol'n Conc.	Units	SD	%RSD	Int. (c/s)
Ag 328.068	22.8109b	ppb	0.7312	3.2	1235.34
Al 308.215	2174.31b	ppb	1.7665	0.1	10801.4
As 188.980	121.873b	ppb	3.4971	2.9	80.5380
B 249.678	135.814b	ppb	1.3505	1.0	1069.54
Ba 389.178	75.6594b	ppb	1.0345	1.4	1803.59
Be 313.042	20.8454b	ppb	0.0341	0.2	37469.3
Ca 370.602	34343b	ppb	67.41	0.2	114031
Cd 226.502	21.2482b	ppb	0.1680	0.8	691.873
Co 228.615	20.4197b	ppb	0.4712	2.3	251.517
Cr 267.716	44.5493b	ppb	0.3526	0.8	1686.39
Cu 324.754	177.103b	ppb	0.5865	0.3	8600.87
Fe 271.441	2940.28b	ppb	5.5421	0.2	4226.81
K 766.491	36995.6xb	ppb	133.047	0.4	2572366
Mg 279.078	11782.3b	ppb	15.7758	0.1	21312.2
Mn 257.610	229.490b	ppb	0.1897	0.1	43031.2
Mo 202.032	60.8679b	ppb	0.5642	0.9	392.391
Na 330.237	71945.4b	ppb	17.2740	0.0	3429.40
Ni 231.604	48.3425b	ppb	1.0783	2.2	101.196
Pb 220.353	22.5730b	ppb	0.7754	3.4	33.0280
Sb 206.834	57.4324b	ppb	2.8661	5.0	48.6560
Se 196.026	56.5868b	ppb	1.9292	3.4	24.5495
Sn 189.925	195.987b	ppb	1.2913	0.7	177.465
Sr 216.596	262.518b	ppb	0.2053	0.1	2369.62
Ti 334.941	61.7565b	ppb	0.0735	0.1	16190.8
Tl 190.794	14.0125b	ppb	7.8795	56.2	8.0126
V 292.401	41.5967b	ppb	0.1754	0.4	1096.65
Zn 206.200	231.848b	ppb	0.9452	0.4	238.063

E03152013.vvq. All Data Report 3/16/2013, 9:03:24 AM

680-88197-a-7-c msd (Samp) 3/15/2013, 7:42:23 PM Rack 2, Tube 30

Weight: 1

Volume: 1

Dilution: 1

Label	Replicates Concentration		
Ag 328.068	22.0986	22.7452	22.1254
Al 308.215	2246.17	2243.55	2241.25
As 188.980	60.2270	58.8543	61.4421
B 249.678	137.421	139.801	139.843
Ba 389.178	77.5401	78.3799	76.9785
Be 313.042	21.5637	21.5573	21.5302
Ca 370.602	34875	34799	34769
Cd 226.502	21.9756	21.5739	22.0819
Co 228.615	21.7496	20.6068	20.8680
Cr 267.716	46.6039	46.6270	46.5172
Cu 324.754	179.194	178.509	178.947
Fe 271.441	2957.98	2958.35	2956.94
K 766.491	37519.0x	37546.6x	37407.7x
Mg 279.078	11934.6	11944.4	11932.6
Mn 257.610	236.244	236.634	236.418
Mo 202.032	59.5954	60.6136	61.2066
Na 330.237	73085.3	72934.0	72881.8
Ni 231.604	49.8485	50.2844	48.1845
Pb 220.353	25.0000	19.2905	19.1904
Sb 206.834	34.8174	36.9837	28.4870
Se 196.026	48.6288	45.4997	43.8350
Sn 189.925	61.3040	62.2846	62.1751
Sr 216.596	266.283	264.881	267.453
Ti 334.941	48.6918	48.3757	48.2377
Tl 190.794	18.6923	12.6899	17.2425
V 292.401	43.4334	43.4408	42.8504
Zn 206.200	235.420	235.182	231.636

Label	Sol'n Conc.	Units	SD	%RSD	Int. (c/s)
Ag 328.068	22.3231b	ppb	0.3658	1.6	1206.93
Al 308.215	2243.66b	ppb	2.4597	0.1	11138.4
As 188.980	60.1745b	ppb	1.2947	2.2	39.6352
B 249.678	139.021b	ppb	1.3863	1.0	1094.02
Ba 389.178	77.6328b	ppb	0.7053	0.9	1850.54
Be 313.042	21.5504b	ppb	0.0178	0.1	38744.8
Ca 370.602	34814b	ppb	54.65	0.2	115595
Cd 226.502	21.8771b	ppb	0.2679	1.2	712.024
Co 228.615	21.0748b	ppb	0.5988	2.8	258.880
Cr 267.716	46.5827b	ppb	0.0579	0.1	1763.44
Cu 324.754	178.883b	ppb	0.3469	0.2	8686.01
Fe 271.441	2957.76b	ppb	0.7301	0.0	4252.04
K 766.491	37491.1xb	ppb	73.5186	0.2	2606809
Mg 279.078	11937.2b	ppb	6.3275	0.1	21591.9
Mn 257.610	236.432b	ppb	0.1958	0.1	44331.0
Mo 202.032	60.4719b	ppb	0.8149	1.3	389.881
Na 330.237	72967.0b	ppb	105.715	0.1	3478.10
Ni 231.604	49.4391b	ppb	1.1082	2.2	103.494
Pb 220.353	21.1603b	ppb	3.3257	15.7	30.9983
Sb 206.834	33.4294b	ppb	4.4151	13.2	27.9849
Se 196.026	45.9879b	ppb	2.4339	5.3	19.7977
Sn 189.925	61.9213b	ppb	0.5374	0.9	55.8688
Sr 216.596	266.206b	ppb	1.2875	0.5	2402.82
Ti 334.941	48.4351b	ppb	0.2328	0.5	12689.0
Tl 190.794	16.2083b	ppb	3.1320	19.3	9.5336
V 292.401	43.2415b	ppb	0.3388	0.8	1140.63
Zn 206.200	234.079b	ppb	2.195	0.9	241.299

E03152013.vvq. All Data Report 3/16/2013, 9:03:24 AM

mb 680-269483/1-a (Samp) 3/15/2013, 7:47:49 PM Rack 2, Tube 31

Weight: 1

Volume: 1

Dilution: 1

Label	Replicates Concentration		
Ag 328.068	0.0585	0.1089	1.3853
Al 308.215	-5.4063u	-3.2044u	-7.1785u
As 188.980	-1.1961u	-1.7312u	2.2204
B 249.678	3.8638	3.6768	3.1578
Ba 389.178	-1.1075u	0.5534	-0.8645u
Be 313.042	0.0050	-0.0013u	-0.0026u
Ca 370.602	-11.96u	-15.18u	-12.56u
Cd 226.502	0.1972	-0.0975u	0.0508
Co 228.615	-0.3504u	-0.9268u	0.1555
Cr 267.716	0.1422	0.3570	0.2841
Cu 324.754	0.4619	-0.0205u	-0.3417u
Fe 271.441	-3.6410u	-0.0328u	-8.2344u
K 766.491	-2.2404u	-2.9794u	-3.3880u
Mg 279.078	-11.0336u	-15.1334u	-9.4063u
Mn 257.610	0.0309	0.0587	-0.0126u
Mo 202.032	0.7096	-0.1060u	0.3856
Na 330.237	-351.406u	-70.3561u	-30.9698u
Ni 231.604	0.9590	1.1981	-1.1367u
Pb 220.353	-1.1625u	0.6967	0.5712
Sb 206.834	-3.3282u	2.7610	4.3622
Se 196.026	0.8631	-3.2972u	-0.3626u
Sn 189.925	1.2245	-1.7794u	-0.1439u
Sr 216.596	0.1954	0.5062	-0.7937u
Ti 334.941	0.0025	0.0332	0.0175
Tl 190.794	3.3720	0.6780	6.0880
V 292.401	0.0473	0.1134	0.5140
Zn 206.200	2.0169	-0.2329u	-0.4690u

Label	Sol'n Conc.	Units	SD	%RSD	Int. (c/s)
Ag 328.068	0.5176	ppb	0.7519	145.3	-54.8819
Al 308.215	-5.2631	ppb	1.9909	37.8	196.744
As 188.980	-0.2356	ppb	2.1437	909.8	-0.6751
B 249.678	3.5661	ppb	0.3658	10.3	61.7906
Ba 389.178	-0.4729	ppb	0.8970	189.7	-29.8317
Be 313.042	0.0003	ppb	0.0041	1229.3	-230.120
Ca 370.602	-13.23	ppb	1.711	12.9	17.24
Cd 226.502	0.0501	ppb	0.1473	293.8	8.1183
Co 228.615	-0.3739	ppb	0.5416	144.8	11.8716
Cr 267.716	0.2611	ppb	0.1092	41.8	6.2446
Cu 324.754	0.0332	ppb	0.4045	1217.2	125.045
Fe 271.441	-3.9694	ppb	4.1106	103.6	0.6203
K 766.491	-2.8692	ppb	0.5816	20.3	450.543
Mg 279.078	-11.8578	ppb	2.9511	24.9	19.7879
Mn 257.610	0.0257	ppb	0.0359	140.0	27.4574
Mo 202.032	0.3297	ppb	0.4107	124.5	9.5190
Na 330.237	-150.911	ppb	174.747	115.8	2.1499
Ni 231.604	0.3402	ppb	1.2846	377.7	0.5656
Pb 220.353	0.0351	ppb	1.0391	2959.3	0.6222
Sb 206.834	1.2650	ppb	4.0576	320.8	0.3586
Se 196.026	-0.9322	ppb	2.1378	229.3	-1.3145
Sn 189.925	-0.2330	ppb	1.5039	645.6	-0.5484
Sr 216.596	-0.0307	ppb	0.6788	2211.3	8.3542
Ti 334.941	0.0177	ppb	0.0154	86.8	-86.2425
Tl 190.794	3.3794	ppb	2.7050	80.0	0.9522
V 292.401	0.2249	ppb	0.2525	112.3	1.7637
Zn 206.200	0.4383	ppb	1.3721	313.1	1.9561

E03152013.vvq. All Data Report 3/16/2013, 9:03:24 AM

ics 680-269483/2-a (Samp) 3/15/2013, 7:53:14 PM Rack 2, Tube 32
 Weight: 1 Volume: 1 Dilution: 1

Label	Replicates Concentration		
Ag 328.068	53.1769	54.7773	53.2153
Al 308.215	5003.28	4983.91	5000.14
As 188.980	74.7417	71.2704	67.1300
B 249.678	210.783	211.395	213.276
Ba 389.178	101.657	100.569	102.135
Be 313.042	51.5684	51.3459	51.5374
Ca 370.602	4965	4936	4956
Cd 226.502	51.8553	51.2427	51.8042
Co 228.615	49.9916	49.5523	49.8478
Cr 267.716	104.804	104.350	104.758
Cu 324.754	101.583	101.529	101.194
Fe 271.441	5030.13	5011.57	5038.76
K 766.491	5070.39	5056.23	5069.91
Mg 279.078	5094.31	5069.71	5078.38
Mn 257.610	534.154	531.717	532.580
Mo 202.032	100.346	100.369	100.356
Na 330.237	4481.11	4263.65	4408.18
Ni 231.604	104.777	103.848	104.638
Pb 220.353	52.8996	51.4362	50.6049
Sb 206.834	30.4560	32.2689	42.0457
Se 196.026	100.234	95.6801	91.0478
Sn 189.925	9.7394	11.5778	9.7991
Sr 216.596	105.977	104.804	105.141
Ti 334.941	94.4464	94.0017	94.3134
Tl 190.794	41.8893	47.8139	35.8431
V 292.401	103.348	102.327	103.042
Zn 206.200	100.839	99.1231	100.626

Label	Sol'n Conc.	Units	SD	%RSD	Int. (c/s)
Ag 328.068	53.7232	ppb	0.9131	1.7	3042.39
Al 308.215	4995.77	ppb	10.3968	0.2	24524.4
As 188.980	71.0474	ppb	3.8107	5.4	46.5458
B 249.678	211.818	ppb	1.2990	0.6	1648.32
Ba 389.178	101.454	ppb	0.8021	0.8	2397.97
Be 313.042	51.4839	ppb	0.1206	0.2	92886.3
Ca 370.602	4952	ppb	15.09	0.3	16131
Cd 226.502	51.6341	ppb	0.3399	0.7	1668.09
Co 228.615	49.7972	ppb	0.2240	0.4	590.587
Cr 267.716	104.637	ppb	0.2496	0.2	3963.11
Cu 324.754	101.435	ppb	0.2109	0.2	4980.76
Fe 271.441	5026.82	ppb	13.8940	0.3	7224.07
K 766.491	5065.51	ppb	8.0369	0.2	352774
Mg 279.078	5080.80	ppb	12.4798	0.2	9207.35
Mn 257.610	532.817	ppb	1.2352	0.2	99768.0
Mo 202.032	100.357	ppb	0.0117	0.0	642.074
Na 330.237	4384.31	ppb	110.674	2.5	215.166
Ni 231.604	104.421	ppb	0.5014	0.5	218.735
Pb 220.353	51.6469	ppb	1.1618	2.2	74.8997
Sb 206.834	34.9235	ppb	6.2342	17.9	29.5262
Se 196.026	95.6541	ppb	4.5934	4.8	42.1501
Sn 189.925	10.3721	ppb	1.0446	10.1	9.0742
Sr 216.596	105.307	ppb	0.6041	0.6	952.867
Ti 334.941	94.2538	ppb	0.2282	0.2	24711.4
Tl 190.794	41.8488	ppb	5.9855	14.3	27.0135
V 292.401	102.905	ppb	0.5240	0.5	2729.50
Zn 206.200	100.196	ppb	0.9354	0.9	146.608

ics 680-269483/3-a (Samp) 3/15/2013, 7:58:40 PM Rack 2, Tube 33
Weight: 1 Volume: 1 Dilution: 1

Label	Replicates Concentration		
Ag 328.068	218.996	218.767	217.513
Al 308.215	2013.89	2020.82	2018.88
As 188.980	219.685	221.396	216.512
B 249.678	421.549	424.502	426.994
Ba 389.178	200.882	201.665	201.104
Be 313.042	208.140	208.495	208.269
Ca 370.602	19882	19949	19900
Cd 226.502	206.449	206.607	206.080
Co 228.615	199.658	199.886	201.118
Cr 267.716	207.067	207.996	207.426
Cu 324.754	204.439	203.152	202.960
Fe 271.441	21168.5	21181.7	21182.5
K 766.491	19882.1	19918.8	19964.0
Mg 279.078	20644.8	20671.0	20674.9
Mn 257.610	2116.34	2119.85	2117.09
Mo 202.032	204.774	205.304	203.975
Na 330.237	17934.3	18109.0	18226.8
Ni 231.604	206.103	205.958	209.222
Pb 220.353	203.462	207.850	206.704
Sb 206.834	206.168	204.896	203.092
Se 196.026	193.527	190.425	188.598
Sn 189.925	206.170	203.994	202.077
Sr 216.596	224.744	223.664	224.570
Ti 334.941	208.043	208.495	208.252
Tl 190.794	45.0739	41.3044	52.2404
V 292.401	203.979	204.918	204.601
Zn 206.200	188.728	189.935	187.304

Label	Sol'n Conc.	Units	SD	%RSD	Int. (c/s)
Ag 328.068	218.425	ppb	0.7985	0.4	12635.9
Al 308.215	2017.86	ppb	3.5735	0.2	10054.0
As 188.980	219.198	ppb	2.4782	1.1	144.695
B 249.678	424.348	ppb	2.7258	0.6	3258.98
Ba 389.178	201.217	ppb	0.4036	0.2	4818.94
Be 313.042	208.302	ppb	0.1800	0.1	376551
Ca 370.602	19910	ppb	34.74	0.2	64556
Cd 226.502	206.379	ppb	0.2703	0.1	6649.96
Co 228.615	200.221	ppb	0.7857	0.4	2327.08
Cr 267.716	207.496	ppb	0.4684	0.2	7867.49
Cu 324.754	203.517	ppb	0.8044	0.4	9872.31
Fe 271.441	21177.6	ppb	7.8812	0.0	30410.6
K 766.491	19921.6	ppb	41.0403	0.2	1385483
Mg 279.078	20663.6	ppb	16.3993	0.1	37325.4
Mn 257.610	2117.76	ppb	1.8446	0.1	396480
Mo 202.032	204.685	ppb	0.6689	0.3	1301.35
Na 330.237	18090.0	ppb	147.187	0.8	861.304
Ni 231.604	207.094	ppb	1.8441	0.9	434.138
Pb 220.353	206.005	ppb	2.2755	1.1	297.627
Sb 206.834	204.718	ppb	1.5456	0.8	176.907
Se 196.026	190.850	ppb	2.4921	1.3	85.2875
Sn 189.925	204.080	ppb	2.0476	1.0	184.779
Sr 216.596	224.326	ppb	0.5801	0.3	2024.90
Ti 334.941	208.263	ppb	0.2261	0.1	54752.4
Tl 190.794	46.2062	ppb	5.5552	12.0	27.9018
V 292.401	204.499	ppb	0.4778	0.2	5427.83
Zn 206.200	188.656	ppb	1.3168	0.7	277.849

E03152013.vvq. All Data Report 3/16/2013, 9:03:24 AM

680-88184-a-1-h (Samp) 3/15/2013, 8:04:05 PM Rack 2, Tube 34

Weight: 1 Volume: 1 Dilution: 1

Label	Replicates Concentration		
Ag 328.068	0.3049	0.0599	0.4095
Al 308.215	-5.9329u	-4.0920u	-4.3213u
As 188.980	5.6526	3.5503	-0.3786u
B 249.678	9.1348	8.6080	8.3121
Ba 389.178	9.6544	10.1639	9.5626
Be 313.042	0.0220	0.0202	0.0186
Ca 370.602	11283	11240	11271
Cd 226.502	-0.0882u	-0.0491u	0.1174
Co 228.615	2.1820	2.3172	2.5110
Cr 267.716	0.2378	0.3701	0.2462
Cu 324.754	1.8629	1.2463	1.6338
Fe 271.441	121.770	124.257	117.999
K 766.491	1748.69	1744.51	1754.31
Mg 279.078	3650.10	3639.91	3652.27
Mn 257.610	2100.33	2094.77	2101.77
Mo 202.032	2.2158	2.0666	2.2641
Na 330.237	6473.40	6389.32	6541.73
Ni 231.604	2.0939	2.0939	3.7275
Pb 220.353	-1.2725u	-1.1712u	-0.0808
Sb 206.834	1.7812	-1.5337u	2.6555
Se 196.026	-2.9085u	-10.4397u	2.7260
Sn 189.925	2.2350	0.5820	-0.2728u
Sr 216.596	86.5643	86.9078	86.1642
Ti 334.941	0.0433	0.0523	0.0115
Tl 190.794	9.3357	4.2191	8.9981
V 292.401	0.0754	-0.0046u	0.0280
Zn 206.200	17.3316	16.2248	19.2441

Label	Sol'n Conc.	Units	SD	%RSD	Int. (c/s)
Ag 328.068	0.2581	ppb	0.1794	69.5	-65.4758
Al 308.215	-4.7821	ppb	1.0032	21.0	199.275
As 188.980	2.9415	ppb	3.0614	104.1	1.5292
B 249.678	8.6850	ppb	0.4167	4.8	100.788
Ba 389.178	9.7936	ppb	0.3239	3.3	222.442
Be 313.042	0.0203	ppb	0.0017	8.4	-192.126
Ca 370.602	11265	ppb	22.38	0.2	37572
Cd 226.502	-0.0066	ppb	0.1092	1645.7	6.5764
Co 228.615	2.3367	ppb	0.1654	7.1	43.1213
Cr 267.716	0.2847	ppb	0.0741	26.0	14.4353
Cu 324.754	1.5810	ppb	0.3117	19.7	199.196
Fe 271.441	121.342	ppb	3.1509	2.6	180.723
K 766.491	1749.17	ppb	4.9205	0.3	122242
Mg 279.078	3647.43	ppb	6.5997	0.2	6598.19
Mn 257.610	2098.95	ppb	3.6963	0.2	392833
Mo 202.032	2.1822	ppb	0.1030	4.7	21.2357
Na 330.237	6468.15	ppb	76.3408	1.2	316.904
Ni 231.604	2.6384	ppb	0.9432	35.7	5.3834
Pb 220.353	-0.8415	ppb	0.6608	78.5	-0.2501
Sb 206.834	0.9677	ppb	2.2099	228.4	0.0869
Se 196.026	-3.5407	ppb	6.6056	186.6	-2.0117
Sn 189.925	0.8481	ppb	1.2749	150.3	0.4396
Sr 216.596	86.5455	ppb	0.3721	0.4	787.433
Ti 334.941	0.0357	ppb	0.0214	60.0	-66.5069
Tl 190.794	7.5176	ppb	2.8616	38.1	1.6803
V 292.401	0.0329	ppb	0.0402	122.1	-3.7168
Zn 206.200	17.6002	ppb	1.5275	8.7	26.8915

E03152013.vvq. All Data Report 3/16/2013, 9:03:24 AM

680-88184-d-3-d (Samp) 3/15/2013, 8:09:31 PM Rack 2, Tube 35

Weight: 1

Volume: 1

Dilution: 1

Label	Replicates Concentration		
Ag 328.068	1.1956	1.6588	1.0318
Al 308.215	14.2723	14.6972	17.9625
As 188.980	-1.9907u	0.5049u	-6.1397u
B 249.678	4.0890	3.1309	4.4495
Ba 389.178	9.0234	8.3392	9.1941
Be 313.042	0.1149u	0.1183u	0.0995u
Ca 370.602	6031	6025	6047
Cd 226.502	0.0223	-0.0142u	0.2731
Co 228.615	1.0838u	2.1158u	1.2200u
Cr 267.716	0.4962	0.0199u	0.4046
Cu 324.754	0.8251	1.4815	1.5652
Fe 271.441	97.7563	89.3338	94.5148
K 766.491	2347.64	2339.16	2343.71
Mg 279.078	1833.36	1833.51	1836.52
Mn 257.610	94.2614	93.9597	94.1500
Mo 202.032	2135.87	2131.71	2140.48
Na 330.237	6564.08	6544.40	6506.85
Ni 231.604	3.4029	3.5000	4.2338
Pb 220.353	1.4953u	0.6348u	0.0500u
Sb 206.834	-9.5100u	-6.7044u	0.9617u
Se 196.026	2.4719	7.0851	-4.6859u
Sn 189.925	2.2299	-1.0524u	-1.1237u
Sr 216.596	69.3851	69.3303	69.2299
Ti 334.941	0.1037	-0.0157	0.0684
Tl 190.794	-5.0820u	2.7474	-1.2303u
V 292.401	1203.32	1204.21	1205.92
Zn 206.200	6.6354	8.3722	7.7932

Label	Sol'n Conc.	Units	SD	%RSD	Int. (c/s)
Ag 328.068	1.2954	ppb	0.3252	25.1	-5.9463
Al 308.215	15.6440	ppb	2.0191	12.9	517.064
As 188.980	-2.5418	ppb	3.3564	132.0	-2.7539
B 249.678	3.8898	ppb	0.6815	17.5	64.1877
Ba 389.178	8.8522	ppb	0.4525	5.1	208.919
Be 313.042	0.1109	ppb	0.0100	9.0	-383.323
Ca 370.602	6034	ppb	11.32	0.2	20134
Cd 226.502	0.0937	ppb	0.1564	166.8	9.7215
Co 228.615	1.4732	ppb	0.5607	38.1	-37.5605
Cr 267.716	0.3069	ppb	0.2528	82.4	-0.6022
Cu 324.754	1.2906	ppb	0.4053	31.4	229.466
Fe 271.441	93.8683	ppb	4.2483	4.5	149.728
K 766.491	2343.50	ppb	4.2450	0.2	163556
Mg 279.078	1834.46	ppb	1.7830	0.1	3352.24
Mn 257.610	94.1237	ppb	0.1526	0.2	17645.7
Mo 202.032	2136.02	ppb	4.3891	0.2	13521.6
Na 330.237	6538.44	ppb	29.0717	0.4	320.333
Ni 231.604	3.7123	ppb	0.4543	12.2	7.6330
Pb 220.353	0.7267	ppb	0.7270	100.0	-0.7995
Sb 206.834	-5.0842	ppb	5.4206	106.6	-29.8704
Se 196.026	1.6237	ppb	5.9311	365.3	-0.1465
Sn 189.925	0.0179	ppb	1.9159	10685.8	-0.3156
Sr 216.596	69.3151	ppb	0.0787	0.1	568.351
Ti 334.941	0.0521	ppb	0.0613	117.6	-69.8247
Tl 190.794	-1.1883	ppb	3.9148	329.4	-2.5502
V 292.401	1204.48	ppb	1.3191	0.1	31867.1
Zn 206.200	7.6003	ppb	0.8843	11.6	123627

E03152013.wvq. All Data Report 3/16/2013, 9:03:24 AM

680-88184-a-4-d (Samp) 3/15/2013, 8:14:58 PM Rack 2, Tube 36

Weight: 1

Volume: 1

Dilution: 1

Label	Replicates Concentration		
Ag 328.068	0.6683	-0.3004u	0.6369
Al 308.215	-1.6261u	-4.3300u	-2.8356u
As 188.980	1.6757	-5.0844u	1.3234
B 249.678	12.7205	11.5262	11.9569
Ba 389.178	76.8349	77.6197	76.9570
Be 313.042	0.0373	0.0375	0.0435
Ca 370.602	957.2	963.4	963.4
Cd 226.502	0.0263	-0.0510u	-0.0037u
Co 228.615	3.7196	3.1480	3.6269
Cr 267.716	0.0925	0.0624	0.3626
Cu 324.754	3.7843	3.7996	3.1851
Fe 271.441	28.6876	27.5963	22.2193
K 766.491	2191.11	2185.31	2183.15
Mg 279.078	631.792	634.077	634.542
Mn 257.610	612.780	613.926	615.010
Mo 202.032	3.1185	2.3252	2.5616
Na 330.237	6175.58	5959.46	6126.92
Ni 231.604	1.5172	0.6825	2.0736
Pb 220.353	-1.2867u	0.0473	0.9940
Sb 206.834	1.2004	1.5360	1.0905
Se 196.026	7.5950	1.7729	-10.1648u
Sn 189.925	1.3166	-1.3583u	0.9084
Sr 216.596	22.4994	22.0496	22.2986
Ti 334.941	0.0941	0.0720	0.0342
Tl 190.794	2.1747	3.3155	5.5502
V 292.401	0.1540	0.4508	0.5409
Zn 206.200	28.1736	26.8809	29.1155

Label	Sol'n Conc.	Units	SD	%RSD	Int. (c/s)
Ag 328.068	0.3349	ppb	0.5504	164.3	-64.1079
Al 308.215	-2.9306	ppb	1.3544	46.2	208.361
As 188.980	-0.6951	ppb	3.8053	547.4	-0.9721
B 249.678	12.0679	ppb	0.6049	5.0	126.698
Ba 389.178	77.1372	ppb	0.4223	0.5	1804.04
Be 313.042	0.0394	ppb	0.0035	9.0	-160.441
Ca 370.602	961.3	ppb	3.596	0.4	3274
Cd 226.502	-0.0095	ppb	0.0390	412.2	6.2501
Co 228.615	3.4982	ppb	0.3068	8.8	56.5128
Cr 267.716	0.1725	ppb	0.1653	95.8	5.0778
Cu 324.754	3.5897	ppb	0.3505	9.8	295.312
Fe 271.441	26.1677	ppb	3.4627	13.2	44.3589
K 766.491	2186.52	ppb	4.1166	0.2	152644
Mg 279.078	633.471	ppb	1.4719	0.2	1176.56
Mn 257.610	613.906	ppb	1.1152	0.2	114911
Mo 202.032	2.6685	ppb	0.4073	15.3	24.3163
Na 330.237	6087.32	ppb	113.373	1.9	298.743
Ni 231.604	1.4244	ppb	0.7002	49.2	2.8381
Pb 220.353	-0.0818	ppb	1.1458	1401.0	0.5650
Sb 206.834	1.2756	ppb	0.2321	18.2	0.3392
Se 196.026	-0.2656	ppb	9.0537	3408.2	-0.8774
Sn 189.925	0.2889	ppb	1.4411	498.8	-0.0723
Sr 216.596	22.2825	ppb	0.2253	1.0	208.920
Ti 334.941	0.0667	ppb	0.0303	45.4	-71.0831
Tl 190.794	3.6801	ppb	1.7170	46.7	0.5334
V 292.401	0.3819	ppb	0.2025	53.0	5.4625
Zn 206.200	28.0567	ppb	1.1219	4.0	42.0850

E03152013.wvq. All Data Report 3/16/2013, 9:03:24 AM

Cont Calib Verif (CCV) 3/15/2013, 8:20:23 PM Rack 2, Tube 37
 Weight: 1 Volume: 1 Dilution: 1

Label	Replicates Concentration		
Ag 328.068	507.242	511.886	501.505
Al 308.215	5105.52	5035.92	5072.02
As 188.980	473.168	462.298	463.624
B 249.678	2569.59	2559.85	2600.67
Ba 389.178	4972.72	4912.93	4939.84
Be 313.042	495.844	488.896	492.696
Ca 370.602	4991	4920	4944
Cd 226.502	498.315	492.559	495.624
Co 228.615	494.214	487.842	488.782
Cr 267.716	5040.84	4976.23	5021.39
Cu 324.754	4862.35	4880.79	4923.87
Fe 271.441	5052.46	4990.89	5037.19
K 766.491	9587.85	9458.85	9483.66
Mg 279.078	4962.36	4914.36	4945.41
Mn 257.610	5063.08	5009.64	5045.65
Mo 202.032	501.973	499.988	501.163
Na 330.237	7177.52	7289.95	7396.08
Ni 231.604	2517.18	2501.39	2520.35
Pb 220.353	506.541	500.514	508.273
Sb 206.834	951.405	952.562	967.360
Se 196.026	4869.21	4793.05	4821.55
Sn 189.925	4919.92	4881.18	4910.15
Sr 216.596	2541.80	2513.75	2535.82
Ti 334.941	496.045	490.201	493.854
Tl 190.794	5107.36	5053.09	5057.49
V 292.401	4961.40	4894.14	4930.67
Zn 206.200	2441.10	2412.10	2430.52

Label	Sol'n Conc.	Units	SD	%RSD	Int. (c/s)	QC Value
Ag 328.068	506.878	ppb	5.2002	1.0	29389.5	101.37551
Al 308.215	5071.16	ppb	34.8116	0.7	24862.8	101.42310
As 188.980	466.363	ppb	5.9303	1.3	308.526	93.27269
B 249.678	2576.71	ppb	21.3215	0.8	19708.6	103.06821
Ba 389.178	4941.83	ppb	29.9462	0.6	116675	98.83659
Be 313.042	492.479	ppb	3.4789	0.7	890417	98.49574
Ca 370.602	4952	ppb	36.06	0.7	16381	99.03198
Cd 226.502	495.500	ppb	2.8801	0.6	15860.3	99.09990
Co 228.615	490.279	ppb	3.4396	0.7	5687.38	98.05589
Cr 267.716	5012.82	ppb	33.1454	0.7	189919	100.25638
Cu 324.754	4889.01	ppb	31.5719	0.6	234057	97.78013
Fe 271.441	5026.85	ppb	32.0623	0.6	7320.76	100.53691
K 766.491	9510.12	ppb	68.4482	0.7	661737	95.10117
Mg 279.078	4940.71	ppb	24.3427	0.5	8892.39	98.81416
Mn 257.610	5039.45	ppb	27.2502	0.5	943128	100.78909
Mo 202.032	501.041	ppb	0.9981	0.2	3169.57	100.20827
Na 330.237	7287.85	ppb	109.294	1.5	334.447	97.17133
Ni 231.604	2512.98	ppb	10.1574	0.4	5265.44	100.51900
Pb 220.353	505.109	ppb	4.0728	0.8	728.906	101.02182
Sb 206.834	957.109	ppb	8.8965	0.9	864.342	38.28436Q
Se 196.026	4827.94	ppb	38.4810	0.8	2165.53	96.55878
Sn 189.925	4903.75	ppb	20.1460	0.4	4447.36	98.07501
Sr 216.596	2530.46	ppb	14.7721	0.6	22705.0	101.21823
Ti 334.941	493.367	ppb	2.9524	0.6	129641	98.67332
Tl 190.794	5072.65	ppb	30.1405	0.6	3524.09	101.45291
V 292.401	4928.74	ppb	33.6700	0.7	131681	98.57473
Zn 206.200	2427.91	ppb	14.6790	0.6	2514.91	97.11633

E03152013.vvq. All Data Report 3/16/2013, 9:03:24 AM

Cont Calib Blank (CCB) 3/15/2013, 8:25:49 PM Rack 2, Tube 38

Weight: 1 Volume: 1 Dilution: 1

Label	Replicates Concentration		
Ag 328.068	0.5428	1.1942	0.6673
Al 308.215	-0.8383u	0.7546	-2.2487u
As 188.980	-1.4287u	1.7936	1.3962
B 249.678	26.2967	22.5288	20.1785
Ba 389.178	0.1741	1.0270	0.7998
Be 313.042	0.0666	0.0581	0.0498
Ca 370.602	-8.415u	-5.842u	-1.724u
Cd 226.502	0.1968	0.0811	0.0086
Co 228.615	-0.0369u	-0.3353u	-0.9476u
Cr 267.716	0.5940	0.8773	0.8220
Cu 324.754	0.9589	1.1008	0.0775
Fe 271.441	-5.2383u	2.3906	-3.2422u
K 766.491	-5.2287u	-4.9688u	-4.9142u
Mg 279.078	-4.5599u	-15.2748u	-6.9277u
Mn 257.610	0.8860	0.8802	0.8042
Mo 202.032	1.6318	0.8492	0.5538
Na 330.237	-307.893u	-229.531u	-489.646u
Ni 231.604	0.6240	0.0580	0.5337
Pb 220.353	2.5580	1.3793	-1.8017u
Sb 206.834	9.7550	5.1677	0.9314
Se 196.026	2.8098	4.4844	10.0716
Sn 189.925	1.9233	0.2298	-3.0543u
Sr 216.596	-0.1564u	-0.1018u	0.1008
Ti 334.941	0.3444	0.3330	0.3023
Tl 190.794	5.6485	6.5103	4.6324
V 292.401	1.2814	0.9733	0.4597
Zn 206.200	0.5801	0.3325	-1.0387u

Label	Sol'n Conc.	Units	SD	%RSD	Int. (c/s)	QC Value
Ag 328.068	0.8014	ppb	0.3458	43.2	-38.3566	0.80143
Al 308.215	-0.7775	ppb	1.5026	193.3	218.627	-0.77748
As 188.980	0.5871	ppb	1.7570	299.3	-0.1298	0.58706
B 249.678	23.0013	ppb	3.0864	13.4	210.216	23.00132
Ba 389.178	0.6670	ppb	0.4417	66.2	-2.9136	0.66698
Be 313.042	0.0581	ppb	0.0084	14.4	-125.658	0.05814
Ca 370.602	-5.327	ppb	3.375	63.4	43.75	-5.32736
Cd 226.502	0.0955	ppb	0.0949	99.4	9.5656	0.09550
Co 228.615	-0.4399	ppb	0.4643	105.5	11.0931	-0.43994
Cr 267.716	0.7645	ppb	0.1502	19.6	25.3136	0.76447
Cu 324.754	0.7124	ppb	0.5544	77.8	157.559	0.71239
Fe 271.441	-2.0299	ppb	3.9563	194.9	3.4244	-2.02995
K 766.491	-5.0372	ppb	0.1680	3.3	299.838	-5.03723
Mg 279.078	-8.9208	ppb	5.6286	63.1	25.0781	-8.92077
Mn 257.610	0.8568	ppb	0.0456	5.3	183.004	0.85680
Mo 202.032	1.0116	ppb	0.5570	55.1	13.8325	1.01157
Na 330.237	-342.357	ppb	133.438	39.0	-6.9538	-342.35669
Ni 231.604	0.4052	ppb	0.3041	75.0	0.7020	0.40523
Pb 220.353	0.7119	ppb	2.2552	316.8	1.5972	0.71186
Sb 206.834	5.2847	ppb	4.4130	83.5	3.8179	5.28472
Se 196.026	5.7886	ppb	3.8025	65.7	1.6999	5.78862
Sn 189.925	-0.3004	ppb	2.5308	842.4	-0.6097	-0.30042
Sr 216.596	-0.0525	ppb	0.1355	258.3	8.1320	-0.05248
Ti 334.941	0.3266	ppb	0.0218	6.7	-5.0169	0.32659
Tl 190.794	5.5971	ppb	0.9400	16.8	2.4943	5.59708
V 292.401	0.9048	ppb	0.4151	45.9	19.8241	0.90480
Zn 206.200	-0.0420	ppb	0.8720	217.8	1.2571	-0.04203

E03152013.vvq. All Data Report 3/16/2013, 9:03:24 AM

680-88185-a-1-d (Samp) 3/15/2013, 8:31:15 PM Rack 2, Tube 39

Weight: 1

Volume: 1

Dilution: 1

Label	Replicates Concentration		
Ag 328.068	0.0509u	0.7115	-0.4903u
Al 308.215	-1.0831u	-4.3532u	-6.7537u
As 188.980	0.3831	-2.0297u	-3.8940u
B 249.678	29.5045	29.2815	30.0399
Ba 389.178	71.1161	70.7915	71.6873
Be 313.042	0.0904	0.0878	0.0901
Ca 370.602	13231	13134	13114
Cd 226.502	0.1207	-0.1892u	0.3077
Co 228.615	-0.1206u	-0.0219u	0.1759
Cr 267.716	1.6523	1.3741	1.4126
Cu 324.754	9.0491	8.9885	9.1067
Fe 271.441	6.2284	0.3569	-1.5810u
K 766.491	2063.61	2058.94	2060.53
Mg 279.078	6224.72	6189.71	6175.85
Mn 257.610	41.9100	41.7911	41.7971
Mo 202.032	0.5904	0.3630	0.6345
Na 330.237	8797.29	9165.88	8988.00
Ni 231.604	13.3538	11.7030	13.7466
Pb 220.353	0.8370	0.3497	2.2179
Sb 206.834	-3.0692u	7.9355	-1.6302u
Se 196.026	2.4030	0.0397	10.7703
Sn 189.925	-2.4197u	1.7283	-0.6838u
Sr 216.596	128.765	127.361	128.416
Ti 334.941	-0.0426	-0.0201	-0.0293
Tl 190.794	-0.5782u	-0.1768u	-1.2037u
V 292.401	0.6104	0.5237	0.9835
Zn 206.200	84.5978	82.8781	82.4878

Label	Sol'n Conc.	Units	SD	%RSD	Int. (c/s)
Ag 328.068	0.0907	ppb	0.6019	663.6	-83.9974
Al 308.215	-4.0633	ppb	2.8464	70.1	202.589
As 188.980	-1.8469	ppb	2.1444	116.1	-1.6270
B 249.678	29.6086	ppb	0.3897	1.3	260.672
Ba 389.178	71.1983	ppb	0.4535	0.6	1678.65
Be 313.042	0.0895	ppb	0.0014	1.6	-65.9767
Ca 370.602	13160	ppb	62.66	0.5	43823
Cd 226.502	0.0797	ppb	0.2510	314.8	9.0999
Co 228.615	0.0111	ppb	0.1510	1360.5	16.3182
Cr 267.716	1.4797	ppb	0.1507	10.2	52.6843
Cu 324.754	9.0481	ppb	0.0591	0.7	556.458
Fe 271.441	1.6681	ppb	4.0665	243.8	8.7769
K 766.491	2061.03	ppb	2.3729	0.1	143920
Mg 279.078	6196.76	ppb	25.1840	0.4	11229.6
Mn 257.610	41.8327	ppb	0.0670	0.2	7880.55
Mo 202.032	0.5293	ppb	0.1457	27.5	10.7809
Na 330.237	8983.72	ppb	184.333	2.1	436.179
Ni 231.604	12.9344	ppb	1.0844	8.4	26.9549
Pb 220.353	1.1349	ppb	0.9691	85.4	2.2157
Sb 206.834	1.0787	ppb	5.9816	554.5	0.2069
Se 196.026	4.4044	ppb	5.6383	128.0	1.0883
Sn 189.925	-0.4584	ppb	2.0832	454.5	-0.7435
Sr 216.596	128.181	ppb	0.7311	0.6	1161.68
Ti 334.941	-0.0307	ppb	0.0113	36.8	-73.2689
Tl 190.794	-0.6529	ppb	0.5175	79.3	-1.8959
V 292.401	0.7058	ppb	0.2443	34.6	14.5548
Zn 206.200	83.3212	ppb	1.1226	1.3	287.379

E03152013.vvq. All Data Report 3/16/2013, 9:03:24 AM

680-88185-d-3-d (Samp) 3/15/2013, 8:36:40 PM Rack 2, Tube 40

Weight: 1

Volume: 1

Dilution: 1

Label	Replicates Concentration		
Ag 328.068	0.5976	1.1632	0.1761
Al 308.215	4.9773	0.1005	0.3318
As 188.980	-1.1280u	0.1880	-5.5704u
B 249.678	31.8815	30.1118	30.9092
Ba 389.178	67.4251	69.4699	66.8065
Be 313.042	0.0151	0.0101	0.0048
Ca 370.602	13734	13780	13738
Cd 226.502	-0.0992u	-0.0788u	0.0392
Co 228.615	0.1828	-0.2659u	-0.7145u
Cr 267.716	1.6619	1.9470	1.8069
Cu 324.754	0.9532	1.3125	0.4993
Fe 271.441	6.2320	0.9540	0.9621
K 766.491	2081.78	2090.60	2094.13
Mg 279.078	6448.64	6453.93	6433.76
Mn 257.610	-0.0039	0.0576	-0.0274
Mo 202.032	-0.0791u	0.0438	0.3883
Na 330.237	9152.19	9451.38	9370.09
Ni 231.604	1.3035	3.3198	1.4351
Pb 220.353	-1.9817u	0.2945	-1.3364u
Sb 206.834	0.1160	-1.6817u	-0.3632u
Se 196.026	6.1314	7.5178	-1.0313u
Sn 189.925	0.1727	-1.4017u	-2.5434u
Sr 216.596	134.636	134.812	135.204
Ti 334.941	-0.0598	-0.0857	-0.0814
Tl 190.794	-2.0817u	6.1572	-0.7692u
V 292.401	1.0471	0.8928	0.9263
Zn 206.200	3.6839	4.4933	3.2401

Label	Sol'n Conc.	Units	SD	%RSD	Int. (c/s)
Ag 328.068	0.6456	ppb	0.4953	76.7	-52.0552
Al 308.215	1.8032	ppb	2.7513	152.6	231.094
As 188.980	-2.1701	ppb	3.0174	139.0	-1.8360
B 249.678	30.9675	ppb	0.8863	2.9	271.052
Ba 389.178	67.9005	ppb	1.3939	2.1	1601.46
Be 313.042	0.0100	ppb	0.0051	51.6	-209.638
Ca 370.602	13751	ppb	25.10	0.2	45788
Cd 226.502	-0.0462	ppb	0.0747	161.6	5.0661
Co 228.615	-0.2659	ppb	0.4486	168.8	13.1252
Cr 267.716	1.8053	ppb	0.1426	7.9	64.8839
Cu 324.754	0.9217	ppb	0.4075	44.2	167.556
Fe 271.441	2.7160	ppb	3.0449	112.1	10.2535
K 766.491	2088.84	ppb	6.3654	0.3	145854
Mg 279.078	6445.44	ppb	10.4572	0.2	11679.2
Mn 257.610	0.0087	ppb	0.0439	501.4	54.8864
Mo 202.032	0.1176	ppb	0.2423	206.0	8.1756
Na 330.237	9324.55	ppb	154.709	1.7	452.936
Ni 231.604	2.0195	ppb	1.1281	55.9	4.0844
Pb 220.353	-1.0079	ppb	1.1731	116.4	-0.8820
Sb 206.834	-0.6430	ppb	0.9309	144.8	-1.2725
Se 196.026	4.2059	ppb	4.5883	109.1	0.9899
Sn 189.925	-1.2575	ppb	1.3638	108.5	-1.4679
Sr 216.596	134.884	ppb	0.2906	0.2	1222.14
Ti 334.941	-0.0756	ppb	0.0139	18.4	-84.0578
Tl 190.794	1.1021	ppb	4.4268	401.7	-0.6320
V 292.401	0.9554	ppb	0.0812	8.5	21.2514
Zn 206.200	3.8058	ppb	0.6354	16.7	6.8447

E03152013.vvq. All Data Report 3/16/2013, 9:03:24 AM

680-88220-a-1-d (Samp) 3/15/2013, 8:42:06 PM Rack 2, Tube 41
 Weight: 1 Volume: 1 Dilution: 1

Label	Replicates Concentration		
Ag 328.068	-0.1026u	-0.0800u	-0.3921u
Al 308.215	2.9945	3.7914	1.7315
As 188.980	12.4521	15.9920	12.4152
B 249.678	114.960	115.129	115.491
Ba 389.178	274.159	274.287	274.206
Be 313.042	-0.0040u	0.0032	-0.0041u
Ca 370.602	77962	77917	77797
Cd 226.502	0.0531	0.2067	-0.1200u
Co 228.615	-0.3014u	-0.4859u	0.0003
Cr 267.716	2.0499	2.0752	1.9929
Cu 324.754	-0.1087u	-0.4773u	0.0032
Fe 271.441	17.5136	21.4634	6.8441
K 766.491	24861.3	24897.2	24997.7
Mg 279.078	33389.4	33368.1	33330.8
Mn 257.610	363.659	363.274	363.295
Mo 202.032	-0.1787u	1.0691	-0.0551u
Na 330.237	236474x	235250x	237113x
Ni 231.604	2.1804	2.3383	0.8354
Pb 220.353	0.5201	0.8199	-0.4279u
Sb 206.834	0.4372	-2.0725u	1.9494
Se 196.026	3.6409	5.2358	1.4972
Sn 189.925	1.3948	-1.3636u	-0.9118u
Sr 216.596	471.812	471.263	471.166
Ti 334.941	-0.2536	-0.1926	-0.1701
Tl 190.794	3.3685	1.1343	3.3498
V 292.401	0.6505	0.7474	0.5476
Zn 206.200	2.4458	3.0541	3.4123

Label	Sol'n Conc.	Units	SD	%RSD	Int. (c/s)
Ag 328.068	-0.1916b	ppb	0.1740	90.8	-111.129
Al 308.215	2.8391b	ppb	1.0387	36.6	236.180
As 188.980	13.6198b	ppb	2.0545	15.1	9.1976
B 249.678	115.193b	ppb	0.2713	0.2	914.289
Ba 389.178	274.217b	ppb	0.0648	0.0	6543.68
Be 313.042	-0.0016b	ppb	0.0042	256.3	-237.058
Ca 370.602	77892b	ppb	85.52	0.1	259093
Cd 226.502	0.0466b	ppb	0.1635	350.6	7.2851
Co 228.615	-0.2624b	ppb	0.2454	93.6	13.1731
Cr 267.716	2.0393b	ppb	0.0422	2.1	78.1550
Cu 324.754	-0.1943b	ppb	0.2514	129.4	114.170
Fe 271.441	15.2737b	ppb	7.5627	49.5	28.2697
K 766.491	24918.7b	ppb	70.7090	0.3	1732851
Mg 279.078	33362.8b	ppb	29.6970	0.1	60276.6
Mn 257.610	363.409b	ppb	0.2165	0.1	68187.4
Mo 202.032	0.2784b	ppb	0.6875	246.9	9.1931
Na 330.237	236279xb	ppb	946.443	0.4	11250.8
Ni 231.604	1.7847b	ppb	0.8259	46.3	3.5927
Pb 220.353	0.3040b	ppb	0.6513	214.2	1.0778
Sb 206.834	0.1047b	ppb	2.0315	1939.7	-0.6296
Se 196.026	3.4580b	ppb	1.8760	54.3	0.7364
Sn 189.925	-0.2935b	ppb	1.4795	504.0	-0.4782
Sr 216.596	471.413b	ppb	0.3484	0.1	4252.31
Ti 334.941	-0.2054b	ppb	0.0432	21.0	-20.3914
Tl 190.794	2.6176b	ppb	1.2845	49.1	0.0491
V 292.401	0.6485b	ppb	0.0999	15.4	11.5217
Zn 206.200	2.9707b	ppb	0.4886	181.0	287.6304

E03152013.vvq. All Data Report 3/16/2013, 9:03:24 AM

680-88220-a-2-b (Samp) 3/15/2013, 8:47:31 PM Rack 2, Tube 42

Weight: 1 Volume: 1 Dilution: 1

Label	Replicates Concentration		
Ag 328.068	-0.8325u	-0.3294u	1.4347
Al 308.215	1871.06	1870.01	1867.55
As 188.980	291.938	294.254	301.933
B 249.678	733.352	736.488	742.765
Ba 389.178	31.4384	31.4002	31.0978
Be 313.042	0.1390	0.1493	0.1437
Ca 370.602	36987	37037	36914
Cd 226.502	0.3975	0.3197	0.2062
Co 228.615	0.7858	0.5807	0.6903
Cr 267.716	22.5327	22.4608	22.8087
Cu 324.754	2.4827	1.9877	1.8410
Fe 271.441	1494.43	1495.51	1492.54
K 766.491	84149.8x	84732.3x	84365.3x
Mg 279.078	23819.4	23838.9	23763.2
Mn 257.610	19.5626	19.6293	19.5842
Mo 202.032	1.4689	1.4134	1.4675
Na 330.237	906375x	908060x	910447x
Ni 231.604	9.5610	9.1667	10.8277
Pb 220.353	2.5659	1.3774	2.4379
Sb 206.834	5.6680	7.9743	3.4539
Se 196.026	6.2012	-1.6819u	3.7061
Sn 189.925	89.7903	93.9352	93.8913
Sr 216.596	689.218	689.952	687.605
Ti 334.941	123.407	123.589	123.210
Tl 190.794	-0.2764u	-2.1499u	1.1775
V 292.401	32.2284	32.8398	32.2754
Zn 206.200	57.6968	54.5712	52.9552

Label	Sol'n Conc.	Units	SD	%RSD	Int. (c/s)
Ag 328.068	0.0910b	ppb	1.1906	1309.0	-103.009
Al 308.215	1869.54b	ppb	1.7989	0.1	9312.87
As 188.980	296.042b	ppb	5.2315	1.8	196.066
B 249.678	737.535b	ppb	4.7928	0.6	5665.97
Ba 389.178	31.3121b	ppb	0.1866	0.6	786.306
Be 313.042	0.1440b	ppb	0.0052	3.6	-64.1236
Ca 370.602	36980b	ppb	61.64	0.2	122929
Cd 226.502	0.3078b	ppb	0.0962	31.3	15.4588
Co 228.615	0.6856b	ppb	0.1026	15.0	27.2121
Cr 267.716	22.6007b	ppb	0.1836	0.8	865.653
Cu 324.754	2.1038b	ppb	0.3362	16.0	224.287
Fe 271.441	1494.16b	ppb	1.4999	0.1	2149.83
K 766.491	84415.8xb	ppb	294.504	0.3	5868732
Mg 279.078	23807.2b	ppb	39.2945	0.2	43027.4
Mn 257.610	19.5920b	ppb	0.0340	0.2	3801.28
Mo 202.032	1.4499b	ppb	0.0316	2.2	16.4886
Na 330.237	908294xb	ppb	2046.06	0.2	43221.6
Ni 231.604	9.8518b	ppb	0.8678	8.8	20.5212
Pb 220.353	2.1271b	ppb	0.6524	30.7	3.5549
Sb 206.834	5.6987b	ppb	2.2603	39.7	4.3995
Se 196.026	2.7418b	ppb	4.0291	146.9	0.3458
Sn 189.925	92.5389b	ppb	2.3805	2.6	83.9598
Sr 216.596	688.925b	ppb	1.2005	0.2	6204.39
Ti 334.941	123.402b	ppb	0.1895	0.2	32388.3
Tl 190.794	-0.4163b	ppb	1.6681	400.7	-1.7518
V 292.401	32.4479b	ppb	0.3402	1.0	858.814
Zn 206.200	55.0744b	ppb	2.4105	4.4	281.2773

E03152013.vvq. All Data Report 3/16/2013, 9:03:24 AM

680-88220-a-3-b (Samp) 3/15/2013, 8:52:57 PM Rack 2, Tube 43
 Weight: 1 Volume: 1 Dilution: 1

Label	Replicates Concentration		
Ag 328.068	0.5244	0.8730	0.5978
Al 308.215	19.6407	18.4176	20.4319
As 188.980	42.5343	44.4852	41.7331
B 249.678	840.138	844.350	845.782
Ba 389.178	460.823	461.170	458.282
Be 313.042	0.2806	0.2811	0.2825
Ca 370.602	55087	54870	54783
Cd 226.502	0.1982u	0.2265u	0.4549
Co 228.615	0.2433	0.1994	0.8059
Cr 267.716	6.7689	7.1018	7.1895
Cu 324.754	0.7146	0.5837	0.5987
Fe 271.441	1156.22	1154.08	1151.05
K 766.491	39498.8x	39434.2x	39475.9x
Mg 279.078	73263.9	73064.6	72947.6
Mn 257.610	106.039	105.594	105.463
Mo 202.032	9.4242	9.8902	9.7164
Na 330.237	2378633x	2352225x	2342663x
Ni 231.604	15.3327	14.8440	13.8620
Pb 220.353	1.8098	-0.7591u	5.4636
Sb 206.834	-0.3299u	1.3216	3.3941
Se 196.026	16.6693	13.2721	10.9284
Sn 189.925	0.4636	-0.0542	-0.0813
Sr 216.596	860.984	855.104	854.479
Ti 334.941	9.7284	9.8203	9.8090
Tl 190.794	0.1236u	1.5785	1.4588
V 292.401	30.7460	29.6706	30.2618
Zn 206.200	3.0998	2.7034	1.6519

Label	Sol'n Conc.	Units	SD	%RSD	Int. (c/s)
Ag 328.068	0.6651b	ppb	0.1838	27.6	-75.5690
Al 308.215	19.4967b	ppb	1.0148	5.2	317.767
As 188.980	42.9175b	ppb	1.4155	3.3	28.4045
B 249.678	843.423b	ppb	2.9339	0.3	6474.83
Ba 389.178	460.092b	ppb	1.5769	0.3	11039.4
Be 313.042	0.2814b	ppb	0.0010	0.4	30.0144
Ca 370.602	54914b	ppb	156.6	0.3	182577
Cd 226.502	0.2932b	ppb	0.1407	48.0	7.9332
Co 228.615	0.4162b	ppb	0.3382	81.3	20.9481
Cr 267.716	7.0201b	ppb	0.2219	3.2	295.489
Cu 324.754	0.6323b	ppb	0.0716	11.3	154.014
Fe 271.441	1153.78b	ppb	2.6014	0.2	1661.58
K 766.491	39469.6xb	ppb	32.7675	0.1	2744343
Mg 279.078	73092.1b	ppb	159.930	0.2	132016
Mn 257.610	105.699b	ppb	0.3018	0.3	20140.9
Mo 202.032	9.6769b	ppb	0.2355	2.4	68.5666
Na 330.237	2357840xb	ppb	18630.8	0.8	112188
Ni 231.604	14.6796b	ppb	0.7490	5.1	30.6306
Pb 220.353	2.1714b	ppb	3.1270	144.0	3.7067
Sb 206.834	1.4619b	ppb	1.8659	127.6	0.5028
Se 196.026	13.6233b	ppb	2.8865	21.2	5.2437
Sn 189.925	0.1094b	ppb	0.3071	280.8	0.6897
Sr 216.596	856.856b	ppb	3.5891	0.4	7714.89
Ti 334.941	9.7859b	ppb	0.0501	0.5	2621.95
Tl 190.794	1.0536b	ppb	0.8077	76.7	-0.8095
V 292.401	30.2261b	ppb	0.5386	1.8	786.399
Zn 206.200	2.4850b	ppb	0.7483	30.1	4.9087

E03152013.wvq. All Data Report 3/16/2013, 9:03:24 AM

680-88220-a-4-b (Samp) 3/15/2013, 8:58:22 PM Rack 2, Tube 44

Weight: 1

Volume: 1

Dilution: 1

Label	Replicates Concentration		
Ag 328.068	0.0198u	0.2922u	-0.0664u
Al 308.215	2060.67	2064.21	2059.13
As 188.980	302.871	310.277	313.918
B 249.678	742.494	745.713	750.030
Ba 389.178	32.0403	31.1610	31.7405
Be 313.042	0.1519	0.1508	0.1605
Ca 370.602	37494	37639	37621
Cd 226.502	0.4232	0.2656	0.3308
Co 228.615	0.9487	1.1575	0.5043
Cr 267.716	23.1160	23.6199	23.2250
Cu 324.754	1.8531	2.4575	2.7692
Fe 271.441	1664.95	1680.11	1659.17
K 766.491	84896.0x	84781.8x	85017.8x
Mg 279.078	24417.7	24467.6	24468.6
Mn 257.610	21.1210	21.2228	21.1888
Mo 202.032	0.7255	0.6852	1.1760
Na 330.237	912245x	900967x	898324x
Ni 231.604	10.9759	9.1103	8.3768
Pb 220.353	-0.1186u	2.1152	1.3276
Sb 206.834	4.5716	4.3634	-1.8326u
Se 196.026	10.9779	-2.0571u	-2.4279u
Sn 189.925	92.8167	96.6480	94.9021
Sr 216.596	696.123	700.963	700.311
Ti 334.941	134.632	135.480	135.424
Tl 190.794	5.6567	-0.4618u	2.9740
V 292.401	33.4121	33.7768	33.4830
Zn 206.200	60.9533	60.6261	61.9164

Label	Sol'n Conc.	Units	SD	%RSD	Int. (c/s)
Ag 328.068	0.0819b	ppb	0.1872	228.7	-104.013
Al 308.215	2061.34b	ppb	2.6072	0.1	10245.5
As 188.980	309.022b	ppb	5.6292	1.8	204.676
B 249.678	746.079b	ppb	3.7816	0.5	5731.09
Ba 389.178	31.6473b	ppb	0.4470	1.4	796.245
Be 313.042	0.1544b	ppb	0.0053	3.4	-44.6007
Ca 370.602	37584b	ppb	79.08	0.2	124928
Cd 226.502	0.3399b	ppb	0.0792	23.3	16.8700
Co 228.615	0.8702b	ppb	0.3336	38.3	29.6544
Cr 267.716	23.3203b	ppb	0.2651	1.1	892.911
Cu 324.754	2.3599b	ppb	0.4658	19.7	236.579
Fe 271.441	1668.08b	ppb	10.8156	0.6	2399.35
K 766.491	84898.5xb	ppb	118.001	0.1	5902290
Mg 279.078	24451.3b	ppb	29.0606	0.1	44190.3
Mn 257.610	21.1775b	ppb	0.0518	0.2	4101.54
Mo 202.032	0.8622b	ppb	0.2725	31.6	12.7605
Na 330.237	903845xb	ppb	7393.38	0.8	43009.8
Ni 231.604	9.4877b	ppb	1.3400	14.1	19.7612
Pb 220.353	1.1081b	ppb	1.1330	102.2	2.0771
Sb 206.834	2.3675b	ppb	3.6389	153.7	1.5414
Se 196.026	2.1643b	ppb	7.6350	352.8	0.0881
Sn 189.925	94.7889b	ppb	1.9182	2.0	85.9993
Sr 216.596	699.132b	ppb	2.6264	0.4	6296.28
Ti 334.941	135.179b	ppb	0.4743	0.4	35487.7
Tl 190.794	2.7230b	ppb	3.0669	112.6	0.4249
V 292.401	33.5573b	ppb	0.1934	0.6	888.745
Zn 206.200	61.1653b	ppb	0.6797	1.1	9071249

680-88220-a-5-b (Samp) 3/15/2013, 9:03:48 PM Rack 2, Tube 45
Weight: 1 Volume: 1 Dilution: 1

Label	Replicates Concentration		
Ag 328.068	0.9898	1.8423	1.3450
Al 308.215	40.5867	44.6504	37.4387
As 188.980	90.3257	98.1933	93.1341
B 249.678	2457.46	2474.32	2481.47
Ba 389.178	20.3000	20.9678	19.1860
Be 313.042	0.3950	0.3878	0.3942
Ca 370.602	299388	300485	301458
Cd 226.502	0.5653u	0.4578u	0.8543
Co 228.615	3.5143	4.2383	2.9413
Cr 267.716	22.7932	22.5818	22.5333
Cu 324.754	2.6131	2.0146	2.1589
Fe 271.441	1065.50	1061.08	1076.37
K 766.491	143560x	143099x	142507x
Mg 279.078	198595	199536	199059
Mn 257.610	511.725	513.230	512.345
Mo 202.032	6.8719	7.2539	7.0806
Na 330.237	4986989x	5019695x	4969291x
Ni 231.604	12.4808	13.4130	12.8636
Pb 220.353	2.7320	-1.1194u	-3.0114u
Sb 206.834	4.6271	2.9355	-5.5798u
Se 196.026	26.0413	8.7218	4.1365
Sn 189.925	-0.0311	-2.7532u	-0.6379
Sr 216.596	791.877	795.514	797.922
Ti 334.941	13.7927	13.8305	13.8882
Tl 190.794	11.7709	0.2542u	-7.1512u
V 292.401	70.8067	70.0674	70.2801
Zn 206.200	6.9679	6.5725	5.5413

Label	Sol'n Conc.	Units	SD	%RSD	Int. (c/s)
Ag 328.068	1.3924b	ppb	0.4282	30.8	-31.6840
Al 308.215	40.8919b	ppb	3.6155	8.8	420.937
As 188.980	93.8844b	ppb	3.9871	4.2	64.3637
B 249.678	2471.08b	ppb	12.3254	0.5	18905.2
Ba 389.178	20.1513b	ppb	0.9002	4.5	990.584
Be 313.042	0.3923b	ppb	0.0039	1.0	10.6681
Ca 370.602	300444b	ppb	1035	0.3	999081
Cd 226.502	0.6258b	ppb	0.2050	32.8	7.3085
Co 228.615	3.5647b	ppb	0.6500	18.2	57.6624
Cr 267.716	22.6361b	ppb	0.1382	0.6	924.866
Cu 324.754	2.2622b	ppb	0.3123	13.8	231.549
Fe 271.441	1067.65b	ppb	7.8689	0.7	1538.68
K 766.491	143055xb	ppb	528.109	0.4	9944995
Mg 279.078	199063b	ppb	470.406	0.2	359466
Mn 257.610	512.433b	ppb	0.7565	0.1	96842.9
Mo 202.032	7.0688b	ppb	0.1913	2.7	52.0012
Na 330.237	4991992xb	ppb	25571.7	0.5	237513
Ni 231.604	12.9191b	ppb	0.4686	3.6	26.9407
Pb 220.353	-0.4663b	ppb	2.9269	627.7	-0.0209
Sb 206.834	0.6610b	ppb	5.4704	827.6	-0.0219
Se 196.026	12.9665b	ppb	11.5528	89.1	5.0409
Sn 189.925	-1.1408b	ppb	1.4290	125.3	0.6735
Sr 216.596	795.104b	ppb	3.0434	0.4	7180.24
Ti 334.941	13.8372b	ppb	0.0481	0.3	4032.44
Tl 190.794	1.6246b	ppb	9.5352	586.9	-0.8130
V 292.401	70.3847b	ppb	0.3806	0.5	1843.41
Zn 206.200	6.3606b	ppb	0.7365	11.6	2074928

E03152013.wvq. All Data Report 3/16/2013, 9:03:24 AM

680-88220-a-6-b (Samp) 3/15/2013, 9:09:14 PM Rack 2, Tube 46

Weight: 1

Volume: 1

Dilution: 1

Label	Replicates Concentration		
Ag 328.068	-0.1361u	-0.1398u	0.6183
Al 308.215	3.1477	0.2848	1.3798
As 188.980	12.4112	9.1669	11.2083
B 249.678	127.098	125.210	125.538
Ba 389.178	248.019	248.179	248.077
Be 313.042	0.0053	-0.0061u	-0.0042u
Ca 370.602	71117	70779	70983
Cd 226.502	0.0442	-0.0584u	0.0981
Co 228.615	-0.1137u	-0.2675u	-0.4970u
Cr 267.716	2.2550	2.3425	2.2836
Cu 324.754	0.9161	0.8350	1.2219
Fe 271.441	49.0175	40.9888	48.4168
K 766.491	23131.4	23001.1	22943.0
Mg 279.078	30137.8	30097.4	30199.3
Mn 257.610	334.336	333.788	334.837
Mo 202.032	0.6218	0.2045	0.6290
Na 330.237	216898x	215627x	215882x
Ni 231.604	-0.4442u	1.0572	2.5325
Pb 220.353	2.2116	-0.4740u	-0.1664u
Sb 206.834	5.2417	5.7486	2.1843
Se 196.026	6.9506	-9.6473u	-1.9285u
Sn 189.925	-2.9925u	2.7848	-1.5761u
Sr 216.596	428.865	429.068	429.195
Ti 334.941	-0.1615	-0.2144	-0.2325
Tl 190.794	0.7223	5.4547	5.7495
V 292.401	1.0779	1.2106	1.0016
Zn 206.200	1.1022	2.3861	2.1164

Label	Sol'n Conc.	Units	SD	%RSD	Int. (c/s)
Ag 328.068	0.1141b	ppb	0.4366	382.5	-92.0956
Al 308.215	1.6041b	ppb	1.4445	90.1	230.146
As 188.980	10.9288b	ppb	1.6401	15.0	7.3551
B 249.678	125.949b	ppb	1.0088	0.8	996.408
Ba 389.178	248.092b	ppb	0.0810	0.0	5918.39
Be 313.042	-0.0017b	ppb	0.0061	362.8	-236.835
Ca 370.602	70960b	ppb	170.5	0.2	236036
Cd 226.502	0.0280b	ppb	0.0795	284.3	6.8037
Co 228.615	-0.2927b	ppb	0.1929	65.9	12.8287
Cr 267.716	2.2937b	ppb	0.0446	1.9	87.4164
Cu 324.754	0.9910b	ppb	0.2041	20.6	170.890
Fe 271.441	46.1410b	ppb	4.4721	9.7	72.5121
K 766.491	23025.2b	ppb	96.4806	0.4	1601225
Mg 279.078	30144.8b	ppb	51.3381	0.2	54466.7
Mn 257.610	334.320b	ppb	0.5244	0.2	62728.7
Mo 202.032	0.4851b	ppb	0.2431	50.1	10.4988
Na 330.237	216136xb	ppb	672.795	0.3	10292.4
Ni 231.604	1.0485b	ppb	1.4884	142.0	2.0506
Pb 220.353	0.5237b	ppb	1.4698	280.6	1.3894
Sb 206.834	4.3915b	ppb	1.9283	43.9	3.0684
Se 196.026	-1.5417b	ppb	8.3057	538.7	-1.5124
Sn 189.925	-0.5946b	ppb	3.0111	506.4	-0.7618
Sr 216.596	429.043b	ppb	0.1666	0.0	3870.96
Ti 334.941	-0.2028b	ppb	0.0369	18.2	-31.9257
Tl 190.794	3.9755b	ppb	2.8212	71.0	1.0230
V 292.401	1.0967b	ppb	0.1058	9.6	23.6698
Zn 206.200	1.8682b	ppb	0.6770	26.2	4.0279

E03152013.vvq. All Data Report 3/16/2013, 9:03:24 AM

680-88220-a-7-b (Samp) 3/15/2013, 9:14:39 PM Rack 2, Tube 47

Weight: 1

Volume: 1

Dilution: 1

Label	Replicates Concentration		
Ag 328.068	0.1931u	-1.1354u	-1.2788u
Al 308.215	393.245	393.571	392.024
As 188.980	561.963	575.467	563.177
B 249.678	281.939	279.555	279.541
Ba 389.178	66.2766	63.7566	64.1284
Be 313.042	0.5368	0.5282	0.5370
Ca 370.602	489982	490049	487232
Cd 226.502	0.5301	0.4181	0.4179
Co 228.615	5.4195	5.2988	5.8367
Cr 267.716	74.1822	73.7199	73.3376
Cu 324.754	8.7316	7.9254	8.4177
Fe 271.441	2108.72	2090.00	2102.02
K 766.491	149910x	149829x	149069x
Mg 279.078	2579.62	2573.70	2575.54
Mn 257.610	7.4595	7.5084	7.4836
Mo 202.032	64.6630	63.2736	64.2895
Na 330.237	3342794x	3292616x	3308850x
Ni 231.604	136.757	133.416	135.421
Pb 220.353	24.7093	25.7599	23.3208
Sb 206.834	28.8679	30.3249	31.0469
Se 196.026	16.3437	31.5951	17.3337
Sn 189.925	47.0781	45.8695	50.5487
Sr 216.596	1335.30	1329.66	1322.88
Ti 334.941	253.198	251.661	251.008
Tl 190.794	-13.0365u	-0.5807u	-1.4711u
V 292.401	374.024	372.470	371.988
Zn 206.200	53.9526	53.5295	52.7512

Label	Sol'n Conc.	Units	SD	%RSD	Int. (c/s)
Ag 328.068	-0.7404b	ppb	0.8116	109.6	-172.183
Al 308.215	392.947b	ppb	0.8156	0.2	2134.56
As 188.980	566.869b	ppb	7.4707	1.3	379.585
B 249.678	280.345b	ppb	1.3800	0.5	2174.10
Ba 389.178	64.7205b	ppb	1.3603	2.1	1520.28
Be 313.042	0.5340b	ppb	0.0050	0.9	500.168
Ca 370.602	489088b	ppb	1607	0.3	1626341
Cd 226.502	0.4554b	ppb	0.0647	14.2	9.8142
Co 228.615	5.5183b	ppb	0.2822	5.1	84.4338
Cr 267.716	73.7466b	ppb	0.4229	0.6	2834.78
Cu 324.754	8.3582b	ppb	0.4064	4.9	522.149
Fe 271.441	2100.25b	ppb	9.4858	0.5	3022.01
K 766.491	149603xb	ppb	464.123	0.3	10400144
Mg 279.078	2576.29b	ppb	3.0289	0.1	4693.11
Mn 257.610	7.4839b	ppb	0.0244	0.3	1430.69
Mo 202.032	64.0754b	ppb	0.7191	1.1	412.180
Na 330.237	3314754xb	ppb	25604.8	0.8	157713
Ni 231.604	135.198b	ppb	1.6814	1.2	283.172
Pb 220.353	24.5967b	ppb	1.2235	5.0	35.8474
Sb 206.834	30.0799b	ppb	1.1099	3.7	25.1241
Se 196.026	21.7575b	ppb	8.5340	39.2	8.8744
Sn 189.925	47.8321b	ppb	2.4290	5.1	44.5341
Sr 216.596	1329.28b	ppb	6.2187	0.5	11994.2
Ti 334.941	251.956b	ppb	1.1242	0.4	65922.3
Tl 190.794	-5.0294b	ppb	6.9486	138.2	-4.8687
V 292.401	372.828b	ppb	1.0639	0.3	9947.94
Zn 206.200	53.4111b	ppb	0.6994	1.1	287141

E03152013.wvq. All Data Report 3/16/2013, 9:03:24 AM

680-88252-a-1-d (Samp) 3/15/2013, 9:20:06 PM Rack 2, Tube 48

Weight: 1 Volume: 1 Dilution: 1

Label	Replicates Concentration		
Ag 328.068	-0.6819u	1.0901	-0.4237u
Al 308.215	198.479	199.776	198.632
As 188.980	117.094	114.507	120.564
B 249.678	1030.85	1036.25	1041.95
Ba 389.178	52.3945	53.7106	53.5710
Be 313.042	0.1335	0.1340	0.1320
Ca 370.602	46865	46954	46830
Cd 226.502	0.3161	0.4044	0.1474
Co 228.615	0.7696	0.7556	0.9719
Cr 267.716	24.7929	24.8251	25.0697
Cu 324.754	1.5287	1.1548	1.7152
Fe 271.441	188.986	183.523	181.238
K 766.491	59394.1x	59626.7x	59705.9x
Mg 279.078	45283.5	45552.8	45551.3
Mn 257.610	49.8776	49.8595	49.9539
Mo 202.032	0.7539	1.2570	1.0663
Na 330.237	1070355x	1075677x	1071693x
Ni 231.604	7.1241	5.4478	5.7460
Pb 220.353	1.4115	4.7578	0.8872
Sb 206.834	-0.5424u	-2.3158u	-0.0475
Se 196.026	2.2427	20.5727	0.6546
Sn 189.925	0.9267	4.5952	4.7376
Sr 216.596	457.719	455.233	456.788
Ti 334.941	300.804	301.483	300.904
Tl 190.794	-5.1911u	3.1906	7.6694
V 292.401	33.0047	33.5790	33.2429
Zn 206.200	2.9420	4.0369	3.2768

Label	Sol'n Conc.	Units	SD	%RSD	Int. (c/s)
Ag 328.068	-0.0051b	ppb	0.9573	18602.1	-100.944
Al 308.215	198.963b	ppb	0.7090	0.4	1189.42
As 188.980	117.388b	ppb	3.0393	2.6	77.7202
B 249.678	1036.35b	ppb	5.5498	0.5	7948.98
Ba 389.178	53.2254b	ppb	0.7229	1.4	1359.33
Be 313.042	0.1332b	ppb	0.0011	0.8	-98.2138
Ca 370.602	46883b	ppb	63.75	0.1	156008
Cd 226.502	0.2893b	ppb	0.1305	45.1	11.5728
Co 228.615	0.8323b	ppb	0.1210	14.5	33.5215
Cr 267.716	24.8959b	ppb	0.1514	0.6	955.008
Cu 324.754	1.4662b	ppb	0.2854	19.5	193.385
Fe 271.441	184.582b	ppb	3.9808	2.2	271.482
K 766.491	59575.6xb	ppb	162.061	0.3	4141989
Mg 279.078	45462.5b	ppb	155.030	0.3	82128.5
Mn 257.610	49.8970b	ppb	0.0501	0.1	9570.92
Mo 202.032	1.0258b	ppb	0.2540	24.8	13.8609
Na 330.237	1072575xb	ppb	2768.65	0.3	51037.1
Ni 231.604	6.1060b	ppb	0.8942	14.6	12.6502
Pb 220.353	2.3522b	ppb	2.0998	89.3	3.8308
Sb 206.834	-0.9686b	ppb	1.1927	123.1	-1.3626
Se 196.026	7.8233b	ppb	11.0698	141.5	2.6247
Sn 189.925	3.4199b	ppb	2.1603	63.2	3.1963
Sr 216.596	456.580b	ppb	1.2560	0.3	4116.40
Ti 334.941	301.064b	ppb	0.3666	0.1	79177.1
Tl 190.794	1.8896b	ppb	6.5282	345.5	-0.1315
V 292.401	33.2756b	ppb	0.2885	0.9	882.589
Zn 206.200	3.4185b	ppb	0.5610	16.4	62157

E03152013.vvq. All Data Report 3/16/2013, 9:03:24 AM

Cont Calib Verif (CCV) 3/15/2013, 9:25:32 PM Rack 2, Tube 49
 Weight: 1 Volume: 1 Dilution: 1

Label	Replicates Concentration		
Ag 328.068	501.198	499.241	495.832
Al 308.215	5015.94	4992.82	5005.33
As 188.980	474.282	462.295	463.598
B 249.678	2558.83	2566.07	2586.52
Ba 389.178	4891.34	4874.67	4887.54
Be 313.042	487.325	485.108	485.708
Ca 370.602	4922	4887	4896
Cd 226.502	490.046	488.602	489.252
Co 228.615	483.846	483.547	484.505
Cr 267.716	4954.43	4939.32	4946.92
Cu 324.754	4815.65	4837.10	4800.00
Fe 271.441	4972.57	4942.98	4963.13
K 766.491	9456.34	9456.92	9486.89
Mg 279.078	4887.32	4869.92	4888.48
Mn 257.610	4980.75	4963.13	4974.11
Mo 202.032	493.842	493.311	494.734
Na 330.237	7327.73	7065.30	6987.93
Ni 231.604	2487.50	2479.72	2487.18
Pb 220.353	486.442	493.143	489.255
Sb 206.834	957.417	958.616	959.750
Se 196.026	4760.09	4775.64	4794.97
Sn 189.925	4849.47	4852.03	4827.99
Sr 216.596	2510.14	2500.62	2501.26
Ti 334.941	490.471	489.127	489.955
Tl 190.794	5011.62	5021.20	5012.27
V 292.401	4872.27	4855.69	4870.60
Zn 206.200	2390.97	2378.74	2385.94

Label	Sol'n Conc.	Units	SD	%RSD	Int. (c/s)	QC Value
Ag 328.068	498.757	ppb	2.7159	0.5	28917.6	99.75144
Al 308.215	5004.70	ppb	11.5742	0.2	24539.7	100.09395
As 188.980	466.725	ppb	6.5770	1.4	308.768	93.34495
B 249.678	2570.47	ppb	14.3618	0.6	19661.1	102.81892
Ba 389.178	4884.52	ppb	8.7365	0.2	115322	97.69030
Be 313.042	486.047	ppb	1.1464	0.2	878786	97.20939
Ca 370.602	4902	ppb	18.42	0.4	16218	98.03547
Cd 226.502	489.300	ppb	0.7231	0.1	15661.9	97.85995
Co 228.615	483.966	ppb	0.4903	0.1	5614.39	96.79325
Cr 267.716	4946.89	ppb	7.5523	0.2	187422	98.93781
Cu 324.754	4817.58	ppb	18.6301	0.4	230639	96.35164
Fe 271.441	4959.56	ppb	15.1134	0.3	7223.07	99.19121
K 766.491	9466.72	ppb	17.4757	0.2	658720	94.66718
Mg 279.078	4881.91	ppb	10.3939	0.2	8787.14	97.63814
Mn 257.610	4972.66	ppb	8.8952	0.2	930629	99.45323
Mo 202.032	493.962	ppb	0.7188	0.1	3124.88	98.79249
Na 330.237	7126.99	ppb	178.100	2.5	327.138	95.02650
Ni 231.604	2484.80	ppb	4.4019	0.2	5206.40	99.39195
Pb 220.353	489.613	ppb	3.3646	0.7	706.561	97.92263
Sb 206.834	958.595	ppb	1.1667	0.1	865.042	38.34378Q
Se 196.026	4776.90	ppb	17.4745	0.4	2142.63	95.53806
Sn 189.925	4843.16	ppb	13.2015	0.3	4392.40	96.86327
Sr 216.596	2504.01	ppb	5.3207	0.2	22467.9	100.16022
Ti 334.941	489.851	ppb	0.6780	0.1	128717	97.97017
Tl 190.794	5015.03	ppb	5.3532	0.1	3484.06	100.30061
V 292.401	4866.19	ppb	9.1284	0.2	130010	97.32370
Zn 206.200	2385.21	ppb	6.1485	0.3	2453.07	95.40858

E03152013.vvq. All Data Report 3/16/2013, 9:03:24 AM

Cont Calib Blank (CCB) 3/15/2013, 9:30:57 PM Rack 2, Tube 50

Weight: 1 Volume: 1 Dilution: 1

Label	Replicates Concentration		
Ag 328.068	0.9367	0.9745	1.1268
Al 308.215	-3.2510u	-3.3933u	-9.0261u
As 188.980	-4.4105u	4.3619	-0.9857u
B 249.678	25.6881	23.6970	20.7222
Ba 389.178	0.7536	0.3111	0.2499
Be 313.042	0.0450	0.0508	0.0418
Ca 370.602	-18.82u	-13.10u	-18.83u
Cd 226.502	-0.0588u	0.0755	0.1147
Co 228.615	-0.2374u	-0.5601u	0.1283
Cr 267.716	0.8829	0.4878	0.7648
Cu 324.754	0.0046	0.4666	0.5387
Fe 271.441	1.9346	-13.3551u	-5.2566u
K 766.491	-4.8544u	-4.8695u	-4.6884u
Mg 279.078	-13.1559u	-12.4508u	-10.9419u
Mn 257.610	0.6915	0.5893	0.5630
Mo 202.032	0.5821	-0.0303u	0.5316
Na 330.237	-270.753u	-259.478u	-464.029u
Ni 231.604	1.7503	0.4369	1.0244
Pb 220.353	0.9248	-1.4404u	1.2924
Sb 206.834	4.1549	-2.1138u	5.6261
Se 196.026	-0.9996u	2.8998	-3.1059u
Sn 189.925	-1.0888u	-0.3374u	-1.0848u
Sr 216.596	-0.0448u	0.3355	0.3546
Ti 334.941	0.1644	0.1305	0.1270
Tl 190.794	-1.1569u	5.2488	2.5603
V 292.401	1.0035	0.9380	0.5268
Zn 206.200	0.3004	0.4104	0.2200

Label	Sol'n Conc.	Units	SD	%RSD	Int. (c/s)	QC Value
Ag 328.068	1.0127	ppb	0.1006	9.9	-26.0533	1.01267
Al 308.215	-5.2235	ppb	3.2939	63.1	196.938	-5.22348
As 188.980	-0.3448	ppb	4.4212	1282.3	-0.7476	-0.34478
B 249.678	23.3691	ppb	2.4991	10.7	213.023	23.36910
Ba 389.178	0.4382	ppb	0.2749	62.7	-8.3215	0.43821
Be 313.042	0.0459	ppb	0.0045	9.9	-147.778	0.04586
Ca 370.602	-16.92	ppb	3.305	19.5	4.981	-16.91660
Cd 226.502	0.0438	ppb	0.0910	207.8	7.9172	0.04379
Co 228.615	-0.2231	ppb	0.3444	154.4	13.6145	-0.22307
Cr 267.716	0.7118	ppb	0.2028	28.5	23.3197	0.71183
Cu 324.754	0.3366	ppb	0.2898	86.1	139.562	0.33663
Fe 271.441	-5.5590	ppb	7.6493	137.6	-1.6263	-5.55905
K 766.491	-4.8041	ppb	0.1005	2.1	316.043	-4.80412
Mg 279.078	-12.1829	ppb	1.1311	9.3	19.1929	-12.18285
Mn 257.610	0.6146	ppb	0.0679	11.0	137.675	0.61462
Mo 202.032	0.3611	ppb	0.3399	94.1	9.7167	0.36112
Na 330.237	-331.420	ppb	114.981	34.7	-6.4408	-331.41995
Ni 231.604	1.0706	ppb	0.6579	61.5	2.0961	1.07057
Pb 220.353	0.2589	ppb	1.4831	572.7	0.9449	0.25895
Sb 206.834	2.5557	ppb	4.1103	160.8	1.4737	2.55572
Se 196.026	-0.4019	ppb	3.0471	758.1	-1.0766	-0.40193
Sn 189.925	-0.8370	ppb	0.4327	51.7	-1.0964	-0.83700
Sr 216.596	0.2151	ppb	0.2253	104.7	10.5521	0.21508
Ti 334.941	0.1406	ppb	0.0207	14.7	-53.9215	0.14062
Tl 190.794	2.2174	ppb	3.2166	145.1	0.1434	2.21741
V 292.401	0.8228	ppb	0.2584	31.4	17.7468	0.82279
Zn 206.200	0.3103	ppb	0.0956	30.8	28.17690	0.31026

E03152013.wvq. All Data Report 3/16/2013, 9:03:24 AM

680-88252-a-1-dSD^5 (Samp) **3/15/2013, 9:36:23 PM** **Rack 2, Tube 51****Weight: 1****Volume: 1****Dilution: 1**

Label	Replicates Concentration		
Ag 328.068	-0.2138u	0.9045	0.4881
Al 308.215	34.5342	31.0205	34.4296
As 188.980	22.0764	19.1552	15.1250
B 249.678	201.489	204.715	201.893
Ba 389.178	10.3325	8.8604	9.4940
Be 313.042	0.0329	0.0246	0.0258
Ca 370.602	9065	9095	9041
Cd 226.502	-0.1019u	-0.0130u	-0.0202u
Co 228.615	0.2593	0.3184	0.2133
Cr 267.716	4.9934	4.7489	4.8954
Cu 324.754	0.1838	0.4802	0.3454
Fe 271.441	31.5005	39.2978	37.8755
K 766.491	9004.25	9055.56	9030.33
Mg 279.078	8748.06	8775.53	8734.62
Mn 257.610	10.0341	10.0224	9.9237
Mo 202.032	1.0492	-0.4113u	0.6515
Na 330.237	192054x	191166x	191083x
Ni 231.604	0.4698	0.9457	1.3389
Pb 220.353	-0.1248u	-3.8899u	-0.5261u
Sb 206.834	3.1361	4.7637	-0.7544u
Se 196.026	0.6265	10.5016	6.4569
Sn 189.925	-1.8510u	3.0858	-1.4683u
Sr 216.596	87.9351	88.2749	87.9047
Ti 334.941	59.3307	59.3926	59.2139
Tl 190.794	4.6528	-0.1001u	0.7675
V 292.401	6.6807	6.9126	6.1314
Zn 206.200	1.4758	1.3353	0.5711

Label	Sol'n Conc.	Units	SD	%RSD	Int. (c/s)
Ag 328.068	0.3929b	ppb	0.5652	143.8	-65.1687
Al 308.215	33.3281b	ppb	1.9991	6.0	384.358
As 188.980	18.7855b	ppb	3.4904	18.6	12.0155
B 249.678	202.699b	ppb	1.7576	0.9	1582.52
Ba 389.178	9.5623b	ppb	0.7385	7.7	230.506
Be 313.042	0.0278b	ppb	0.0045	16.1	-199.593
Ca 370.602	9067b	ppb	27.26	0.3	30221
Cd 226.502	-0.0450b	ppb	0.0494	109.7	4.3456
Co 228.615	0.2637b	ppb	0.0527	20.0	20.7439
Cr 267.716	4.8792b	ppb	0.1230	2.5	183.979
Cu 324.754	0.3365b	ppb	0.1484	44.1	139.522
Fe 271.441	36.2246b	ppb	4.1525	11.5	58.4108
K 766.491	9030.05b	ppb	25.6594	0.3	628365
Mg 279.078	8752.74b	ppb	20.8487	0.2	15845.2
Mn 257.610	9.9934b	ppb	0.0606	0.6	1933.49
Mo 202.032	0.4298b	ppb	0.7551	175.7	10.1401
Na 330.237	191435xb	ppb	538.119	0.3	9116.79
Ni 231.604	0.9181b	ppb	0.4352	47.4	1.7774
Pb 220.353	-1.5136b	ppb	2.0677	136.6	-1.6377
Sb 206.834	2.3818b	ppb	2.8353	119.0	1.3556
Se 196.026	5.8617b	ppb	4.9644	84.7	1.7349
Sn 189.925	-0.0778b	ppb	2.7465	3528.5	-0.3303
Sr 216.596	88.0382b	ppb	0.2055	0.2	800.699
Ti 334.941	59.3124b	ppb	0.0907	0.2	15526.2
Tl 190.794	1.7734b	ppb	2.5311	142.7	-0.1746
V 292.401	6.5749b	ppb	0.4012	6.1	171.073
Zn 206.200	1.1274b	ppb	0.4869	43.2	2.9441

E03152013.wvq. All Data Report 3/16/2013, 9:03:24 AM

680-88252-a-1-dPDS (Samp) **3/15/2013, 9:41:48 PM** **Rack 2, Tube 52****Weight: 1****Volume: 1****Dilution: 1**

Label	Replicates Concentration		
Ag 328.068	53.4733	53.7993	54.3251
Al 308.215	2240.29	2237.06	2234.50
As 188.980	2448.01	2452.14	2465.65
B 249.678	2118.16	2126.30	2144.82
Ba 389.178	2078.65	2080.32	2082.93
Be 313.042	51.8018	51.9601	51.9284
Ca 370.602	50679	50705	50797
Cd 226.502	51.6859	51.7061	51.2528
Co 228.615	504.379	504.004	504.744
Cr 267.716	229.270	229.533	229.491
Cu 324.754	258.912	259.481	260.438
Fe 271.441	1171.13	1173.01	1182.35
K 766.491	64603.6x	64630.7x	64783.5x
Mg 279.078	49172.4	49134.3	49269.5
Mn 257.610	567.297	567.147	568.210
Mo 202.032	513.170	513.515	515.297
Na 330.237	1057558x	1056539x	1058718x
Ni 231.604	518.750	515.414	515.979
Pb 220.353	507.052	497.690	503.253
Sb 206.834	544.531	542.208	549.021
Se 196.026	2150.71	2132.69	2147.70
Sn 189.925	1005.71	1005.39	1010.50
Sr 216.596	972.660	973.682	974.577
Ti 334.941	1311.90	1312.12	1315.48
Tl 190.794	1978.63	1965.80	1980.87
V 292.401	537.395	537.179	539.084
Zn 206.200	513.232	506.475	505.943

Label	Sol'n Conc.	Units	SD	%RSD	Int. (c/s)
Ag 328.068	53.8659b	ppb	0.4298	0.8	3023.16
Al 308.215	2237.29b	ppb	2.8988	0.1	11150.4
As 188.980	2455.27b	ppb	9.2235	0.4	1627.61
B 249.678	2129.76b	ppb	13.6645	0.6	16298.4
Ba 389.178	2080.63b	ppb	2.1534	0.1	49234.6
Be 313.042	51.8968b	ppb	0.0838	0.2	93450.1
Ca 370.602	50727b	ppb	61.74	0.1	168913
Cd 226.502	51.5482b	ppb	0.2561	0.5	1652.82
Co 228.615	504.376b	ppb	0.3697	0.1	5858.06
Cr 267.716	229.431b	ppb	0.1413	0.1	8704.30
Cu 324.754	259.610b	ppb	0.7710	0.3	12555.9
Fe 271.441	1175.50b	ppb	6.0101	0.5	1764.09
K 766.491	64672.6xb	ppb	97.0346	0.2	4496303
Mg 279.078	49192.1b	ppb	69.6952	0.1	88855.1
Mn 257.610	567.552b	ppb	0.5750	0.1	106464
Mo 202.032	513.994b	ppb	1.1415	0.2	3258.91
Na 330.237	1057605xb	ppb	1090.27	0.1	50314.0
Ni 231.604	516.714b	ppb	1.7853	0.3	1082.56
Pb 220.353	502.665b	ppb	4.7083	0.9	724.191
Sb 206.834	545.253b	ppb	3.4638	0.6	465.633
Se 196.026	2143.70b	ppb	9.6518	0.5	960.660
Sn 189.925	1007.20b	ppb	2.8628	0.3	913.619
Sr 216.596	973.639b	ppb	0.9591	0.1	8742.06
Ti 334.941	1313.17b	ppb	2.0070	0.2	345287
Tl 190.794	1975.10b	ppb	8.1317	0.4	1372.29
V 292.401	537.886b	ppb	1.0435	0.2	14310.2
Zn 206.200	508.550b	ppb	4.0636	0.8	739.583

E03152013.vvq. All Data Report 3/16/2013, 9:03:24 AM

680-88252-a-1-e ms (Samp) **3/15/2013, 9:47:14 PM** **Rack 2, Tube 53****Weight: 1****Volume: 1****Dilution: 1**

Label	Replicates Concentration		
Ag 328.068	56.7393	56.2473	55.4907
Al 308.215	5432.68	5423.40	5405.31
As 188.980	197.024	203.542	192.969
B 249.678	1262.46	1266.07	1266.12
Ba 389.178	155.610	154.331	152.635
Be 313.042	52.8894	52.9088	52.7083
Ca 370.602	51397	51358	51190
Cd 226.502	52.0256	52.2791	51.9614
Co 228.615	50.9650	50.6453	49.9002
Cr 267.716	128.832	128.563	128.321
Cu 324.754	106.403	105.808	105.570
Fe 271.441	5202.89	5181.11	5153.49
K 766.491	65489.3x	65262.2x	65231.8x
Mg 279.078	49868.7	49834.3	49581.9
Mn 257.610	580.610	579.670	577.223
Mo 202.032	102.278	102.530	103.213
Na 330.237	1071831x	1071568x	1068870x
Ni 231.604	108.301	111.419	107.005
Pb 220.353	52.6944	52.3699	53.3891
Sb 206.834	32.7265	39.7414	33.6716
Se 196.026	103.699	103.790	118.505
Sn 189.925	13.4225	12.9019	11.7548
Sr 216.596	559.246	561.440	555.798
Ti 334.941	392.650	392.616	390.703
Tl 190.794	41.4354	48.2993	42.1993
V 292.401	136.477	136.955	136.544
Zn 206.200	107.056	104.396	105.706

Label	Sol'n Conc.	Units	SD	%RSD	Int. (c/s)
Ag 328.068	56.1591b	ppb	0.6289	1.1	3168.74
Al 308.215	5420.46b	ppb	13.9176	0.3	26589.4
As 188.980	197.845b	ppb	5.3337	2.7	131.020
B 249.678	1264.88b	ppb	2.0999	0.2	9690.41
Ba 389.178	154.192b	ppb	1.4924	1.0	3762.35
Be 313.042	52.8355b	ppb	0.1106	0.2	95223.2
Ca 370.602	51315b	ppb	109.9	0.2	170351
Cd 226.502	52.0887b	ppb	0.1680	0.3	1678.37
Co 228.615	50.5035b	ppb	0.5464	1.1	606.327
Cr 267.716	128.572b	ppb	0.2555	0.2	4885.23
Cu 324.754	105.927b	ppb	0.4290	0.4	5195.51
Fe 271.441	5179.16b	ppb	24.7610	0.5	7443.00
K 766.491	65327.8xb	ppb	140.698	0.2	4541848
Mg 279.078	49761.6b	ppb	156.610	0.3	89883.1
Mn 257.610	579.167b	ppb	1.7483	0.3	108649
Mo 202.032	102.674b	ppb	0.4840	0.5	656.672
Na 330.237	1070756xb	ppb	1638.75	0.2	50947.8
Ni 231.604	108.909b	ppb	2.2689	2.1	228.140
Pb 220.353	52.8178b	ppb	0.5207	1.0	76.4503
Sb 206.834	35.3798b	ppb	3.8067	10.8	30.1010
Se 196.026	108.665b	ppb	8.5220	7.8	47.9966
Sn 189.925	12.6931b	ppb	0.8533	6.7	11.6085
Sr 216.596	558.828b	ppb	2.8441	0.5	5033.07
Ti 334.941	391.989b	ppb	1.1144	0.3	103102
Tl 190.794	43.9780b	ppb	3.7618	8.6	28.4525
V 292.401	136.659b	ppb	0.2589	0.2	3628.83
Zn 206.200	105.719b	ppb	1.3301	1.3	154.564

E03152013.wvq. All Data Report 3/16/2013, 9:03:24 AM

680-88252-a-1-f msd (Samp) 3/15/2013, 9:52:39 PM Rack 2, Tube 54

Weight: 1

Volume: 1

Dilution: 1

Label	Replicates Concentration		
Ag 328.068	57.2639	56.9296	57.1048
Al 308.215	5459.20	5462.24	5456.45
As 188.980	218.207	211.288	221.141
B 249.678	1267.12	1270.37	1273.56
Ba 389.178	156.601	155.797	156.625
Be 313.042	53.2412	53.1447	53.1940
Ca 370.602	51736	51772	51834
Cd 226.502	52.1750	52.2279	52.3633
Co 228.615	50.9243	50.7653	51.3915
Cr 267.716	129.507	129.629	129.790
Cu 324.754	107.345	106.385	106.225
Fe 271.441	5245.05	5228.16	5221.88
K 766.491	66211.8x	66148.9x	65920.0x
Mg 279.078	50264.5	50147.2	50147.0
Mn 257.610	583.901	582.824	583.553
Mo 202.032	103.165	103.710	104.384
Na 330.237	1080897x	1079646x	1081992x
Ni 231.604	108.765	108.243	107.743
Pb 220.353	56.8046	47.8796	49.5398
Sb 206.834	46.4157	59.3637	52.0068
Se 196.026	112.214	97.9234	112.809
Sn 189.925	69.3210	73.9573	74.8027
Sr 216.596	562.385	564.363	564.018
Ti 334.941	400.338	400.938	401.408
Tl 190.794	39.7401	43.5402	46.9273
V 292.401	136.613	137.772	137.303
Zn 206.200	105.336	104.681	105.408

Label	Sol'n Conc.	Units	SD	%RSD	Int. (c/s)
Ag 328.068	57.0994b	ppb	0.1672	0.3	3223.35
Al 308.215	5459.30b	ppb	2.8930	0.1	26778.3
As 188.980	216.879b	ppb	5.0587	2.3	143.642
B 249.678	1270.35b	ppb	3.2171	0.3	9732.10
Ba 389.178	156.341b	ppb	0.4713	0.3	3814.27
Be 313.042	53.1933b	ppb	0.0483	0.1	95869.2
Ca 370.602	51781b	ppb	49.81	0.1	171896
Cd 226.502	52.2554b	ppb	0.0971	0.2	1683.77
Co 228.615	51.0270b	ppb	0.3255	0.6	612.528
Cr 267.716	129.642b	ppb	0.1415	0.1	4925.94
Cu 324.754	106.652b	ppb	0.6058	0.6	5230.24
Fe 271.441	5231.70b	ppb	11.9819	0.2	7518.35
K 766.491	66093.6xb	ppb	153.600	0.2	4595082
Mg 279.078	50186.2b	ppb	67.8117	0.1	90649.7
Mn 257.610	583.426b	ppb	0.5496	0.1	109448
Mo 202.032	103.753b	ppb	0.6108	0.6	663.498
Na 330.237	1080845xb	ppb	1173.75	0.1	51427.7
Ni 231.604	108.250b	ppb	0.5111	0.5	226.762
Pb 220.353	51.4080b	ppb	4.7467	9.2	74.4128
Sb 206.834	52.5954b	ppb	6.4940	12.3	44.9503
Se 196.026	107.649b	ppb	8.4277	7.8	47.5423
Sn 189.925	72.6937b	ppb	2.9512	4.1	66.0330
Sr 216.596	563.589b	ppb	1.0567	0.2	5075.89
Ti 334.941	400.894b	ppb	0.5365	0.1	105444
Tl 190.794	43.4025b	ppb	3.5956	8.3	28.0457
V 292.401	137.230b	ppb	0.5829	0.4	3643.98
Zn 206.200	105.142b	ppb	0.4910	0.4	157.722

E03152013.vvq. All Data Report 3/16/2013, 9:03:24 AM

680-88252-a-2-b (Samp) 3/15/2013, 9:58:05 PM Rack 2, Tube 55

Weight: 1

Volume: 1

Dilution: 1

Label	Replicates Concentration		
Ag 328.068	-0.9082u	-0.6950u	-0.5331u
Al 308.215	2332.20	2327.32	2329.98
As 188.980	3.9924	13.9133	6.4484
B 249.678	1336.59	1337.93	1345.11
Ba 389.178	15.8940	15.0322	16.7083
Be 313.042	2.1840	2.2001	2.1947
Ca 370.602	341271	341036	343219
Cd 226.502	1.2673	0.7914	0.3203
Co 228.615	12.8453	12.6386	12.5848
Cr 267.716	6.9777	7.4030	7.1972
Cu 324.754	-0.4538	-0.5791	-0.0789
Fe 271.441	372827	371485	372332
K 766.491	172314x	171845x	171838x
Mg 279.078	420606	417051	419909
Mn 257.610	16561.4	16556.8	16554.6
Mo 202.032	-1.3253u	-1.7044u	-1.5727u
Na 330.237	3194024x	3178528x	3181481x
Ni 231.604	22.6122	23.5214	27.7149
Pb 220.353	-0.6766	8.1966	4.9623
Sb 206.834	3.3622	-4.2166	-4.5146
Se 196.026	5.7617	12.4096	-21.2060u
Sn 189.925	2.1283	2.6032	-5.1123u
Sr 216.596	1950.26	1956.19	1964.38
Ti 334.941	-4.5967	-4.5633	-4.6432
Tl 190.794	59.2221	54.4835	57.8186
V 292.401	4.5778	3.9663	3.9935
Zn 206.200	71.7094	73.0798	70.7484

Label	Sol'n Conc.	Units	SD	%RSD	Int. (c/s)
Ag 328.068	-0.7121b	ppb	0.1882	26.4	-140.553
Al 308.215	2329.83b	ppb	2.4446	0.1	11551.0
As 188.980	8.1180b	ppb	5.1669	63.6	3.7961
B 249.678	1339.88b	ppb	4.5832	0.3	9981.78
Ba 389.178	15.8782b	ppb	0.8381	5.3	2015.75
Be 313.042	2.1929b	ppb	0.0082	0.4	3463.64
Ca 370.602	341842b	ppb	1198	0.4	1105443
Cd 226.502	0.7930b	ppb	0.4735	59.7	802.346
Co 228.615	12.6895b	ppb	0.1375	1.1	150.232
Cr 267.716	7.1926b	ppb	0.2127	3.0	439.670
Cu 324.754	-0.3706b	ppb	0.2602	70.2	211.862
Fe 271.441	372214b	ppb	678.796	0.2	533888
K 766.491	171999xb	ppb	272.766	0.2	11957009
Mg 279.078	419189b	ppb	1884.16	0.4	756765
Mn 257.610	16557.6b	ppb	3.4808	0.0	3101371
Mo 202.032	-1.5341b	ppb	0.1925	12.5	-18.6747
Na 330.237	3184678xb	ppb	8228.01	0.3	151422
Ni 231.604	24.6162b	ppb	2.7218	11.1	57.6364
Pb 220.353	4.1608b	ppb	4.4906	107.9	9.6498
Sb 206.834	-1.7897b	ppb	4.4641	249.4	5.2019
Se 196.026	-1.0116b	ppb	17.8020	1759.8	4.3663
Sn 189.925	-0.1269b	ppb	4.3240	3406.9	0.9110
Sr 216.596	1956.94b	ppb	7.0902	0.4	17754.8
Ti 334.941	-4.6011b	ppb	0.0401	0.9	288.109
Tl 190.794	57.1748b	ppb	2.4341	4.3	8.0535
V 292.401	4.1792b	ppb	0.3455	8.3	88.3805
Zn 206.200	71.8459b	ppb	1.1717	1.6	105.680

E03152013.vvq. All Data Report 3/16/2013, 9:03:24 AM

680-88252-a-3-b (Samp) 3/15/2013, 10:03:30 PM Rack 2, Tube 56

Weight: 1

Volume: 1

Dilution: 1

Label	Replicates Concentration		
Ag 328.068	-1.0054u	-0.5672u	-0.7587u
Al 308.215	2.3804	0.1015	2.2492
As 188.980	18.8073	18.2015	18.3580
B 249.678	312.979	311.770	313.040
Ba 389.178	179.740	177.701	178.180
Be 313.042	-0.0023u	0.0160u	0.0140u
Ca 370.602	160175	160625	159980
Cd 226.502	0.0620u	0.1722	-0.0850u
Co 228.615	0.5474	-0.1952u	-0.3347u
Cr 267.716	0.2500	0.6841	0.5415
Cu 324.754	0.0727	-0.6072u	-0.3755u
Fe 271.441	120.372	122.632	111.130
K 766.491	31175.4	31023.2	30861.6
Mg 279.078	48087.6	48201.0	48154.7
Mn 257.610	288.824	289.397	288.386
Mo 202.032	0.2611	-0.0454u	0.4492
Na 330.237	875052x	876330x	870257x
Ni 231.604	1.8375	2.3371	3.5483
Pb 220.353	1.3267	2.2994	1.1867
Sb 206.834	12.3553	7.3706	2.4191
Se 196.026	12.0398	19.3007	-1.2968u
Sn 189.925	-4.0651u	-1.0964u	-2.6601u
Sr 216.596	1632.82	1639.11	1641.90
Ti 334.941	-0.0755	0.1045	0.0421
Tl 190.794	7.4698	2.5034	4.3515
V 292.401	0.5351	0.1751u	-0.3686u
Zn 206.200	4.0812	2.6184	3.3686

Label	Sol'n Conc.	Units	SD	%RSD	Int. (c/s)
Ag 328.068	-0.7771b	ppb	0.2197	28.3	-185.302
Al 308.215	1.5770b	ppb	1.2796	81.1	230.014
As 188.980	18.4556b	ppb	0.3145	1.7	13.1356
B 249.678	312.596b	ppb	0.7166	0.2	2421.76
Ba 389.178	178.540b	ppb	1.0662	0.6	4324.71
Be 313.042	0.0092b	ppb	0.0100	108.4	-261.231
Ca 370.602	160260b	ppb	331.1	0.2	532987
Cd 226.502	0.0497b	ppb	0.1290	259.6	4.7383
Co 228.615	0.0058b	ppb	0.4742	8137.9	16.2877
Cr 267.716	0.4919b	ppb	0.2213	45.0	28.1492
Cu 324.754	-0.3034b	ppb	0.3457	113.9	108.976
Fe 271.441	118.045b	ppb	6.0937	5.2	175.693
K 766.491	31020.0b	ppb	156.916	0.5	2156979
Mg 279.078	48147.8b	ppb	57.0337	0.1	86973.7
Mn 257.610	288.869b	ppb	0.5069	0.2	54306.3
Mo 202.032	0.2217b	ppb	0.2497	112.6	8.8305
Na 330.237	873880xb	ppb	3201.86	0.4	41585.9
Ni 231.604	2.5743b	ppb	0.8797	34.2	5.2489
Pb 220.353	1.6043b	ppb	0.6061	37.8	2.9390
Sb 206.834	7.3817b	ppb	4.9681	67.3	5.6353
Se 196.026	10.0145b	ppb	10.4470	104.3	3.6608
Sn 189.925	-2.6072b	ppb	1.4851	57.0	-2.2953
Sr 216.596	1637.94b	ppb	4.6547	0.3	14744.5
Ti 334.941	0.0237b	ppb	0.0914	385.2	56.5766
Tl 190.794	4.7749b	ppb	2.5101	52.6	1.6222
V 292.401	0.1139b	ppb	0.4550	399.6	-7.3555
Zn 206.200	3.3561b	ppb	0.7315	196.8	2671941

E03152013.vvq. All Data Report 3/16/2013, 9:03:24 AM

680-88252-a-4-b (Samp) 3/15/2013, 10:08:56 PM Rack 2, Tube 57

Weight: 1

Volume: 1

Dilution: 1

Label	Replicates Concentration		
Ag 328.068	-0.9032u	-0.8933u	-1.2746u
Al 308.215	9.4638	10.5211	10.6344
As 188.980	-1.2796	-2.8451	-1.0895
B 249.678	2727.93	2722.60	2702.57
Ba 389.178	18.7789	19.1254	17.2074
Be 313.042	0.1061u	0.1061u	0.1082u
Ca 370.602	268851	266670	264498
Cd 226.502	0.4665	0.3937	0.3403
Co 228.615	0.8504	-0.6625u	0.3091
Cr 267.716	-1.0387	-1.1532	-1.3041
Cu 324.754	-0.3707u	-0.4908u	-0.9759u
Fe 271.441	11364.2	11304.3	11191.2
K 766.491	169855x	168356x	166647x
Mg 279.078	436460	433494	429363
Mn 257.610	14826.5	14735.8	14590.9
Mo 202.032	-1.0819u	0.0907	0.0214u
Na 330.237	2689861x	2653604x	2644253x
Ni 231.604	5.5711	6.4662	5.9586
Pb 220.353	-4.5579u	-1.5237	3.8117
Sb 206.834	6.1002	3.3558	6.3782
Se 196.026	24.5689	16.0345	15.6094
Sn 189.925	-3.9033u	3.3086	-2.4746u
Sr 216.596	3815.65	3753.66	3740.66
Ti 334.941	-5.7127	-5.7093	-5.6931
Tl 190.794	48.8052	50.5172	42.0675
V 292.401	-0.8663u	-0.6510u	-0.7563u
Zn 206.200	4.5732	4.0442	6.5534

Label	Sol'n Conc.	Units	SD	%RSD	Int. (c/s)
Ag 328.068	-1.0237b	ppb	0.2173	21.2	-225.513
Al 308.215	10.2064b	ppb	0.6456	6.3	271.955
As 188.980	-1.7381b	ppb	0.9634	55.4	0.5616
B 249.678	2717.70b	ppb	13.3734	0.5	20780.8
Ba 389.178	18.3706b	ppb	1.0221	5.6	1587.16
Be 313.042	0.1068b	ppb	0.0012	1.1	-271.258
Ca 370.602	266673b	ppb	2176	0.8	886318
Cd 226.502	0.4001b	ppb	0.0634	15.8	35.0889
Co 228.615	0.1657b	ppb	0.7666	462.7	17.8551
Cr 267.716	-1.1653b	ppb	0.1331	11.4	41.6494
Cu 324.754	-0.6125b	ppb	0.3205	52.3	97.3779
Fe 271.441	11286.5b	ppb	87.8759	0.8	16195.1
K 766.491	168286xb	ppb	1605.47	1.0	11698889
Mg 279.078	433106b	ppb	3564.56	0.8	781864
Mn 257.610	14717.7b	ppb	118.854	0.8	2756324
Mo 202.032	-0.3233b	ppb	0.6579	203.5	4.8918
Na 330.237	2662573xb	ppb	24090.3	0.9	126683
Ni 231.604	5.9986b	ppb	0.4489	7.5	12.6103
Pb 220.353	-0.7566b	ppb	4.2372	560.0	2.2473
Sb 206.834	5.2781b	ppb	1.6705	31.7	4.0419
Se 196.026	18.7376b	ppb	5.0545	27.0	10.8774
Sn 189.925	-1.0231b	ppb	3.8187	373.2	-0.1264
Sr 216.596	3769.99b	ppb	40.0758	1.1	33920.9
Ti 334.941	-5.7050b	ppb	0.0105	0.2	56.6832
Tl 190.794	47.1300b	ppb	4.4670	9.5	15.9293
V 292.401	-0.7579b	ppb	0.1077	14.2	-39.7376
Zn 206.200	5.0569b	ppb	1.3227	26.2	876668

E03152013.vvq. All Data Report 3/16/2013, 9:03:24 AM

680-88252-a-5-b (Samp) 3/15/2013, 10:14:22 PM Rack 2, Tube 58

Weight: 1

Volume: 1

Dilution: 1

Label	Replicates Concentration		
Ag 328.068	-4.2336u	-3.8701u	-4.4575u
Al 308.215	15.2376	9.9796	13.2494
As 188.980	4.8550	-11.9086u	-7.8856
B 249.678	1962.36	1965.62	1959.29
Ba 389.178	15.1352	15.0023	13.4185
Be 313.042	0.2465	0.2392	0.2511
Ca 370.602	616444	613571	610734
Cd 226.502	0.3297	0.3182	0.4809
Co 228.615	1.0401	0.1277	0.0636
Cr 267.716	-0.4802	-0.7870	-1.1311
Cu 324.754	-2.1525u	-1.9960u	-2.0799u
Fe 271.441	12235.5	12250.3	12199.3
K 766.491	179421x	179287x	177989x
Mg 279.078	1171352x	1171640x	1170060x
Mn 257.610	1568.15	1567.67	1563.84
Mo 202.032	0.6761	-0.5243u	0.6789
Na 330.237	4697348x	4664009x	4677240x
Ni 231.604	6.5414	3.2893	2.4118
Pb 220.353	5.8268	-0.8715u	8.4881
Sb 206.834	-3.4225u	-0.8343u	-5.2552u
Se 196.026	9.2255	1.6580	23.5261
Sn 189.925	3.2434	-4.3221u	4.5108
Sr 216.596	11766.3x	11723.9x	11720.4x
Ti 334.941	-16.1359	-16.1461	-16.1472
Tl 190.794	-4.8033u	-6.4632u	-3.4684u
V 292.401	-0.6213u	-0.1464u	-0.0263u
Zn 206.200	6.9496	6.6058	7.8969

Label	Sol'n Conc.	Units	SD	%RSD	Int. (c/s)
Ag 328.068	-4.1871b	ppb	0.2965	7.1	-734.960
Al 308.215	12.8222b	ppb	2.6549	20.7	284.716
As 188.980	-4.9797b	ppb	8.7515	175.7	1.4609
B 249.678	1962.43b	ppb	3.1654	0.2	15012.2
Ba 389.178	14.5187b	ppb	0.9551	6.6	3466.35
Be 313.042	0.2456b	ppb	0.0059	2.4	-153.060
Ca 370.602	613583b	ppb	2855	0.5	2039461
Cd 226.502	0.3763b	ppb	0.0908	24.1	34.7954
Co 228.615	0.4105b	ppb	0.5462	133.1	20.6623
Cr 267.716	-0.7995b	ppb	0.3256	40.7	38.8145
Cu 324.754	-2.0762b	ppb	0.0783	3.8	27.6185
Fe 271.441	12228.4b	ppb	26.2390	0.2	17546.0
K 766.491	178899xb	ppb	790.576	0.4	12436647
Mg 279.078	1171018xb	ppb	841.488	0.1	2114432
Mn 257.610	1566.55b	ppb	2.3625	0.2	298725
Mo 202.032	0.2769b	ppb	0.6938	250.6	8.6458
Na 330.237	4679532xb	ppb	16787.3	0.4	222644
Ni 231.604	4.0809b	ppb	2.1756	53.3	8.6083
Pb 220.353	4.4811b	ppb	4.8227	107.6	7.3325
Sb 206.834	-3.1707b	ppb	2.2212	70.1	-3.2195
Se 196.026	11.4698b	ppb	11.1055	96.8	4.6721
Sn 189.925	1.1440b	ppb	4.7761	417.5	2.7658
Sr 216.596	11736.9xb	ppb	25.5202	0.2	105560
Ti 334.941	-16.1431b	ppb	0.0062	0.0	299.017
Tl 190.794	-4.9117b	ppb	1.5004	30.5	-6.8895
V 292.401	-0.2647b	ppb	0.3147	118.9	-33.3111
Zn 206.200	7.1507b	ppb	0.6686	9.4	2177077

E03152013.wvq. All Data Report 3/16/2013, 9:03:24 AM

680-88252-a-6-b (Samp) 3/15/2013, 10:19:48 PM Rack 2, Tube 59

Weight: 1 Volume: 1 Dilution: 1

Label	Replicates Concentration		
Ag 328.068	1.4720	0.2268	0.4578
Al 308.215	-2.3725u	-4.4485u	-4.5459u
As 188.980	-3.8905u	0.8459	-4.4057u
B 249.678	17.0100	15.0960	13.6484
Ba 389.178	-0.4050u	-0.0088u	-0.8077u
Be 313.042	-0.0053u	-0.0023u	-0.0011u
Ca 370.602	33.23	29.36	17.81
Cd 226.502	-0.0375u	0.0217	0.0608
Co 228.615	0.0297	-0.3479u	-0.0537u
Cr 267.716	0.0091	0.1282	0.1319
Cu 324.754	0.4436	-0.0264u	0.2500
Fe 271.441	0.2633	-0.3487u	3.8836
K 766.491	3.6981	3.0028	1.7657
Mg 279.078	68.8434	58.3536	47.7476
Mn 257.610	0.3733	0.3820	0.3011
Mo 202.032	-0.0966u	0.1893	0.0854
Na 330.237	99.0880	76.7790	-47.1400u
Ni 231.604	-0.3764u	0.9608	2.2089
Pb 220.353	-0.2038u	1.8900	1.2743
Sb 206.834	-1.9792u	-1.3655u	4.3380
Se 196.026	2.6014	-12.6030u	-3.8820u
Sn 189.925	-0.8816u	-0.1043u	-0.4622u
Sr 216.596	0.7671	1.2131	0.8003
Ti 334.941	0.0651	-0.0304u	0.0329
Tl 190.794	-3.1516u	1.3405	1.5271
V 292.401	0.2106	-0.1179u	0.1787
Zn 206.200	0.7782	0.2144	0.6003

Label	Sol'n Conc.	Units	SD	%RSD	Int. (c/s)
Ag 328.068	0.7189	ppb	0.6624	92.1	-43.1769
Al 308.215	-3.7890	ppb	1.2276	32.4	203.924
As 188.980	-2.4834	ppb	2.8948	116.6	-2.1651
B 249.678	15.2515	ppb	1.6862	11.1	151.031
Ba 389.178	-0.4072	ppb	0.3994	98.1	-28.0974
Be 313.042	-0.0029	ppb	0.0022	74.8	-236.004
Ca 370.602	26.80	ppb	8.024	29.9	150.5
Cd 226.502	0.0150	ppb	0.0495	330.1	6.9914
Co 228.615	-0.1240	ppb	0.1984	160.0	14.7555
Cr 267.716	0.0897	ppb	0.0699	77.9	-0.2441
Cu 324.754	0.2224	ppb	0.2362	106.2	134.101
Fe 271.441	1.2661	ppb	2.2874	180.7	8.1641
K 766.491	2.8222	ppb	0.9787	34.7	846.179
Mg 279.078	58.3149	ppb	10.5479	18.1	146.488
Mn 257.610	0.3521	ppb	0.0444	12.6	88.8780
Mo 202.032	0.0593	ppb	0.1447	243.9	7.8084
Na 330.237	42.9090	ppb	78.7784	183.6	11.3770
Ni 231.604	0.9311	ppb	1.2929	138.9	1.8038
Pb 220.353	0.9868	ppb	1.0761	109.0	1.9946
Sb 206.834	0.3311	ppb	3.4836	1052.1	-0.4484
Se 196.026	-4.6279	ppb	7.6296	164.9	-2.9719
Sn 189.925	-0.4827	ppb	0.3891	80.6	-0.7748
Sr 216.596	0.9268	ppb	0.2485	26.8	16.9528
Ti 334.941	0.0225	ppb	0.0486	215.8	-84.7025
Tl 190.794	-0.0947	ppb	2.6490	2797.9	-1.4650
V 292.401	0.0904	ppb	0.1811	200.3	-1.8486
Zn 206.200	0.5310	ppb	0.2882	54.3	2.0912

E03152013.vvq. All Data Report 3/16/2013, 9:03:24 AM

X (Samp)	3/15/2013, 10:25:14 PM	Rack 2, Tube 60	
Weight: 1	Volume: 1	Dilution: 1	
Label	Replicates Concentration		
Ag 328.068	0.8757	0.2475	0.4878
Al 308.215	-5.1929u	-6.9469u	-4.4084u
As 188.980	-0.9733u	-2.8656u	-0.2985u
B 249.678	5.3395	4.1351	6.0372
Ba 389.178	-0.4279u	-0.9056u	-1.2512u
Be 313.042	-0.0011u	-0.0058u	-0.0132u
Ca 370.602	-9.076u	-7.641u	-6.763u
Cd 226.502	0.1227	-0.0072u	0.0800
Co 228.615	0.2757	-0.4885u	-0.4457u
Cr 267.716	0.2744	0.0035	0.0961
Cu 324.754	0.1572	-0.1247u	0.1463
Fe 271.441	-1.3020u	-3.7084u	-4.7790u
K 766.491	-4.3232u	-4.6961u	-3.8559u
Mg 279.078	0.8881	0.5615	3.2077
Mn 257.610	0.0458	0.0857	0.0993
Mo 202.032	0.5315	0.3313	-0.2167u
Na 330.237	-88.1057u	-590.447u	-269.447u
Ni 231.604	0.6089	-0.0767u	1.3209
Pb 220.353	1.5877	2.4420	-1.2654u
Sb 206.834	3.4571	3.6216	1.2443
Se 196.026	12.3344	0.3930	-6.4776u
Sn 189.925	-0.0843u	-1.0431u	-0.7710u
Sr 216.596	0.0840	-0.5707u	0.4859
Ti 334.941	-0.0539u	-0.0258u	0.0157
Tl 190.794	-1.3666u	-2.3655u	-4.1295u
V 292.401	0.5535	0.0045	0.4445
Zn 206.200	-1.3608u	1.0542	-0.5139u

Label	Sol'n Conc.	Units	SD	%RSD	Int. (c/s)
Ag 328.068	0.5370	ppb	0.3170	59.0	-53.7616
Al 308.215	-5.5161	ppb	1.2998	23.6	195.527
As 188.980	-1.3791	ppb	1.3308	96.5	-1.4332
B 249.678	5.1706	ppb	0.9622	18.6	74.0431
Ba 389.178	-0.8615	ppb	0.4134	48.0	-38.9691
Be 313.042	-0.0067	ppb	0.0061	90.4	-242.862
Ca 370.602	-7.827	ppb	1.167	14.9	35.17
Cd 226.502	0.0651	ppb	0.0662	101.7	8.5997
Co 228.615	-0.2195	ppb	0.4294	195.6	13.6505
Cr 267.716	0.1247	ppb	0.1377	110.4	1.0728
Cu 324.754	0.0596	ppb	0.1597	267.9	126.310
Fe 271.441	-3.2631	ppb	1.7807	54.6	1.6184
K 766.491	-4.2918	ppb	0.4210	9.8	351.659
Mg 279.078	1.5524	ppb	1.4427	92.9	44.0010
Mn 257.610	0.0770	ppb	0.0278	36.1	37.1227
Mo 202.032	0.2154	ppb	0.3873	179.8	8.7954
Na 330.237	-316.000	ppb	254.386	80.5	-5.6973
Ni 231.604	0.6177	ppb	0.6989	113.1	1.1472
Pb 220.353	0.9214	ppb	1.9415	210.7	1.9003
Sb 206.834	2.7744	ppb	1.3276	47.9	1.6567
Se 196.026	2.0833	ppb	9.5192	456.9	0.0379
Sn 189.925	-0.6328	ppb	0.4941	78.1	-0.9112
Sr 216.596	-0.0003	ppb	0.5333	197809.1	8.6187
Ti 334.941	-0.0213	ppb	0.0350	164.4	-96.4373
Tl 190.794	-2.6205	ppb	1.3990	53.4	-3.2221
V 292.401	0.3342	ppb	0.2907	87.0	4.6752
Zn 206.200	-0.2735	ppb	1.2253	448.1	0.9223

E03152013.wvq. All Data Report 3/16/2013, 9:03:24 AM

Cont Calib Verif (CCV) 3/15/2013, 10:30:40 PM Rack 3, Tube 1
 Weight: 1 Volume: 1 Dilution: 1

Label	Replicates Concentration		
Ag 328.068	494.245	490.541	489.747
Al 308.215	4966.62	4927.36	4943.74
As 188.980	463.743	462.530	457.692
B 249.678	2533.54	2538.83	2553.01
Ba 389.178	4846.25	4817.73	4831.18
Be 313.042	482.274	479.689	481.433
Ca 370.602	4853	4819	4835
Cd 226.502	484.258	480.745	482.397
Co 228.615	480.894	479.142	480.682
Cr 267.716	4906.63	4874.19	4891.96
Cu 324.754	4841.95	4818.79	4803.34
Fe 271.441	4915.04	4913.52	4902.17
K 766.491	9384.86	9349.06	9372.80
Mg 279.078	4832.72	4818.60	4825.22
Mn 257.610	4943.16	4914.79	4907.07
Mo 202.032	489.143	486.652	491.209
Na 330.237	7249.10	7154.41	6978.08
Ni 231.604	2463.11	2446.49	2450.42
Pb 220.353	487.864	487.295	487.456
Sb 206.834	944.849	940.569	944.683
Se 196.026	4759.81	4718.70	4753.18
Sn 189.925	4832.37	4756.37	4796.83
Sr 216.596	2483.94	2465.97	2469.56
Ti 334.941	484.689	481.971	484.023
Tl 190.794	4974.49	4947.70	4961.20
V 292.401	4831.86	4807.45	4819.87
Zn 206.200	2363.56	2354.03	2361.70

Label	Sol'n Conc.	Units	SD	%RSD	Int. (c/s)	QC Value
Ag 328.068	491.511	ppb	2.4011	0.5	28496.3	98.30220
Al 308.215	4945.91	ppb	19.7205	0.4	24253.9	98.91814
As 188.980	461.321	ppb	3.2014	0.7	305.187	92.26427
B 249.678	2541.79	ppb	10.0660	0.4	19442.1	101.67167
Ba 389.178	4831.72	ppb	14.2638	0.3	114075	96.63438
Be 313.042	481.132	ppb	1.3184	0.3	869897	96.22646
Ca 370.602	4836	ppb	17.43	0.4	15999	96.71355
Cd 226.502	482.467	ppb	1.7571	0.4	15443.3	96.49331
Co 228.615	480.239	ppb	0.9565	0.2	5571.27	96.04790
Cr 267.716	4890.93	ppb	16.2441	0.3	185301	97.81856
Cu 324.754	4821.36	ppb	19.4317	0.4	230820	96.42720
Fe 271.441	4910.24	ppb	7.0304	0.1	7151.31	98.20486
K 766.491	9368.91	ppb	18.2154	0.2	651921	93.68907
Mg 279.078	4825.51	ppb	7.0621	0.1	8686.03	96.51028
Mn 257.610	4921.67	ppb	19.0028	0.4	921087	98.43348
Mo 202.032	489.001	ppb	2.2819	0.5	3093.56	97.80026
Na 330.237	7127.20	ppb	137.546	1.9	327.364	95.02928
Ni 231.604	2453.34	ppb	8.6879	0.4	5140.49	98.13372
Pb 220.353	487.538	ppb	0.2933	0.1	703.570	97.50770
Sb 206.834	943.367	ppb	2.4245	0.3	851.511	37.73468Q
Se 196.026	4743.89	ppb	22.0731	0.5	2127.81	94.87788
Sn 189.925	4795.19	ppb	38.0256	0.8	4348.89	95.90384
Sr 216.596	2473.16	ppb	9.5132	0.4	22191.2	98.92625
Ti 334.941	483.561	ppb	1.4166	0.3	127063	96.71216
Tl 190.794	4961.13	ppb	13.3951	0.3	3446.60	99.22265
V 292.401	4819.73	ppb	12.2025	0.3	128769	96.39455
Zn 206.200	2359.77	ppb	5.0552	0.2	2416.24	94.39063

E03152013.vvq. All Data Report 3/16/2013, 9:03:24 AM

Cont Calib Blank (CCB) 3/15/2013, 10:36:06 PM Rack 3, Tube 2

Weight: 1 Volume: 1 Dilution: 1

Label	Replicates Concentration		
Ag 328.068	0.9592	0.6914	1.3986
Al 308.215	-4.3629u	-5.9491u	-6.8106u
As 188.980	-1.4568u	0.2411	2.6209
B 249.678	26.8805	22.8501	21.4105
Ba 389.178	0.6059	0.0235	0.5982
Be 313.042	0.0371	0.0477	0.0626
Ca 370.602	-14.61u	-7.199u	-9.502u
Cd 226.502	0.2508	-0.0287u	0.0021
Co 228.615	-0.2710u	-0.1186u	-0.3016u
Cr 267.716	0.6306	0.4621	0.5562
Cu 324.754	0.4661	0.9860	1.3691
Fe 271.441	-5.6294u	0.3883	-0.8106u
K 766.491	-5.0431u	-4.5926u	-3.8218u
Mg 279.078	-7.5484u	-4.0497u	-2.7335u
Mn 257.610	0.6065	0.5649	0.8449
Mo 202.032	1.0767	0.3893	1.0518
Na 330.237	173.232	-198.421u	-206.764u
Ni 231.604	1.3145	0.1001	1.1250
Pb 220.353	0.7506	2.2784	1.2577
Sb 206.834	-1.3131u	1.5647	5.9339
Se 196.026	2.6678	-0.4676u	-4.5952u
Sn 189.925	0.8817	-0.2060u	1.1448
Sr 216.596	0.1272	0.4247	0.4509
Ti 334.941	0.1190	0.0786	0.1391
Tl 190.794	1.7761	3.2260	3.7658
V 292.401	0.6178	0.6212	0.9076
Zn 206.200	-0.1620u	1.9456	-1.2338u

Label	Sol'n Conc.	Units	SD	%RSD	Int. (c/s)	QC Value
Ag 328.068	1.0164	ppb	0.3571	35.1	-25.8315	1.01640
Al 308.215	-5.7075	ppb	1.2416	21.8	194.633	-5.70753
As 188.980	0.4684	ppb	2.0484	437.3	-0.2085	0.46841
B 249.678	23.7137	ppb	2.8354	12.0	215.656	23.71371
Ba 389.178	0.4092	ppb	0.3340	81.6	-8.9890	0.40918
Be 313.042	0.0491	ppb	0.0128	26.1	-141.994	0.04910
Ca 370.602	-10.44	ppb	3.794	36.4	26.69	-10.43742
Cd 226.502	0.0747	ppb	0.1532	205.1	8.9013	0.07473
Co 228.615	-0.2304	ppb	0.0980	42.5	13.5144	-0.23041
Cr 267.716	0.5496	ppb	0.0845	15.4	17.1772	0.54964
Cu 324.754	0.9404	ppb	0.4532	48.2	168.466	0.94039
Fe 271.441	-2.0173	ppb	3.1852	157.9	3.4431	-2.01725
K 766.491	-4.4858	ppb	0.6176	13.8	338.168	-4.48583
Mg 279.078	-4.7772	ppb	2.4885	52.1	32.5637	-4.77721
Mn 257.610	0.6721	ppb	0.1511	22.5	148.464	0.67212
Mo 202.032	0.8393	ppb	0.3899	46.5	12.7425	0.83926
Na 330.237	-77.3175	ppb	217.023	280.7	5.6476	-77.31754
Ni 231.604	0.8465	ppb	0.6534	77.2	1.6266	0.84653
Pb 220.353	1.4289	ppb	0.7781	54.5	2.6317	1.42890
Sb 206.834	2.0618	ppb	3.6490	177.0	1.0426	2.06182
Se 196.026	-0.7984	ppb	3.6428	456.3	-1.2544	-0.79835
Sn 189.925	0.6068	ppb	0.7161	118.0	0.2133	0.60683
Sr 216.596	0.3342	ppb	0.1798	53.8	11.6174	0.33423
Ti 334.941	0.1123	ppb	0.0308	27.4	-61.3660	0.11225
Tl 190.794	2.9226	ppb	1.0290	35.2	0.6339	2.92263
V 292.401	0.7155	ppb	0.1663	23.2	14.7937	0.71551
Zn 206.200	0.1833	ppb	1.6176	882.6	281.5847	0.18328

E03152013.vvq. All Data Report 3/16/2013, 9:03:24 AM

mb 680-268894/1-a (Samp) 3/15/2013, 10:41:33 PM Rack 3, Tube 3

Weight: 1

Volume: 1

Dilution: 1

Label	Replicates Concentration		
Ag 328.068	0.5528	0.5674	1.0081
Al 308.215	2.0582	-1.5859u	-0.5894u
As 188.980	-5.2071u	2.5836	-1.9826u
B 249.678	8.2629	7.2157	6.0778
Ba 389.178	-0.9518u	-0.2915u	-1.2002u
Be 313.042	-0.0067u	-0.0053u	0.0050
Ca 370.602	1.470	2.163	4.351
Cd 226.502	-0.0804u	0.0215	0.0241
Co 228.615	-0.3778u	-0.2567u	0.1291
Cr 267.716	0.4326	0.5691	0.6399
Cu 324.754	0.4666	0.2302	0.5440
Fe 271.441	9.4506	3.4426	7.8683
K 766.491	3.5154	3.3416	3.6536
Mg 279.078	-8.4370u	-6.7738u	-9.0737u
Mn 257.610	0.2419	0.2063	0.2538
Mo 202.032	0.5090	0.4561	1.2291
Na 330.237	-286.823u	-237.763u	-341.204u
Ni 231.604	1.2177	2.2624	1.5954
Pb 220.353	2.1712	0.2977	-1.5283u
Sb 206.834	-0.3280u	1.6434	0.4854
Se 196.026	-2.3037u	4.8387	7.9300
Sn 189.925	11.5067	11.8382	15.7826
Sr 216.596	-0.2284u	-0.2813u	-0.3953u
Ti 334.941	0.3405	0.3214	0.2814
Tl 190.794	3.4721	3.0919	0.2255
V 292.401	-0.0798u	0.3889	0.1883
Zn 206.200	5.3333	4.1586	5.3281

Label	Sol'n Conc.	Units	SD	%RSD	Int. (c/s)
Ag 328.068	0.7094	ppb	0.2587	36.5	-43.7311
Al 308.215	-0.0391	ppb	1.8833	4820.9	222.213
As 188.980	-1.5354	ppb	3.9146	255.0	-1.5370
B 249.678	7.1854	ppb	1.0929	15.2	89.4234
Ba 389.178	-0.8145	ppb	0.4697	57.7	-37.8688
Be 313.042	-0.0023	ppb	0.0064	276.9	-234.946
Ca 370.602	2.661	ppb	1.504	56.5	69.32
Cd 226.502	-0.0116	ppb	0.0596	512.9	6.1648
Co 228.615	-0.1685	ppb	0.2647	157.2	14.2227
Cr 267.716	0.5472	ppb	0.1054	19.3	17.0882
Cu 324.754	0.4136	ppb	0.1635	39.5	143.266
Fe 271.441	6.9205	ppb	3.1141	45.0	16.3218
K 766.491	3.5035	ppb	0.1563	4.5	893.541
Mg 279.078	-8.0948	ppb	1.1875	14.7	26.5796
Mn 257.610	0.2340	ppb	0.0247	10.6	66.4878
Mo 202.032	0.7314	ppb	0.4319	59.0	12.0604
Na 330.237	-288.597	ppb	51.7432	17.9	-4.4404
Ni 231.604	1.6918	ppb	0.5290	31.3	3.3980
Pb 220.353	0.3135	ppb	1.8498	590.0	1.0227
Sb 206.834	0.6003	ppb	0.9907	165.0	-0.2147
Se 196.026	3.4883	ppb	5.2488	150.5	0.6681
Sn 189.925	13.0425	ppb	2.3788	18.2	11.4923
Sr 216.596	-0.3017	ppb	0.0853	28.3	5.8777
Ti 334.941	0.3144	ppb	0.0302	9.6	-8.2102
Tl 190.794	2.2632	ppb	1.7749	78.4	0.1751
V 292.401	0.1658	ppb	0.2351	141.8	0.0508
Zn 206.200	4.9400	ppb	0.6767	13.7	87.4958

E03152013.vvq. All Data Report 3/16/2013, 9:03:24 AM

ics 680-268894/2-a (Samp) 3/15/2013, 10:46:59 PM Rack 3, Tube 4
 Weight: 1 Volume: 1 Dilution: 1

Label	Replicates Concentration		
Ag 328.068	52.9784	55.0125	55.4024
Al 308.215	5048.24	5059.24	5069.73
As 188.980	68.6171	74.9114	71.6740
B 249.678	219.391	220.671	222.128
Ba 389.178	100.938	103.059	103.046
Be 313.042	52.1175	52.1400	52.2884
Ca 370.602	5011	5015	5025
Cd 226.502	52.4475	52.5634	52.6298
Co 228.615	50.4459	50.7320	50.8707
Cr 267.716	105.687	105.759	105.942
Cu 324.754	103.531	104.026	103.085
Fe 271.441	5095.36	5092.30	5121.83
K 766.491	5101.26	5101.71	5126.65
Mg 279.078	5140.98	5141.89	5148.80
Mn 257.610	540.703	539.941	541.474
Mo 202.032	102.414	101.800	102.115
Na 330.237	4369.42	4244.63	4272.43
Ni 231.604	103.389	104.351	106.316
Pb 220.353	52.0250	52.6717	48.5080
Sb 206.834	32.8499	34.7710	31.5199
Se 196.026	92.3902	88.3924	98.1839
Sn 189.925	7.3171	6.6568	7.3699
Sr 216.596	107.137	106.551	108.124
Ti 334.941	95.6050	95.7109	96.0613
Tl 190.794	43.0669	40.9226	45.5093
V 292.401	104.499	104.095	104.396
Zn 206.200	99.0293	101.479	100.879

Label	Sol'n Conc.	Units	SD	%RSD	Int. (c/s)
Ag 328.068	54.4645	ppb	1.3016	2.4	3085.55
Al 308.215	5059.07	ppb	10.7459	0.2	24832.4
As 188.980	71.7342	ppb	3.1476	4.4	47.0002
B 249.678	220.730	ppb	1.3697	0.6	1716.31
Ba 389.178	102.347	ppb	1.2204	1.2	2419.35
Be 313.042	52.1820	ppb	0.0929	0.2	94148.8
Ca 370.602	5017	ppb	6.841	0.1	16341
Cd 226.502	52.5469	ppb	0.0922	0.2	1697.45
Co 228.615	50.6829	ppb	0.2166	0.4	600.793
Cr 267.716	105.796	ppb	0.1315	0.1	4007.03
Cu 324.754	103.547	ppb	0.4705	0.5	5081.89
Fe 271.441	5103.16	ppb	16.2398	0.3	7333.68
K 766.491	5109.87	ppb	14.5319	0.3	355858
Mg 279.078	5143.89	ppb	4.2781	0.1	9321.16
Mn 257.610	540.706	ppb	0.7668	0.1	101245
Mo 202.032	102.110	ppb	0.3073	0.3	653.158
Na 330.237	4295.49	ppb	65.5157	1.5	210.898
Ni 231.604	104.685	ppb	1.4917	1.4	219.290
Pb 220.353	51.0682	ppb	2.2407	4.4	74.0627
Sb 206.834	33.0469	ppb	1.6345	4.9	27.9002
Se 196.026	92.9888	ppb	4.9231	5.3	40.9570
Sn 189.925	7.1146	ppb	0.3974	5.6	6.1196
Sr 216.596	107.271	ppb	0.7945	0.7	970.492
Ti 334.941	95.7924	ppb	0.2388	0.2	25116.2
Tl 190.794	43.1663	ppb	2.2950	5.3	27.9194
V 292.401	104.330	ppb	0.2100	0.2	2767.29
Zn 206.200	100.463	ppb	1.2769	1.3	146.992

E03152013.wvq. All Data Report 3/16/2013, 9:03:24 AM

680-88118-a-40-a (Samp) 3/15/2013, 10:52:25 PM Rack 3, Tube 5
 Weight: 1 Volume: 1 Dilution: 1

Label	Replicates Concentration		
Ag 328.068	2.2587	1.3424	0.8403
Al 308.215	102251	102669	101169
As 188.980	332.692	335.868	341.550
B 249.678	45.6631	46.8294	44.8596
Ba 389.178	3744.33	3752.36	3749.52
Be 313.042	9.9991	10.0080	10.0058
Ca 370.602	96620	96695	96466
Cd 226.502	13.9803	13.9758	14.1578
Co 228.615	71.1816	72.5598	72.9692
Cr 267.716	293.537	293.493	292.953
Cu 324.754	667.457	673.050	674.897
Fe 271.441	321111	321280	321355
K 766.491	9085.28	9099.76	9132.12
Mg 279.078	25775.5	25772.2	25754.0
Mn 257.610	11465.6	11463.2	11447.7
Mo 202.032	24.9438	24.9845	25.5560
Na 330.237	658.511u	849.697u	609.526u
Ni 231.604	151.034	150.313	147.272
Pb 220.353	3848.65	3851.58	3861.36
Sb 206.834	2.2064	10.6490	13.6501
Se 196.026	-8.4797	22.0763	-1.5724
Sn 189.925	109.055	112.782	107.203
Sr 216.596	419.494	419.211	418.735
Ti 334.941	1381.16	1384.55	1381.44
Tl 190.794	44.8824	38.6989	53.6235
V 292.401	338.420	339.101	339.132
Zn 206.200	5913.82	5924.39	5916.90

Label	Sol'n Conc.	Units	SD	%RSD	Int. (c/s)
Ag 328.068	1.4805	ppb	0.7192	48.6	28.5799
Al 308.215	102030	ppb	774.096	0.8	496352
As 188.980	336.703	ppb	4.4877	1.3	220.030
B 249.678	45.7840	ppb	0.9905	2.2	137.251
Ba 389.178	3748.74	ppb	4.0714	0.1	89014.0
Be 313.042	10.0043	ppb	0.0046	0.0	17881.1
Ca 370.602	96594	ppb	116.4	0.1	294307
Cd 226.502	14.0380	ppb	0.1038	0.7	1131.38
Co 228.615	72.2369	ppb	0.9365	1.3	874.521
Cr 267.716	293.328	ppb	0.3251	0.1	11210.8
Cu 324.754	671.801	ppb	3.8741	0.6	32362.1
Fe 271.441	321248	ppb	125.297	0.0	460797
K 766.491	9105.72	ppb	23.9821	0.3	633625
Mg 279.078	25767.2	ppb	11.6140	0.0	46433.4
Mn 257.610	11458.8	ppb	9.7419	0.1	2145243
Mo 202.032	25.1614	ppb	0.3423	1.4	151.907
Na 330.237	705.912	ppb	126.908	18.0	-97.6143
Ni 231.604	149.540	ppb	1.9967	1.3	318.589
Pb 220.353	3853.86	ppb	6.6580	0.2	5558.04
Sb 206.834	8.8351	ppb	5.9335	67.2	15.5025
Se 196.026	4.0080	ppb	16.0242	399.8	5.2010
Sn 189.925	109.680	ppb	2.8419	2.6	99.1777
Sr 216.596	419.147	ppb	0.3834	0.1	3892.24
Ti 334.941	1382.38	ppb	1.8808	0.1	363500
Tl 190.794	45.7349	ppb	7.4987	16.4	7.2530
V 292.401	338.884	ppb	0.4022	0.1	9074.98
Zn 206.200	5918.37	ppb	5.4359	0.1	8599.73

E03152013.vvq. All Data Report 3/16/2013, 9:03:24 AM

680-88118-a-41-a (Samp) **3/15/2013, 10:57:52 PM** **Rack 3, Tube 6**
Weight: 1 **Volume: 1** **Dilution: 1**

Label	Replicates Concentration		
Ag 328.068	8.8700	9.9079	9.3519
Al 308.215	138625	138161	138585
As 188.980	429.314	414.117	432.748
B 249.678	22.6153u	25.6790u	22.6813u
Ba 389.178	2351.94	2346.53	2354.44
Be 313.042	18.5806	18.5537	18.5879
Ca 370.602	223497	223022	223194
Cd 226.502	40.3704	39.9351	39.9088
Co 228.615	142.135	138.595	140.679
Cr 267.716	432.668	431.465	431.669
Cu 324.754	703.321	703.100	703.748
Fe 271.441	775612	771757	773896
K 766.491	19276.3	19201.0	19329.3
Mg 279.078	111824	111529	111767
Mn 257.610	28722.1x	28639.2x	28737.1x
Mo 202.032	27.0267	26.3863	27.5397
Na 330.237	1601.22u	1530.81u	1534.15u
Ni 231.604	180.867	180.193	177.839
Pb 220.353	3244.89	3226.92	3235.23
Sb 206.834	-3.1677	-0.9618	6.8556
Se 196.026	-9.2848	-10.7674	-21.1412
Sn 189.925	160.289	158.745	161.601
Sr 216.596	513.320	509.392	509.117
Ti 334.941	1946.42	1942.54	1945.60
Tl 190.794	111.769	126.723	118.983
V 292.401	569.473	568.674	571.324
Zn 206.200	10022.5	9975.04	9997.21

Label	Sol'n Conc.	Units	SD	%RSD	Int. (c/s)
Ag 328.068	9.3766b	ppb	0.5193	5.5	545.267
Al 308.215	138457b	ppb	257.251	0.2	673480
As 188.980	425.393b	ppb	9.9153	2.3	274.977
B 249.678	23.6585b	ppb	1.7501	7.4	-378.796
Ba 389.178	2350.97b	ppb	4.0426	0.2	56905.5
Be 313.042	18.5740b	ppb	0.0180	0.1	33405.1
Ca 370.602	223238b	ppb	240.5	0.1	677321
Cd 226.502	40.0715b	ppb	0.2593	0.6	2914.32
Co 228.615	140.470b	ppb	1.7792	1.3	1661.82
Cr 267.716	431.934b	ppb	0.6437	0.1	16606.0
Cu 324.754	703.390b	ppb	0.3293	0.0	34000.8
Fe 271.441	773755b	ppb	1931.22	0.2	1109854
K 766.491	19268.9b	ppb	64.4895	0.3	1340107
Mg 279.078	111707b	ppb	156.817	0.1	201432
Mn 257.610	28699.4xb	ppb	52.7129	0.2	5373024
Mo 202.032	26.9842b	ppb	0.5779	2.1	143.127
Na 330.237	1555.39b	ppb	39.7212	2.6	-215.592
Ni 231.604	179.633b	ppb	1.5897	0.9	389.201
Pb 220.353	3235.68b	ppb	8.9913	0.3	4668.95
Sb 206.834	0.9087b	ppb	5.2669	579.6	18.8489
Se 196.026	-13.7312b	ppb	6.4600	47.0	3.5441
Sn 189.925	160.212b	ppb	1.4298	0.9	145.055
Sr 216.596	510.610b	ppb	2.3513	0.5	4880.27
Ti 334.941	1944.85b	ppb	2.0440	0.1	511794
Tl 190.794	119.159b	ppb	7.4784	6.3	24.5255
V 292.401	569.824b	ppb	1.3594	0.2	15264.2
Zn 206.200	9998.24b	ppb	23.7252	0.2	14527.3

E03152013.wvq. All Data Report 3/16/2013, 9:03:24 AM

680-88118-a-42-a (Samp) 3/15/2013, 11:03:18 PM Rack 3, Tube 7
 Weight: 1 Volume: 1 Dilution: 1

Label	Replicates Concentration		
Ag 328.068	-0.0275	0.8544	-0.0991
Al 308.215	152983	152380	152545
As 188.980	295.950	302.503	310.118
B 249.678	10.3265u	8.7475u	9.9669u
Ba 389.178	2647.47	2635.87	2627.61
Be 313.042	21.0549	20.9975	20.9393
Ca 370.602	98319	98052	97766
Cd 226.502	13.7694	13.8463	13.7180
Co 228.615	197.419	197.626	197.990
Cr 267.716	701.392	694.612	695.692
Cu 324.754	515.641	513.917	506.849
Fe 271.441	622667	620796	617300
K 766.491	14239.5	14186.5	14208.2
Mg 279.078	19680.7	19641.5	19565.4
Mn 257.610	21656.0	21567.7	21475.1
Mo 202.032	23.2951	25.5555	24.0876
Na 330.237	411.240u	330.046u	398.205u
Ni 231.604	189.994	188.069	187.028
Pb 220.353	6434.94	6413.18	6377.86
Sb 206.834	6.5833	5.1636	3.1732
Se 196.026	-5.4416	-1.3433	-1.2225
Sn 189.925	164.762	169.610	160.704
Sr 216.596	435.028	435.015	433.059
Ti 334.941	1962.69	1949.88	1952.85
Tl 190.794	87.3644	82.7081	83.2071
V 292.401	729.962	727.985	723.350
Zn 206.200	6253.97	6228.13	6201.78

Label	Sol'n Conc.	Units	SD	%RSD	Int. (c/s)
Ag 328.068	0.2426	ppb	0.5310	218.9	-6.9821
Al 308.215	152636	ppb	311.535	0.2	742424
As 188.980	302.857	ppb	7.0909	2.3	194.324
B 249.678	9.6803	ppb	0.8276	8.5	-367.490
Ba 389.178	2636.98	ppb	9.9745	0.4	63188.4
Be 313.042	20.9973	ppb	0.0578	0.3	37751.5
Ca 370.602	98046	ppb	276.6	0.3	273981
Cd 226.502	13.7779	ppb	0.0645	0.5	1749.65
Co 228.615	197.678	ppb	0.2891	0.1	2329.06
Cr 267.716	697.232	ppb	3.6430	0.5	26604.5
Cu 324.754	512.136	ppb	4.6589	0.9	24802.7
Fe 271.441	620255	ppb	2724.12	0.4	889692
K 766.491	14211.4	ppb	26.6625	0.2	988541
Mg 279.078	19629.2	ppb	58.6405	0.3	35245.0
Mn 257.610	21566.3	ppb	90.4706	0.4	4037363
Mo 202.032	24.3127	ppb	1.1469	4.7	132.745
Na 330.237	379.830	ppb	43.6039	11.5	-202.819
Ni 231.604	188.364	ppb	1.5050	0.8	404.931
Pb 220.353	6408.66	ppb	28.8091	0.4	9243.08
Sb 206.834	4.9733	ppb	1.7130	34.4	21.5635
Se 196.026	-2.6691	ppb	2.4018	90.0	6.0769
Sn 189.925	165.025	ppb	4.4591	2.7	149.369
Sr 216.596	434.368	ppb	1.1330	0.3	4131.54
Ti 334.941	1955.14	ppb	6.7002	0.3	514092
Tl 190.794	84.4265	ppb	2.5565	3.0	13.2757
V 292.401	727.099	ppb	3.3938	0.5	19462.2
Zn 206.200	6227.96	ppb	26.0942	0.4	9048.41

E03152013.vvq. All Data Report 3/16/2013, 9:03:24 AM

680-88118-a-43-a (Samp) 3/15/2013, 11:08:55 PM Rack 3, Tube 8
 Weight: 1 Volume: 1 Dilution: 1

Label	Replicates Concentration		
Ag 328.068	0.7497	0.0896	0.1025
Al 308.215	167662	167687	167505
As 188.980	456.923	464.611	459.824
B 249.678	240.004	245.015	245.605
Ba 389.178	4368.52	4368.21	4360.82
Be 313.042	22.8925	22.9706	22.9027
Ca 370.602	185472	185991	185358
Cd 226.502	21.0266	21.1557	20.8703
Co 228.615	163.597	166.371	164.024
Cr 267.716	791.679	794.247	792.628
Cu 324.754	722.923	718.850	717.569
Fe 271.441	678841	682217	680597
K 766.491	12473.0	12501.4	12435.9
Mg 279.078	39163.7	39247.6	39095.1
Mn 257.610	15945.8	15970.0	15926.9
Mo 202.032	37.3345	38.3681	37.1984
Na 330.237	1624.82u	1838.13u	1869.33u
Ni 231.604	190.229	190.603	187.277
Pb 220.353	5637.59	5633.32	5604.33
Sb 206.834	7.0881	6.3395	14.3095
Se 196.026	-6.8696	-15.9329	-14.2569
Sn 189.925	149.030	153.809	150.032
Sr 216.596	1381.80	1385.39	1382.72
Ti 334.941	2871.69	2875.44	2872.00
Tl 190.794	64.1751	69.9617	56.3531u
V 292.401	976.608	978.770	976.929
Zn 206.200	8529.27	8536.28	8502.96

Label	Sol'n Conc.	Units	SD	%RSD	Int. (c/s)
Ag 328.068	0.3139	ppb	0.3774	120.2	-53.9196
Al 308.215	167618	ppb	98.6118	0.1	815273
As 188.980	460.453	ppb	3.8824	0.8	298.914
B 249.678	243.541	ppb	3.0773	1.3	1371.98
Ba 389.178	4365.85	ppb	4.3558	0.1	104142
Be 313.042	22.9219	ppb	0.0425	0.2	41252.0
Ca 370.602	185607	ppb	337.4	0.2	559977
Cd 226.502	21.0175	ppb	0.1429	0.7	2108.53
Co 228.615	164.664	ppb	1.4935	0.9	1968.76
Cr 267.716	792.852	ppb	1.2986	0.2	30219.3
Cu 324.754	719.780	ppb	2.7960	0.4	34754.9
Fe 271.441	680552	ppb	1688.55	0.2	976176
K 766.491	12470.1	ppb	32.8930	0.3	867498
Mg 279.078	39168.8	ppb	76.3821	0.2	70609.0
Mn 257.610	15947.6	ppb	21.5636	0.1	2986118
Mo 202.032	37.6337	ppb	0.6397	1.7	213.954
Na 330.237	1777.43	ppb	133.079	7.5	-175.473
Ni 231.604	189.370	ppb	1.8219	1.0	408.056
Pb 220.353	5625.08	ppb	18.0972	0.3	8111.37
Sb 206.834	9.2457	ppb	4.4013	47.6	27.0970
Se 196.026	-12.3531	ppb	4.8222	39.0	0.7956
Sn 189.925	150.957	ppb	2.5203	1.7	136.647
Sr 216.596	1383.30	ppb	1.8668	0.1	12688.7
Ti 334.941	2873.04	ppb	2.0804	0.1	755508
Tl 190.794	63.4966	ppb	6.8296	10.8	2.3469
V 292.401	977.436	ppb	1.1662	0.1	26176.0
Zn 206.200	8522.84	ppb	17.5664	0.2	12382.5

E03152013.vvq. All Data Report 3/16/2013, 9:03:24 AM

680-88118-a-43-aSD^5 (Samp) 3/15/2013, 11:14:22 PM Rack 3, Tube 9

Weight: 1

Volume: 1

Dilution: 1

Label	Replicates Concentration		
Ag 328.068	0.7107	1.1949	0.0937
Al 308.215	35177.0	34900.5	34340.5
As 188.980	105.381	88.6629	90.6034
B 249.678	53.4589	54.0068	54.1815
Ba 389.178	940.327	933.776	920.534
Be 313.042	4.9343	4.8859	4.8249
Ca 370.602	40270	40035	39519
Cd 226.502	4.1957	4.0150	3.6035
Co 228.615	36.5212	34.8629	35.9369
Cr 267.716	170.669	169.453	166.782
Cu 324.754	147.975	146.982	146.274
Fe 271.441	151241	149948	147724
K 766.491	2400.89	2378.47	2346.64
Mg 279.078	8445.64	8398.91	8276.18
Mn 257.610	3539.43	3501.69	3459.18
Mo 202.032	7.4709	7.6419	7.6146
Na 330.237	125.644u	67.5585u	392.930u
Ni 231.604	42.5858	43.7827	41.2139
Pb 220.353	1253.34	1246.19	1218.05
Sb 206.834	-2.4098	6.6829	2.7366
Se 196.026	-3.0729	-3.7480u	-4.4793u
Sn 189.925	35.0675	33.6697	35.1645
Sr 216.596	301.309	298.321	295.669
Ti 334.941	625.763	621.571	612.699
Tl 190.794	18.4984	6.1227u	16.1142
V 292.401	207.252	205.951	203.125
Zn 206.200	1895.35	1884.48	1853.31

Label	Sol'n Conc.	Units	SD	%RSD	Int. (c/s)
Ag 328.068	0.6664	ppb	0.5520	82.8	-43.2630
Al 308.215	34806.0	ppb	426.185	1.2	169469
As 188.980	94.8825	ppb	9.1437	9.6	61.0976
B 249.678	53.8824	ppb	0.3770	0.7	331.183
Ba 389.178	931.545	ppb	10.0833	1.1	22212.7
Be 313.042	4.8817	ppb	0.0548	1.1	8604.10
Ca 370.602	39941	ppb	384.3	1.0	120282
Cd 226.502	3.9380	ppb	0.3035	7.7	446.816
Co 228.615	35.7737	ppb	0.8411	2.4	440.247
Cr 267.716	168.968	ppb	1.9883	1.2	6438.55
Cu 324.754	147.077	ppb	0.8546	0.6	7202.87
Fe 271.441	149638	ppb	1779.15	1.2	214643
K 766.491	2375.34	ppb	27.2603	1.1	165769
Mg 279.078	8373.58	ppb	87.5249	1.0	15127.0
Mn 257.610	3500.10	ppb	40.1519	1.1	655397
Mo 202.032	7.5758	ppb	0.0919	1.2	48.4357
Na 330.237	195.377	ppb	173.533	88.8	-40.5645
Ni 231.604	42.5274	ppb	1.2854	3.0	91.4700
Pb 220.353	1239.19	ppb	18.6556	1.5	1787.40
Sb 206.834	2.3366	ppb	4.5595	195.1	5.6103
Se 196.026	-3.7667	ppb	0.7034	18.7	-0.9971
Sn 189.925	34.6339	ppb	0.8364	2.4	31.0900
Sr 216.596	298.433	ppb	2.8221	0.9	2745.20
Ti 334.941	620.011	ppb	6.6705	1.1	162969
Tl 190.794	13.5784	ppb	6.5660	48.4	-0.8380
V 292.401	205.442	ppb	2.1099	1.0	5498.65
Zn 206.200	1877.71	ppb	21.8218	1.2	2729.11

E03152013.wvq. All Data Report 3/16/2013, 9:03:24 AM

680-88118-a-43-aPDS (Samp) 3/15/2013, 11:19:48 PM Rack 3, Tube 10**Weight: 1****Volume: 1****Dilution: 1**

Label	Replicates Concentration		
Ag 328.068	51.4446	51.6653	52.1722
Al 308.215	166057	166267	166066
As 188.980	2578.68	2607.67	2598.54
B 249.678	1268.06	1272.32	1276.74
Ba 389.178	6228.90	6228.24	6239.96
Be 313.042	70.9372	70.9778	71.0610
Ca 370.602	186185	187043	186190
Cd 226.502	69.1158	68.1599	69.2965
Co 228.615	628.086	634.229	631.198
Cr 267.716	969.717	972.863	973.972
Cu 324.754	970.248	965.915	966.003
Fe 271.441	665627	666836	665910
K 766.491	17830.6	17814.9	17776.8
Mg 279.078	42728.2	42825.0	42758.4
Mn 257.610	16096.2	16105.5	16096.1
Mo 202.032	526.099	525.995	529.342
Na 330.237	6897.92	6593.72	6462.36
Ni 231.604	670.591	665.846	665.085
Pb 220.353	5966.61	5972.31	5972.24
Sb 206.834	511.725	514.699	515.455
Se 196.026	1980.40	1961.38	1960.03
Sn 189.925	1090.59	1099.36	1103.56
Sr 216.596	1847.22	1855.16	1856.37
Ti 334.941	3764.31	3772.46	3775.43
Tl 190.794	1972.78	1963.38	1970.53
V 292.401	1440.91	1442.33	1438.41
Zn 206.200	8790.33	8759.74	8808.00

Label	Sol'n Conc.	Units	SD	%RSD	Int. (c/s)
Ag 328.068	51.7607	ppb	0.3731	0.7	2929.26
Al 308.215	166130	ppb	118.572	0.1	808085
As 188.980	2594.96	ppb	14.8181	0.6	1714.12
B 249.678	1272.37	ppb	4.3372	0.3	9240.14
Ba 389.178	6232.37	ppb	6.5847	0.1	148196
Be 313.042	70.9920	ppb	0.0631	0.1	128121
Ca 370.602	186473	ppb	494.2	0.3	564275
Cd 226.502	68.8574	ppb	0.6108	0.9	3607.79
Co 228.615	631.171	ppb	3.0720	0.5	7364.03
Cr 267.716	972.184	ppb	2.2070	0.2	37009.9
Cu 324.754	967.389	ppb	2.4764	0.3	46608.6
Fe 271.441	666124	ppb	632.705	0.1	955548
K 766.491	17807.4	ppb	27.6897	0.2	1238518
Mg 279.078	42770.5	ppb	49.5352	0.1	77108.4
Mn 257.610	16099.3	ppb	5.3799	0.0	3014492
Mo 202.032	527.145	ppb	1.9030	0.4	3311.33
Na 330.237	6651.33	ppb	223.422	3.4	52.2412
Ni 231.604	667.174	ppb	2.9834	0.4	1408.97
Pb 220.353	5970.39	ppb	3.2724	0.1	8608.27
Sb 206.834	513.960	ppb	1.9720	0.4	458.056
Se 196.026	1967.27	ppb	11.3901	0.6	888.588
Sn 189.925	1097.84	ppb	6.6211	0.6	995.467
Sr 216.596	1852.92	ppb	4.9721	0.3	16883.5
Ti 334.941	3770.73	ppb	5.7615	0.2	991534
Tl 190.794	1968.90	ppb	4.9071	0.2	1328.51
V 292.401	1440.55	ppb	1.9824	0.1	38495.9
Zn 206.200	8786.03	ppb	24.4147	0.3	12764.4

E03152013.vvq. All Data Report 3/16/2013, 9:03:24 AM

680-88176-b-5-a (Samp) 3/15/2013, 11:25:14 PM Rack 3, Tube 11

Weight: 1 Volume: 1 Dilution: 1

Label	Replicates Concentration		
Ag 328.068	1.1874	2.5835	1.7667
Al 308.215	85252.5	85325.9	85481.7
As 188.980	131.246	129.239	129.346
B 249.678	92.4745	90.8313	89.7199
Ba 389.178	2623.71	2626.59	2632.80
Be 313.042	12.3453	12.3673	12.3805
Ca 370.602	190102	190370	190302
Cd 226.502	13.8610	13.6513	13.6858
Co 228.615	56.0315	55.1710	55.0721
Cr 267.716	213.227	213.421	213.878
Cu 324.754	458.644	456.816	458.960
Fe 271.441	202327	202447	202872
K 766.491	8838.04	8826.28	8824.28
Mg 279.078	46197.7	46314.7	46406.7
Mn 257.610	5131.18	5131.24	5144.51
Mo 202.032	13.5652	13.2407	13.7726
Na 330.237	820.656u	704.338u	485.234u
Ni 231.604	97.0682	99.9248	97.6141
Pb 220.353	2171.00	2183.35	2191.10
Sb 206.834	6.4086	5.7522	7.0167
Se 196.026	-4.0579	-1.6363	-0.0288
Sn 189.925	103.094	100.900	103.713
Sr 216.596	699.596	703.301	705.899
Ti 334.941	1876.28	1884.15	1893.48
Tl 190.794	29.6127	29.2621	29.9194
V 292.401	273.699	274.074	273.710
Zn 206.200	4316.12	4336.87	4341.33

Label	Sol'n Conc.	Units	SD	%RSD	Int. (c/s)
Ag 328.068	1.8458	ppb	0.7014	38.0	17.3336
Al 308.215	85353.4	ppb	117.008	0.1	415261
As 188.980	129.944	ppb	1.1288	0.9	85.0918
B 249.678	91.0086	ppb	1.3858	1.5	573.995
Ba 389.178	2627.70	ppb	4.6470	0.2	62431.6
Be 313.042	12.3644	ppb	0.0178	0.1	22187.2
Ca 370.602	190258	ppb	139.6	0.1	615887
Cd 226.502	13.7327	ppb	0.1124	0.8	871.830
Co 228.615	55.4249	ppb	0.5276	1.0	697.488
Cr 267.716	213.509	ppb	0.3344	0.2	8143.48
Cu 324.754	458.140	ppb	1.1573	0.3	22103.6
Fe 271.441	202549	ppb	286.288	0.1	290539
K 766.491	8829.53	ppb	7.4343	0.1	614427
Mg 279.078	46306.4	ppb	104.720	0.2	83591.9
Mn 257.610	5135.64	ppb	7.6808	0.1	961767
Mo 202.032	13.5262	ppb	0.2681	2.0	83.6355
Na 330.237	670.076	ppb	170.316	25.4	-58.7182
Ni 231.604	98.2024	ppb	1.5164	1.5	209.029
Pb 220.353	2181.81	ppb	10.1353	0.5	3145.66
Sb 206.834	6.3925	ppb	0.6324	9.9	10.5314
Se 196.026	-1.9077	ppb	2.0282	106.3	0.4886
Sn 189.925	102.569	ppb	1.4783	1.4	92.7729
Sr 216.596	702.932	ppb	3.1675	0.5	6410.88
Ti 334.941	1884.63	ppb	8.6104	0.5	495621
Tl 190.794	29.5981	ppb	0.3289	1.1	6.7542
V 292.401	273.828	ppb	0.2134	0.1	7346.65
Zn 206.200	4331.44	ppb	13.4558	0.3	6294.18

E03152013.vvq. All Data Report 3/16/2013, 9:03:24 AM

680-88176-b-5-b ms (Samp) **3/15/2013, 11:30:41 PM** **Rack 3, Tube 12****Weight: 1****Volume: 1****Dilution: 1**

Label	Replicates Concentration		
Ag 328.068	51.1729	52.5674	53.2027
Al 308.215	104867	105022	105283
As 188.980	302.544	304.380	307.069
B 249.678	322.526	325.954	327.537
Ba 389.178	3464.78	3467.97	3477.00
Be 313.042	63.6419	63.8399	63.8244
Ca 370.602	353225	354973	354320
Cd 226.502	65.8666	66.0747	66.8262
Co 228.615	99.7673	100.397	99.8235
Cr 267.716	327.772	328.511	329.483
Cu 324.754	668.259	668.301	674.870
Fe 271.441	239583	240111	240197
K 766.491	19325.3	19299.5	19221.3
Mg 279.078	86960.6	87228.6	87407.1
Mn 257.610	6582.60	6601.96	6598.82
Mo 202.032	111.141	111.704	112.523
Na 330.237	6967.56	6717.36	6577.82
Ni 231.604	220.708	221.363	222.126
Pb 220.353	2789.88	2806.78	2813.31
Sb 206.834	45.4272	44.2755	42.9494
Se 196.026	74.4911	98.5932	95.3359
Sn 189.925	270.316	271.507	272.220
Sr 216.596	1110.32	1111.80	1118.86
Ti 334.941	2751.95	2765.86	2777.42
Tl 190.794	54.5109	51.8728	63.4607
V 292.401	360.239	360.667	360.806
Zn 206.200	5298.40	5292.03	5328.67

Label	Sol'n Conc.	Units	SD	%RSD	Int. (c/s)
Ag 328.068	52.3143	ppb	1.0383	2.0	2947.38
Al 308.215	105058	ppb	210.388	0.2	511085
As 188.980	304.664	ppb	2.2757	0.7	201.952
B 249.678	325.339	ppb	2.5618	0.8	2335.17
Ba 389.178	3469.92	ppb	6.3406	0.2	82477.2
Be 313.042	63.7687	ppb	0.1101	0.2	115211
Ca 370.602	354173	ppb	883.7	0.2	1158009
Cd 226.502	66.2559	ppb	0.5048	0.8	2629.30
Co 228.615	99.9958	ppb	0.3483	0.3	1230.53
Cr 267.716	328.589	ppb	0.8582	0.3	12516.5
Cu 324.754	670.477	ppb	3.8046	0.6	32277.4
Fe 271.441	239964	ppb	332.270	0.1	344212
K 766.491	19282.0	ppb	54.1212	0.3	1341022
Mg 279.078	87198.8	ppb	224.717	0.3	157409
Mn 257.610	6594.46	ppb	10.3883	0.2	1235044
Mo 202.032	111.790	ppb	0.6949	0.6	703.646
Na 330.237	6754.25	ppb	197.472	2.9	207.417
Ni 231.604	221.399	ppb	0.7095	0.3	467.789
Pb 220.353	2803.33	ppb	12.0902	0.4	4041.36
Sb 206.834	44.2174	ppb	1.2399	2.8	44.0651
Se 196.026	89.4734	ppb	13.0768	14.6	41.9979
Sn 189.925	271.348	ppb	0.9620	0.4	245.930
Sr 216.596	1113.66	ppb	4.5645	0.4	10124.4
Ti 334.941	2765.08	ppb	12.7513	0.5	727276
Tl 190.794	56.6148	ppb	6.0736	10.7	22.7449
V 292.401	360.571	ppb	0.2952	0.1	9659.16
Zn 206.200	5306.37	ppb	19.5770	0.4	27710.40

E03152013.vvq. All Data Report 3/16/2013, 9:03:24 AM

Cont Calib Verif (CCV) 3/15/2013, 11:36:07 PM Rack 3, Tube 13
 Weight: 1 Volume: 1 Dilution: 1

Label	Replicates Concentration		
Ag 328.068	514.917	517.934	507.796
Al 308.215	5119.42	5140.72	5115.52
As 188.980	480.449	478.438	486.443
B 249.678	2612.25	2637.87	2639.97
Ba 389.178	4986.55	5006.17	4977.00
Be 313.042	497.075	498.308	496.115
Ca 370.602	5015	5033	5024
Cd 226.502	498.867	502.984	499.273
Co 228.615	496.723	497.107	493.423
Cr 267.716	5046.73	5068.10	5061.95
Cu 324.754	4966.64	4946.06	4988.63
Fe 271.441	5102.62	5123.74	5094.64
K 766.491	9616.43	9609.74	9535.63
Mg 279.078	4981.17	5003.27	4977.02
Mn 257.610	5072.21	5102.82	5074.99
Mo 202.032	504.608	508.483	504.654
Na 330.237	7283.81	7230.75	7263.16
Ni 231.604	2525.39	2546.03	2532.78
Pb 220.353	503.942	510.258	502.844
Sb 206.834	978.049	976.835	971.415
Se 196.026	4894.91	4915.73	4845.35
Sn 189.925	4950.60	4993.05	4965.65
Sr 216.596	2546.54	2556.68	2555.44
Ti 334.941	501.714	502.973	501.691
Tl 190.794	5121.99	5100.11	5101.07
V 292.401	4986.03	4998.39	4977.23
Zn 206.200	2438.52	2444.14	2427.91

Label	Sol'n Conc.	Units	SD	%RSD	Int. (c/s)	QC Value
Ag 328.068	513.549	ppb	5.2055	1.0	29778.2	102.70982
Al 308.215	5125.22	ppb	13.5640	0.3	25125.3	102.50446
As 188.980	481.777	ppb	4.1646	0.9	318.744	96.35534
B 249.678	2630.03	ppb	15.4333	0.6	20115.8	105.20118
Ba 389.178	4989.91	ppb	14.8733	0.3	117810	99.79813
Be 313.042	497.166	ppb	1.0995	0.2	898894	99.43317
Ca 370.602	5024	ppb	9.113	0.2	16618	100.47725
Cd 226.502	500.375	ppb	2.2689	0.5	16016.4	100.07499
Co 228.615	495.751	ppb	2.0251	0.4	5750.70	99.15017
Cr 267.716	5058.92	ppb	11.0003	0.2	191666	101.17849
Cu 324.754	4967.11	ppb	21.2883	0.4	237794	99.34224
Fe 271.441	5107.00	ppb	15.0376	0.3	7436.92	102.13996
K 766.491	9587.27	ppb	44.8402	0.5	667100	95.87267
Mg 279.078	4987.15	ppb	14.1142	0.3	8975.66	99.74302
Mn 257.610	5083.34	ppb	16.9294	0.3	951341	101.66675
Mo 202.032	505.915	ppb	2.2239	0.4	3200.30	101.18298
Na 330.237	7259.24	ppb	26.7446	0.4	332.913	96.78982
Ni 231.604	2534.73	ppb	10.4597	0.4	5311.03	101.38929
Pb 220.353	505.681	ppb	4.0013	0.8	729.728	101.13629
Sb 206.834	975.433	ppb	3.5322	0.4	880.473	39.01732Q
Se 196.026	4885.33	ppb	36.1532	0.7	2191.28	97.70659
Sn 189.925	4969.76	ppb	21.5239	0.4	4507.23	99.39527
Sr 216.596	2552.89	ppb	5.5319	0.2	22906.3	102.11557
Ti 334.941	502.126	ppb	0.7332	0.1	131944	100.42525
Tl 190.794	5107.72	ppb	12.3695	0.2	3548.47	102.15444
V 292.401	4987.22	ppb	10.6281	0.2	133244	99.74434
Zn 206.200	2436.85	ppb	8.2419	0.3	2527.78	97.47412

E03152013.vvq. All Data Report 3/16/2013, 9:03:24 AM

Cont Calib Blank (CCB) 3/15/2013, 11:41:33 PM Rack 3, Tube 14

Weight: 1

Volume: 1

Dilution: 1

Label	Replicates Concentration		
Ag 328.068	1.3620	0.6664	0.0734
Al 308.215	-1.9531u	1.1288	-0.8687u
As 188.980	1.7428	-0.3939u	2.1436
B 249.678	27.7252	25.3361	22.2731
Ba 389.178	0.9022	0.3683	1.5406
Be 313.042	0.0684	0.0623	0.0637
Ca 370.602	-7.521u	-13.16u	-7.617u
Cd 226.502	0.0002	0.0021	0.1526
Co 228.615	-0.6001u	0.2487	-0.4379u
Cr 267.716	0.3970	0.6027	0.5912
Cu 324.754	0.5700	0.9716	0.5838
Fe 271.441	2.9544	5.7140	1.1913
K 766.491	-4.4711u	-4.6693u	-5.1401u
Mg 279.078	-10.5235u	-7.8409u	-12.4893u
Mn 257.610	0.9877	0.9314	0.8814
Mo 202.032	0.3644	0.4260	0.4653
Na 330.237	-561.149u	-301.382u	-554.317u
Ni 231.604	-1.1948u	1.8885	0.9383
Pb 220.353	0.2240	3.8061	-1.1327u
Sb 206.834	8.4773	6.5492	-1.0714u
Se 196.026	4.8866	6.7316	12.2689
Sn 189.925	-0.1951u	2.5692	-0.6574u
Sr 216.596	0.2776	-0.1778u	0.3318
Ti 334.941	0.4654	0.4376	0.3689
Tl 190.794	1.5367	0.5466	4.5905
V 292.401	1.1896	0.7788	0.6589
Zn 206.200	0.5901	1.3477	-0.3071u

Label	Sol'n Conc.	Units	SD	%RSD	Int. (c/s)	QC Value
Ag 328.068	0.7006	ppb	0.6450	92.1	-44.2209	0.70057
Al 308.215	-0.5643	ppb	1.5633	277.0	219.630	-0.56433
As 188.980	1.1642	ppb	1.3641	117.2	0.2528	1.16418
B 249.678	25.1115	ppb	2.7330	10.9	226.324	25.11145
Ba 389.178	0.9370	ppb	0.5869	62.6	3.4691	0.93705
Be 313.042	0.0648	ppb	0.0032	4.9	-113.485	0.06483
Ca 370.602	-9.432	ppb	3.226	34.2	29.35	-9.43159
Cd 226.502	0.0517	ppb	0.0874	169.3	8.1838	0.05166
Co 228.615	-0.2631	ppb	0.4506	171.3	13.1482	-0.26309
Cr 267.716	0.5303	ppb	0.1156	21.8	16.4405	0.53028
Cu 324.754	0.7085	ppb	0.2280	32.2	157.367	0.70848
Fe 271.441	3.2866	ppb	2.2795	69.4	11.0249	3.28657
K 766.491	-4.7602	ppb	0.3436	7.2	319.096	-4.76018
Mg 279.078	-10.2845	ppb	2.3334	22.7	22.6160	-10.28455
Mn 257.610	0.9335	ppb	0.0532	5.7	197.376	0.93352
Mo 202.032	0.4186	ppb	0.0509	12.2	10.0799	0.41858
Na 330.237	-472.283	ppb	148.044	31.3	-13.1459	-472.28265
Ni 231.604	0.5440	ppb	1.5790	290.3	0.9929	0.54400
Pb 220.353	0.9658	ppb	2.5516	264.2	1.9639	0.96583
Sb 206.834	4.6517	ppb	5.0492	108.5	3.2762	4.65168
Se 196.026	7.9624	ppb	3.8419	48.3	2.6748	7.96235
Sn 189.925	0.5722	ppb	1.7448	304.9	0.1817	0.57222
Sr 216.596	0.1439	ppb	0.2799	194.5	9.9082	0.14390
Ti 334.941	0.4239	ppb	0.0497	11.7	20.5858	0.42395
Tl 190.794	2.2246	ppb	2.1079	94.8	0.1477	2.22460
V 292.401	0.8758	ppb	0.2783	31.8	19.1106	0.87579
Zn 206.200	0.5436	ppb	0.8284	152.4	27.1080	0.54355

E03152013.vvq. All Data Report 3/16/2013, 9:03:24 AM

680-88176-b-5-c msd (Samp) 3/15/2013, 11:47:00 PM Rack 3, Tube 15**Weight: 1****Volume: 1****Dilution: 1**

Label	Replicates Concentration		
Ag 328.068	50.0337	49.5901	50.8491
Al 308.215	102620	102662	103026
As 188.980	269.937	273.905	275.214
B 249.678	320.750	322.606	324.137
Ba 389.178	18678.1x	18638.5x	18678.7x
Be 313.042	62.6312	62.5313	62.6967
Ca 370.602	436687	434856	435250
Cd 226.502	65.9245	65.8466	65.9778
Co 228.615	100.944	99.8951	99.9049
Cr 267.716	462.107	458.837	460.528
Cu 324.754	664.358	660.735	654.695
Fe 271.441	184471	184626	185144
K 766.491	20477.5	20507.1	20528.5
Mg 279.078	132931	132917	133567
Mn 257.610	6314.05	6315.67	6342.58
Mo 202.032	106.731	105.959	107.513
Na 330.237	6309.91	6210.99	6267.43
Ni 231.604	209.721	214.960	215.914
Pb 220.353	5785.43	5796.77	5817.14
Sb 206.834	45.9982	59.7084	44.7544
Se 196.026	91.4919	93.6783	85.9452
Sn 189.925	269.444	267.859	270.244
Sr 216.596	1593.73	1588.36	1594.11
Ti 334.941	2887.31	2868.50	2873.69
Tl 190.794	53.1665	55.4608	63.8601
V 292.401	332.879	333.121	333.832
Zn 206.200	7826.92	7824.62	7851.67

Label	Sol'n Conc.	Units	SD	%RSD	Int. (c/s)
Ag 328.068	50.1576b	ppb	0.6386	1.3	2804.36
Al 308.215	102769b	ppb	223.334	0.2	499958
As 188.980	273.019b	ppb	2.7477	1.0	182.284
B 249.678	322.498b	ppb	1.6957	0.5	2355.50
Ba 389.178	18665.1xb	ppb	23.0508	0.1	441225
Be 313.042	62.6197b	ppb	0.0833	0.1	113153
Ca 370.602	435598b	ppb	963.9	0.2	1433482
Cd 226.502	65.9163b	ppb	0.0660	0.1	2503.97
Co 228.615	100.248b	ppb	0.6026	0.6	1238.45
Cr 267.716	460.490b	ppb	1.6355	0.4	17503.6
Cu 324.754	659.929b	ppb	4.8817	0.7	31757.1
Fe 271.441	184747b	ppb	352.696	0.2	265013
K 766.491	20504.4b	ppb	25.5682	0.1	1425991
Mg 279.078	133138b	ppb	371.596	0.3	240354
Mn 257.610	6324.10b	ppb	16.0226	0.3	1184544
Mo 202.032	106.734b	ppb	0.7772	0.7	674.118
Na 330.237	6262.77b	ppb	49.6225	0.8	181.258
Ni 231.604	213.532b	ppb	3.3343	1.6	450.392
Pb 220.353	5799.78b	ppb	16.0675	0.3	8362.46
Sb 206.834	50.1537b	ppb	8.2980	16.5	49.2263
Se 196.026	90.3718b	ppb	3.9864	4.4	42.0456
Sn 189.925	269.182b	ppb	1.2142	0.5	244.003
Sr 216.596	1592.07b	ppb	3.2125	0.2	14412.6
Ti 334.941	2876.50b	ppb	9.7143	0.3	756759
Tl 190.794	57.4958b	ppb	5.6297	9.8	25.5961
V 292.401	333.277b	ppb	0.4950	0.1	8923.01
Zn 206.200	7834.40b	ppb	15.0916	0.2	11383.2

E03152013.vvq. All Data Report 3/16/2013, 9:03:24 AM

680-88176-b-5-a^5 (Samp) 3/15/2013, 11:52:26 PM Rack 3, Tube 16

Weight: 1

Volume: 1

Dilution: 1

Label	Replicates Concentration		
Ag 328.068	1.5585	0.3856	0.4248
Al 308.215	17454.8	17120.1	16709.7
As 188.980	33.0763	27.0795	27.0327
B 249.678	23.2064	22.7496	21.5175
Ba 389.178	562.145	551.964	540.475
Be 313.042	2.6397	2.5834	2.5236
Ca 370.602	41012	40142	39268
Cd 226.502	2.8070	3.0112	2.8827
Co 228.615	11.6326	12.1940	11.0208
Cr 267.716	46.4405	45.1283	44.4399
Cu 324.754	95.8819	93.5743	91.4787
Fe 271.441	43980.5	43120.0	42146.2
K 766.491	1732.00	1707.52	1669.52
Mg 279.078	9970.35	9764.44	9557.07
Mn 257.610	1132.08	1111.64	1086.90
Mo 202.032	2.7868	1.9945	2.3936
Na 330.237	-120.232u	203.391u	97.5100u
Ni 231.604	22.7340	23.1346	20.4588
Pb 220.353	472.847	473.079	454.887
Sb 206.834	9.2623	2.2243	1.6576
Se 196.026	8.2167	-0.6733	-9.0471u
Sn 189.925	22.1461	20.7734	20.9278
Sr 216.596	153.971	150.009	146.507
Ti 334.941	410.993	402.756	392.633
Tl 190.794	3.8782	5.2892	9.8486
V 292.401	59.3617	57.5974	56.6587
Zn 206.200	945.575	925.936	908.047

Label	Sol'n Conc.	Units	SD	%RSD	Int. (c/s)
Ag 328.068	0.7896	ppb	0.6661	84.4	-40.1152
Al 308.215	17094.9	ppb	373.209	2.2	83347.6
As 188.980	29.0628	ppb	3.4758	12.0	18.6318
B 249.678	22.4912	ppb	0.8736	3.9	173.245
Ba 389.178	551.528	ppb	10.8418	2.0	13090.0
Be 313.042	2.5822	ppb	0.0581	2.2	4451.18
Ca 370.602	40141	ppb	872.0	2.2	129962
Cd 226.502	2.9003	ppb	0.1032	3.6	189.855
Co 228.615	11.6158	ppb	0.5868	5.1	159.124
Cr 267.716	45.3362	ppb	1.0164	2.2	1726.38
Cu 324.754	93.6450	ppb	2.2025	2.4	4616.70
Fe 271.441	43082.2	ppb	917.722	2.1	61802.8
K 766.491	1703.01	ppb	31.4822	1.8	119033
Mg 279.078	9763.95	ppb	206.643	2.1	17658.2
Mn 257.610	1110.21	ppb	22.6276	2.0	207927
Mo 202.032	2.3916	ppb	0.3962	16.6	20.5716
Na 330.237	60.2229	ppb	165.002	274.0	-9.1035
Ni 231.604	22.1091	ppb	1.4432	6.5	46.9033
Pb 220.353	466.938	ppb	10.4365	2.2	673.684
Sb 206.834	4.3814	ppb	4.2365	96.7	4.2686
Se 196.026	-0.5012	ppb	8.6332	1722.4	-0.6408
Sn 189.925	21.2824	ppb	0.7519	3.5	18.9829
Sr 216.596	150.162	ppb	3.7343	2.5	1376.17
Ti 334.941	402.127	ppb	9.1963	2.3	105679
Tl 190.794	6.3387	ppb	3.1205	49.2	0.3481
V 292.401	57.8726	ppb	1.3723	2.4	1549.43
Zn 206.200	926.519	ppb	18.7710	2.0	1347.40

E03152013.vvq. All Data Report 3/16/2013, 9:03:24 AM

680-88176-b-5-b ms (Samp) 3/15/2013, 11:57:52 PM Rack 3, Tube 17

Weight: 1

Volume: 1

Dilution: 1

Label	Replicates Concentration		
Ag 328.068	10.7722	9.8719	10.5600
Al 308.215	19846.7	19856.8	19861.3
As 188.980	63.2180	63.3270	62.6180
B 249.678	65.6004	64.9589	65.6043
Ba 389.178	704.953	704.238	702.918
Be 313.042	13.0003	12.9730	12.9723
Ca 370.602	71616	71644	71520
Cd 226.502	13.0496	13.2955	13.1327
Co 228.615	20.1650	20.1405	20.2987
Cr 267.716	66.5430	66.7653	66.4640
Cu 324.754	131.000	127.291	130.353
Fe 271.441	48846.7	48761.7	48899.9
K 766.491	3441.56	3437.94	3443.36
Mg 279.078	17352.7	17362.8	17370.2
Mn 257.610	1370.06	1367.01	1369.03
Mo 202.032	23.0369	21.3264	21.8912
Na 330.237	1131.12	1154.31	836.796
Ni 231.604	46.3267	46.3299	45.9438
Pb 220.353	570.505	572.579	568.661
Sb 206.834	12.1691	9.4082	6.7108
Se 196.026	24.1266	6.3932	11.5782
Sn 189.925	54.8040	54.5676	56.2954
Sr 216.596	229.343	229.654	228.891
Ti 334.941	564.345	564.216	562.604
Tl 190.794	7.1101	16.9846	15.9086
V 292.401	73.3135	72.0751	72.9564
Zn 206.200	1103.25	1110.54	1102.15

Label	Sol'n Conc.	Units	SD	%RSD	Int. (c/s)
Ag 328.068	10.4014	ppb	0.4707	4.5	517.901
Al 308.215	19854.9	ppb	7.5043	0.0	96770.7
As 188.980	63.0543	ppb	0.3818	0.6	41.3766
B 249.678	65.3879	ppb	0.3715	0.6	496.368
Ba 389.178	704.036	ppb	1.0327	0.1	16719.0
Be 313.042	12.9819	ppb	0.0160	0.1	23270.6
Ca 370.602	71594	ppb	64.99	0.1	234093
Cd 226.502	13.1593	ppb	0.1251	1.0	530.198
Co 228.615	20.2014	ppb	0.0852	0.4	261.567
Cr 267.716	66.5908	ppb	0.1562	0.2	2533.81
Cu 324.754	129.548	ppb	1.9812	1.5	6336.86
Fe 271.441	48836.1	ppb	69.6990	0.1	70057.1
K 766.491	3440.95	ppb	2.7567	0.1	239845
Mg 279.078	17361.9	ppb	8.8181	0.1	31373.9
Mn 257.610	1368.70	ppb	1.5539	0.1	256350
Mo 202.032	22.0848	ppb	0.8715	3.9	144.903
Na 330.237	1040.74	ppb	177.002	17.0	33.5932
Ni 231.604	46.2001	ppb	0.2220	0.5	97.4800
Pb 220.353	570.582	ppb	1.9599	0.3	823.055
Sb 206.834	9.4294	ppb	2.7292	28.9	8.7647
Se 196.026	14.0326	ppb	9.1179	65.0	5.9669
Sn 189.925	55.2223	ppb	0.9368	1.7	49.7806
Sr 216.596	229.296	ppb	0.3837	0.2	2091.16
Ti 334.941	563.721	ppb	0.9701	0.2	148197
Tl 190.794	13.3344	ppb	5.4173	40.6	4.7431
V 292.401	72.7817	ppb	0.6374	0.9	1946.53
Zn 206.200	1105.31	ppb	4.5617	0.4	1697.13

E03152013.vvq. All Data Report 3/16/2013, 9:03:24 AM

680-88176-b-5-c msd (Samp) 3/16/2013, 12:03:18 AM Rack 3, Tube 18

Weight: 1

Volume: 1

Dilution: 1

Label	Replicates Concentration		
Ag 328.068	12.5008	11.8047	10.0958
Al 308.215	22098.8	21647.9	21086.2
As 188.980	65.1446	59.4735	56.7303
B 249.678	72.8911	71.9720	68.5144
Ba 389.178	4239.52	4166.00	4059.14
Be 313.042	14.3759	14.0882	13.7450
Ca 370.602	100072	98096	95700
Cd 226.502	15.2073	14.7870	14.2452
Co 228.615	23.8542	23.2078	22.3047
Cr 267.716	106.386	104.182	101.670
Cu 324.754	145.994	141.338	139.488
Fe 271.441	42788.3	41985.3	40937.8
K 766.491	4010.82	3961.62	3871.31
Mg 279.078	29868.1	29283.9	28543.8
Mn 257.610	1491.39	1462.40	1426.04
Mo 202.032	24.9179	23.5741	23.5524
Na 330.237	1297.58	1106.36	1180.25
Ni 231.604	50.3524	48.7256	47.1447
Pb 220.353	1363.75	1340.24	1309.45
Sb 206.834	9.7336	8.2083	11.5998
Se 196.026	24.7044	29.5617	26.5852
Sn 189.925	59.7124	60.5895	56.9699
Sr 216.596	371.566	363.043	354.008
Ti 334.941	667.161	653.557	636.489
Tl 190.794	17.1661	18.3668	18.3964
V 292.401	75.9852	74.1723	72.9603
Zn 206.200	1867.78	1815.82	1775.36

Label	Sol'n Conc.	Units	SD	%RSD	Int. (c/s)
Ag 328.068	11.4671	ppb	1.2375	10.8	575.693
Al 308.215	21611.0	ppb	507.300	2.3	105310
As 188.980	60.4495	ppb	4.2912	7.1	39.9587
B 249.678	71.1258	ppb	2.3078	3.2	545.545
Ba 389.178	4154.89	ppb	90.7068	2.2	98203.2
Be 313.042	14.0697	ppb	0.3159	2.2	25244.9
Ca 370.602	97956	ppb	2190	2.2	322376
Cd 226.502	14.7465	ppb	0.4824	3.3	566.432
Co 228.615	23.1222	ppb	0.7783	3.4	297.855
Cr 267.716	104.079	ppb	2.3596	2.3	3953.43
Cu 324.754	142.273	ppb	3.3522	2.4	6943.91
Fe 271.441	41903.8	ppb	927.954	2.2	60114.3
K 766.491	3947.92	ppb	70.7561	1.8	275086
Mg 279.078	29231.9	ppb	663.683	2.3	52803.8
Mn 257.610	1459.94	ppb	32.7459	2.2	273465
Mo 202.032	24.0148	ppb	0.7822	3.3	157.420
Na 330.237	1194.73	ppb	96.4286	8.1	37.2922
Ni 231.604	48.7409	ppb	1.6039	3.3	102.688
Pb 220.353	1337.81	ppb	27.2288	2.0	1929.41
Sb 206.834	9.8472	ppb	1.6986	17.2	9.2813
Se 196.026	26.9504	ppb	2.4492	9.1	11.7432
Sn 189.925	59.0906	ppb	1.8882	3.2	53.3011
Sr 216.596	362.872	ppb	8.7800	2.4	3291.49
Ti 334.941	652.402	ppb	15.3683	2.4	171562
Tl 190.794	17.9764	ppb	0.7019	3.9	8.1310
V 292.401	74.3726	ppb	1.5224	2.0	1987.99
Zn 206.200	1819.65	ppb	46.3284	2.5	2644.93

680-88176-c-15-a (Samp) 3/16/2013, 12:08:45 AM Rack 3, Tube 19

Weight: 1 Volume: 1 Dilution: 1

Label	Replicates Concentration		
Ag 328.068	-0.2666	-0.5192u	-0.2423
Al 308.215	85372.8	85539.2	85819.2
As 188.980	249.152	251.731	249.226
B 249.678	-5.6448u	-4.2167u	-3.8732u
Ba 389.178	1034.48	1037.70	1039.56
Be 313.042	10.2429	10.2619	10.2850
Ca 370.602	67385	67574	67621
Cd 226.502	5.8479	5.3468	5.2445
Co 228.615	87.4271	86.6313	87.6953
Cr 267.716	468.876	471.027	470.464
Cu 324.754	444.589	448.403	454.512
Fe 271.441	518561	518892	520758
K 766.491	5431.98	5461.65	5475.03
Mg 279.078	13646.7	13649.2	13675.7
Mn 257.610	7456.37	7469.93	7471.05
Mo 202.032	11.4799	10.7361	11.3011
Na 330.237	734.106u	500.870u	373.618u
Ni 231.604	97.6407	100.511	97.1112
Pb 220.353	1000.36	1002.93	1002.17
Sb 206.834	3.8014	-2.6214	-6.5360
Se 196.026	-4.5989	2.9120	-6.3722
Sn 189.925	46.1016	45.0466	47.6206
Sr 216.596	229.474	230.014	229.234
Ti 334.941	1113.96	1119.44	1119.59
Tl 190.794	38.4778	39.2644	33.7278u
V 292.401	674.093	677.400	677.085
Zn 206.200	2220.14	2221.68	2240.25

Label	Sol'n Conc.	Units	SD	%RSD	Int. (c/s)
Ag 328.068	-0.3427	ppb	0.1533	44.7	-84.4496
Al 308.215	85577.1	ppb	225.629	0.3	416342
As 188.980	250.036	ppb	1.4680	0.6	160.143
B 249.678	-4.5782	ppb	0.9395	20.5	-399.299
Ba 389.178	1037.25	ppb	2.5713	0.2	25262.0
Be 313.042	10.2633	ppb	0.0211	0.2	18329.0
Ca 370.602	67527	ppb	124.9	0.2	180525
Cd 226.502	5.4797	ppb	0.3229	5.9	1273.26
Co 228.615	87.2512	ppb	0.5534	0.6	1035.56
Cr 267.716	470.123	ppb	1.1155	0.2	17930.5
Cu 324.754	449.168	ppb	5.0058	1.1	21760.8
Fe 271.441	519404	ppb	1184.53	0.2	745023
K 766.491	5456.22	ppb	22.0308	0.4	379934
Mg 279.078	13657.2	ppb	16.0746	0.1	24657.5
Mn 257.610	7465.78	ppb	8.1724	0.1	1398377
Mo 202.032	11.1723	ppb	0.3883	3.5	54.1076
Na 330.237	536.198	ppb	182.822	34.1	-133.575
Ni 231.604	98.4210	ppb	1.8294	1.9	214.773
Pb 220.353	1001.82	ppb	1.3204	0.1	1444.78
Sb 206.834	-1.7853	ppb	5.2191	292.3	11.9035
Se 196.026	-2.6864	ppb	4.9287	183.5	2.3619
Sn 189.925	46.2563	ppb	1.2940	2.8	41.6349
Sr 216.596	229.574	ppb	0.3998	0.2	2255.28
Ti 334.941	1117.66	ppb	3.2075	0.3	293872
Tl 190.794	37.1567	ppb	2.9954	8.1	-1.6350
V 292.401	676.193	ppb	1.8254	0.3	18101.8
Zn 206.200	2227.36	ppb	11.1938	0.5	2226.29

E03152013.vvq. All Data Report 3/16/2013, 9:03:24 AM

680-88176-b-25-a (Samp) **3/16/2013, 12:14:11 AM** **Rack 3, Tube 20****Weight: 1****Volume: 1****Dilution: 1**

Label	Replicates Concentration		
Ag 328.068	4.9458	5.2532	4.8518
Al 308.215	110289	110238	110585
As 188.980	239.677	230.129	228.107
B 249.678	89.5399	89.0877	89.8775
Ba 389.178	5865.36	5868.60	5879.10
Be 313.042	11.0523	11.0933	11.0879
Ca 370.602	362756	363756	363993
Cd 226.502	39.1517	39.1140	38.5732
Co 228.615	121.555	120.893	120.169
Cr 267.716	442.843	441.941	443.205
Cu 324.754	2468.29	2450.04	2512.05
Fe 271.441	324812	325883	326334
K 766.491	14121.5	14181.9	14255.9
Mg 279.078	113286	113159	113324
Mn 257.610	21435.9	21457.4	21514.5
Mo 202.032	28.3913	27.7804	26.3494
Na 330.237	5783.83	5892.25	6019.26
Ni 231.604	196.785	198.025	196.537
Pb 220.353	4236.71	4251.59	4249.31
Sb 206.834	41.0624	46.7832	44.0845
Se 196.026	0.1939	21.5599	2.7866
Sn 189.925	124.040	122.807	124.024
Sr 216.596	611.241	609.046	609.616
Ti 334.941	2468.47	2460.93	2464.63
Tl 190.794	78.2722	79.8315	80.8338
V 292.401	395.301	395.733	396.142
Zn 206.200	10343.2	10318.3	10341.3

Label	Sol'n Conc.	Units	SD	%RSD	Int. (c/s)
Ag 328.068	5.0169	ppb	0.2099	4.2	262.658
Al 308.215	110371	ppb	187.213	0.2	536910
As 188.980	232.638	ppb	6.1800	2.7	153.341
B 249.678	89.5017	ppb	0.3963	0.4	467.747
Ba 389.178	5871.02	ppb	7.1830	0.1	139353
Be 313.042	11.0778	ppb	0.0223	0.2	19901.0
Ca 370.602	363502	ppb	656.4	0.2	1182002
Cd 226.502	38.9463	ppb	0.3237	0.8	1937.96
Co 228.615	120.872	ppb	0.6934	0.6	1463.77
Cr 267.716	442.663	ppb	0.6511	0.1	16905.5
Cu 324.754	2476.79	ppb	31.8662	1.3	118742
Fe 271.441	325676	ppb	781.738	0.2	467156
K 766.491	14186.4	ppb	67.3151	0.5	986805
Mg 279.078	113256	ppb	86.3418	0.1	204266
Mn 257.610	21469.3	ppb	40.6392	0.2	4018996
Mo 202.032	27.5070	ppb	1.0481	3.8	166.461
Na 330.237	5898.45	ppb	117.840	2.0	110.114
Ni 231.604	197.116	ppb	0.7975	0.4	418.355
Pb 220.353	4245.87	ppb	8.0157	0.2	6124.59
Sb 206.834	43.9767	ppb	2.8619	6.5	47.0943
Se 196.026	8.1801	ppb	11.6595	142.5	9.3475
Sn 189.925	123.624	ppb	0.7072	0.6	111.945
Sr 216.596	609.968	ppb	1.1392	0.2	5630.27
Ti 334.941	2464.68	ppb	3.7673	0.2	648417
Tl 190.794	79.6458	ppb	1.2908	1.6	20.4828
V 292.401	395.726	ppb	0.4207	0.1	10605.8
Zn 206.200	10334.3	ppb	13.8704	0.1	15915.5

E03152013.vvq. All Data Report 3/16/2013, 9:03:24 AM

X (Samp)	3/16/2013, 12:19:37 AM		Rack 3, Tube 21
Weight: 1	Volume: 1		Dilution: 1
Label	Replicates Concentration		
Ag 328.068	0.4737	0.9905	0.3735
Al 308.215	7.8386	5.4094	5.7112
As 188.980	2.4850	-0.5542u	-2.5404u
B 249.678	0.8158	1.2261	1.2070
Ba 389.178	0.3686	0.8559	-0.2185u
Be 313.042	0.0055	-0.0114u	0.0017
Ca 370.602	12.73	17.45	19.59
Cd 226.502	-0.2004u	0.1130	-0.0114u
Co 228.615	-0.0495u	-0.0453u	-0.0310u
Cr 267.716	0.0947	0.2693	-0.0728u
Cu 324.754	0.9873	0.2248	0.3938
Fe 271.441	37.9192	36.6616	36.1016
K 766.491	-5.3785u	-5.3335u	-5.7633u
Mg 279.078	-5.0081u	-3.2518u	-5.5473u
Mn 257.610	2.7354	2.8254	2.7331
Mo 202.032	0.0768	-0.2194u	0.2689
Na 330.237	-314.788u	-10.6014u	-299.461u
Ni 231.604	0.5083	1.2139	-0.3327u
Pb 220.353	1.0706	4.8203	-3.7145u
Sb 206.834	1.9192	-0.8513u	1.0489
Se 196.026	-3.7645u	5.8038	1.2202
Sn 189.925	-1.0972u	-0.7335u	0.3470
Sr 216.596	-0.7722u	-0.8012u	-0.0600u
Ti 334.941	0.9036	0.8199	0.7126
Tl 190.794	-2.0769u	-0.8380u	0.9432
V 292.401	0.0304	0.0445	0.3073
Zn 206.200	-1.0461u	0.3157	0.1302

Label	Sol'n Conc.	Units	SD	%RSD	Int. (c/s)
Ag 328.068	0.6126	ppb	0.3311	54.1	-49.3525
Al 308.215	6.3197	ppb	1.3240	21.0	253.071
As 188.980	-0.2032	ppb	2.5311	1245.6	-0.6538
B 249.678	1.0829	ppb	0.2316	21.4	42.7944
Ba 389.178	0.3353	ppb	0.5380	160.4	-10.6709
Be 313.042	-0.0014	ppb	0.0089	640.5	-233.216
Ca 370.602	16.59	ppb	3.512	21.2	113.0
Cd 226.502	-0.0329	ppb	0.1578	479.4	5.5515
Co 228.615	-0.0419	ppb	0.0097	23.2	15.7228
Cr 267.716	0.0970	ppb	0.1711	176.3	0.0481
Cu 324.754	0.5353	ppb	0.4005	74.8	149.086
Fe 271.441	36.8941	ppb	0.9309	2.5	59.2905
K 766.491	-5.4918	ppb	0.2363	4.3	268.241
Mg 279.078	-4.6024	ppb	1.2003	26.1	32.8541
Mn 257.610	2.7646	ppb	0.0526	1.9	540.150
Mo 202.032	0.0421	ppb	0.2460	584.0	7.6975
Na 330.237	-208.284	ppb	171.369	82.3	-0.6034
Ni 231.604	0.4632	ppb	0.7743	167.2	0.8241
Pb 220.353	0.7255	ppb	4.2778	589.7	1.6176
Sb 206.834	0.7056	ppb	1.4168	200.8	-0.1241
Se 196.026	1.0865	ppb	4.7855	440.5	-0.4083
Sn 189.925	-0.4946	ppb	0.7511	151.9	-0.7857
Sr 216.596	-0.5445	ppb	0.4198	77.1	3.7512
Ti 334.941	0.8120	ppb	0.0958	11.8	122.625
Tl 190.794	-0.6572	ppb	1.5181	231.0	-1.8603
V 292.401	0.1274	ppb	0.1560	122.4	-0.8328
Zn 206.200	-0.2001	ppb	0.7385	369.2	-1.0291

E03152013.vvq. All Data Report 3/16/2013, 9:03:24 AM

mb 680-269064/1-a (Samp) 3/16/2013, 12:25:14 AM Rack 3, Tube 22

Weight: 1

Volume: 1

Dilution: 1

Label	Replicates Concentration		
Ag 328.068	0.5455	1.0873	0.3444
Al 308.215	-3.7070u	-0.9977u	-3.9679u
As 188.980	-0.2920u	3.1021	-1.8488u
B 249.678	2.5916	2.4168	1.1140
Ba 389.178	-0.6466u	0.2556	-0.8195u
Be 313.042	0.0063	0.0027	0.0032
Ca 370.602	-16.44u	-13.09u	-7.163u
Cd 226.502	0.0451	-0.1777u	-0.0163u
Co 228.615	-0.0510u	0.2155	0.1704
Cr 267.716	0.1558	0.0925	0.4161
Cu 324.754	0.0703	-0.1698u	-0.3724u
Fe 271.441	6.8232	14.8791	11.5133
K 766.491	-6.0069u	-6.0355u	-5.9801u
Mg 279.078	-15.9119u	-8.6467u	-5.1070u
Mn 257.610	0.4291	0.3889	0.5468
Mo 202.032	0.2412	0.3825	0.2205
Na 330.237	-101.042u	-203.909u	-299.780u
Ni 231.604	0.0074	-0.5301u	-0.7391u
Pb 220.353	4.6090	-1.4127u	0.6248
Sb 206.834	4.5618	6.1087	0.9423
Se 196.026	0.4596	-1.5994u	1.9433
Sn 189.925	-1.4954u	-1.1588u	-0.9691u
Sr 216.596	-0.6213u	-0.9896u	-0.7626u
Ti 334.941	0.1015	0.2469	0.3436
Tl 190.794	2.8479	-1.6783u	0.2935
V 292.401	-0.0314u	0.5298	-0.2919u
Zn 206.200	2.4411	0.7086	-1.2411u

Label	Sol'n Conc.	Units	SD	%RSD	Int. (c/s)
Ag 328.068	0.6590	ppb	0.3842	58.3	-46.6453
Al 308.215	-2.8909	ppb	1.6447	56.9	208.250
As 188.980	0.3204	ppb	2.5316	790.0	-0.3065
B 249.678	2.0408	ppb	0.8074	39.6	50.1331
Ba 389.178	-0.4035	ppb	0.5773	143.1	-28.1750
Be 313.042	0.0041	ppb	0.0020	49.0	-223.339
Ca 370.602	-12.23	ppb	4.698	38.4	19.65
Cd 226.502	-0.0496	ppb	0.1151	231.9	4.9520
Co 228.615	0.1117	ppb	0.1426	127.7	17.4934
Cr 267.716	0.2215	ppb	0.1715	77.4	4.7500
Cu 324.754	-0.1573	ppb	0.2216	140.9	115.924
Fe 271.441	11.0719	ppb	4.0461	36.5	22.2305
K 766.491	-6.0075	ppb	0.0277	0.5	232.391
Mg 279.078	-9.8885	ppb	5.5084	55.7	23.3388
Mn 257.610	0.4549	ppb	0.0821	18.0	107.826
Mo 202.032	0.2814	ppb	0.0882	31.3	9.2131
Na 330.237	-201.577	ppb	99.3899	49.3	-0.2718
Ni 231.604	-0.4206	ppb	0.3851	91.6	-1.0282
Pb 220.353	1.2737	ppb	3.0629	240.5	2.4086
Sb 206.834	3.8710	ppb	2.6516	68.5	2.6079
Se 196.026	0.2678	ppb	1.7791	664.3	-0.7762
Sn 189.925	-1.2078	ppb	0.2665	22.1	-1.4326
Sr 216.596	-0.7912	ppb	0.1858	23.5	1.5367
Ti 334.941	0.2307	ppb	0.1219	52.8	-30.2389
Tl 190.794	0.4877	ppb	2.2693	465.3	-1.0603
V 292.401	0.0688	ppb	0.4199	610.2	-2.3599
Zn 206.200	0.6362	ppb	1.8422	289.6	2.2437

E03152013.vvq. All Data Report 3/16/2013, 9:03:24 AM

ics 680-269064/2-a (Samp) 3/16/2013, 12:30:41 AM Rack 3, Tube 23

Weight: 1

Volume: 1

Dilution: 1

Label	Replicates Concentration		
Ag 328.068	55.7237	54.7994	55.6475
Al 308.215	5127.87	5120.66	5118.21
As 188.980	72.5293	72.1824	72.0069
B 249.678	214.525	217.255	219.533
Ba 389.178	103.336	104.071	104.128
Be 313.042	52.2804	52.1235	52.0748
Ca 370.602	5097	5090	5085
Cd 226.502	53.6061	53.7731	53.4529
Co 228.615	51.8795	52.0474	51.9599
Cr 267.716	108.461	107.906	107.102
Cu 324.754	105.252	105.061	104.125
Fe 271.441	5208.81	5199.24	5206.76
K 766.491	5141.12	5139.18	5154.13
Mg 279.078	5229.44	5212.89	5199.25
Mn 257.610	549.738	548.950	548.230
Mo 202.032	103.268	103.625	103.437
Na 330.237	4671.31	4468.77	4517.36
Ni 231.604	106.965	107.362	106.352
Pb 220.353	55.7242	54.7082	50.0353
Sb 206.834	33.3639	34.1584	40.1865
Se 196.026	93.6898	105.636	100.999
Sn 189.925	11.1726	10.8949	11.2153
Sr 216.596	108.487	108.496	107.773
Ti 334.941	98.2920	98.0080	98.0703
Tl 190.794	43.8713	46.2644	49.6204
V 292.401	106.293	106.441	105.642
Zn 206.200	102.792	104.688	100.895

Label	Sol'n Conc.	Units	SD	%RSD	Int. (c/s)
Ag 328.068	55.3902	ppb	0.5131	0.9	3139.46
Al 308.215	5122.25	ppb	5.0205	0.1	25139.7
As 188.980	72.2395	ppb	0.2658	0.4	47.3344
B 249.678	217.104	ppb	2.5074	1.2	1688.54
Ba 389.178	103.845	ppb	0.4420	0.4	2455.06
Be 313.042	52.1595	ppb	0.1074	0.2	94107.9
Ca 370.602	5091	ppb	5.982	0.1	16578
Cd 226.502	53.6107	ppb	0.1601	0.3	1731.68
Co 228.615	51.9623	ppb	0.0840	0.2	615.578
Cr 267.716	107.823	ppb	0.6833	0.6	4083.87
Cu 324.754	104.813	ppb	0.6031	0.6	5142.49
Fe 271.441	5204.94	ppb	5.0360	0.1	7479.81
K 766.491	5144.81	ppb	8.1312	0.2	358286
Mg 279.078	5213.86	ppb	15.1182	0.3	9447.38
Mn 257.610	548.973	ppb	0.7543	0.1	102792
Mo 202.032	103.444	ppb	0.1788	0.2	661.591
Na 330.237	4552.48	ppb	105.741	2.3	223.065
Ni 231.604	106.893	ppb	0.5089	0.5	223.918
Pb 220.353	53.4892	ppb	3.0340	5.7	77.5517
Sb 206.834	35.9029	ppb	3.7309	10.4	30.3647
Se 196.026	100.108	ppb	6.0229	6.0	44.1525
Sn 189.925	11.0943	ppb	0.1739	1.6	9.7293
Sr 216.596	108.252	ppb	0.4150	0.4	979.276
Ti 334.941	98.1234	ppb	0.1493	0.2	25729.3
Tl 190.794	46.5854	ppb	2.8879	6.2	30.2864
V 292.401	106.125	ppb	0.4253	0.4	2815.04
Zn 206.200	102.792	ppb	1.8964	1.8	159.371

E03152013.vvq. All Data Report 3/16/2013, 9:03:24 AM

ics 680-269064/3-a (Samp) 3/16/2013, 12:36:07 AM Rack 3, Tube 24
 Weight: 1 Volume: 1 Dilution: 1

Label	Replicates Concentration		
Ag 328.068	219.539	220.843	219.549
Al 308.215	2022.65	2026.27	2022.34
As 188.980	207.957	207.440	214.897
B 249.678	423.052	425.643	427.328
Ba 389.178	202.139	201.961	200.851
Be 313.042	206.169	206.347	205.865
Ca 370.602	19993	20003	19950
Cd 226.502	208.876	208.831	209.140
Co 228.615	202.365	201.140	200.997
Cr 267.716	210.001	210.423	209.413
Cu 324.754	205.329	206.499	204.487
Fe 271.441	21421.3	21437.5	21395.0
K 766.491	19738.8	19769.3	19781.5
Mg 279.078	20708.3	20695.9	20667.7
Mn 257.610	2132.50	2135.42	2130.93
Mo 202.032	204.506	206.333	207.653
Na 330.237	17892.6	17685.7	17601.3
Ni 231.604	205.475	205.623	210.556
Pb 220.353	208.446	204.126	206.935
Sb 206.834	171.178	180.136	188.976
Se 196.026	200.101	198.122	202.838
Sn 189.925	197.088	195.954	197.095
Sr 216.596	225.338	226.108	224.764
Ti 334.941	210.920	211.275	210.501
Tl 190.794	44.4219	52.3022	51.1145
V 292.401	206.189	206.883	206.284
Zn 206.200	187.435	188.125	188.332

Label	Sol'n Conc.	Units	SD	%RSD	Int. (c/s)
Ag 328.068	219.977	ppb	0.7501	0.3	12726.3
Al 308.215	2023.75	ppb	2.1834	0.1	10082.8
As 188.980	210.098	ppb	4.1636	2.0	138.659
B 249.678	425.341	ppb	2.1539	0.5	3266.37
Ba 389.178	201.650	ppb	0.6981	0.3	4829.57
Be 313.042	206.127	ppb	0.2439	0.1	372618
Ca 370.602	19982	ppb	28.26	0.1	64773
Cd 226.502	208.949	ppb	0.1670	0.1	6732.67
Co 228.615	201.501	ppb	0.7516	0.4	2341.85
Cr 267.716	209.946	ppb	0.5071	0.2	7960.38
Cu 324.754	205.438	ppb	1.0106	0.5	9964.34
Fe 271.441	21418.0	ppb	21.4472	0.1	30755.9
K 766.491	19763.2	ppb	22.0130	0.1	1374472
Mg 279.078	20690.6	ppb	20.8090	0.1	37374.1
Mn 257.610	2132.95	ppb	2.2792	0.1	399323
Mo 202.032	206.164	ppb	1.5801	0.8	1310.70
Na 330.237	17726.5	ppb	149.865	0.8	843.924
Ni 231.604	207.218	ppb	2.8915	1.4	434.401
Pb 220.353	206.503	ppb	2.1920	1.1	298.343
Sb 206.834	180.096	ppb	8.8991	4.9	155.674
Se 196.026	200.354	ppb	2.3678	1.2	89.5546
Sn 189.925	196.712	ppb	0.6568	0.3	178.096
Sr 216.596	225.403	ppb	0.6748	0.3	2034.62
Ti 334.941	210.899	ppb	0.3876	0.2	55445.3
Tl 190.794	49.2795	ppb	4.2485	8.6	30.0165
V 292.401	206.452	ppb	0.3760	0.2	5479.68
Zn 206.200	187.964	ppb	0.4695	0.2	277.836

Cont Calib Verif (CCV) 3/16/2013, 12:41:34 AM Rack 3, Tube 25
Weight: 1 Volume: 1 Dilution: 1

Label	Replicates Concentration		
Ag 328.068	507.028	514.247	506.971
Al 308.215	5097.13	5112.64	5060.15
As 188.980	473.848	475.648	474.782
B 249.678	2597.98	2618.15	2609.06
Ba 389.178	4956.95	4973.62	4928.60
Be 313.042	494.442	496.855	490.745
Ca 370.602	4971	4979	4934
Cd 226.502	497.548	498.320	493.668
Co 228.615	491.855	493.698	490.085
Cr 267.716	5052.58	5067.97	5021.58
Cu 324.754	4877.35	4868.85	4887.08
Fe 271.441	5056.45	5076.64	5027.72
K 766.491	9408.11	9445.12	9398.80
Mg 279.078	4949.93	4975.04	4915.16
Mn 257.610	5058.41	5070.18	5038.66
Mo 202.032	503.497	505.596	500.529
Na 330.237	7258.60	7038.64	7010.06
Ni 231.604	2520.69	2522.99	2498.66
Pb 220.353	501.157	498.487	499.147
Sb 206.834	974.300	970.896	961.769
Se 196.026	4808.34	4841.38	4797.74
Sn 189.925	4912.90	4937.40	4892.91
Sr 216.596	2541.80	2550.54	2521.06
Ti 334.941	498.945	501.344	495.568
Tl 190.794	5080.25	5106.75	5072.92
V 292.401	4953.77	4964.77	4928.55
Zn 206.200	2423.81	2428.45	2400.78

Label	Sol'n Conc.	Units	SD	%RSD	Int. (c/s)	QC Value
Ag 328.068	509.415	ppb	4.1844	0.8	29537.7	101.88307
Al 308.215	5089.97	ppb	26.9660	0.5	24954.0	101.79939
As 188.980	474.759	ppb	0.9003	0.2	314.092	94.95181
B 249.678	2608.40	ppb	10.0972	0.4	19950.6	104.33586
Ba 389.178	4953.06	ppb	22.7633	0.5	116940	99.06113
Be 313.042	494.014	ppb	3.0773	0.6	893194	98.80284
Ca 370.602	4961	ppb	24.13	0.5	16413	99.22680
Cd 226.502	496.512	ppb	2.4929	0.5	15892.7	99.30244
Co 228.615	491.879	ppb	1.8068	0.4	5705.93	98.37580
Cr 267.716	5047.37	ppb	23.6271	0.5	191229	100.94749
Cu 324.754	4877.76	ppb	9.1206	0.2	233519	97.55527
Fe 271.441	5053.60	ppb	24.5851	0.5	7359.68	101.07202
K 766.491	9417.34	ppb	24.5009	0.3	655288	94.17345
Mg 279.078	4946.71	ppb	30.0685	0.6	8902.98	98.93423
Mn 257.610	5055.75	ppb	15.9263	0.3	946178	101.11505
Mo 202.032	503.207	ppb	2.5458	0.5	3183.24	100.64149
Na 330.237	7102.43	ppb	135.997	1.9	325.633	94.69912
Ni 231.604	2514.11	ppb	13.4334	0.5	5267.82	100.56445
Pb 220.353	499.597	ppb	1.3907	0.3	720.958	99.91943
Sb 206.834	968.988	ppb	6.4795	0.7	874.744	38.75954Q
Se 196.026	4815.82	ppb	22.7592	0.5	2160.10	96.31641
Sn 189.925	4914.40	ppb	22.2863	0.5	4457.02	98.28809
Sr 216.596	2537.80	ppb	15.1423	0.6	22771.0	101.51196
Ti 334.941	498.619	ppb	2.9016	0.6	131022	99.72376
Tl 190.794	5086.64	ppb	17.7990	0.3	3533.82	101.73278
V 292.401	4949.03	ppb	18.5705	0.4	132223	98.98056
Zn 206.200	2417.68	ppb	14.8181	0.6	2499.99	96.70723

E03152013.vvq. All Data Report 3/16/2013, 9:03:24 AM

Cont Calib Blank (CCB) 3/16/2013, 12:47:01 AM Rack 3, Tube 26
 Weight: 1 Volume: 1 Dilution: 1

Label	Replicates Concentration		
Ag 328.068	0.3779	0.0294	-0.0599u
Al 308.215	-5.4721u	-3.2553u	-3.5766u
As 188.980	0.9394	2.6375	1.6988
B 249.678	29.2087	24.9136	22.9695
Ba 389.178	0.2613	0.8618	0.7432
Be 313.042	0.0691	0.0565	0.0612
Ca 370.602	-14.23u	-11.51u	-15.88u
Cd 226.502	-0.1021u	0.1132	0.0904
Co 228.615	-0.5038u	0.4213	-0.1103u
Cr 267.716	0.7714	0.9406	0.6444
Cu 324.754	0.6783	0.2573	0.9741
Fe 271.441	-1.6747u	-1.1506u	3.2729
K 766.491	-5.7565u	-4.6099u	-5.0366u
Mg 279.078	-10.6456u	-15.0535u	-5.9379u
Mn 257.610	0.7519	0.7207	0.7547
Mo 202.032	1.0523	0.0770	-0.0407u
Na 330.237	-354.143u	-414.025u	-247.113u
Ni 231.604	0.9638	-0.3740u	1.3391
Pb 220.353	0.8194	2.2773	1.6672
Sb 206.834	7.9400	4.4478	4.0170
Se 196.026	7.4550	3.6847	6.3971
Sn 189.925	0.9273	5.4358	3.9354
Sr 216.596	0.7295	-0.6112u	0.0318
Ti 334.941	0.2471	0.1577	0.1297
Tl 190.794	0.3401	-1.3866u	4.1432
V 292.401	0.8123	1.1429	0.9767
Zn 206.200	-0.0296u	-0.4651u	0.5771

Label	Sol'n Conc.	Units	SD	%RSD	Int. (c/s)	QC Value
Ag 328.068	0.1158	ppb	0.2313	199.8	-78.2712	0.11578
Al 308.215	-4.1013	ppb	1.1980	29.2	202.413	-4.10135
As 188.980	1.7586	ppb	0.8506	48.4	0.6469	1.75855
B 249.678	25.6972	ppb	3.1926	12.4	230.800	25.69723
Ba 389.178	0.6221	ppb	0.3180	51.1	-3.9705	0.62212
Be 313.042	0.0623	ppb	0.0064	10.2	-118.063	0.06230
Ca 370.602	-13.87	ppb	2.208	15.9	14.84	-13.87315
Cd 226.502	0.0338	ppb	0.1183	349.7	7.6055	0.03382
Co 228.615	-0.0643	ppb	0.4643	722.3	15.4413	-0.06427
Cr 267.716	0.7855	ppb	0.1486	18.9	26.1102	0.78548
Cu 324.754	0.6366	ppb	0.3602	56.6	153.919	0.63655
Fe 271.441	0.1492	ppb	2.7178	1821.4	6.6094	0.14921
K 766.491	-5.1343	ppb	0.5795	11.3	293.089	-5.13432
Mg 279.078	-10.5456	ppb	4.5586	43.2	22.1474	-10.54564
Mn 257.610	0.7424	ppb	0.0189	2.5	161.611	0.74245
Mo 202.032	0.3629	ppb	0.6000	165.3	9.7273	0.36285
Na 330.237	-338.427	ppb	84.5586	25.0	-6.7665	-338.42715
Ni 231.604	0.6430	ppb	0.9005	140.1	1.2002	0.64295
Pb 220.353	1.5880	ppb	0.7322	46.1	2.8611	1.58798
Sb 206.834	5.4683	ppb	2.1514	39.3	3.9831	5.46827
Se 196.026	5.8456	ppb	1.9447	33.3	1.7254	5.84560
Sn 189.925	3.4328	ppb	2.2959	66.9	2.7763	3.43280
Sr 216.596	0.0500	ppb	0.6705	1339.8	9.0670	0.05004
Ti 334.941	0.1781	ppb	0.0613	34.4	-44.0509	0.17813
Tl 190.794	1.0322	ppb	2.8291	274.1	-0.6812	1.03225
V 292.401	0.9773	ppb	0.1653	16.9	21.8483	0.97732
Zn 206.200	0.0274	ppb	0.5234	1908.2	281.3578	0.02743

E03152013.vvq. All Data Report 3/16/2013, 9:03:24 AM

RLV (Samp) 3/16/2013, 12:52:27 AM Rack 3, Tube 27

Weight: 1

Volume: 1

Dilution: 1

Label	Replicates Concentration		
Ag 328.068	12.1798	10.8005	11.1201
Al 308.215	217.021	218.553	218.699
As 188.980	14.8796	24.0423	25.7898
B 249.678	119.536	119.424	121.345
Ba 389.178	10.6634	11.3418	10.4284
Be 313.042	4.5228	4.5018	4.5527
Ca 370.602	534.7	529.6	531.5
Cd 226.502	5.9588	5.9030	5.7495
Co 228.615	11.6471	10.9706	11.4588
Cr 267.716	11.7812	11.7846	11.5869
Cu 324.754	22.9657	22.3604	22.4565
Fe 271.441	61.8367	54.4108	52.5168
K 766.491	1085.13	1079.52	1093.93
Mg 279.078	552.802	549.219	557.763
Mn 257.610	12.0582	11.9706	12.1485
Mo 202.032	10.7258	11.7726	12.0507
Na 330.237	886.953	811.424	1015.01
Ni 231.604	46.7146	45.6936	45.3793
Pb 220.353	11.7970	11.4612	12.7344
Sb 206.834	17.7836	26.7502	21.5356
Se 196.026	17.6903	31.5741	9.6579
Sn 189.925	51.4823	50.7848	49.8621
Sr 216.596	11.0130	11.7070	11.3292
Ti 334.941	11.2935	11.1926	11.3390
Tl 190.794	26.7303	28.4439	29.3616
V 292.401	12.0011	11.6783	11.8190
Zn 206.200	21.3385	22.1129	22.4230

Label	Sol'n Conc.	Units	SD	%RSD	Int. (c/s)
Ag 328.068	11.3668	ppb	0.7220	6.4	576.651
Al 308.215	218.091	ppb	0.9299	0.4	1283.91
As 188.980	21.5706	ppb	5.8600	27.2	13.7833
B 249.678	120.102	ppb	1.0783	0.9	951.715
Ba 389.178	10.8112	ppb	0.4743	4.4	238.221
Be 313.042	4.5257	ppb	0.0256	0.6	7954.31
Ca 370.602	531.9	ppb	2.547	0.5	1828
Cd 226.502	5.8704	ppb	0.1084	1.8	194.343
Co 228.615	11.3588	ppb	0.3491	3.1	147.296
Cr 267.716	11.7176	ppb	0.1132	1.0	440.306
Cu 324.754	22.5942	ppb	0.3253	1.4	1204.91
Fe 271.441	56.2548	ppb	4.9260	8.8	88.6215
K 766.491	1086.19	ppb	7.2605	0.7	76155.6
Mg 279.078	553.261	ppb	4.2906	0.8	1039.96
Mn 257.610	12.0591	ppb	0.0890	0.7	2282.17
Mo 202.032	11.5164	ppb	0.6987	6.1	80.2836
Na 330.237	904.462	ppb	102.916	11.4	52.1183
Ni 231.604	45.9292	ppb	0.6981	1.5	96.0904
Pb 220.353	11.9975	ppb	0.6599	5.5	17.8504
Sb 206.834	22.0231	ppb	4.5031	20.4	18.2530
Se 196.026	19.6408	ppb	11.0875	56.5	7.9152
Sn 189.925	50.7097	ppb	0.8127	1.6	45.6571
Sr 216.596	11.3497	ppb	0.3475	3.1	109.721
Ti 334.941	11.2750	ppb	0.0749	0.7	2875.76
Tl 190.794	28.1786	ppb	1.3356	4.7	18.1956
V 292.401	11.8328	ppb	0.1618	1.4	310.163
Zn 206.200	21.9581	ppb	0.5586	2.5	237.1915

E03152013.vvq. All Data Report 3/16/2013, 9:03:24 AM

680-88026-c-1-a (Samp) 3/16/2013, 12:57:54 AM Rack 3, Tube 28

Weight: 1

Volume: 1

Dilution: 1

Label	Replicates Concentration		
Ag 328.068	0.2003	0.2937	0.1487
Al 308.215	489.346	486.093	488.990
As 188.980	-1.3528u	0.7933	-1.1754u
B 249.678	31.7793	31.5242	31.1371
Ba 389.178	41.4868	42.1231	41.8004
Be 313.042	0.0605	0.0538	0.0550
Ca 370.602	67542	67442	67585
Cd 226.502	-0.0737	0.0595	0.1866
Co 228.615	0.6722	1.3502	1.1178
Cr 267.716	9.4290	9.3585	9.0819
Cu 324.754	7.8009	7.7950	7.8438
Fe 271.441	2737.21	2733.47	2727.55
K 766.491	3768.28	3777.09	3782.85
Mg 279.078	18076.9	18052.7	18078.4
Mn 257.610	109.318	109.330	109.342
Mo 202.032	19.0425	19.2898	19.1625
Na 330.237	25128.9	25148.4	25311.1
Ni 231.604	7.0489	7.0891	7.9854
Pb 220.353	4.1974	-1.5145u	1.5788
Sb 206.834	5.4173	6.2473	0.6273
Se 196.026	12.4850	2.0053	3.5505
Sn 189.925	-0.5786u	0.3877	-0.1185u
Sr 216.596	231.072	231.363	233.334
Ti 334.941	10.9881	11.0079	10.9116
Tl 190.794	4.9593	5.3297	2.5049
V 292.401	1.3956	1.3326	1.4111
Zn 206.200	37.1479	37.4316	37.7455

Label	Sol'n Conc.	Units	SD	%RSD	Int. (c/s)
Ag 328.068	0.2142	ppb	0.0735	34.3	-80.2761
Al 308.215	488.143	ppb	1.7842	0.4	2598.05
As 188.980	-0.5783	ppb	1.1911	206.0	-0.3398
B 249.678	31.4802	ppb	0.3233	1.0	272.874
Ba 389.178	41.8035	ppb	0.3182	0.8	1020.55
Be 313.042	0.0564	ppb	0.0036	6.3	-113.118
Ca 370.602	67523	ppb	73.73	0.1	224373
Cd 226.502	0.0574	ppb	0.1302	226.6	14.1675
Co 228.615	1.0468	ppb	0.3446	32.9	27.8801
Cr 267.716	9.2898	ppb	0.1834	2.0	349.613
Cu 324.754	7.8133	ppb	0.0266	0.3	498.621
Fe 271.441	2732.74	ppb	4.8706	0.2	3926.10
K 766.491	3776.07	ppb	7.3369	0.2	263140
Mg 279.078	18069.3	ppb	14.4306	0.1	32666.2
Mn 257.610	109.330	ppb	0.0123	0.0	20574.6
Mo 202.032	19.1649	ppb	0.1236	0.6	128.581
Na 330.237	25196.1	ppb	100.004	0.4	1206.98
Ni 231.604	7.3745	ppb	0.5295	7.2	15.3506
Pb 220.353	1.4206	ppb	2.8592	201.3	2.6063
Sb 206.834	4.0973	ppb	3.0336	74.0	2.7123
Se 196.026	6.0136	ppb	5.6574	94.1	1.8399
Sn 189.925	-0.1032	ppb	0.4834	468.5	-0.3909
Sr 216.596	231.923	ppb	1.2304	0.5	2099.14
Ti 334.941	10.9692	ppb	0.0509	0.5	2868.36
Tl 190.794	4.2646	ppb	1.5352	36.0	1.3523
V 292.401	1.3797	ppb	0.0416	3.0	28.8219
Zn 206.200	37.4417	ppb	0.2989	0.8	55.6956

E03152013.vvq. All Data Report 3/16/2013, 9:03:24 AM

680-88026-c-1-b ms (Samp) 3/16/2013, 1:03:21 AM Rack 3, Tube 29

Weight: 1

Volume: 1

Dilution: 1

Label	Replicates Concentration		
Ag 328.068	54.3232	53.5568	54.2173
Al 308.215	5253.08	5262.43	5248.79
As 188.980	131.532	129.170	126.459
B 249.678	232.775	239.666	238.607
Ba 389.178	138.686	138.092	137.122
Be 313.042	49.4293	49.5220	49.3891
Ca 370.602	69128	69221	69137
Cd 226.502	50.3733	50.5549	50.4140
Co 228.615	49.4215	48.2511	49.2755
Cr 267.716	109.119	109.541	109.204
Cu 324.754	106.165	105.193	105.579
Fe 271.441	7305.78	7312.88	7306.82
K 766.491	8575.08	8593.73	8565.19
Mg 279.078	22154.4	22197.8	22143.4
Mn 257.610	620.978	621.870	620.289
Mo 202.032	117.583	118.375	117.737
Na 330.237	28696.0	28741.1	28715.2
Ni 231.604	105.914	106.351	102.971
Pb 220.353	50.5932	49.6587	50.7364
Sb 206.834	61.7755	56.8028	63.2227
Se 196.026	104.064	110.209	109.334
Sn 189.925	143.961	149.276	145.839
Sr 216.596	321.598	322.649	322.670
Ti 334.941	114.853	115.150	115.056
Tl 190.794	45.8123	50.0636	47.7665
V 292.401	101.099	101.300	101.433
Zn 206.200	131.989	130.817	130.876

Label	Sol'n Conc.	Units	SD	%RSD	Int. (c/s)
Ag 328.068	54.0324	ppb	0.4153	0.8	3053.18
Al 308.215	5254.77	ppb	6.9762	0.1	25785.8
As 188.980	129.054	ppb	2.5386	2.0	85.5412
B 249.678	237.016	ppb	3.7108	1.6	1838.99
Ba 389.178	137.967	ppb	0.7899	0.6	3308.98
Be 313.042	49.4468	ppb	0.0681	0.1	89216.0
Ca 370.602	69162	ppb	51.10	0.1	229463
Cd 226.502	50.4474	ppb	0.0953	0.2	1635.03
Co 228.615	48.9827	ppb	0.6378	1.3	580.961
Cr 267.716	109.288	ppb	0.2233	0.2	4140.45
Cu 324.754	105.646	ppb	0.4897	0.5	5183.39
Fe 271.441	7308.50	ppb	3.8362	0.1	10496.7
K 766.491	8578.00	ppb	14.4946	0.2	596942
Mg 279.078	22165.2	ppb	28.7631	0.1	40054.3
Mn 257.610	621.046	ppb	0.7927	0.1	116365
Mo 202.032	117.898	ppb	0.4200	0.4	752.972
Na 330.237	28717.5	ppb	22.6283	0.1	1371.87
Ni 231.604	105.078	ppb	1.8382	1.7	220.151
Pb 220.353	50.3294	ppb	0.5853	1.2	72.9829
Sb 206.834	60.6003	ppb	3.3674	5.6	51.5389
Se 196.026	107.869	ppb	3.3239	3.1	47.6607
Sn 189.925	146.359	ppb	2.6954	1.8	132.452
Sr 216.596	322.306	ppb	0.6134	0.2	2908.93
Ti 334.941	115.020	ppb	0.1519	0.1	30242.1
Tl 190.794	47.8808	ppb	2.1280	4.4	31.0306
V 292.401	101.277	ppb	0.1681	0.2	2682.62
Zn 206.200	131.228	ppb	0.6604	0.5	191.684

E03152013.wvq. All Data Report 3/16/2013, 9:03:24 AM

680-88026-c-1-c msd (Samp) 3/16/2013, 1:08:47 AM Rack 3, Tube 30**Weight: 1****Volume: 1****Dilution: 1**

Label	Replicates Concentration		
Ag 328.068	55.0596	55.4379	55.2029
Al 308.215	5536.53	5545.41	5530.20
As 188.980	78.0088	74.2508	73.7653
B 249.678	243.732	245.499	245.061
Ba 389.178	143.402	145.405	144.363
Be 313.042	51.9283	51.9657	51.8380
Ca 370.602	72468	72460	72460
Cd 226.502	52.7985	53.3786	52.9114
Co 228.615	51.0241	51.9362	51.4384
Cr 267.716	115.226	115.530	115.366
Cu 324.754	111.844	110.350	111.440
Fe 271.441	7613.51	7631.78	7612.00
K 766.491	8833.95	8842.05	8845.51
Mg 279.078	23225.5	23253.6	23217.3
Mn 257.610	652.758	653.494	652.329
Mo 202.032	121.558	120.833	121.595
Na 330.237	30076.1	30150.4	29849.9
Ni 231.604	110.361	111.698	109.346
Pb 220.353	56.4499	47.5059	54.3619
Sb 206.834	35.9022	37.0314	35.8226
Se 196.026	92.3599	98.2725	100.057
Sn 189.925	9.9522	10.7205	12.9462
Sr 216.596	337.528	338.687	337.688
Ti 334.941	105.099	105.274	105.351
Tl 190.794	45.6432	41.3936	44.4958
V 292.401	105.723	105.203	105.842
Zn 206.200	136.711	138.965	138.520

Label	Sol'n Conc.	Units	SD	%RSD	Int. (c/s)
Ag 328.068	55.2335	ppb	0.1910	0.3	3122.76
Al 308.215	5537.38	ppb	7.6395	0.1	27160.4
As 188.980	75.3416	ppb	2.3226	3.1	49.9541
B 249.678	244.764	ppb	0.9202	0.4	1897.93
Ba 389.178	144.390	ppb	1.0016	0.7	3463.91
Be 313.042	51.9107	ppb	0.0656	0.1	93673.4
Ca 370.602	72463	ppb	4.675	0.0	240414
Cd 226.502	53.0295	ppb	0.3076	0.6	1718.24
Co 228.615	51.4662	ppb	0.4567	0.9	609.386
Cr 267.716	115.374	ppb	0.1519	0.1	4371.19
Cu 324.754	111.211	ppb	0.7727	0.7	5449.85
Fe 271.441	7619.10	ppb	11.0077	0.1	10942.6
K 766.491	8840.50	ppb	5.9359	0.1	615189
Mg 279.078	23232.1	ppb	19.0409	0.1	41980.3
Mn 257.610	652.860	ppb	0.5893	0.1	122325
Mo 202.032	121.328	ppb	0.4297	0.4	774.656
Na 330.237	30025.5	ppb	156.554	0.5	1434.03
Ni 231.604	110.469	ppb	1.1798	1.1	231.450
Pb 220.353	52.7726	ppb	4.6790	8.9	76.5076
Sb 206.834	36.2521	ppb	0.6761	1.9	30.5685
Se 196.026	96.8966	ppb	4.0290	4.2	42.7484
Sn 189.925	11.2063	ppb	1.5550	13.9	9.8707
Sr 216.596	337.968	ppb	0.6284	0.2	3049.89
Ti 334.941	105.241	ppb	0.1293	0.1	27675.7
Tl 190.794	43.8442	ppb	2.1984	5.0	28.1801
V 292.401	105.589	ppb	0.3395	0.3	2797.02
Zn 206.200	138.065	ppb	1.1941	0.8	201.602

E03152013.vvq. All Data Report 3/16/2013, 9:03:24 AM

680-88064-a-1-a (Samp) **3/16/2013, 1:14:14 AM** **Rack 3, Tube 31**
Weight: 1 **Volume: 1** **Dilution: 1**

Label	Replicates Concentration		
Ag 328.068	1.7006	0.7161	-0.1183u
Al 308.215	-2.2323u	-1.4244u	0.0011
As 188.980	7.8102	7.6251	16.5030
B 249.678	28.3514	27.8859	29.0990
Ba 389.178	18.0755	17.4841	18.4228
Be 313.042	-0.0135u	-0.0112u	-0.0075u
Ca 370.602	46307	46366	46213
Cd 226.502	-0.1216u	-0.0816u	0.0156
Co 228.615	0.5141	-0.0531u	0.0952
Cr 267.716	0.4259	0.3240	0.3198
Cu 324.754	1.1712	0.2612	-0.0402u
Fe 271.441	398.503	399.784	394.239
K 766.491	831.818	833.230	832.013
Mg 279.078	12774.6	12792.0	12771.0
Mn 257.610	45.3208	45.2938	45.1550
Mo 202.032	0.2579	0.2886	0.5976
Na 330.237	13150.7	13284.9	13216.2
Ni 231.604	3.7069	1.1930	0.8832
Pb 220.353	2.1543	-1.3630u	1.1641
Sb 206.834	-3.4477u	-5.0768u	3.2548
Se 196.026	6.7521	9.2077	-3.9698u
Sn 189.925	0.4082	-2.3868u	-1.2002u
Sr 216.596	85.6266	85.4895	85.4674
Ti 334.941	-0.1219	-0.0294	-0.0136
Tl 190.794	7.7629	0.7350	-0.4090u
V 292.401	-0.1918u	-0.0827u	-0.1950u
Zn 206.200	2.5153	1.3966	3.0459

Label	Sol'n Conc.	Units	SD	%RSD	Int. (c/s)
Ag 328.068	0.7661	ppb	0.9105	118.8	-43.3388
Al 308.215	-1.2185	ppb	1.1308	92.8	216.410
As 188.980	10.6461	ppb	5.0731	47.7	6.9444
B 249.678	28.4454	ppb	0.6120	2.2	251.483
Ba 389.178	17.9942	ppb	0.4746	2.6	440.856
Be 313.042	-0.0107	ppb	0.0030	28.4	-237.042
Ca 370.602	46295	ppb	77.36	0.2	153978
Cd 226.502	-0.0625	ppb	0.0705	112.8	5.4339
Co 228.615	0.1854	ppb	0.2942	158.7	18.3250
Cr 267.716	0.3566	ppb	0.0601	16.9	10.2824
Cu 324.754	0.4641	ppb	0.6307	135.9	145.781
Fe 271.441	397.508	ppb	2.9029	0.7	576.504
K 766.491	832.354	ppb	0.7652	0.1	58510.3
Mg 279.078	12779.2	ppb	11.2541	0.1	23115.0
Mn 257.610	45.2565	ppb	0.0890	0.2	8553.62
Mo 202.032	0.3814	ppb	0.1879	49.3	9.8288
Na 330.237	13217.2	ppb	67.0816	0.5	638.042
Ni 231.604	1.9277	ppb	1.5486	80.3	3.8988
Pb 220.353	0.6518	ppb	1.8138	278.3	1.5200
Sb 206.834	-1.7566	ppb	4.4158	251.4	-2.2355
Se 196.026	3.9967	ppb	7.0076	175.3	0.9084
Sn 189.925	-1.0596	ppb	1.4028	132.4	-1.2724
Sr 216.596	85.5278	ppb	0.0862	0.1	781.350
Ti 334.941	-0.0550	ppb	0.0585	106.3	-51.9238
Tl 190.794	2.6963	ppb	4.4250	164.1	0.4158
V 292.401	-0.1565	ppb	0.0639	40.8	-8.3992
Zn 206.200	2.3193	ppb	0.8419	36.3	4.6887

E03152013.wvq. All Data Report 3/16/2013, 9:03:24 AM

680-88064-a-2-a (Samp) 3/16/2013, 1:19:40 AM Rack 3, Tube 32

Weight: 1 Volume: 1 Dilution: 1

Label	Replicates Concentration		
Ag 328.068	1.8051	-0.2298u	0.1596
Al 308.215	-2.8032u	-2.5325u	-3.2649u
As 188.980	18.7777	16.3355	21.8415
B 249.678	27.6879	26.3998	27.2403
Ba 389.178	8.2039	7.6267	7.2863
Be 313.042	-0.0140u	-0.0157u	-0.0195u
Ca 370.602	53143	53195	53284
Cd 226.502	0.1174	0.1581	-0.0454u
Co 228.615	0.3776	0.2050	0.0728
Cr 267.716	0.3064	0.1366	0.2513
Cu 324.754	-0.0095u	-0.1739u	0.1103
Fe 271.441	424.171	426.405	427.048
K 766.491	861.539	857.784	860.488
Mg 279.078	10774.9	10767.1	10791.9
Mn 257.610	61.4670	61.2221	61.4368
Mo 202.032	1.1424	1.2052	0.9577
Na 330.237	4768.18	4772.02	5062.35
Ni 231.604	2.2434	1.7167	0.9997
Pb 220.353	-2.0696u	-1.9260u	-2.1082u
Sb 206.834	-1.4178u	-1.5441u	0.2297
Se 196.026	-7.8676u	-5.1088u	2.3065
Sn 189.925	0.0475	-2.9248u	-3.0196u
Sr 216.596	69.3308	68.9146	67.8468
Ti 334.941	0.0067	-0.0002	-0.0513
Tl 190.794	4.6408	1.2298	6.0005
V 292.401	-0.2309u	-0.4150u	-0.3369u
Zn 206.200	4.1608	2.3471	3.6407

Label	Sol'n Conc.	Units	SD	%RSD	Int. (c/s)
Ag 328.068	0.5783	ppb	1.0801	186.8	-53.6592
Al 308.215	-2.8669	ppb	0.3703	12.9	208.502
As 188.980	18.9849	ppb	2.7589	14.5	12.5336
B 249.678	27.1093	ppb	0.6540	2.4	241.261
Ba 389.178	7.7056	ppb	0.4638	6.0	192.671
Be 313.042	-0.0164	ppb	0.0028	17.0	-244.190
Ca 370.602	53207	ppb	70.99	0.1	176962
Cd 226.502	0.0767	ppb	0.1077	140.5	9.9533
Co 228.615	0.2185	ppb	0.1528	70.0	18.6743
Cr 267.716	0.2314	ppb	0.0866	37.4	5.4846
Cu 324.754	-0.0243	ppb	0.1427	586.0	122.440
Fe 271.441	425.875	ppb	1.5101	0.4	617.168
K 766.491	859.937	ppb	1.9374	0.2	60427.7
Mg 279.078	10778.0	ppb	12.7118	0.1	19501.3
Mn 257.610	61.3753	ppb	0.1335	0.2	11560.7
Mo 202.032	1.1018	ppb	0.1287	11.7	14.3864
Na 330.237	4867.52	ppb	168.744	3.5	240.773
Ni 231.604	1.6533	ppb	0.6243	37.8	3.3242
Pb 220.353	-2.0346	ppb	0.0960	4.7	-2.3520
Sb 206.834	-0.9107	ppb	0.9897	108.7	-1.5184
Se 196.026	-3.5566	ppb	5.2617	147.9	-2.4754
Sn 189.925	-1.9656	ppb	1.7441	88.7	-2.0943
Sr 216.596	68.6974	ppb	0.7655	1.1	630.630
Ti 334.941	-0.0149	ppb	0.0317	212.0	-49.3020
Tl 190.794	3.9570	ppb	2.4578	62.1	1.2753
V 292.401	-0.3276	ppb	0.0924	28.2	-13.1157
Zn 206.200	3.3829	ppb	0.9339	27.6	267.2345

E03152013.vvq. All Data Report 3/16/2013, 9:03:24 AM

680-88064-a-3-a (Samp) 3/16/2013, 1:25:07 AM Rack 3, Tube 33

Weight: 1

Volume: 1

Dilution: 1

Label	Replicates Concentration		
Ag 328.068	0.8390	0.4368	0.3882
Al 308.215	-5.7568u	-4.0502u	-1.7436u
As 188.980	18.6945	20.2814	23.0620
B 249.678	39.6389	39.6626	39.7288
Ba 389.178	27.5467	27.7573	27.3436
Be 313.042	-0.0064	-0.0193u	-0.0154u
Ca 370.602	57057	57163	57162
Cd 226.502	-0.1303u	-0.1516u	0.0885
Co 228.615	0.0997	0.1472	0.2118
Cr 267.716	0.2483	0.0581	0.1980
Cu 324.754	-0.2339u	0.2167	-0.5258u
Fe 271.441	1091.09	1098.35	1087.14
K 766.491	906.568	905.884	904.850
Mg 279.078	12667.7	12674.7	12673.2
Mn 257.610	93.7775	93.8499	93.7795
Mo 202.032	1.2387	1.1518	0.4762
Na 330.237	5851.89	6022.77	6130.39
Ni 231.604	1.4047	1.4552	1.8965
Pb 220.353	1.0553	-2.2255u	3.3598
Sb 206.834	-3.0528u	2.3155	-3.4748u
Se 196.026	4.5917	7.4016	-4.3775u
Sn 189.925	0.0460	-1.4475u	-1.7044u
Sr 216.596	99.3965	98.9196	98.4197
Ti 334.941	-0.0137	-0.0066	-0.1087
Tl 190.794	0.8983	0.4940	1.8672
V 292.401	-0.7362u	-0.7131u	-0.3356u
Zn 206.200	6.4644	5.3227	2.8300

Label	Sol'n Conc.	Units	SD	%RSD	Int. (c/s)
Ag 328.068	0.5547	ppb	0.2475	44.6	-55.9401
Al 308.215	-3.8502	ppb	2.0141	52.3	203.696
As 188.980	20.6793	ppb	2.2108	10.7	13.6839
B 249.678	39.6768	ppb	0.0466	0.1	336.722
Ba 389.178	27.5492	ppb	0.2068	0.8	667.130
Be 313.042	-0.0137	ppb	0.0066	48.1	-238.207
Ca 370.602	57127	ppb	61.20	0.1	189941
Cd 226.502	-0.0644	ppb	0.1329	206.2	6.8649
Co 228.615	0.1529	ppb	0.0563	36.8	17.9028
Cr 267.716	0.1681	ppb	0.0986	58.6	3.3415
Cu 324.754	-0.1810	ppb	0.3740	206.6	115.131
Fe 271.441	1092.19	ppb	5.6861	0.5	1572.93
K 766.491	905.767	ppb	0.8649	0.1	63613.5
Mg 279.078	12671.9	ppb	3.6415	0.0	22920.6
Mn 257.610	93.8023	ppb	0.0412	0.0	17639.5
Mo 202.032	0.9556	ppb	0.4174	43.7	13.4321
Na 330.237	6001.68	ppb	140.443	2.3	294.541
Ni 231.604	1.5855	ppb	0.2705	17.1	3.1933
Pb 220.353	0.7299	ppb	2.8068	384.6	1.6409
Sb 206.834	-1.4040	ppb	3.2281	229.9	-1.9274
Se 196.026	2.5386	ppb	6.1521	242.3	0.2691
Sn 189.925	-1.0353	ppb	0.9452	91.3	-1.2484
Sr 216.596	98.9119	ppb	0.4885	0.5	902.770
Ti 334.941	-0.0430	ppb	0.0570	132.7	-48.6599
Tl 190.794	1.0865	ppb	0.7057	65.0	-0.7791
V 292.401	-0.5950	ppb	0.2249	37.8	-20.2174
Zn 206.200	4.8724	ppb	1.8586	38.1	8.3987

E03152013.vvq. All Data Report 3/16/2013, 9:03:24 AM

680-88064-a-4-a (Samp) 3/16/2013, 1:30:34 AM Rack 3, Tube 34

Weight: 1

Volume: 1

Dilution: 1

Label	Replicates Concentration		
Ag 328.068	0.1288	0.4949	-0.5086u
Al 308.215	-0.5664u	-4.9578u	-3.6230u
As 188.980	13.1695	17.4284	10.9682
B 249.678	40.2292	41.4731	41.7480
Ba 389.178	19.0358	18.3552	18.4873
Be 313.042	0.0117	0.0025	-0.0003
Ca 370.602	53565	53617	53601
Cd 226.502	-0.0095	0.1115	0.0377
Co 228.615	-0.4179u	0.1606	-0.0544u
Cr 267.716	0.3871	0.2839	0.0702
Cu 324.754	1.4178	0.6163	0.9692
Fe 271.441	1668.68	1660.07	1672.68
K 766.491	922.441	921.401	924.789
Mg 279.078	13027.0	13025.2	13026.8
Mn 257.610	173.127	173.005	173.370
Mo 202.032	1.0704	0.5701	1.2827
Na 330.237	5557.05	6058.95	6100.38
Ni 231.604	4.1310	4.8874	3.5251
Pb 220.353	-0.2333u	1.1966	-1.3696u
Sb 206.834	-0.0016	-0.6665u	4.7438
Se 196.026	1.0474	3.0766	9.8282
Sn 189.925	-2.8901u	-0.6586u	1.2079
Sr 216.596	84.8056	84.8827	85.1500
Ti 334.941	-0.0599	-0.0056	-0.0996
Tl 190.794	6.1224	3.3496	2.4259
V 292.401	-0.4114u	0.0468	-0.2169u
Zn 206.200	2.2362	0.7989	2.8622

Label	Sol'n Conc.	Units	SD	%RSD	Int. (c/s)
Ag 328.068	0.0384	ppb	0.5079	1324.0	-85.2963
Al 308.215	-3.0491	ppb	2.2512	73.8	207.613
As 188.980	13.8554	ppb	3.2843	23.7	9.1227
B 249.678	41.1501	ppb	0.8093	2.0	347.534
Ba 389.178	18.6261	ppb	0.3609	1.9	458.270
Be 313.042	0.0046	ppb	0.0063	135.5	-206.299
Ca 370.602	53594	ppb	26.55	0.0	178145
Cd 226.502	0.0466	ppb	0.0610	130.9	11.6225
Co 228.615	-0.1039	ppb	0.2924	281.4	14.9085
Cr 267.716	0.2471	ppb	0.1617	65.4	6.7077
Cu 324.754	1.0011	ppb	0.4017	40.1	171.867
Fe 271.441	1667.15	ppb	6.4436	0.4	2397.60
K 766.491	922.877	ppb	1.7357	0.2	64802.9
Mg 279.078	13026.3	ppb	1.0086	0.0	23559.7
Mn 257.610	173.167	ppb	0.1856	0.1	32494.6
Mo 202.032	0.9744	ppb	0.3659	37.5	13.5254
Na 330.237	5905.46	ppb	302.444	5.1	289.817
Ni 231.604	4.1812	ppb	0.6825	16.3	8.6416
Pb 220.353	-0.1354	ppb	1.2859	949.6	0.4078
Sb 206.834	1.3585	ppb	2.9505	217.2	0.4624
Se 196.026	4.6507	ppb	4.5972	98.8	1.2373
Sn 189.925	-0.7803	ppb	2.0517	262.9	-1.0186
Sr 216.596	84.9461	ppb	0.1807	0.2	777.110
Ti 334.941	-0.0550	ppb	0.0472	85.8	-50.2478
Tl 190.794	3.9660	ppb	1.9238	48.5	1.1224
V 292.401	-0.1938	ppb	0.2300	118.7	-9.5125
Zn 206.200	1.9658	ppb	1.0579	53.8	41754

E03152013.vvq. All Data Report 3/16/2013, 9:03:24 AM

680-88064-a-5-a (Samp) 3/16/2013, 1:36:00 AM Rack 3, Tube 35

Weight: 1

Volume: 1

Dilution: 1

Label	Replicates Concentration		
Ag 328.068	0.6227	-0.2489u	0.8166
Al 308.215	-2.5204u	1.4818	-3.8475u
As 188.980	4.8553	0.2954	3.5355
B 249.678	33.7829	32.6829	32.2326
Ba 389.178	15.3812	14.7517	14.7520
Be 313.042	-0.0089u	-0.0206u	-0.0176u
Ca 370.602	42320	42404	42507
Cd 226.502	0.0166	0.0529	0.0678
Co 228.615	-0.3045u	0.7473	0.1520
Cr 267.716	0.3162	0.4284	0.2643
Cu 324.754	0.0085	-0.4840u	0.3651
Fe 271.441	144.062	150.886	150.612
K 766.491	887.934	889.241	888.502
Mg 279.078	13836.2	13834.3	13840.2
Mn 257.610	45.7260	45.7405	45.7694
Mo 202.032	0.9262	0.7502	0.6812
Na 330.237	6035.97	6075.44	6377.40
Ni 231.604	3.4646	3.4931	4.4603
Pb 220.353	1.0940	-0.9559u	-1.3941u
Sb 206.834	-1.1015u	2.6723	7.9888
Se 196.026	12.3900	17.9576	3.1073
Sn 189.925	-2.2555u	-0.1925u	-2.1637u
Sr 216.596	57.6832	58.3206	57.9786
Ti 334.941	-0.1509	-0.0900	-0.0974
Tl 190.794	1.5810	-1.8806u	-2.5583u
V 292.401	-0.5445u	-0.2807u	0.3583
Zn 206.200	3.3029	3.2581	2.2682

Label	Sol'n Conc.	Units	SD	%RSD	Int. (c/s)
Ag 328.068	0.3968	ppb	0.5675	143.0	-63.9580
Al 308.215	-1.6287	ppb	2.7743	170.3	214.490
As 188.980	2.8954	ppb	2.3464	81.0	1.7748
B 249.678	32.8995	ppb	0.7975	2.4	285.693
Ba 389.178	14.9616	ppb	0.3634	2.4	371.737
Be 313.042	-0.0157	ppb	0.0061	38.6	-246.628
Ca 370.602	42410	ppb	93.88	0.2	141080
Cd 226.502	0.0458	ppb	0.0263	57.6	8.4092
Co 228.615	0.1983	ppb	0.5274	266.0	18.4580
Cr 267.716	0.3363	ppb	0.0839	24.9	9.3695
Cu 324.754	-0.0368	ppb	0.4264	1159.2	121.757
Fe 271.441	148.520	ppb	3.8634	2.6	219.437
K 766.491	888.559	ppb	0.6556	0.1	62417.3
Mg 279.078	13836.9	ppb	3.0325	0.0	25024.7
Mn 257.610	45.7453	ppb	0.0221	0.0	8649.53
Mo 202.032	0.7859	ppb	0.1263	16.1	12.3994
Na 330.237	6162.94	ppb	186.777	3.0	302.489
Ni 231.604	3.8060	ppb	0.5668	14.9	7.8302
Pb 220.353	-0.4187	ppb	1.3282	317.2	-0.0245
Sb 206.834	3.1865	ppb	4.5669	143.3	2.0107
Se 196.026	11.1517	ppb	7.5022	67.3	4.1161
Sn 189.925	-1.5372	ppb	1.1655	75.8	-1.7100
Sr 216.596	57.9942	ppb	0.3190	0.6	533.413
Ti 334.941	-0.1128	ppb	0.0332	29.5	-62.1318
Tl 190.794	-0.9526	ppb	2.2202	233.1	-2.1141
V 292.401	-0.1556	ppb	0.4642	298.3	-8.4345
Zn 206.200	2.9431	ppb	0.5849	19.9	5.5954

E03152013.vvq. All Data Report 3/16/2013, 9:03:24 AM

680-88064-a-6-a (Samp) 3/16/2013, 1:41:27 AM Rack 3, Tube 36
 Weight: 1 Volume: 1 Dilution: 1

Label	Replicates Concentration		
Ag 328.068	0.1470	0.1817	0.5613
Al 308.215	-0.4401u	0.6879	-0.3545u
As 188.980	-3.7699u	0.9012	-5.4807u
B 249.678	26.6913	27.3931	27.0845
Ba 389.178	13.5852	12.8188	12.5404
Be 313.042	0.0054	0.0161	0.0100
Ca 370.602	41953	42036	41973
Cd 226.502	0.1880	0.2013	0.0359
Co 228.615	-0.1649u	-0.4140u	0.0570
Cr 267.716	0.3635	0.1573	0.2842
Cu 324.754	1.2292	1.7107	1.8876
Fe 271.441	5.4070	0.8949	1.0405
K 766.491	599.197	597.840	596.527
Mg 279.078	13289.5	13290.4	13251.8
Mn 257.610	11.0286	11.0133	10.9953
Mo 202.032	0.8773	0.6451	0.0692
Na 330.237	5829.32	5458.06	5560.97
Ni 231.604	-0.0466u	1.8622	0.6465
Pb 220.353	0.3114	-1.2714u	2.1413
Sb 206.834	0.7854	4.1218	2.0253
Se 196.026	7.7386	6.7275	4.3807
Sn 189.925	-1.8338u	0.8415	3.1890
Sr 216.596	48.8088	49.0551	49.5888
Ti 334.941	-0.0616	-0.0503	-0.0690
Tl 190.794	4.3395	2.4207	-1.3078u
V 292.401	-0.2966u	0.3515	0.3993
Zn 206.200	3.9848	6.1877	5.4749

Label	Sol'n Conc.	Units	SD	%RSD	Int. (c/s)
Ag 328.068	0.2967	ppb	0.2298	77.5	-69.6027
Al 308.215	-0.0356	ppb	0.6280	1765.4	222.193
As 188.980	-2.7831	ppb	3.3034	118.7	-1.9926
B 249.678	27.0563	ppb	0.3518	1.3	241.179
Ba 389.178	12.9814	ppb	0.5411	4.2	323.277
Be 313.042	0.0105	ppb	0.0054	51.2	-199.222
Ca 370.602	41987	ppb	43.52	0.1	139686
Cd 226.502	0.1417	ppb	0.0919	64.9	11.1727
Co 228.615	-0.1740	ppb	0.2356	135.4	14.1768
Cr 267.716	0.2683	ppb	0.1040	38.8	6.6376
Cu 324.754	1.6092	ppb	0.3407	21.2	200.472
Fe 271.441	2.4474	ppb	2.5640	104.8	9.8755
K 766.491	597.855	ppb	1.3346	0.2	42209.3
Mg 279.078	13277.2	ppb	22.0373	0.2	24014.6
Mn 257.610	11.0124	ppb	0.0167	0.2	2146.71
Mo 202.032	0.5306	ppb	0.4161	78.4	10.7898
Na 330.237	5616.12	ppb	191.679	3.4	276.508
Ni 231.604	0.8207	ppb	0.9662	117.7	1.5726
Pb 220.353	0.3938	ppb	1.7078	433.7	1.1410
Sb 206.834	2.3108	ppb	1.6864	73.0	1.2576
Se 196.026	6.2823	ppb	1.7227	27.4	1.9237
Sn 189.925	0.7322	ppb	2.5131	343.2	0.3479
Sr 216.596	49.1509	ppb	0.3987	0.8	453.890
Ti 334.941	-0.0603	ppb	0.0094	15.6	-50.6983
Tl 190.794	1.8174	ppb	2.8715	158.0	-0.1462
V 292.401	0.1514	ppb	0.3887	256.7	-0.1417
Zn 206.200	5.2158	ppb	1.1241	21.6	8.8975

E03152013.vvq. All Data Report 3/16/2013, 9:03:24 AM

Cont Calib Verif (CCV) 3/16/2013, 1:46:54 AM Rack 3, Tube 37
 Weight: 1 Volume: 1 Dilution: 1

Label	Replicates Concentration		
Ag 328.068	498.390	500.371	502.892
Al 308.215	5026.84	5000.23	5033.43
As 188.980	464.931	468.113	466.074
B 249.678	2559.94	2560.77	2594.50
Ba 389.178	4891.80	4863.38	4902.38
Be 313.042	486.795	484.743	488.159
Ca 370.602	4902	4873	4916
Cd 226.502	492.084	488.121	492.583
Co 228.615	487.216	481.676	487.022
Cr 267.716	4977.69	4960.84	5003.34
Cu 324.754	4836.52	4820.04	4916.68
Fe 271.441	5009.74	4962.93	4994.38
K 766.491	9306.88	9239.84	9300.64
Mg 279.078	4890.48	4869.21	4897.76
Mn 257.610	5010.20	4976.21	5015.88
Mo 202.032	495.025	492.327	496.356
Na 330.237	6956.78	7117.01	7096.10
Ni 231.604	2482.95	2482.36	2501.06
Pb 220.353	500.454	494.166	494.085
Sb 206.834	963.018	952.796	960.904
Se 196.026	4786.93	4720.68	4776.27
Sn 189.925	4848.76	4794.34	4876.17
Sr 216.596	2509.92	2496.07	2515.67
Ti 334.941	489.702	488.351	492.261
Tl 190.794	5003.83	4981.01	5028.94
V 292.401	4891.37	4862.33	4897.48
Zn 206.200	2396.60	2378.65	2403.51

Label	Sol'n Conc.	Units	SD	%RSD	Int. (c/s)	QC Value
Ag 328.068	500.551	ppb	2.2568	0.5	29021.8	100.11018
Al 308.215	5020.17	ppb	17.5744	0.4	24614.9	100.40334
As 188.980	466.373	ppb	1.6119	0.3	308.534	93.27455
B 249.678	2571.73	ppb	19.7162	0.8	19670.7	102.86935
Ba 389.178	4885.85	ppb	20.1704	0.4	115353	97.71702
Be 313.042	486.566	ppb	1.7197	0.4	879723	97.31313
Ca 370.602	4897	ppb	22.06	0.5	16200	97.93973
Cd 226.502	490.930	ppb	2.4448	0.5	15714.1	98.18592
Co 228.615	485.305	ppb	3.1443	0.6	5629.89	97.06093
Cr 267.716	4980.62	ppb	21.4012	0.4	188700	99.61245
Cu 324.754	4857.75	ppb	51.7003	1.1	232561	97.15497
Fe 271.441	4989.02	ppb	23.8586	0.5	7265.66	99.78036
K 766.491	9282.46	ppb	37.0351	0.4	645911	92.82457
Mg 279.078	4885.82	ppb	14.8307	0.3	8793.78	97.71634
Mn 257.610	5000.77	ppb	21.4537	0.4	935888	100.01530
Mo 202.032	494.569	ppb	2.0530	0.4	3128.69	98.91386
Na 330.237	7056.63	ppb	87.0978	1.2	323.673	94.08839
Ni 231.604	2488.79	ppb	10.6320	0.4	5214.77	99.55168
Pb 220.353	496.235	ppb	3.6539	0.7	716.112	99.24694
Sb 206.834	958.906	ppb	5.3957	0.6	865.604	38.35624Q
Se 196.026	4761.29	ppb	35.5746	0.7	2135.64	95.22588
Sn 189.925	4839.76	ppb	41.6491	0.9	4389.32	96.79517
Sr 216.596	2507.22	ppb	10.0766	0.4	22496.7	100.28889
Ti 334.941	490.104	ppb	1.9858	0.4	128783	98.02089
Tl 190.794	5004.59	ppb	23.9711	0.5	3476.77	100.09186
V 292.401	4883.73	ppb	18.7820	0.4	130478	97.67450
Zn 206.200	2392.92	ppb	12.8311	0.5	2464.17	95.71674

E03152013.vvq. All Data Report 3/16/2013, 9:03:24 AM

Cont Calib Blank (CCB) 3/16/2013, 1:52:21 AM Rack 3, Tube 38
 Weight: 1 Volume: 1 Dilution: 1

Label	Replicates Concentration		
Ag 328.068	0.6229	0.5078	0.3727
Al 308.215	-5.2562u	-4.9235u	-2.8801u
As 188.980	2.1944	0.9692	-3.1492u
B 249.678	25.3704	22.4090	19.3663
Ba 389.178	0.1612	0.4843	0.8500
Be 313.042	0.0655	0.0536	0.0589
Ca 370.602	-18.94u	-20.59u	-16.51u
Cd 226.502	-0.0025u	-0.0290u	-0.1428u
Co 228.615	-0.3127u	0.1140	0.6132
Cr 267.716	0.7635	0.6413	0.6234
Cu 324.754	0.3026	0.7191	0.5196
Fe 271.441	-1.6139u	0.4312	1.9501
K 766.491	-5.8469u	-6.0013u	-5.8983u
Mg 279.078	-10.0350u	-11.9191u	-11.1437u
Mn 257.610	0.6853	0.6714	0.6194
Mo 202.032	0.2028	1.2419	0.5750
Na 330.237	-46.3842u	-33.1258u	-259.061u
Ni 231.604	1.5678	0.6400	0.2493
Pb 220.353	-2.1916u	-3.0235u	2.1385
Sb 206.834	6.1837	1.1532	-0.2789u
Se 196.026	0.8374	6.0992	5.4309
Sn 189.925	0.8130	1.4429	-0.6500u
Sr 216.596	0.0326	-0.8859u	-0.8281u
Ti 334.941	0.1769	0.1437	0.1085
Tl 190.794	1.6573	-2.8565u	-1.0403u
V 292.401	0.9489	0.8600	0.5754
Zn 206.200	-0.9103u	1.7243	1.6780

Label	Sol'n Conc.	Units	SD	%RSD	Int. (c/s)	QC Value
Ag 328.068	0.5011	ppb	0.1252	25.0	-55.8360	0.50112
Al 308.215	-4.3533	ppb	1.2866	29.6	201.215	-4.35329
As 188.980	0.0048	ppb	2.7993	58267.1	-0.5159	0.00480
B 249.678	22.3819	ppb	3.0021	13.4	205.484	22.38190
Ba 389.178	0.4985	ppb	0.3446	69.1	-6.8962	0.49849
Be 313.042	0.0593	ppb	0.0060	10.0	-123.459	0.05935
Ca 370.602	-18.68	ppb	2.054	11.0	-0.7968	-18.68196
Cd 226.502	-0.0581	ppb	0.0746	128.3	4.6558	-0.05811
Co 228.615	0.1381	ppb	0.4634	335.4	17.7726	0.13815
Cr 267.716	0.6761	ppb	0.0763	11.3	21.9682	0.67607
Cu 324.754	0.5138	ppb	0.2083	40.5	148.049	0.51376
Fe 271.441	0.2558	ppb	1.7885	699.1	6.7117	0.25583
K 766.491	-5.9155	ppb	0.0786	1.3	238.788	-5.91547
Mg 279.078	-11.0326	ppb	0.9469	8.6	21.2688	-11.03262
Mn 257.610	0.6587	ppb	0.0347	5.3	145.924	0.65869
Mo 202.032	0.6732	ppb	0.5265	78.2	11.6916	0.67320
Na 330.237	-112.857	ppb	126.790	112.3	3.9564	-112.85710
Ni 231.604	0.8190	ppb	0.6773	82.7	1.5690	0.81901
Pb 220.353	-1.0255	ppb	2.7715	270.3	-0.9079	-1.02553
Sb 206.834	2.3527	ppb	3.3942	144.3	1.2953	2.35267
Se 196.026	4.1225	ppb	2.8645	69.5	0.9526	4.12252
Sn 189.925	0.5353	ppb	1.0737	200.6	0.1484	0.53530
Sr 216.596	-0.5604	ppb	0.5144	91.8	3.5701	-0.56043
Ti 334.941	0.1430	ppb	0.0342	23.9	-53.2977	0.14303
Tl 190.794	-0.7465	ppb	2.2712	304.2	-1.9188	-0.74651
V 292.401	0.7948	ppb	0.1951	24.5	16.9119	0.79477
Zn 206.200	0.8307	ppb	1.5079	181.5	2.5249	0.83069

E03152013.wvq. All Data Report 3/16/2013, 9:03:24 AM

680-88081-c-2-a (Samp) 3/16/2013, 1:57:48 AM Rack 3, Tube 39

Weight: 1

Volume: 1

Dilution: 1

Label	Replicates Concentration		
Ag 328.068	-0.2007u	1.1404	0.5071
Al 308.215	857.989	865.484	861.377
As 188.980	6.7815	2.2941	2.8260
B 249.678	39.4737	40.0654	38.6666
Ba 389.178	33.0483	31.3911	31.9523
Be 313.042	0.0203	0.0263	0.0209
Ca 370.602	48035	48229	48136
Cd 226.502	0.0651	-0.0259	-0.0247
Co 228.615	0.1694	0.7361	0.0547
Cr 267.716	11.2752	11.4851	11.2932
Cu 324.754	1.2321	1.9566	1.2221
Fe 271.441	743.921	755.189	755.815
K 766.491	3911.87	3909.21	3896.46
Mg 279.078	8407.11	8440.50	8410.78
Mn 257.610	29.6555	29.7848	29.6325
Mo 202.032	2.4309	2.8302	2.4475
Na 330.237	9741.72	10017.5	9674.11
Ni 231.604	7.0668	8.2047	5.4690
Pb 220.353	0.9921	4.1965	1.3177
Sb 206.834	6.0663	-4.2890u	1.2988
Se 196.026	4.9361	-0.9243u	8.0709
Sn 189.925	0.2355	-3.0874u	-1.1585u
Sr 216.596	368.485	370.020	369.226
Ti 334.941	21.8549	22.0068	22.0052
Tl 190.794	2.6955	-0.5335u	1.4007
V 292.401	11.3925	11.6888	11.6877
Zn 206.200	4.0356	2.3267	3.4662

Label	Sol'n Conc.	Units	SD	%RSD	Int. (c/s)
Ag 328.068	0.4823	ppb	0.6709	139.1	-69.3168
Al 308.215	861.617	ppb	3.7532	0.4	4412.16
As 188.980	3.9672	ppb	2.4517	61.8	2.5281
B 249.678	39.4019	ppb	0.7022	1.8	334.892
Ba 389.178	32.1306	ppb	0.8428	2.6	763.464
Be 313.042	0.0225	ppb	0.0033	14.8	-176.648
Ca 370.602	48133	ppb	97.15	0.2	160064
Cd 226.502	0.0048	ppb	0.0522	1075.8	8.2925
Co 228.615	0.3201	ppb	0.3648	114.0	20.3727
Cr 267.716	11.3512	ppb	0.1163	1.0	426.804
Cu 324.754	1.4702	ppb	0.4212	28.6	193.986
Fe 271.441	751.641	ppb	6.6938	0.9	1084.61
K 766.491	3905.85	ppb	8.2344	0.2	272161
Mg 279.078	8419.46	ppb	18.3143	0.2	15243.0
Mn 257.610	29.6910	ppb	0.0821	0.3	5620.91
Mo 202.032	2.5695	ppb	0.2259	8.8	23.6400
Na 330.237	9811.10	ppb	181.897	1.9	475.735
Ni 231.604	6.9135	ppb	1.3743	19.9	14.3517
Pb 220.353	2.1688	ppb	1.7636	81.3	3.6779
Sb 206.834	1.0254	ppb	5.1831	505.5	0.2317
Se 196.026	4.0276	ppb	4.5659	113.4	0.9206
Sn 189.925	-1.3368	ppb	1.6686	124.8	-1.5243
Sr 216.596	369.244	ppb	0.7679	0.2	3331.65
Ti 334.941	21.9556	ppb	0.0872	0.4	5716.66
Tl 190.794	1.1876	ppb	1.6250	136.8	-0.6268
V 292.401	11.5897	ppb	0.1708	1.5	305.507
Zn 206.200	3.2762	ppb	0.8792	26.8	6.0481

E03152013.vvq. All Data Report 3/16/2013, 9:03:24 AM

680-88110-b-1-a (Samp) 3/16/2013, 2:03:15 AM Rack 3, Tube 40

Weight: 1

Volume: 1

Dilution: 1

Label	Replicates Concentration		
Ag 328.068	0.2358	0.6479	0.7079
Al 308.215	204.965	205.860	204.627
As 188.980	1.3955	-7.5443u	1.9854
B 249.678	50.9074	50.5596	50.0352
Ba 389.178	8.7018	7.7672	8.3133
Be 313.042	0.0741	0.0725	0.0694
Ca 370.602	30245	30308	30328
Cd 226.502	0.1757	0.3255	0.2206
Co 228.615	1.3239	1.0403	1.2201
Cr 267.716	0.8427	0.8493	1.1719
Cu 324.754	5.4035	6.0673	5.2752
Fe 271.441	182.574	179.978	185.389
K 766.491	2236.25	2232.25	2229.26
Mg 279.078	8576.67	8581.86	8581.19
Mn 257.610	67.7396	67.7643	67.7062
Mo 202.032	0.6733	0.8780	0.5077
Na 330.237	31029.8	30616.5	30721.1
Ni 231.604	5.2966	3.8785	4.3599
Pb 220.353	2.8123	2.2036	3.5432
Sb 206.834	4.0891	0.6444	-1.6174u
Se 196.026	4.0414	1.2806	7.0696
Sn 189.925	2.4438	-0.8675u	-1.2981u
Sr 216.596	177.374	177.927	177.719
Ti 334.941	3.1566	3.1498	3.1448
Tl 190.794	5.5835	-0.2414u	5.7959
V 292.401	0.3159	0.5246	0.6814
Zn 206.200	13.9261	11.8183	12.3587

Label	Sol'n Conc.	Units	SD	%RSD	Int. (c/s)
Ag 328.068	0.5305	ppb	0.2570	48.4	-60.0052
Al 308.215	205.151	ppb	0.6372	0.3	1219.96
As 188.980	-1.3878	ppb	5.3398	384.8	-1.1730
B 249.678	50.5008	ppb	0.4391	0.9	420.084
Ba 389.178	8.2608	ppb	0.4695	5.7	199.554
Be 313.042	0.0720	ppb	0.0024	3.3	-94.5434
Ca 370.602	30294	ppb	43.19	0.1	100786
Cd 226.502	0.2406	ppb	0.0769	31.9	14.5455
Co 228.615	1.1948	ppb	0.1434	12.0	30.0510
Cr 267.716	0.9546	ppb	0.1882	19.7	33.2235
Cu 324.754	5.5820	ppb	0.4252	7.6	390.649
Fe 271.441	182.647	ppb	2.7064	1.5	268.505
K 766.491	2232.59	ppb	3.5040	0.2	155846
Mg 279.078	8579.91	ppb	2.8221	0.0	15532.3
Mn 257.610	67.7367	ppb	0.0292	0.0	12739.9
Mo 202.032	0.6863	ppb	0.1855	27.0	11.7670
Na 330.237	30789.1	ppb	214.908	0.7	1474.03
Ni 231.604	4.5117	ppb	0.7211	16.0	9.3095
Pb 220.353	2.8530	ppb	0.6707	23.5	4.6929
Sb 206.834	1.0387	ppb	2.8736	276.7	0.1692
Se 196.026	4.1305	ppb	2.8955	70.1	0.9723
Sn 189.925	0.0927	ppb	2.0474	2207.8	-0.2276
Sr 216.596	177.673	ppb	0.2795	0.2	1608.14
Ti 334.941	3.1504	ppb	0.0060	0.2	771.664
Tl 190.794	3.7126	ppb	3.4260	92.3	1.1084
V 292.401	0.5073	ppb	0.1833	36.1	9.1039
Zn 206.200	12.7010	ppb	1.0948	8.6	19.7714

E03152013.vvq. All Data Report 3/16/2013, 9:03:24 AM

680-88110-b-2-a (Samp) 3/16/2013, 2:08:42 AM Rack 3, Tube 41

Weight: 1

Volume: 1

Dilution: 1

Label	Replicates Concentration		
Ag 328.068	0.5819	0.4728	0.6316
Al 308.215	342.239	343.820	344.605
As 188.980	-5.0580u	0.8774	1.5829
B 249.678	30.9680	30.1134	31.4109
Ba 389.178	14.3251	15.4184	15.1923
Be 313.042	0.1457	0.1382	0.1512
Ca 370.602	18104	18172	18133
Cd 226.502	0.0453	0.2033	-0.0171u
Co 228.615	7.7099	7.1354	7.4427
Cr 267.716	3.5246	3.1660	3.5771
Cu 324.754	4.0995	4.8725	4.5376
Fe 271.441	140.739	146.428	143.145
K 766.491	2930.26	2913.19	2910.09
Mg 279.078	4812.01	4816.31	4817.36
Mn 257.610	12.5064	12.4395	12.4970
Mo 202.032	1.0771	-0.4261u	0.8149
Na 330.237	30407.4	30246.7	30305.6
Ni 231.604	3.0794	1.3321	2.3963
Pb 220.353	-0.3349u	3.3682	-1.0122u
Sb 206.834	-0.3424u	-3.3257u	6.0921
Se 196.026	7.1980	-0.0493u	7.2041
Sn 189.925	-1.4242u	3.1418	-0.7506u
Sr 216.596	98.2155	98.3199	99.0458
Ti 334.941	3.1713	3.1563	3.2010
Tl 190.794	0.3354	-1.3611u	-3.4164u
V 292.401	2.3678	2.9835	2.2183
Zn 206.200	7.9803	8.8637	7.5592

Label	Sol'n Conc.	Units	SD	%RSD	Int. (c/s)
Ag 328.068	0.5621	ppb	0.0813	14.5	-55.6314
Al 308.215	343.555	ppb	1.2051	0.4	1892.90
As 188.980	-0.8659	ppb	3.6476	421.2	-0.9341
B 249.678	30.8308	ppb	0.6595	2.1	269.896
Ba 389.178	14.9786	ppb	0.5771	3.9	348.033
Be 313.042	0.1450	ppb	0.0065	4.5	33.8118
Ca 370.602	18136	ppb	34.02	0.2	60359
Cd 226.502	0.0772	ppb	0.1136	147.2	9.2041
Co 228.615	7.4293	ppb	0.2875	3.9	102.082
Cr 267.716	3.4225	ppb	0.2238	6.5	126.522
Cu 324.754	4.5032	ppb	0.3876	8.6	338.983
Fe 271.441	143.437	ppb	2.8559	2.0	213.105
K 766.491	2917.85	ppb	10.8591	0.4	203481
Mg 279.078	4815.23	ppb	2.8333	0.1	8735.42
Mn 257.610	12.4810	ppb	0.0362	0.3	2381.50
Mo 202.032	0.4886	ppb	0.8030	164.3	10.5141
Na 330.237	30319.9	ppb	81.3016	0.3	1451.74
Ni 231.604	2.2692	ppb	0.8805	38.8	4.6103
Pb 220.353	0.6737	ppb	2.3580	350.0	1.5360
Sb 206.834	0.8080	ppb	4.8131	595.7	-0.0072
Se 196.026	4.7843	ppb	4.1860	87.5	1.2529
Sn 189.925	0.3223	ppb	2.4648	764.6	-0.0250
Sr 216.596	98.5271	ppb	0.4523	0.5	895.758
Ti 334.941	3.1762	ppb	0.0227	0.7	762.481
Tl 190.794	-1.4807	ppb	1.8788	126.9	-2.4436
V 292.401	2.5232	ppb	0.4056	16.1	63.0031
Zn 206.200	8.1344	ppb	0.6658	8.2	1371.296

680-88110-b-3-a (Samp) 3/16/2013, 2:14:09 AM Rack 3, Tube 42

Weight: 1 Volume: 1 Dilution: 1

Label	Replicates Concentration		
Ag 328.068	1.4207	-0.4062u	0.4393
Al 308.215	173.593	172.695	173.439
As 188.980	2.0525	1.8019	4.0076
B 249.678	7.6449	6.2125	7.6090
Ba 389.178	10.0142	10.2186	11.7437
Be 313.042	0.0398	0.0506	0.0425
Ca 370.602	9271	9283	9245
Cd 226.502	-0.0180u	0.0130	-0.1115u
Co 228.615	0.4962	-0.2936u	0.0969
Cr 267.716	0.3128	0.3649	0.5238
Cu 324.754	2.3411	2.9985	3.0172
Fe 271.441	203.211	198.658	197.572
K 766.491	836.526	834.893	826.769
Mg 279.078	2786.41	2785.46	2789.04
Mn 257.610	53.2408	53.3276	53.1098
Mo 202.032	0.2281	-0.3059u	0.7987
Na 330.237	6170.24	6397.72	6367.14
Ni 231.604	2.0999	0.7131	0.9265
Pb 220.353	1.3427	2.7108	-0.5855u
Sb 206.834	4.1196	8.6177	9.3112
Se 196.026	1.4158	-5.9901u	12.8914
Sn 189.925	0.8887	1.9663	-2.7823u
Sr 216.596	55.0799	55.2457	54.0758
Ti 334.941	2.5487	2.4595	2.3426
Tl 190.794	1.7077	-1.7979u	1.6050
V 292.401	0.2321	0.4489	0.3338
Zn 206.200	2.5950	2.2474	2.8336

Label	Sol'n Conc.	Units	SD	%RSD	Int. (c/s)
Ag 328.068	0.4846	ppb	0.9143	188.7	-58.5265
Al 308.215	173.243	ppb	0.4800	0.3	1064.74
As 188.980	2.6207	ppb	1.2077	46.1	1.2985
B 249.678	7.1555	ppb	0.8168	11.4	89.0477
Ba 389.178	10.6588	ppb	0.9451	8.9	240.719
Be 313.042	0.0443	ppb	0.0056	12.7	-148.373
Ca 370.602	9266	ppb	19.74	0.2	30860
Cd 226.502	-0.0389	ppb	0.0648	166.8	5.6976
Co 228.615	0.0998	ppb	0.3949	395.6	17.4037
Cr 267.716	0.4005	ppb	0.1099	27.5	11.8410
Cu 324.754	2.7856	ppb	0.3850	13.8	256.817
Fe 271.441	199.813	ppb	2.9921	1.5	292.982
K 766.491	832.729	ppb	5.2262	0.6	58536.4
Mg 279.078	2786.97	ppb	1.8520	0.1	5072.65
Mn 257.610	53.2261	ppb	0.1097	0.2	9997.00
Mo 202.032	0.2403	ppb	0.5524	229.9	8.9443
Na 330.237	6311.70	ppb	123.462	2.0	309.531
Ni 231.604	1.2465	ppb	0.7468	59.9	2.4682
Pb 220.353	1.1560	ppb	1.6560	143.3	2.2446
Sb 206.834	7.3495	ppb	2.8186	38.4	5.6084
Se 196.026	2.7724	ppb	9.5136	343.2	0.3600
Sn 189.925	0.0242	ppb	2.4895	10280.8	-0.3086
Sr 216.596	54.8005	ppb	0.6330	1.2	502.028
Ti 334.941	2.4503	ppb	0.1034	4.2	564.753
Tl 190.794	0.5049	ppb	1.9950	395.1	-1.1091
V 292.401	0.3382	ppb	0.1085	32.1	4.8292
Zn 206.200	2.5587	ppb	0.2948	241.5	5.0365

E03152013.vvq. All Data Report 3/16/2013, 9:03:24 AM

680-88114-b-1-a (Samp) **3/16/2013, 2:19:36 AM** **Rack 3, Tube 43****Weight: 1****Volume: 1****Dilution: 1**

Label	Replicates Concentration		
Ag 328.068	-0.4394u	-0.4255u	-1.8983u
Al 308.215	20871.4	20916.7	20925.1
As 188.980	14.6791	7.7838	12.9967
B 249.678	37.9444	39.1223	38.2096
Ba 389.178	215.265	215.701	216.093
Be 313.042	1.5052	1.5132	1.4977
Ca 370.602	463631	465280	467969
Cd 226.502	0.7464	0.3109	0.3291
Co 228.615	22.8745	24.0950	23.5053
Cr 267.716	52.4014	51.9790	52.6015
Cu 324.754	74.0819	75.5601	74.4787
Fe 271.441	48788.5	48959.6	48848.7
K 766.491	6934.60	6919.97	6895.95
Mg 279.078	67699.3	67834.2	67849.0
Mn 257.610	2420.46	2428.03	2428.49
Mo 202.032	6.4702	7.2939	6.7829
Na 330.237	21895.6	21545.0	21554.1
Ni 231.604	50.0632	50.6535	53.9428
Pb 220.353	26.3734	26.7554	23.5458
Sb 206.834	0.6912	-0.5759	-4.1691u
Se 196.026	8.9281	7.7326	-7.6048u
Sn 189.925	-2.1338u	-0.1066	0.5780
Sr 216.596	1325.02	1333.06	1336.58
Ti 334.941	245.327	246.334	247.284
Tl 190.794	10.6523	9.4934	8.1346
V 292.401	42.5681	42.6805	42.8314
Zn 206.200	199.310	199.393	200.693

Label	Sol'n Conc.	Units	SD	%RSD	Int. (c/s)
Ag 328.068	-0.9211	ppb	0.8463	91.9	-175.968
Al 308.215	20904.4	ppb	28.9188	0.1	101873
As 188.980	11.8199	ppb	3.5951	30.4	10.8929
B 249.678	38.4254	ppb	0.6179	1.6	290.453
Ba 389.178	215.686	ppb	0.4139	0.2	5325.41
Be 313.042	1.5054	ppb	0.0078	0.5	2636.61
Ca 370.602	465627	ppb	2189	0.5	1544378
Cd 226.502	0.4621	ppb	0.2463	53.3	124.690
Co 228.615	23.4916	ppb	0.6103	2.6	292.046
Cr 267.716	52.3273	ppb	0.3178	0.6	1997.13
Cu 324.754	74.7069	ppb	0.7651	1.0	3712.33
Fe 271.441	48865.6	ppb	86.8225	0.2	70099.6
K 766.491	6916.84	ppb	19.5171	0.3	481467
Mg 279.078	67794.2	ppb	82.4897	0.1	122420
Mn 257.610	2425.66	ppb	4.5108	0.2	454389
Mo 202.032	6.8490	ppb	0.4158	6.1	48.5439
Na 330.237	21664.9	ppb	199.867	0.9	1023.29
Ni 231.604	51.5532	ppb	2.0905	4.1	108.696
Pb 220.353	25.5582	ppb	1.7532	6.9	37.4262
Sb 206.834	-1.3513	ppb	2.5212	186.6	-0.5572
Se 196.026	3.0186	ppb	9.2195	305.4	1.2656
Sn 189.925	-0.5541	ppb	1.4102	254.5	-0.6247
Sr 216.596	1331.55	ppb	5.9259	0.4	12031.8
Ti 334.941	246.315	ppb	0.9785	0.4	64960.5
Tl 190.794	9.4268	ppb	1.2602	13.4	0.9357
V 292.401	42.6933	ppb	0.1321	0.3	1139.63
Zn 206.200	199.799	ppb	0.7566	0.4	201.474

E03152013.vvq. All Data Report 3/16/2013, 9:03:24 AM

680-88114-b-1-aSD^5 (Samp) **3/16/2013, 2:25:03 AM** **Rack 3, Tube 44****Weight: 1****Volume: 1****Dilution: 1**

Label	Replicates Concentration		
Ag 328.068	0.8647	0.4683	0.9581
Al 308.215	4041.62	4045.34	4038.58
As 188.980	2.1429	2.0429	-0.5779
B 249.678	8.1100	8.2385	8.2687
Ba 389.178	39.6351	40.1847	39.6541
Be 313.042	0.2834	0.2889	0.2875
Ca 370.602	93648	93733	93434
Cd 226.502	0.0192	0.1118	0.1906
Co 228.615	4.5738	4.8393	4.4519
Cr 267.716	10.3821	10.5787	10.2056
Cu 324.754	14.5289	14.7583	14.8572
Fe 271.441	9794.86	9820.08	9754.95
K 766.491	1129.50	1124.56	1117.86
Mg 279.078	13432.0	13443.5	13406.6
Mn 257.610	483.386	484.409	482.261
Mo 202.032	1.0799	0.9914	1.3011
Na 330.237	3686.52	3776.19	3803.77
Ni 231.604	10.0004	8.5568	11.0502
Pb 220.353	4.8535	7.3785	4.8335
Sb 206.834	0.5002	0.7804	4.5544
Se 196.026	-3.3114u	1.0860	0.1421
Sn 189.925	0.3771	-1.9765u	-3.8091u
Sr 216.596	268.825	268.343	268.437
Ti 334.941	48.9016	48.9814	48.7359
Tl 190.794	0.3898u	4.8413	1.3732
V 292.401	8.2903	8.4429	8.0719
Zn 206.200	38.4072	41.3805	42.3568

Label	Sol'n Conc.	Units	SD	%RSD	Int. (c/s)
Ag 328.068	0.7637	ppb	0.2601	34.1	-48.0765
Al 308.215	4041.85	ppb	3.3857	0.1	19876.3
As 188.980	1.2026	ppb	1.5428	128.3	0.9979
B 249.678	8.2057	ppb	0.0843	1.0	89.6956
Ba 389.178	39.8246	ppb	0.3120	0.8	971.645
Be 313.042	0.2866	ppb	0.0029	1.0	316.869
Ca 370.602	93605	ppb	153.9	0.2	310518
Cd 226.502	0.1072	ppb	0.0858	80.0	30.6673
Co 228.615	4.6217	ppb	0.1981	4.3	70.4787
Cr 267.716	10.3888	ppb	0.1866	1.8	393.597
Cu 324.754	14.7148	ppb	0.1684	1.1	830.386
Fe 271.441	9789.96	ppb	32.8369	0.3	14049.2
K 766.491	1123.97	ppb	5.8432	0.5	78781.8
Mg 279.078	13427.4	ppb	18.8640	0.1	24279.8
Mn 257.610	483.352	ppb	1.0747	0.2	90562.3
Mo 202.032	1.1241	ppb	0.1595	14.2	14.1003
Na 330.237	3755.49	ppb	61.3026	1.6	184.639
Ni 231.604	9.8691	ppb	1.2519	12.7	20.6968
Pb 220.353	5.6885	ppb	1.4636	25.7	8.7768
Sb 206.834	1.9450	ppb	2.2641	116.4	1.2151
Se 196.026	-0.6944	ppb	2.3150	333.4	-1.0465
Sn 189.925	-1.8028	ppb	2.0985	116.4	-1.9293
Sr 216.596	268.535	ppb	0.2555	0.1	2433.32
Ti 334.941	48.8730	ppb	0.1253	0.3	12816.4
Tl 190.794	2.2014	ppb	2.3385	106.2	-0.7109
V 292.401	8.2683	ppb	0.1865	2.3	217.367
Zn 206.200	40.7148	ppb	2.0572	5.1	60.4482

E03152013.vvq. All Data Report 3/16/2013, 9:03:24 AM

680-88114-b-1-aPDS (Samp) 3/16/2013, 2:30:30 AM Rack 3, Tube 45**Weight: 1****Volume: 1****Dilution: 1**

Label	Replicates Concentration		
Ag 328.068	44.7512	44.3629	47.0871
Al 308.215	22417.0	22404.5	22407.9
As 188.980	2186.22	2189.27	2180.73
B 249.678	1103.94	1113.44	1117.77
Ba 389.178	2199.01	2196.60	2201.06
Be 313.042	50.4878	50.3555	50.4695
Ca 370.602	460379	461678	460229
Cd 226.502	49.7559	49.5521	49.7750
Co 228.615	505.872	503.168	506.007
Cr 267.716	250.002	250.379	251.987
Cu 324.754	325.349	327.198	325.990
Fe 271.441	48567.5	48524.3	48595.3
K 766.491	12684.9	12622.1	12612.5
Mg 279.078	71161.7	71218.2	71224.8
Mn 257.610	2870.00	2863.04	2848.57
Mo 202.032	507.275	507.353	511.771
Na 330.237	26506.4	26600.0	26467.1
Ni 231.604	538.634	537.395	536.688
Pb 220.353	508.889	506.657	505.876
Sb 206.834	518.891	511.315	518.750
Se 196.026	1996.04	1964.39	1975.71
Sn 189.925	945.354	958.582	960.878
Sr 216.596	1817.12	1816.46	1829.68
Ti 334.941	1251.85	1253.65	1258.25
Tl 190.794	2011.54	1985.66	2004.51
V 292.401	534.831	534.580	535.088
Zn 206.200	663.896	660.013	664.101

Label	Sol'n Conc.	Units	SD	%RSD	Int. (c/s)
Ag 328.068	45.4004	ppb	1.4736	3.2	2509.33
Al 308.215	22409.8	ppb	6.4785	0.0	109241
As 188.980	2185.41	ppb	4.3247	0.2	1451.79
B 249.678	1111.72	ppb	7.0731	0.6	8487.21
Ba 389.178	2198.89	ppb	2.2294	0.1	52154.4
Be 313.042	50.4376	ppb	0.0717	0.1	91060.3
Ca 370.602	460762	ppb	796.7	0.2	1528428
Cd 226.502	49.6943	ppb	0.1236	0.2	1698.38
Co 228.615	505.016	ppb	1.6016	0.3	5862.55
Cr 267.716	250.789	ppb	1.0543	0.4	9516.15
Cu 324.754	326.179	ppb	0.9391	0.3	15754.9
Fe 271.441	48562.4	ppb	35.8111	0.1	69733.4
K 766.491	12639.8	ppb	39.3187	0.3	879296
Mg 279.078	71201.6	ppb	34.6898	0.0	128567
Mn 257.610	2860.54	ppb	10.9334	0.4	535786
Mo 202.032	508.800	ppb	2.5736	0.5	3223.95
Na 330.237	26524.5	ppb	68.2698	0.3	1244.34
Ni 231.604	537.572	ppb	0.9851	0.2	1127.06
Pb 220.353	507.140	ppb	1.5637	0.3	730.794
Sb 206.834	516.319	ppb	4.3338	0.8	441.884
Se 196.026	1978.71	ppb	16.0381	0.8	887.436
Sn 189.925	954.938	ppb	8.3790	0.9	866.003
Sr 216.596	1821.09	ppb	7.4483	0.4	16409.6
Ti 334.941	1254.58	ppb	3.2990	0.3	330058
Tl 190.794	2000.57	ppb	13.3838	0.7	1385.96
V 292.401	534.833	ppb	0.2540	0.0	14235.8
Zn 206.200	662.670	ppb	2.3035	0.3	967.458

E03152013.vvq. All Data Report 3/16/2013, 9:03:24 AM

680-88114-b-2-a (Samp) 3/16/2013, 2:35:57 AM Rack 3, Tube 46
 Weight: 1 Volume: 1 Dilution: 1

Label	Replicates Concentration		
Ag 328.068	0.0544u	0.0379u	-0.6667u
Al 308.215	46740.6	46902.5	46929.4
As 188.980	37.7236	38.6612	31.8474
B 249.678	63.2423	63.6517	65.6961
Ba 389.178	530.829	532.328	533.352
Be 313.042	3.0221	3.0488	3.0372
Ca 370.602	703665	702727	709986
Cd 226.502	1.2846	1.1731	1.0295
Co 228.615	58.0580	59.2436	58.5442
Cr 267.716	362.648	364.767	366.298
Cu 324.754	300.551	302.024	302.588
Fe 271.441	164577	165417	165168
K 766.491	15113.7	15161.5	15080.5
Mg 279.078	76561.7	76829.6	76913.0
Mn 257.610	5122.48	5153.03	5152.07
Mo 202.032	79.1315	77.8950	78.6871
Na 330.237	26209.8	26506.6	26163.0
Ni 231.604	199.615	201.903	198.390
Pb 220.353	65.9950	60.9988	67.2731
Sb 206.834	5.9088	-1.9024	-3.8730
Se 196.026	-10.0055u	0.5483	-2.8105
Sn 189.925	5.6118	3.4898	4.2683
Sr 216.596	2684.40	2704.59	2720.59
Ti 334.941	553.853	556.633	558.954
Tl 190.794	18.4579	20.7801	27.2497
V 292.401	95.1066	95.3060	95.6239
Zn 206.200	1390.28	1394.92	1397.55

Label	Sol'n Conc.	Units	SD	%RSD	Int. (c/s)
Ag 328.068	-0.1914	ppb	0.4117	215.0	-170.297
Al 308.215	46857.5	ppb	102.166	0.2	228080
As 188.980	36.0774	ppb	3.6932	10.2	27.7924
B 249.678	64.1967	ppb	1.3145	2.0	398.017
Ba 389.178	532.170	ppb	1.2689	0.2	12990.3
Be 313.042	3.0361	ppb	0.0134	0.4	5469.51
Ca 370.602	705459	ppb	3948	0.6	2332091
Cd 226.502	1.1624	ppb	0.1279	11.0	391.368
Co 228.615	58.6153	ppb	0.5960	1.0	700.211
Cr 267.716	364.571	ppb	1.8325	0.5	13860.1
Cu 324.754	301.721	ppb	1.0515	0.3	14610.8
Fe 271.441	165054	ppb	431.791	0.3	236758
K 766.491	15118.5	ppb	40.7159	0.3	1051602
Mg 279.078	76768.1	ppb	183.551	0.2	138598
Mn 257.610	5142.53	ppb	17.3682	0.3	963121
Mo 202.032	78.5712	ppb	0.6263	0.8	497.171
Na 330.237	26293.1	ppb	186.350	0.7	1200.48
Ni 231.604	199.970	ppb	1.7829	0.9	421.625
Pb 220.353	64.7556	ppb	3.3157	5.1	93.8188
Sb 206.834	0.0445	ppb	5.1734	11627.3	4.7285
Se 196.026	-4.0892	ppb	5.3918	131.9	-0.6880
Sn 189.925	4.4566	ppb	1.0735	24.1	4.0257
Sr 216.596	2703.19	ppb	18.1374	0.7	24416.4
Ti 334.941	556.480	ppb	2.5538	0.5	146558
Tl 190.794	22.1626	ppb	4.5561	20.6	2.8384
V 292.401	95.3455	ppb	0.2609	0.3	2523.09
Zn 206.200	1394.25	ppb	3.6797	0.3	2026.10

E03152013.vvq. All Data Report 3/16/2013, 9:03:24 AM

680-88178-a-2-a (Samp) 3/16/2013, 2:41:24 AM Rack 3, Tube 47

Weight: 1

Volume: 1

Dilution: 1

Label	Replicates Concentration		
Ag 328.068	0.8818	-0.0175u	0.3592
Al 308.215	574.389	573.007	574.724
As 188.980	14.0172	-0.8315u	-1.6103u
B 249.678	40.7658	40.3836	40.1669
Ba 389.178	37.8094	37.9152	38.0235
Be 313.042	0.0868	0.0907	0.0894
Ca 370.602	45865	45872	46020
Cd 226.502	-0.0332u	0.1620	-0.1923u
Co 228.615	0.3722	0.3464	0.3415
Cr 267.716	7.3344	7.2038	7.2307
Cu 324.754	3.4192	4.0934	3.7750
Fe 271.441	478.779	483.504	480.579
K 766.491	3735.69	3738.26	3723.75
Mg 279.078	8079.73	8080.40	8097.65
Mn 257.610	13.0013	13.0327	13.0415
Mo 202.032	2.6079	2.0665	2.0758
Na 330.237	9478.83	9144.14	9047.25
Ni 231.604	7.0569	4.7753	5.0601
Pb 220.353	0.9873	0.4945	1.8473
Sb 206.834	4.4254	0.5018	2.4021
Se 196.026	1.2066	4.7490	-0.9539u
Sn 189.925	-1.7007u	2.1311	0.4778
Sr 216.596	359.383	362.025	360.605
Ti 334.941	17.5544	17.3784	17.2650
Tl 190.794	0.0740	3.8838	6.3866
V 292.401	11.3091	11.3700	11.2348
Zn 206.200	3.8926	2.6122	2.9390

Label	Sol'n Conc.	Units	SD	%RSD	Int. (c/s)
Ag 328.068	0.4078	ppb	0.4516	110.7	-73.3936
Al 308.215	574.040	ppb	0.9104	0.2	3013.72
As 188.980	3.8585	ppb	8.8063	228.2	2.4393
B 249.678	40.4388	ppb	0.3032	0.7	343.014
Ba 389.178	37.9160	ppb	0.1070	0.3	898.767
Be 313.042	0.0890	ppb	0.0020	2.2	-56.9464
Ca 370.602	45919	ppb	87.32	0.2	152721
Cd 226.502	-0.0212	ppb	0.1775	837.7	6.9021
Co 228.615	0.3534	ppb	0.0165	4.7	20.6592
Cr 267.716	7.2563	ppb	0.0690	1.0	271.520
Cu 324.754	3.7625	ppb	0.3372	9.0	303.595
Fe 271.441	480.954	ppb	2.3847	0.5	696.275
K 766.491	3732.57	ppb	7.7413	0.2	260116
Mg 279.078	8085.93	ppb	10.1570	0.1	14641.0
Mn 257.610	13.0252	ppb	0.0211	0.2	2499.95
Mo 202.032	2.2500	ppb	0.3099	13.8	21.6306
Na 330.237	9223.41	ppb	226.444	2.5	447.866
Ni 231.604	5.6307	ppb	1.2433	22.1	11.6594
Pb 220.353	1.1097	ppb	0.6847	61.7	2.1550
Sb 206.834	2.4431	ppb	1.9622	80.3	1.4223
Se 196.026	1.6672	ppb	2.8792	172.7	-0.1431
Sn 189.925	0.3027	ppb	1.9219	634.8	-0.0385
Sr 216.596	360.671	ppb	1.3225	0.4	3254.34
Ti 334.941	17.3993	ppb	0.1458	0.8	4517.35
Tl 190.794	3.4481	ppb	3.1787	92.2	0.9724
V 292.401	11.3046	ppb	0.0677	0.6	298.161
Zn 206.200	3.1479	ppb	0.6653	21.1	5.8730

E03152013.wvq. All Data Report 3/16/2013, 9:03:24 AM

680-88137-a-12-a (Samp) 3/16/2013, 2:47:03 AM Rack 3, Tube 48

Weight: 1

Volume: 1

Dilution: 1

Label	Replicates Concentration		
Ag 328.068	0.4228	0.4348	1.8115
Al 308.215	-4.4086u	-4.1065u	-3.1990u
As 188.980	-1.1199u	-1.8715u	4.1030
B 249.678	4.2544	3.6218	1.9322
Ba 389.178	-0.7009u	-0.4831u	-0.1927u
Be 313.042	-0.0079u	0.0106	-0.0021u
Ca 370.602	32.18	27.08	27.59
Cd 226.502	0.0089	0.1724	0.0489
Co 228.615	0.2109	-0.0342u	0.0520
Cr 267.716	0.2824	0.0407	0.0229
Cu 324.754	0.5948	0.1410	0.2829
Fe 271.441	6.5866	-2.8301u	4.8082
K 766.491	-3.6302u	-3.8691u	-4.1198u
Mg 279.078	-10.2944u	-9.7639u	-11.5027u
Mn 257.610	0.2370	0.1533	0.1178
Mo 202.032	0.5922	0.1260	0.2738
Na 330.237	21.4046	-71.7631u	-302.574u
Ni 231.604	0.3114	0.7104	0.1138
Pb 220.353	2.8855	-1.8151u	-3.8513u
Sb 206.834	2.5386	-0.1557u	-0.4983u
Se 196.026	2.1799	-2.5318u	-0.7270u
Sn 189.925	0.3006	0.7341	0.6787
Sr 216.596	-0.0351u	0.0465	-0.3212u
Ti 334.941	0.0339	0.1087	0.0911
Tl 190.794	3.8864	-1.7470u	-3.6802u
V 292.401	0.4489	0.2156	-0.2584u
Zn 206.200	0.7824	0.3953	1.0156

Label	Sol'n Conc.	Units	SD	%RSD	Int. (c/s)
Ag 328.068	0.8897	ppb	0.7983	89.7	-33.2167
Al 308.215	-3.9047	ppb	0.6295	16.1	203.348
As 188.980	0.3705	ppb	3.2542	878.2	-0.2729
B 249.678	3.2695	ppb	1.2005	36.7	59.5226
Ba 389.178	-0.4589	ppb	0.2550	55.6	-29.4937
Be 313.042	0.0002	ppb	0.0094	4833.9	-230.349
Ca 370.602	28.95	ppb	2.810	9.7	157.2
Cd 226.502	0.0767	ppb	0.0853	111.1	8.9756
Co 228.615	0.0762	ppb	0.1243	163.1	17.0713
Cr 267.716	0.1154	ppb	0.1449	125.6	0.7246
Cu 324.754	0.3396	ppb	0.2321	68.4	139.706
Fe 271.441	2.8549	ppb	5.0030	175.2	10.4815
K 766.491	-3.8731	ppb	0.2448	6.3	380.765
Mg 279.078	-10.5203	ppb	0.8912	8.5	22.2011
Mn 257.610	0.1694	ppb	0.0612	36.1	54.3642
Mo 202.032	0.3306	ppb	0.2382	72.0	9.5249
Na 330.237	-117.644	ppb	166.791	141.8	3.7228
Ni 231.604	0.3785	ppb	0.3039	80.3	0.6461
Pb 220.353	-0.9270	ppb	3.4551	372.7	-0.7653
Sb 206.834	0.6282	ppb	1.6633	264.8	-0.1906
Se 196.026	-0.3596	ppb	2.3772	661.1	-1.0577
Sn 189.925	0.5711	ppb	0.2359	41.3	0.1809
Sr 216.596	-0.1033	ppb	0.1931	186.9	7.7035
Ti 334.941	0.0779	ppb	0.0391	50.2	-70.4183
Tl 190.794	-0.5136	ppb	3.9312	765.4	-1.7563
V 292.401	0.1354	ppb	0.3604	266.2	-0.6213
Zn 206.200	0.7311	ppb	0.3133	42.8	2.3819

E03152013.vvq. All Data Report 3/16/2013, 9:03:24 AM

Cont Calib Verif (CCV) 3/16/2013, 2:52:31 AM Rack 3, Tube 49
 Weight: 1 Volume: 1 Dilution: 1

Label	Replicates Concentration		
Ag 328.068	505.330	502.823	500.362
Al 308.215	5057.58	5042.83	5079.09
As 188.980	472.089	466.491	461.241
B 249.678	2570.98	2578.88	2621.34
Ba 389.178	4919.15	4902.05	4944.53
Be 313.042	490.949	489.872	493.836
Ca 370.602	4946	4920	4976
Cd 226.502	494.461	493.338	496.689
Co 228.615	489.721	487.084	490.166
Cr 267.716	5020.21	5000.42	5052.87
Cu 324.754	4823.45	4918.15	4868.87
Fe 271.441	5019.91	5002.81	5052.93
K 766.491	9390.16	9318.85	9356.26
Mg 279.078	4918.21	4900.34	4942.23
Mn 257.610	5035.83	5023.20	5051.56
Mo 202.032	498.201	497.016	503.396
Na 330.237	7245.99	7060.01	7189.67
Ni 231.604	2508.49	2496.51	2522.99
Pb 220.353	502.145	498.979	501.110
Sb 206.834	961.054	959.648	968.820
Se 196.026	4799.70	4767.72	4777.75
Sn 189.925	4905.13	4886.06	4877.62
Sr 216.596	2526.15	2519.76	2553.06
Ti 334.941	494.484	492.591	498.463
Tl 190.794	5045.48	5023.48	5088.15
V 292.401	4917.53	4904.27	4944.41
Zn 206.200	2420.40	2402.45	2420.85

Label	Sol'n Conc.	Units	SD	%RSD	Int. (c/s)	QC Value
Ag 328.068	502.838	ppb	2.4840	0.5	29155.0	100.56767
Al 308.215	5059.83	ppb	18.2349	0.4	24807.6	101.19660
As 188.980	466.607	ppb	5.4252	1.2	308.688	93.32144
B 249.678	2590.40	ppb	27.0858	1.0	19813.2	103.61613
Ba 389.178	4921.91	ppb	21.3736	0.4	116205	98.43814
Be 313.042	491.552	ppb	2.0501	0.4	888742	98.31042
Ca 370.602	4947	ppb	27.70	0.6	16367	98.94809
Cd 226.502	494.829	ppb	1.7053	0.3	15838.9	98.96584
Co 228.615	488.990	ppb	1.6657	0.3	5672.53	97.79807
Cr 267.716	5024.50	ppb	26.4862	0.5	190362	100.48999
Cu 324.754	4870.16	ppb	47.3635	1.0	233155	97.40315
Fe 271.441	5025.22	ppb	25.4788	0.5	7318.66	100.50433
K 766.491	9355.09	ppb	35.6663	0.4	650960	93.55090
Mg 279.078	4920.26	ppb	21.0176	0.4	8855.47	98.40514
Mn 257.610	5036.86	ppb	14.2093	0.3	942644	100.73730
Mo 202.032	499.538	ppb	3.3936	0.7	3160.06	99.90752
Na 330.237	7165.22	ppb	95.3700	1.3	328.658	95.53628
Ni 231.604	2509.33	ppb	13.2601	0.5	5257.80	100.37322
Pb 220.353	500.745	ppb	1.6144	0.3	722.614	100.14898
Sb 206.834	963.174	ppb	4.9396	0.5	869.547	38.52696Q
Se 196.026	4781.73	ppb	16.3581	0.3	2144.81	95.63450
Sn 189.925	4889.60	ppb	14.0908	0.3	4434.52	97.79203
Sr 216.596	2532.99	ppb	17.6687	0.7	22727.9	101.31963
Ti 334.941	495.179	ppb	2.9973	0.6	130118	99.03584
Tl 190.794	5052.37	ppb	32.8783	0.7	3509.99	101.04739
V 292.401	4922.07	ppb	20.4516	0.4	131503	98.44138
Zn 206.200	2414.57	ppb	10.4970	0.4	2495.53	96.58267

E03152013.vvq. All Data Report 3/16/2013, 9:03:24 AM

Cont Calib Blank (CCB) 3/16/2013, 2:57:58 AM Rack 3, Tube 50
 Weight: 1 Volume: 1 Dilution: 1

Label	Replicates Concentration		
Ag 328.068	0.7064	1.1668	-0.1588u
Al 308.215	-2.9499u	-5.7568u	-4.2748u
As 188.980	4.6680	3.5772	3.7355
B 249.678	24.9048	21.0959	18.5944
Ba 389.178	-0.2891u	1.0949	0.8012
Be 313.042	0.0574	0.0461	0.0503
Ca 370.602	-15.90u	-12.70u	-11.82u
Cd 226.502	0.0182	0.0436	0.1557
Co 228.615	-0.0169u	0.6534	0.1691
Cr 267.716	0.7079	0.9322	0.7364
Cu 324.754	0.3202	0.7130	0.4099
Fe 271.441	1.5928	-4.2968u	2.3957
K 766.491	-5.6144u	-5.3370u	-5.4358u
Mg 279.078	-13.2559u	-9.7612u	-15.6966u
Mn 257.610	0.6676	0.5618	0.5951
Mo 202.032	1.2271	1.7357	0.9303
Na 330.237	-140.700u	-547.125u	-218.344u
Ni 231.604	1.5756	-0.0185u	1.3723
Pb 220.353	1.5988	-0.0917u	-1.7147u
Sb 206.834	1.4438	3.2836	0.2215
Se 196.026	11.9902	-4.0998u	-3.2328u
Sn 189.925	1.7416	1.4848	0.0774
Sr 216.596	0.0297	0.5318	-0.4675u
Ti 334.941	0.1184	0.1737	0.2650
Tl 190.794	4.3926	-2.4124u	0.4622
V 292.401	1.0618	0.4238	0.6228
Zn 206.200	0.0880	-1.3529u	0.0836

Label	Sol'n Conc.	Units	SD	%RSD	Int. (c/s)	QC Value
Ag 328.068	0.5714	ppb	0.6730	117.8	-51.7413	0.57145
Al 308.215	-4.3272	ppb	1.4042	32.5	201.360	-4.32715
As 188.980	3.9936	ppb	0.5894	14.8	2.1286	3.99358
B 249.678	21.5317	ppb	3.1777	14.8	198.988	21.53168
Ba 389.178	0.5356	ppb	0.7292	136.1	-6.0180	0.53564
Be 313.042	0.0512	ppb	0.0057	11.1	-138.109	0.05125
Ca 370.602	-13.47	ppb	2.146	15.9	16.21	-13.47023
Cd 226.502	0.0725	ppb	0.0732	100.9	8.8413	0.07251
Co 228.615	0.2685	ppb	0.3461	128.9	19.2751	0.26854
Cr 267.716	0.7922	ppb	0.1221	15.4	26.3655	0.79217
Cu 324.754	0.4810	ppb	0.2059	42.8	146.488	0.48103
Fe 271.441	-0.1028	ppb	3.6543	3556.0	6.1708	-0.10276
K 766.491	-5.4624	ppb	0.1406	2.6	270.282	-5.46241
Mg 279.078	-12.9046	ppb	2.9833	23.1	17.8900	-12.90457
Mn 257.610	0.6082	ppb	0.0541	8.9	136.470	0.60817
Mo 202.032	1.2977	ppb	0.4073	31.4	15.6432	1.29770
Na 330.237	-302.056	ppb	215.757	71.4	-5.0365	-302.05624
Ni 231.604	0.9765	ppb	0.8676	88.9	1.8989	0.97645
Pb 220.353	-0.0692	ppb	1.6568	2393.1	0.4710	-0.06923
Sb 206.834	1.6496	ppb	1.5413	93.4	0.6870	1.64965
Se 196.026	1.5525	ppb	9.0497	582.9	-0.2000	1.55253
Sn 189.925	1.1012	ppb	0.8960	81.4	0.6616	1.10125
Sr 216.596	0.0313	ppb	0.4996	1594.7	8.8820	0.03133
Ti 334.941	0.1857	ppb	0.0741	39.9	-42.0772	0.18569
Tl 190.794	0.8142	ppb	3.4161	419.6	-0.8332	0.81416
V 292.401	0.7028	ppb	0.3265	46.5	14.4286	0.70281
Zn 206.200	-0.3938	ppb	0.8397	211.0	207.460	-0.39377

E03152013.vvq. All Data Report 3/16/2013, 9:03:24 AM

680-88128-d-1-a (Samp) 3/16/2013, 3:03:25 AM Rack 3, Tube 51

Weight: 1

Volume: 1

Dilution: 1

Label	Replicates Concentration		
Ag 328.068	-2.5340u	-2.8667u	-2.6973u
Al 308.215	10.2096	8.4437	8.9789
As 188.980	-3.1775	-0.7656	3.7247
B 249.678	1030.07	1042.43	1048.36
Ba 389.178	8.0538	8.4864	8.3672
Be 313.042	-0.0255	-0.0455	-0.0150
Ca 370.602	409703	412925	411758
Cd 226.502	0.2667	-0.0148	0.2075
Co 228.615	-0.2324u	-0.1999u	-0.1586u
Cr 267.716	0.4991	0.2104	-0.0327
Cu 324.754	-1.7392u	-1.7378u	-1.3073u
Fe 271.441	3544.96	3544.08	3556.84
K 766.491	12115.2	12096.0	12091.1
Mg 279.078	519803	522168	521048
Mn 257.610	2510.37	2518.67	2524.75
Mo 202.032	0.7594	0.1355	2.1683
Na 330.237	189637x	190488x	190464x
Ni 231.604	1.4523	3.4809	1.2848
Pb 220.353	2.5740	-0.5225u	4.0230
Sb 206.834	2.8942	-0.8498u	-4.9798u
Se 196.026	2.2454	-0.8052	3.9865
Sn 189.925	1.1967	3.4834	5.0468
Sr 216.596	5541.52	5563.54	5574.79
Ti 334.941	-7.3783	-7.3418	-7.4473
Tl 190.794	10.6176	9.4083	1.6175u
V 292.401	-1.1144u	-1.5329u	-0.8671u
Zn 206.200	5.5400	4.3398	5.6395

Label	Sol'n Conc.	Units	SD	%RSD	Int. (c/s)
Ag 328.068	-2.6993b	ppb	0.1664	6.2	-426.386
Al 308.215	9.2107b	ppb	0.9055	9.8	267.195
As 188.980	-0.0728b	ppb	3.5029	4812.4	3.0247
B 249.678	1040.28b	ppb	9.3279	0.9	7976.35
Ba 389.178	8.3025b	ppb	0.2234	2.7	1573.67
Be 313.042	-0.0287b	ppb	0.0155	53.9	-190.352
Ca 370.602	411462b	ppb	1631	0.4	1368103
Cd 226.502	0.1531b	ppb	0.1484	96.9	23.6354
Co 228.615	-0.1970b	ppb	0.0370	18.8	13.8045
Cr 267.716	0.2256b	ppb	0.2662	118.0	16.8826
Cu 324.754	-1.5948b	ppb	0.2489	15.6	48.1789
Fe 271.441	3548.63b	ppb	7.1252	0.2	5096.25
K 766.491	12100.8b	ppb	12.7445	0.1	841823
Mg 279.078	521006b	ppb	1183.15	0.2	940745
Mn 257.610	2517.93b	ppb	7.2195	0.3	473695
Mo 202.032	1.0211b	ppb	1.0414	102.0	13.7381
Na 330.237	190196xb	ppb	484.489	0.3	9057.27
Ni 231.604	2.0727b	ppb	1.2225	59.0	4.2554
Pb 220.353	2.0248b	ppb	2.3220	114.7	3.9664
Sb 206.834	-0.9785b	ppb	3.9386	402.5	-1.5086
Se 196.026	1.8089b	ppb	2.4255	134.1	0.5034
Sn 189.925	3.2423b	ppb	1.9363	59.7	2.8599
Sr 216.596	5559.95b	ppb	16.9248	0.3	50019.3
Ti 334.941	-7.3891b	ppb	0.0536	0.7	166.384
Tl 190.794	7.2145b	ppb	4.8846	67.7	0.9014
V 292.401	-1.1715b	ppb	0.3365	28.7	-31.0396
Zn 206.200	5.1731b	ppb	0.7233	14.0	8.8352

680-88102-a-1-a (Samp) 3/16/2013, 3:08:52 AM Rack 3, Tube 52

Weight: 1 Volume: 1 Dilution: 1

Label	Replicates Concentration		
Ag 328.068	8.4802	8.7680	7.5206
Al 308.215	300.551	297.174	302.463
As 188.980	5.1106	4.6250	1.6860
B 249.678	18.5831	17.9255	17.3060
Ba 389.178	24.0786	23.7963	24.9975
Be 313.042	0.0226	0.0299	0.0237
Ca 370.602	2674	2633	2645
Cd 226.502	182.152	180.450	181.259
Co 228.615	2.4714	2.5763	2.1502
Cr 267.716	357.809	353.393	355.574
Cu 324.754	287.236	281.467	285.909
Fe 271.441	32353.3	31978.8	32062.6
K 766.491	553.919	544.970	545.382
Mg 279.078	1826.34	1808.56	1814.75
Mn 257.610	3323.39	3289.64	3294.34
Mo 202.032	10.2972	9.9197	10.1383
Na 330.237	430.743u	448.301u	321.226u
Ni 231.604	36.9981	40.7813	38.9056
Pb 220.353	1063.04	1046.39	1055.41
Sb 206.834	6.4282	12.5718	9.2857
Se 196.026	7.5838	-2.6369u	5.3132
Sn 189.925	32.8484	31.7562	34.3422
Sr 216.596	5.8406	6.1685	5.3909
Ti 334.941	21.9588	21.7065	21.8331
Tl 190.794	16.8087	16.7864	14.9980
V 292.401	32.2038	31.8008	31.2553
Zn 206.200	14723.4	14537.2	14601.0

Label	Sol'n Conc.	Units	SD	%RSD	Int. (c/s)
Ag 328.068	8.2563	ppb	0.6532	7.9	407.382
Al 308.215	300.063	ppb	2.6779	0.9	1682.04
As 188.980	3.8072	ppb	1.8530	48.7	1.6735
B 249.678	17.9382	ppb	0.6387	3.6	146.859
Ba 389.178	24.2908	ppb	0.6281	2.6	606.548
Be 313.042	0.0254	ppb	0.0040	15.6	-187.008
Ca 370.602	2651	ppb	20.82	0.8	6222
Cd 226.502	181.287	ppb	0.8512	0.5	5870.56
Co 228.615	2.3993	ppb	0.2220	9.3	44.1340
Cr 267.716	355.592	ppb	2.2084	0.6	13485.9
Cu 324.754	284.871	ppb	3.0215	1.1	13765.2
Fe 271.441	32131.5	ppb	196.536	0.6	46094.9
K 766.491	548.090	ppb	5.0519	0.9	38750.0
Mg 279.078	1816.55	ppb	9.0268	0.5	3280.67
Mn 257.610	3302.46	ppb	18.2773	0.6	618117
Mo 202.032	10.1184	ppb	0.1895	1.9	69.9906
Na 330.237	400.090	ppb	68.8601	17.2	-82.3170
Ni 231.604	38.8950	ppb	1.8916	4.9	81.8985
Pb 220.353	1054.95	ppb	8.3338	0.8	1522.49
Sb 206.834	9.4286	ppb	3.0743	32.6	10.8803
Se 196.026	3.4200	ppb	5.3669	156.9	1.5527
Sn 189.925	32.9823	ppb	1.2982	3.9	29.5775
Sr 216.596	5.8000	ppb	0.3904	6.7	71.2294
Ti 334.941	21.8328	ppb	0.1262	0.6	5660.45
Tl 190.794	16.1977	ppb	1.0390	6.4	5.3412
V 292.401	31.7533	ppb	0.4760	1.5	824.081
Zn 206.200	14620.5	ppb	94.6325	0.6	21243.5

E03152013.vvq. All Data Report 3/16/2013, 9:03:24 AM

680-88102-a-1-b ms (Samp) 3/16/2013, 3:14:19 AM Rack 3, Tube 53**Weight: 1****Volume: 1****Dilution: 1**

Label	Replicates Concentration		
Ag 328.068	10.1248	9.5224	9.4028
Al 308.215	387.303	389.400	388.446
As 188.980	7.9933	-0.2731u	8.5782
B 249.678	17.6438	16.2465	16.0162
Ba 389.178	29.8113	28.6842	30.2547
Be 313.042	0.4958	0.5136	0.5059
Ca 370.602	3432	3447	3444
Cd 226.502	211.413	213.420	213.374
Co 228.615	3.3278	2.4248	2.7510
Cr 267.716	397.746	401.744	400.845
Cu 324.754	346.020	346.644	345.547
Fe 271.441	37206.4	37455.8	37310.2
K 766.491	710.329	699.059	710.420
Mg 279.078	2112.07	2127.01	2129.32
Mn 257.610	3781.32	3806.20	3798.66
Mo 202.032	13.0216	12.0243	12.4129
Na 330.237	460.425u	528.869u	339.592u
Ni 231.604	44.5297	47.1017	44.6891
Pb 220.353	1283.92	1288.88	1292.29
Sb 206.834	11.5528	22.0273	19.5542
Se 196.026	-4.0606u	7.3686	3.4181
Sn 189.925	45.2919	40.8623	41.4728
Sr 216.596	8.1183	7.8909	7.7435
Ti 334.941	29.9504	30.1479	30.0747
Tl 190.794	10.5739	6.8491u	13.1304
V 292.401	41.8429	41.9121	41.9188
Zn 206.200	18489.4	18630.4	18521.1

Label	Sol'n Conc.	Units	SD	%RSD	Int. (c/s)
Ag 328.068	9.6833	ppb	0.3870	4.0	492.201
Al 308.215	388.383	ppb	1.0501	0.3	2111.62
As 188.980	5.4328	ppb	4.9501	91.1	2.7008
B 249.678	16.6355	ppb	0.8808	5.3	132.933
Ba 389.178	29.5834	ppb	0.8097	2.7	739.875
Be 313.042	0.5051	ppb	0.0089	1.8	680.415
Ca 370.602	3441	ppb	8.174	0.2	8421
Cd 226.502	212.735	ppb	1.1457	0.5	6886.98
Co 228.615	2.8345	ppb	0.4573	16.1	49.2482
Cr 267.716	400.112	ppb	2.0976	0.5	15175.2
Cu 324.754	346.070	ppb	0.5500	0.2	16695.4
Fe 271.441	37324.1	ppb	125.257	0.3	53543.0
K 766.491	706.603	ppb	6.5331	0.9	49768.8
Mg 279.078	2122.80	ppb	9.3678	0.4	3827.65
Mn 257.610	3795.39	ppb	12.7587	0.3	710376
Mo 202.032	12.4863	ppb	0.5027	4.0	84.7289
Na 330.237	442.962	ppb	95.8395	21.6	-109.170
Ni 231.604	45.4402	ppb	1.4412	3.2	95.7023
Pb 220.353	1288.36	ppb	4.2062	0.3	1859.18
Sb 206.834	17.7115	ppb	5.4750	30.9	18.4686
Se 196.026	2.2420	ppb	5.8046	258.9	1.1630
Sn 189.925	42.5423	ppb	2.4007	5.6	38.2485
Sr 216.596	7.9175	ppb	0.1888	2.4	91.9651
Ti 334.941	30.0577	ppb	0.0998	0.3	7824.73
Tl 190.794	10.1845	ppb	3.1587	31.0	0.4701
V 292.401	41.8913	ppb	0.0420	0.1	1092.79
Zn 206.200	18546.9	ppb	73.9631	0.4	26948.4

E03152013.wvq. All Data Report 3/16/2013, 9:03:24 AM

680-88102-a-1-c msd (Samp) 3/16/2013, 3:19:46 AM Rack 3, Tube 54**Weight: 1****Volume: 1****Dilution: 1**

Label	Replicates Concentration		
Ag 328.068	10.3669	10.0885	10.2160
Al 308.215	380.755	380.410	385.492
As 188.980	4.6661	4.1327	2.2639
B 249.678	15.0713	15.8425	15.0528
Ba 389.178	30.8517	30.1813	30.1244
Be 313.042	0.5311	0.5324	0.5216
Ca 370.602	3351	3349	3356
Cd 226.502	219.470	219.939	220.769
Co 228.615	2.9153	3.4458	3.4938
Cr 267.716	422.711	423.304	424.430
Cu 324.754	361.670	360.884	362.701
Fe 271.441	39077.9	39150.9	39193.2
K 766.491	749.722	747.380	745.528
Mg 279.078	2200.39	2200.94	2194.94
Mn 257.610	4008.50	4028.20	4028.78
Mo 202.032	11.8370	12.0155	12.7113
Na 330.237	537.805u	747.240u	802.075u
Ni 231.604	45.5480	45.9023	45.8214
Pb 220.353	1361.73	1363.54	1365.34
Sb 206.834	22.5683	7.7268	12.8491
Se 196.026	21.2430	1.4233	2.6860
Sn 189.925	38.8164	40.2046	40.7739
Sr 216.596	7.9861	7.5280	7.1149
Ti 334.941	29.0036	29.0689	29.2516
Tl 190.794	16.9531	17.3873	6.9958u
V 292.401	41.5719	41.6028	41.7117
Zn 206.200	19652.9	19613.2	19677.9

Label	Sol'n Conc.	Units	SD	%RSD	Int. (c/s)
Ag 328.068	10.2238	ppb	0.1394	1.4	524.497
Al 308.215	382.219	ppb	2.8395	0.7	2081.60
As 188.980	3.6876	ppb	1.2614	34.2	1.5234
B 249.678	15.3222	ppb	0.4507	2.9	121.518
Ba 389.178	30.3858	ppb	0.4045	1.3	761.641
Be 313.042	0.5284	ppb	0.0059	1.1	722.492
Ca 370.602	3352	ppb	3.725	0.1	7977
Cd 226.502	220.059	ppb	0.6581	0.3	7124.95
Co 228.615	3.2850	ppb	0.3210	9.8	54.4581
Cr 267.716	423.482	ppb	0.8729	0.2	16061.8
Cu 324.754	361.752	ppb	0.9116	0.3	17446.4
Fe 271.441	39140.7	ppb	58.3180	0.1	56148.6
K 766.491	747.543	ppb	2.1017	0.3	52614.8
Mg 279.078	2198.76	ppb	3.3194	0.2	3961.96
Mn 257.610	4021.83	ppb	11.5449	0.3	752756
Mo 202.032	12.1879	ppb	0.4620	3.8	82.7619
Na 330.237	695.707	ppb	139.468	20.0	-105.555
Ni 231.604	45.7573	ppb	0.1857	0.4	96.3977
Pb 220.353	1363.54	ppb	1.8045	0.1	1967.64
Sb 206.834	14.3814	ppb	7.5385	52.4	15.8372
Se 196.026	8.4508	ppb	11.0964	131.3	4.0082
Sn 189.925	39.9316	ppb	1.0069	2.5	35.8805
Sr 216.596	7.5430	ppb	0.4358	5.8	89.2180
Ti 334.941	29.1081	ppb	0.1285	0.4	7575.58
Tl 190.794	13.7788	ppb	5.8782	42.7	2.6739
V 292.401	41.6288	ppb	0.0734	0.2	1084.43
Zn 206.200	19648.0	ppb	32.5928	0.2	28548.2

E03152013.vvq. All Data Report 3/16/2013, 9:03:24 AM

CRI (Samp) 3/16/2013, 3:25:13 AM Rack 3, Tube 55

Weight: 1 Volume: 1 Dilution: 1

Label	Replicates Concentration		
Ag 328.068	9.3171	10.9360	10.2695
Al 308.215	188.039	190.028	187.888
As 188.980	16.9211	16.6833	20.0213
B 249.678	100.209	101.699	103.347
Ba 389.178	8.7916	9.3945	9.4261
Be 313.042	3.9767	4.0034	4.0083
Ca 370.602	469.2	469.6	470.5
Cd 226.502	5.0107	5.1545	5.0951
Co 228.615	9.7536	9.6591	10.1714
Cr 267.716	10.6099	10.3167	10.5108
Cu 324.754	18.7472	19.1782	19.1193
Fe 271.441	56.8318	63.9655	52.5059
K 766.491	955.437	958.817	953.977
Mg 279.078	493.165	487.822	490.804
Mn 257.610	11.0220	11.1241	11.0694
Mo 202.032	9.8487	9.9426	9.6262
Na 330.237	750.488	589.046	935.064
Ni 231.604	40.0273	40.7438	41.0134
Pb 220.353	9.4145	15.3901	9.7329
Sb 206.834	23.6939	19.7464	21.7422
Se 196.026	18.0147	25.6896	14.8527
Sn 189.925	47.2212	49.9341	50.8540
Sr 216.596	9.4251	9.6080	10.6542
Ti 334.941	9.9487	9.9140	10.0364
Tl 190.794	32.8064	23.8953	25.9002
V 292.401	10.3302	10.5728	10.4388
Zn 206.200	22.4741	21.4492	21.4371

Label	Sol'n Conc.	Units	SD	%RSD	Int. (c/s)
Ag 328.068	10.1742	ppb	0.8137	8.0	507.230
Al 308.215	188.652	ppb	1.1947	0.6	1140.59
As 188.980	17.8752	ppb	1.8623	10.4	11.3333
B 249.678	101.752	ppb	1.5693	1.5	811.577
Ba 389.178	9.2041	ppb	0.3576	3.9	200.104
Be 313.042	3.9961	ppb	0.0170	0.4	6996.45
Ca 370.602	469.8	ppb	0.6796	0.1	1621
Cd 226.502	5.0868	ppb	0.0723	1.4	169.282
Co 228.615	9.8614	ppb	0.2726	2.8	130.020
Cr 267.716	10.4791	ppb	0.1491	1.4	393.387
Cu 324.754	19.0149	ppb	0.2337	1.2	1033.59
Fe 271.441	57.7678	ppb	5.7869	10.0	90.6791
K 766.491	956.077	ppb	2.4823	0.3	67110.8
Mg 279.078	490.597	ppb	2.6773	0.5	926.837
Mn 257.610	11.0718	ppb	0.0511	0.5	2097.12
Mo 202.032	9.8058	ppb	0.1625	1.7	69.4620
Na 330.237	758.199	ppb	173.138	22.8	45.1682
Ni 231.604	40.5949	ppb	0.5096	1.3	84.9133
Pb 220.353	11.5125	ppb	3.3618	29.2	17.1540
Sb 206.834	21.7275	ppb	1.9738	9.1	18.0023
Se 196.026	19.5190	ppb	5.5728	28.6	7.8604
Sn 189.925	49.3364	ppb	1.8887	3.8	44.4114
Sr 216.596	9.8958	ppb	0.6632	6.7	96.7766
Ti 334.941	9.9663	ppb	0.0631	0.6	2531.43
Tl 190.794	27.5339	ppb	4.6748	17.0	17.7480
V 292.401	10.4473	ppb	0.1215	1.2	273.408
Zn 206.200	21.7868	ppb	0.5952	2.7	229.9463

CCV (Samp) 3/16/2013, 3:30:40 AM **Rack 3, Tube 56**
Weight: 1 **Volume: 1** **Dilution: 1**

Label	Replicates Concentration		
Ag 328.068	491.159	492.519	495.303
Al 308.215	4978.94	5007.75	4985.92
As 188.980	463.458	442.899	460.252
B 249.678	2512.94	2546.56	2554.11
Ba 389.178	4838.31	4858.06	4846.33
Be 313.042	484.266	487.872	485.472
Ca 370.602	4835	4865	4862
Cd 226.502	483.311	487.567	486.125
Co 228.615	481.066	483.252	480.034
Cr 267.716	4941.24	4969.14	4965.35
Cu 324.754	4733.37	4765.81	4856.16
Fe 271.441	4931.65	4975.57	4961.64
K 766.491	9244.06	9238.60	9196.11
Mg 279.078	4852.46	4884.48	4867.18
Mn 257.610	4972.41	5010.44	4980.02
Mo 202.032	489.134	490.278	493.089
Na 330.237	6968.08	7043.89	7122.88
Ni 231.604	2458.70	2484.74	2469.95
Pb 220.353	494.545	492.322	491.018
Sb 206.834	935.945	939.280	934.407
Se 196.026	4654.08	4660.16	4673.87
Sn 189.925	4780.67	4851.72	4781.14
Sr 216.596	2483.00	2499.83	2506.07
Ti 334.941	485.358	487.498	487.289
Tl 190.794	4955.69	4982.88	5013.85
V 292.401	4846.09	4869.10	4847.47
Zn 206.200	2360.84	2374.18	2378.27

Label	Sol'n Conc.	Units	SD	%RSD	Int. (c/s)
Ag 328.068	492.994	ppb	2.1126	0.4	28582.2
Al 308.215	4990.87	ppb	15.0277	0.3	24472.3
As 188.980	455.536	ppb	11.0609	2.4	301.351
B 249.678	2537.87	ppb	21.9178	0.9	19412.1
Ba 389.178	4847.57	ppb	9.9314	0.2	114449
Be 313.042	485.870	ppb	1.8357	0.4	878466
Ca 370.602	4854	ppb	16.71	0.3	16058
Cd 226.502	485.667	ppb	2.1646	0.4	15545.8
Co 228.615	481.451	ppb	1.6433	0.3	5585.42
Cr 267.716	4958.57	ppb	15.1318	0.3	187864
Cu 324.754	4785.11	ppb	63.6314	1.3	229085
Fe 271.441	4956.29	ppb	22.4442	0.5	7218.07
K 766.491	9226.25	ppb	26.2501	0.3	642004
Mg 279.078	4868.04	ppb	16.0259	0.3	8761.87
Mn 257.610	4987.62	ppb	20.1248	0.4	933428
Mo 202.032	490.834	ppb	2.0354	0.4	3105.11
Na 330.237	7044.95	ppb	77.4054	1.1	323.255
Ni 231.604	2471.13	ppb	13.0597	0.5	5177.77
Pb 220.353	492.628	ppb	1.7833	0.4	710.917
Sb 206.834	936.544	ppb	2.4912	0.3	846.161
Se 196.026	4662.71	ppb	10.1361	0.2	2091.42
Sn 189.925	4804.51	ppb	40.8832	0.9	4357.35
Sr 216.596	2496.30	ppb	11.9343	0.5	22398.9
Ti 334.941	486.715	ppb	1.1802	0.2	127892
Tl 190.794	4984.14	ppb	29.0997	0.6	3462.55
V 292.401	4854.22	ppb	12.9036	0.3	129690
Zn 206.200	2371.10	ppb	9.1165	0.4	2432.54

CCB (Samp) **3/16/2013, 3:36:07 AM** **Rack 3, Tube 57**
Weight: 1 **Volume: 1** **Dilution: 1**

Label	Replicates Concentration		
Ag 328.068	-0.1017u	1.2349	0.2190
Al 308.215	-0.8739u	-2.5153u	-3.3955u
As 188.980	0.6279	2.3766	8.3095
B 249.678	27.0810	24.6793	21.7451
Ba 389.178	0.7851	0.4740	0.7760
Be 313.042	0.0517	0.0587	0.0541
Ca 370.602	-11.63u	-10.15u	-6.611u
Cd 226.502	0.0921	-0.0364u	-0.0835u
Co 228.615	0.0831	0.6037	-0.6145u
Cr 267.716	0.6072	0.4831	0.6844
Cu 324.754	0.5865	0.5367	0.3564
Fe 271.441	-2.1134u	-3.5963u	-0.1427u
K 766.491	-5.4324u	-5.8453u	-5.7345u
Mg 279.078	-10.6650u	-8.7820u	-9.0743u
Mn 257.610	0.7569	0.6690	0.6238
Mo 202.032	1.3655	0.3963	0.5175
Na 330.237	-72.9323u	-384.018u	-491.735u
Ni 231.604	-0.8160u	1.1694	1.2731
Pb 220.353	0.8896	2.4915	1.2455
Sb 206.834	8.8451	8.6313	4.8877
Se 196.026	-1.9349u	2.2457	3.4392
Sn 189.925	3.4986	1.0524	3.5879
Sr 216.596	0.6176	0.4970	-0.3545u
Ti 334.941	0.2954	0.2443	0.2502
Tl 190.794	6.1334	2.2339	-3.1777u
V 292.401	0.3879	0.9520	0.8120
Zn 206.200	0.3897	1.6504	-0.2541u

Label	Sol'n Conc.	Units	SD	%RSD	Int. (c/s)
Ag 328.068	0.4507	ppb	0.6978	154.8	-58.7842
Al 308.215	-2.2616	ppb	1.2798	56.6	211.420
As 188.980	3.7713	ppb	4.0263	106.8	1.9813
B 249.678	24.5018	ppb	2.6724	10.9	221.672
Ba 389.178	0.6784	ppb	0.1771	26.1	-2.6408
Be 313.042	0.0548	ppb	0.0035	6.5	-131.630
Ca 370.602	-9.462	ppb	2.578	27.2	29.66
Cd 226.502	-0.0093	ppb	0.0909	981.8	6.2243
Co 228.615	0.0241	ppb	0.6112	2538.3	16.4492
Cr 267.716	0.5915	ppb	0.1016	17.2	18.7633
Cu 324.754	0.4932	ppb	0.1210	24.5	147.074
Fe 271.441	-1.9508	ppb	1.7325	88.8	3.5356
K 766.491	-5.6708	ppb	0.2137	3.8	255.799
Mg 279.078	-9.5071	ppb	1.0134	10.7	24.0228
Mn 257.610	0.6832	ppb	0.0676	9.9	150.531
Mo 202.032	0.7597	ppb	0.5281	69.5	12.2392
Na 330.237	-316.229	ppb	217.476	68.8	-5.7183
Ni 231.604	0.5422	ppb	1.1773	217.2	0.9889
Pb 220.353	1.5422	ppb	0.8412	54.5	2.7946
Sb 206.834	7.4547	ppb	2.2256	29.9	5.6874
Se 196.026	1.2500	ppb	2.8220	225.8	-0.3357
Sn 189.925	2.7130	ppb	1.4388	53.0	2.1234
Sr 216.596	0.2534	ppb	0.5299	209.1	10.8777
Ti 334.941	0.2633	ppb	0.0280	10.6	-21.6556
Tl 190.794	1.7298	ppb	4.6760	270.3	-0.1962
V 292.401	0.7173	ppb	0.2938	41.0	14.7905
Zn 206.200	0.5953	ppb	0.9688	162.7	2.1832

E03152013.vvq. All Data Report 3/16/2013, 9:03:24 AM

Cont Calib Verif (CCV) 3/16/2013, 8:10:01 AM Rack 4, Tube 1
 Weight: 1 Volume: 1 Dilution: 1

Label	Replicates Concentration		
Ag 328.068	513.118	508.774	511.387
Al 308.215	5098.65	5088.10	5056.98
As 188.980	454.270	457.383	453.373
B 249.678	2518.12	2542.92	2534.94
Ba 389.178	4879.53	4871.43	4841.95
Be 313.042	495.668	493.798	490.216
Ca 370.602	5045	5028	4990
Cd 226.502	489.189	490.217	486.338
Co 228.615	480.044	480.932	476.638
Cr 267.716	5049.37	5021.36	4989.78
Cu 324.754	4826.17	4790.00	4734.67
Fe 271.441	4922.26	4912.21	4888.96
K 766.491	9144.71	9151.11	9091.90
Mg 279.078	5006.19	4989.92	4959.13
Mn 257.610	5004.31	4978.49	4966.30
Mo 202.032	504.884	501.916	497.670
Na 330.237	7156.00	7066.16	6992.36
Ni 231.604	2435.84	2443.91	2437.23
Pb 220.353	479.388	480.327	477.143
Sb 206.834	952.605	959.437	944.612
Se 196.026	4544.64	4553.15	4547.39
Sn 189.925	4894.80	4918.52	4871.80
Sr 216.596	2566.98	2555.84	2533.99
Ti 334.941	501.225	497.996	494.903
Tl 190.794	4988.46	4966.13	4956.07
V 292.401	4862.99	4851.23	4818.88
Zn 206.200	2396.71	2393.88	2389.58

Label	Sol'n Conc.	Units	SD	%RSD	Int. (c/s)	QC Value
Ag 328.068	511.093	ppb	2.1868	0.4	29640.7	102.21857
Al 308.215	5081.24	ppb	21.6669	0.4	24910.3	101.62487
As 188.980	455.009	ppb	2.1048	0.5	301.005	91.00177
B 249.678	2531.99	ppb	12.6634	0.5	19367.2	101.27969
Ba 389.178	4864.31	ppb	19.7803	0.4	114844	97.28613
Be 313.042	493.228	ppb	2.7702	0.6	891779	98.64552
Ca 370.602	5021	ppb	28.46	0.6	16609	100.42260
Cd 226.502	488.581	ppb	2.0095	0.4	15639.0	97.71626
Co 228.615	479.205	ppb	2.2668	0.5	5559.59	95.84096
Cr 267.716	5020.17	ppb	29.8123	0.6	190198	100.40336
Cu 324.754	4783.61	ppb	46.0869	1.0	229013	95.67227
Fe 271.441	4907.81	ppb	17.0788	0.3	7150.02	98.15626
K 766.491	9129.24	ppb	32.4944	0.4	635260	91.29239
Mg 279.078	4985.08	ppb	23.8989	0.5	8973.23	99.70161
Mn 257.610	4983.04	ppb	19.4047	0.4	932570	99.66071
Mo 202.032	501.490	ppb	3.6255	0.7	3172.55	100.29803
Na 330.237	7071.50	ppb	81.9516	1.2	325.043	94.28672
Ni 231.604	2438.99	ppb	4.3097	0.2	5110.43	97.55978
Pb 220.353	478.953	ppb	1.6361	0.3	691.212	95.79053
Sb 206.834	952.218	ppb	7.4202	0.8	858.962	38.08871Q
Se 196.026	4548.39	ppb	4.3419	0.1	2040.15	90.96781
Sn 189.925	4895.04	ppb	23.3649	0.5	4439.46	97.90080
Sr 216.596	2552.27	ppb	16.7867	0.7	22903.4	102.09081
Ti 334.941	498.041	ppb	3.1613	0.6	130870	99.60829
Tl 190.794	4970.22	ppb	16.5818	0.3	3452.87	99.40437
V 292.401	4844.36	ppb	22.8432	0.5	129434	96.88728
Zn 206.200	2393.39	ppb	3.5914	0.2	2465.19	95.73562

Cont Calib Blank (CCB) 3/16/2013, 8:18:09 AM Rack 4, Tube 2
Weight: 1 Volume: 1 Dilution: 1

Label	Replicates Concentration		
Ag 328.068	-0.1138u	0.8134	0.3279
Al 308.215	13.9744	14.0260	14.4728
As 188.980	0.1333	-1.9773u	1.8023
B 249.678	12.0970	11.6517	9.9171
Ba 389.178	0.3112	0.2253	-0.1186u
Be 313.042	0.1018	0.0898	0.0918
Ca 370.602	1.967	1.233	4.455
Cd 226.502	0.2086	0.0937	0.1407
Co 228.615	0.3927	0.3555	-0.1177u
Cr 267.716	1.0750	1.2320	0.7121
Cu 324.754	0.7564	1.0747	0.2212
Fe 271.441	6.1346	12.4089	5.7104
K 766.491	-4.5655u	-4.9675u	-4.6706u
Mg 279.078	8.4841	7.3502	7.8031
Mn 257.610	1.0030	1.0069	0.8913
Mo 202.032	0.4435	0.6317	0.0755
Na 330.237	-215.207u	-169.170u	-184.573u
Ni 231.604	1.1904	0.0358	2.0408
Pb 220.353	-0.6455u	3.4112	0.5046
Sb 206.834	1.3977	-2.3891u	4.3604
Se 196.026	0.1882	2.0622	7.6520
Sn 189.925	0.3177	3.0344	0.3958
Sr 216.596	-0.3265u	0.0006u	0.3172
Ti 334.941	0.1249	0.2389	0.1484
Tl 190.794	3.8511	5.1232	3.6589
V 292.401	0.7793	0.7962	1.0706
Zn 206.200	1.1125	0.5986	0.2029

Label	Sol'n Conc.	Units	SD	%RSD	Int. (c/s)	QC Value
Ag 328.068	0.3425	ppb	0.4638	135.4	-65.0852	0.34251
Al 308.215	14.1578	ppb	0.2740	1.9	291.191	14.15775
As 188.980	-0.0139	ppb	1.8941	13623.9	-0.5281	-0.01390
B 249.678	11.2220	ppb	1.1517	10.3	120.250	11.22196
Ba 389.178	0.1393	ppb	0.2274	163.3	-15.3112	0.13929
Be 313.042	0.0945	ppb	0.0064	6.8	-59.8702	0.09447
Ca 370.602	2.552	ppb	1.689	66.2	68.98	2.55163
Cd 226.502	0.1477	ppb	0.0578	39.1	11.2565	0.14766
Co 228.615	0.2102	ppb	0.2846	135.4	18.6146	0.21017
Cr 267.716	1.0064	ppb	0.2667	26.5	34.4833	1.00636
Cu 324.754	0.6841	ppb	0.4313	63.0	156.194	0.68409
Fe 271.441	8.0846	ppb	3.7509	46.4	18.0005	8.08463
K 766.491	-4.7345	ppb	0.2085	4.4	320.879	-4.73454
Mg 279.078	7.8791	ppb	0.5708	7.2	55.4087	7.87912
Mn 257.610	0.9671	ppb	0.0657	6.8	203.748	0.96708
Mo 202.032	0.3836	ppb	0.2829	73.8	9.8582	0.38356
Na 330.237	-189.650	ppb	23.4346	12.4	0.3054	-189.65013
Ni 231.604	1.0890	ppb	1.0063	92.4	2.1349	1.08902
Pb 220.353	1.0901	ppb	2.0908	191.8	2.1430	1.09010
Sb 206.834	1.1230	ppb	3.3831	301.3	0.2417	1.12299
Se 196.026	3.3008	ppb	3.8830	117.6	0.5842	3.30079
Sn 189.925	1.2493	ppb	1.5464	123.8	0.7960	1.24930
Sr 216.596	-0.0029	ppb	0.3219	11054.2	8.5921	-0.00291
Ti 334.941	0.1708	ppb	0.0602	35.2	-45.9204	0.17075
Tl 190.794	4.2111	ppb	0.7958	18.9	1.5299	4.21106
V 292.401	0.8820	ppb	0.1635	18.5	19.3002	0.88204
Zn 206.200	0.6380	ppb	0.4561	71.5	2.2444	0.63799

E03152013.wvq. All Data Report 3/16/2013, 9:03:24 AM

680-88065-b-5-dPDS (Samp) **3/16/2013, 8:23:37 AM** **Rack 4, Tube 3**
Weight: 1 **Volume: 1** **Dilution: 1**

Label	Replicates Concentration		
Ag 328.068	47.2481	48.0698	46.9512
Al 308.215	105839	105868	106047
As 188.980	2020.74	2043.55	2075.77
B 249.678	970.169	988.898	1003.67
Ba 389.178	2954.61	2977.19	2998.31
Be 313.042	52.7579	53.3916	53.8177
Ca 370.602	366592	367881	366362
Cd 226.502	56.8206	57.1620	58.4349
Co 228.615	481.734	483.323	494.316
Cr 267.716	469.305	471.183	471.873
Cu 324.754	960.091	963.884	964.085
Fe 271.441	264838	264691	265239
K 766.491	14845.5	14945.5	14973.7
Mg 279.078	87770.8	87689.7	87800.4
Mn 257.610	8410.52	8426.39	8451.01
Mo 202.032	452.171	458.724	465.804
Na 330.237	4790.47	4722.13	4913.81
Ni 231.604	555.797	563.941	568.486
Pb 220.353	4479.85	4480.28	4502.10
Sb 206.834	462.098	470.017	480.715
Se 196.026	1739.99	1769.29	1802.55
Sn 189.925	1064.03	1066.71	1086.07
Sr 216.596	966.241	967.819	968.722
Ti 334.941	2242.23	2254.21	2257.66
Tl 190.794	1764.74	1778.98	1787.89
V 292.401	727.363	733.734	738.880
Zn 206.200	4314.07	4316.98	4317.12

Label	Sol'n Conc.	Units	SD	%RSD	Int. (c/s)
Ag 328.068	47.4230	ppb	0.5795	1.2	2675.09
Al 308.215	105918	ppb	112.570	0.1	515301
As 188.980	2046.69	ppb	27.6492	1.4	1356.68
B 249.678	987.578	ppb	16.7881	1.7	7373.96
Ba 389.178	2976.70	ppb	21.8508	0.7	70874.9
Be 313.042	53.3224	ppb	0.5333	1.0	96252.5
Ca 370.602	366945	ppb	818.8	0.2	1198363
Cd 226.502	57.4725	ppb	0.8508	1.5	2399.48
Co 228.615	486.458	ppb	6.8519	1.4	5668.45
Cr 267.716	470.787	ppb	1.3291	0.3	17912.0
Cu 324.754	962.687	ppb	2.2499	0.2	46273.9
Fe 271.441	264923	ppb	283.577	0.1	380065
K 766.491	14921.6	ppb	67.3496	0.5	1037909
Mg 279.078	87753.6	ppb	57.3200	0.1	158389
Mn 257.610	8429.30	ppb	20.4019	0.2	1578472
Mo 202.032	458.899	ppb	6.8182	1.5	2898.38
Na 330.237	4808.80	ppb	97.1474	2.0	118.208
Ni 231.604	562.741	ppb	6.4291	1.1	1183.42
Pb 220.353	4487.41	ppb	12.7231	0.3	6469.99
Sb 206.834	470.943	ppb	9.3432	2.0	409.434
Se 196.026	1770.61	ppb	31.2983	1.8	796.511
Sn 189.925	1072.27	ppb	12.0247	1.1	972.370
Sr 216.596	967.594	ppb	1.2556	0.1	8805.60
Ti 334.941	2251.37	ppb	8.0966	0.4	592224
Tl 190.794	1777.20	ppb	11.6777	0.7	1217.18
V 292.401	733.326	ppb	5.7695	0.8	19564.0
Zn 206.200	4316.06	ppb	1.7209	0.0	6271.10

E03152013.vvq. All Data Report 3/16/2013, 9:03:24 AM

ics 680-268894/25-a (Samp) 3/16/2013, 8:29:05 AM Rack 4, Tube 4
 Weight: 1 Volume: 1 Dilution: 1

Label	Replicates Concentration		
Ag 328.068	208.625	205.868	204.378
Al 308.215	1971.17	1969.73	1969.76
As 188.980	205.786	206.803	203.685
B 249.678	413.027	416.772	419.127
Ba 389.178	195.824	196.871	195.126
Be 313.042	199.964	200.123	199.757
Ca 370.602	19539	19620	19564
Cd 226.502	203.825	203.793	203.823
Co 228.615	198.136	197.598	197.101
Cr 267.716	203.796	204.361	203.636
Cu 324.754	199.055	198.468	195.416
Fe 271.441	20918.5	20945.8	20983.0
K 766.491	19138.0	19229.8	19256.1
Mg 279.078	20233.7	20223.3	20249.1
Mn 257.610	2079.22	2081.29	2081.36
Mo 202.032	198.813	199.827	199.179
Na 330.237	17368.5	17280.4	17662.0
Ni 231.604	202.030	202.530	204.597
Pb 220.353	203.944	201.592	207.792
Sb 206.834	165.034	176.258	174.558
Se 196.026	184.799	200.394	195.518
Sn 189.925	180.481	184.130	192.632
Sr 216.596	218.369	217.625	216.580
Ti 334.941	203.680	203.702	202.871
Tl 190.794	46.1431	45.3940	46.8812
V 292.401	199.828	201.133	200.488
Zn 206.200	186.509	187.931	187.778

Label	Sol'n Conc.	Units	SD	%RSD	Int. (c/s)
Ag 328.068	206.291	ppb	2.1549	1.0	11929.1
Al 308.215	1970.22	ppb	0.8207	0.0	9822.01
As 188.980	205.425	ppb	1.5900	0.8	135.566
B 249.678	416.309	ppb	3.0767	0.7	3197.81
Ba 389.178	195.940	ppb	0.8784	0.4	4693.04
Be 313.042	199.948	ppb	0.1836	0.1	361440
Ca 370.602	19574	ppb	41.78	0.2	63463
Cd 226.502	203.814	ppb	0.0181	0.0	6567.31
Co 228.615	197.612	ppb	0.5174	0.3	2296.97
Cr 267.716	203.931	ppb	0.3808	0.2	7732.24
Cu 324.754	197.646	ppb	1.9537	1.0	9591.21
Fe 271.441	20949.1	ppb	32.3582	0.2	30082.4
K 766.491	19208.0	ppb	61.9824	0.3	1335875
Mg 279.078	20235.4	ppb	12.9689	0.1	36552.7
Mn 257.610	2080.62	ppb	1.2154	0.1	389528
Mo 202.032	199.273	ppb	0.5135	0.3	1267.12
Na 330.237	17437.0	ppb	199.756	1.1	830.341
Ni 231.604	203.052	ppb	1.3612	0.7	425.663
Pb 220.353	204.443	ppb	3.1295	1.5	295.375
Sb 206.834	171.950	ppb	6.0493	3.5	148.646
Se 196.026	193.570	ppb	7.9775	4.1	86.4977
Sn 189.925	185.748	ppb	6.2346	3.4	168.151
Sr 216.596	217.525	ppb	0.8988	0.4	1963.81
Ti 334.941	203.418	ppb	0.4737	0.2	53477.0
Tl 190.794	46.1394	ppb	0.7436	1.6	27.9020
V 292.401	200.483	ppb	0.6527	0.3	5320.94
Zn 206.200	187.406	ppb	0.7896	0.4	277.039

E03152013.vvq. All Data Report 3/16/2013, 9:03:24 AM

CCV (Samp) 3/16/2013, 8:34:33 AM Rack 4, Tube 5

Weight: 1 Volume: 1 Dilution: 1

Label	Replicates Concentration		
Ag 328.068	490.728	491.619	478.649
Al 308.215	4936.44	4953.35	4925.42
As 188.980	442.719	455.329	448.466
B 249.678	2485.44	2508.37	2511.17
Ba 389.178	4784.39	4797.51	4776.54
Be 313.042	477.490	478.199	475.368
Ca 370.602	4816	4807	4773
Cd 226.502	482.316	484.360	481.399
Co 228.615	478.223	479.941	477.686
Cr 267.716	4907.90	4905.67	4883.24
Cu 324.754	4683.77	4756.57	4644.36
Fe 271.441	4940.83	4956.16	4926.13
K 766.491	9068.71	9122.94	9079.97
Mg 279.078	4816.61	4843.40	4807.81
Mn 257.610	4931.87	4935.97	4923.83
Mo 202.032	482.543	484.352	483.692
Na 330.237	7091.59	7005.31	6908.84
Ni 231.604	2460.62	2466.51	2449.61
Pb 220.353	493.216	492.423	486.516
Sb 206.834	926.206	941.509	928.028
Se 196.026	4644.84	4684.09	4636.14
Sn 189.925	4777.87	4741.82	4689.70
Sr 216.596	2461.16	2457.66	2442.50
Ti 334.941	479.731	480.415	477.082
Tl 190.794	4949.55	4955.18	4878.43
V 292.401	4789.12	4807.33	4791.08
Zn 206.200	2363.32	2353.94	2356.37

Label	Sol'n Conc.	Units	SD	%RSD	Int. (c/s)
Ag 328.068	486.999	ppb	7.2446	1.5	28231.9
Al 308.215	4938.40	ppb	14.0642	0.3	24218.0
As 188.980	448.838	ppb	6.3132	1.4	296.910
B 249.678	2501.66	ppb	14.1151	0.6	19135.6
Ba 389.178	4786.15	ppb	10.5960	0.2	112999
Be 313.042	477.019	ppb	1.4732	0.3	862457
Ca 370.602	4799	ppb	22.56	0.5	15876
Cd 226.502	482.692	ppb	1.5159	0.3	15450.5
Co 228.615	478.617	ppb	1.1779	0.2	5552.48
Cr 267.716	4898.94	ppb	13.6375	0.3	185605
Cu 324.754	4694.90	ppb	56.9267	1.2	224769
Fe 271.441	4941.04	ppb	15.0121	0.3	7195.01
K 766.491	9090.54	ppb	28.6193	0.3	632570
Mg 279.078	4822.61	ppb	18.5396	0.4	8680.62
Mn 257.610	4930.56	ppb	6.1752	0.1	922749
Mo 202.032	483.529	ppb	0.9159	0.2	3058.97
Na 330.237	7001.91	ppb	91.4181	1.3	321.211
Ni 231.604	2458.91	ppb	8.5775	0.3	5152.16
Pb 220.353	490.719	ppb	3.6612	0.7	708.158
Sb 206.834	931.914	ppb	8.3588	0.9	841.970
Se 196.026	4655.02	ppb	25.5434	0.5	2087.96
Sn 189.925	4736.46	ppb	44.3269	0.9	4295.63
Sr 216.596	2453.78	ppb	9.9193	0.4	22016.7
Ti 334.941	479.076	ppb	1.7603	0.4	125884
Tl 190.794	4927.72	ppb	42.7791	0.9	3423.33
V 292.401	4795.84	ppb	9.9981	0.2	128127
Zn 206.200	2357.88	ppb	4.8660	0.2	2413.39

E03152013.vvq. All Data Report 3/16/2013, 9:03:24 AM

CCB (Samp) 3/16/2013, 8:40:01 AM Rack 4, Tube 6

Weight: 1 Volume: 1 Dilution: 1

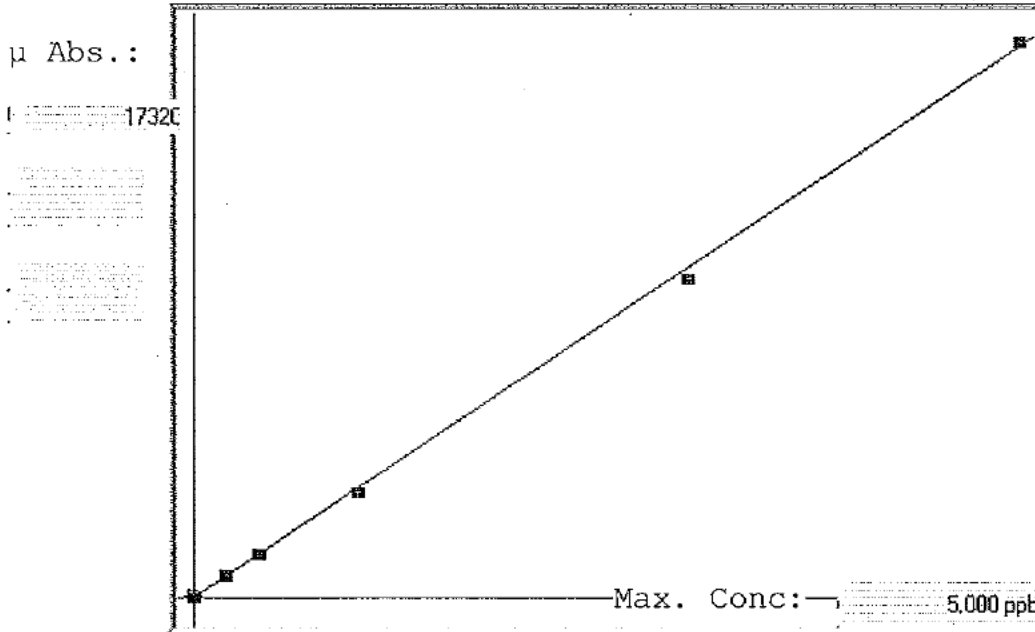
Label	Replicates Concentration		
Ag 328.068	1.1107	1.8881	1.8230
Al 308.215	-5.6574u	-6.1350u	-5.5510u
As 188.980	1.4227	3.7918	-2.5078u
B 249.678	28.7356	25.0694	23.0688
Ba 389.178	0.1689	-0.0455u	-0.1833u
Be 313.042	0.0717	0.0614	0.0493
Ca 370.602	-17.43u	-13.99u	-16.05u
Cd 226.502	-0.1373u	-0.1061u	-0.2090u
Co 228.615	0.4353	-0.0149u	-0.0671u
Cr 267.716	0.9166	0.7214	0.4173
Cu 324.754	1.1066	0.9275	1.0194
Fe 271.441	0.4900	6.1808	3.5913
K 766.491	-5.0643u	-5.5207u	-5.1209u
Mg 279.078	-11.1849u	-9.3643u	-8.4299u
Mn 257.610	0.7698	0.6947	0.6161
Mo 202.032	0.8750	0.2232	0.8723
Na 330.237	-289.742u	-401.542u	-386.123u
Ni 231.604	1.4467	-0.3363u	0.8052
Pb 220.353	0.2868	-0.5359u	3.0998
Sb 206.834	7.0573	4.8626	7.5293
Se 196.026	0.2484	1.3317	-0.5096u
Sn 189.925	1.3907	2.3061	0.3234
Sr 216.596	-0.2535u	0.5442	-0.8503u
Ti 334.941	0.1724	0.1575	0.1331
Tl 190.794	4.0132	-2.6508u	3.3638
V 292.401	0.9963	0.8955	0.3817
Zn 206.200	0.0822	0.6691	1.6464

Label	Sol'n Conc.	Units	SD	%RSD	Int. (c/s)
Ag 328.068	1.6073	ppb	0.4313	26.8	8.5666
Al 308.215	-5.7811	ppb	0.3110	5.4	194.277
As 188.980	0.9022	ppb	3.1819	352.7	0.0791
B 249.678	25.6246	ppb	2.8739	11.2	230.246
Ba 389.178	-0.0200	ppb	0.1775	888.9	-19.1259
Be 313.042	0.0608	ppb	0.0112	18.5	-120.817
Ca 370.602	-15.82	ppb	1.730	10.9	8.407
Cd 226.502	-0.1508	ppb	0.0528	35.0	1.7014
Co 228.615	0.1178	ppb	0.2763	234.6	17.5361
Cr 267.716	0.6851	ppb	0.2516	36.7	22.3078
Cu 324.754	1.0178	ppb	0.0896	8.8	172.174
Fe 271.441	3.4207	ppb	2.8493	83.3	11.3100
K 766.491	-5.2353	ppb	0.2488	4.8	286.070
Mg 279.078	-9.6597	ppb	1.4010	14.5	23.7483
Mn 257.610	0.6935	ppb	0.0768	11.1	152.462
Mo 202.032	0.6568	ppb	0.3756	57.2	11.5878
Na 330.237	-359.136	ppb	60.5894	16.9	-7.7596
Ni 231.604	0.6385	ppb	0.9031	141.4	1.1908
Pb 220.353	0.9502	ppb	1.9065	200.6	1.9412
Sb 206.834	6.4830	ppb	1.4231	22.0	4.8534
Se 196.026	0.3568	ppb	0.9255	259.4	-0.7362
Sn 189.925	1.3401	ppb	0.9923	74.0	0.8782
Sr 216.596	-0.1866	ppb	0.6996	375.0	6.9306
Ti 334.941	0.1543	ppb	0.0198	12.8	-50.2999
Tl 190.794	1.5754	ppb	3.6744	233.2	-0.3034
V 292.401	0.7578	ppb	0.3296	43.5	15.9241
Zn 206.200	0.7992	ppb	0.7992	98.8	2.4795

C03082013

Hg Norm2

Linear



A= 0.0000e+000
 B= 2.9152e-004
 C= 5.0751e-003
 Rho= 0.9996788
 Accept=Accepted

Std ID	Conc.	Calc.	Dev.	Mean	SD or %RSD	Rep 1	Rep 2	Rep 3	Rep 4	Rep 5
blank	0.000	0.028	0.028	77	1.633	77	79	75		
0.2	0.200	0.215	0.015	719	0.8 %	713	719	727		
0.4	0.400	0.414	0.014	1403	0.0 %	1403	1403	1404		
1.0	1.000	0.980	-0.020	3344	0.2 %	3338	3340	3355		
3.0	3.000	2.909	-0.091	9962	0.8 %	9854	9988	10045		
5.0	5.000	5.054	0.054	17320	1.3 %	17019	17402	17539		

C03082013

Method: Hg Norm2

Operator: Admin

Date of Analysis: 08 Mar 2013 10:18:38

Sample ID	Extended ID	Mean	RSD	Date
blank		77	2.1208	08 Mar 2013 13:35:44
0.2		720	0.7969	08 Mar 2013 13:38:12
0.4		1403	0.0336	08 Mar 2013 13:40:40
1.0		3344	0.2268	08 Mar 2013 13:43:08
3.0		9962	0.8036	08 Mar 2013 13:45:34
5.0		17320	1.2706	08 Mar 2013 13:48:00
ICV		3.0852	0.1813	08 Mar 2013 13:50:26
ICB		0.0203	1.7883	08 Mar 2013 13:52:50
CRA		0.2235	0.4919	08 Mar 2013 13:55:17
CCV		2.5083	0.7299	08 Mar 2013 13:57:44
CCB		0.0259	6.1262	08 Mar 2013 14:00:12
MB	BCB 7471 268592	0.0786	1.1460	08 Mar 2013 14:02:38
LCS	BCB 7471 268592	2.6543	0.3457	08 Mar 2013 14:05:04
87924-2	BCB 7471 268592	11.6184	0.5502	08 Mar 2013 14:07:30
87924-2S	BCB 7471 268592	13.4934	0.8706	08 Mar 2013 14:09:56
87924-2SD	BCB 7471 268592	12.2409	0.1762	08 Mar 2013 14:12:22
87924-4	BCB 7471 268592	0.2589	1.3832	08 Mar 2013 14:14:47
87924-6	BCB 7471 268592	1.1389	0.7565	08 Mar 2013 14:17:13
87924-8	BCB 7471 268592	0.8306	0.1842	08 Mar 2013 14:19:39
87924-10	BCB 7471 268592	0.4871	0.3180	08 Mar 2013 14:22:06
87924-12	BCB 7471 268592	0.0876	1.2455	08 Mar 2013 14:24:33
CCV		2.6094	1.0024	08 Mar 2013 14:26:59
CCB		0.0258	4.0256	08 Mar 2013 14:29:27
87924-14	BCB 7471 268592	3.5589	0.3286	08 Mar 2013 14:31:53
87924-16	BCB 7471 268592	0.1633	2.1884	08 Mar 2013 14:34:20
87924-18	BCB 7471 268592	2.4186	0.1694	08 Mar 2013 14:36:49
87924-20	BCB 7471 268592	2.5241	0.9876	08 Mar 2013 14:39:17
87924-22	BCB 7471 268592	1.3965	0.4872	08 Mar 2013 14:41:43
87924-24	BCB 7471 268592	1.2833	1.4966	08 Mar 2013 14:44:10
87924-26	BCB 7471 268592	0.6754	0.3178	08 Mar 2013 14:46:38
87924-28	BCB 7471 268592	2.3992	0.8436	08 Mar 2013 14:49:06
87924-30	BCB 7471 268592	0.2094	0.1137	08 Mar 2013 14:51:32
MB	BCB 7471 268517	0.0512	0.2682	08 Mar 2013 14:54:00
CCV		2.5875	0.5751	08 Mar 2013 14:56:27
CCB		0.0241	1.1395	08 Mar 2013 14:58:55
LCS	BCB 7471 268517	2.6886	1.0941	08 Mar 2013 15:01:23
87904-50	BCB 7471 268517	26.9948	0.6316	08 Mar 2013 15:03:49
87904-50S	BCB 7471 268517	35.6915	0.7502	08 Mar 2013 15:06:17
87904-50SD	BCB 7471 268517	26.7895	0.1040	08 Mar 2013 15:08:44
87904-21	BCB 7471 268517	0.8443	0.6211	08 Mar 2013 15:11:13
87904-51S	BCB 7471 268517	1.9235	0.4634	08 Mar 2013 15:13:42
87904-51SD	BCB 7471 268517	1.7896	0.0886	08 Mar 2013 15:16:09
88022-3	BCB 7471 268517	0.4109	0.6681	08 Mar 2013 15:18:37
88022-4	BCB 7471 268517	0.0769	0.7149	08 Mar 2013 15:21:04
88022-5	BCB 7471 268517	0.0804	1.3994	08 Mar 2013 15:23:31
CCV		2.5973	0.0954	08 Mar 2013 15:25:59
CCB		0.0251	3.0493	08 Mar 2013 15:28:26
88022-6	BCB 7471 268517	0.2606	0.8680	08 Mar 2013 15:30:53
88028-1	BCB 7471 268517	0.0852	0.7388	08 Mar 2013 15:33:19
88028-2	BCB 7471 268517	0.0466	0.7808	08 Mar 2013 15:35:45
88028-3	BCB 7471 268517	0.0882	2.3069	08 Mar 2013 15:38:12
88028-4	BCB 7471 268517	0.0410	0.8862	08 Mar 2013 15:40:41
88028-9	BCB 7471 268517	0.0661	2.3151	08 Mar 2013 15:43:08
88028-10	BCB 7471 268517	0.0524	0.6939	08 Mar 2013 15:45:35
MB	BCB 7471 268515	0.0328	3.6318	08 Mar 2013 15:48:03
LCS	BCB 7471 268515	2.3244	0.3688	08 Mar 2013 15:50:30

C03082013

Method: Hg Norm2

Operator: Admin

Date of Analysis: 08 Mar 2013 10:18:38

Sample ID	Extended ID	Mean	RSD	Date
42534-1	BCB 7471 268515	0.0409	0.0000	08 Mar 2013 15:52:57
CCV		2.4685	0.1004	08 Mar 2013 15:55:25
CCB		0.0231	1.7809	08 Mar 2013 15:57:54
42534-1S	BCB 7471 268515	1.0694	0.3361	08 Mar 2013 16:00:21
42534-1SD	BCB 7471 268515	1.0818	0.4627	08 Mar 2013 16:02:49
42534-2	BCB 7471 268515	2.7384	0.3155	08 Mar 2013 16:05:18
42534-3	BCB 7471 268515	1.8239	0.7251	08 Mar 2013 16:07:46
42534-4	BCB 7471 268515	0.2115	0.5158	08 Mar 2013 16:10:13
42534-5	BCB 7471 268515	27.1682	0.7838	08 Mar 2013 16:12:42
42534-6	BCB 7471 268515	0.2654	0.9701	08 Mar 2013 16:15:11
42534-7	BCB 7471 268515	0.0646	0.2126	08 Mar 2013 16:17:40
42534-8	BCB 7471 268515	0.0564	1.1169	08 Mar 2013 16:20:10
42534-9	BCB 7471 268515	0.0782	2.4336	08 Mar 2013 16:22:37
CCV		2.5701	0.1993	08 Mar 2013 16:25:05
CCB		0.0293	1.6263	08 Mar 2013 16:27:34
42534-10	BCB 7471 268515	1.5520	0.5677	08 Mar 2013 16:29:59
42534-11	BCB 7471 268515	0.1614	1.4472	08 Mar 2013 16:32:28
42534-12	BCB 7471 268515	0.6042	0.1592	08 Mar 2013 16:34:56
87973-2	BCB 7471 268515	0.1616	1.6984	08 Mar 2013 16:37:24
87973-3	BCB 7471 268515	0.1893	0.4533	08 Mar 2013 16:39:51
87973-4	BCB 7471 268515	0.1549	0.1536	08 Mar 2013 16:42:18
87973-5	BCB 7471 268515	0.1389	0.4534	08 Mar 2013 16:44:45
LB	BCB 7471 268515	0.0514	1.3885	08 Mar 2013 16:47:14
87913-3	BCB 7471 268515	0.0563	1.3594	08 Mar 2013 16:49:42
87928-1	BCB 7471 268515	0.4688	1.5014	08 Mar 2013 16:52:09
CCV		2.5923	0.4043	08 Mar 2013 16:54:37
CCB		0.0221	2.2440	08 Mar 2013 16:57:04
87928-2	BCB 7471 268515	0.1208	1.9996	08 Mar 2013 16:59:32
87928-2S	BCB 7471 268515	0.3503	0.5936	08 Mar 2013 17:02:00
87928-2SD	BCB 7471 268515	0.3862	1.0171	08 Mar 2013 17:04:27
MB	BCB 7471 268597	0.0231	2.7204	08 Mar 2013 17:06:55
LCS	BCB 7471 268597	2.7710	0.0976	08 Mar 2013 17:09:24
88069-3	BCB 7471 268597	0.2809	0.9323	08 Mar 2013 17:11:51
88069-4	BCB 7471 268597	0.0698	1.0231	08 Mar 2013 17:14:17
88069-9	BCB 7471 268597	0.0518	0.7017	08 Mar 2013 17:16:44
88069-22	BCB 7471 268597	0.2148	0.5237	08 Mar 2013 17:19:11
88069-23	BCB 7471 268597	0.0798	0.1722	08 Mar 2013 17:21:39
CCV		2.5923	0.5309	08 Mar 2013 17:24:08
CCB		0.0267	4.5671	08 Mar 2013 17:26:36
88069-25	BCB 7471 268597	0.0980	1.7064	08 Mar 2013 17:29:03
88083-3	BCB 7471 268597	0.1119	0.1228	08 Mar 2013 17:31:31
88083-4	BCB 7471 268597	0.1396	1.5475	08 Mar 2013 17:34:01
88083-5	BCB 7471 268597	0.0860	0.6964	08 Mar 2013 17:36:28
88083-6	BCB 7471 268597	0.1301	1.6763	08 Mar 2013 17:38:55
88083-7	BCB 7471 268597	0.0987	0.2783	08 Mar 2013 17:41:24
88067-2	BCB 7471 268597	2.2887	0.6767	08 Mar 2013 17:43:52
88067-2S	BCB 7471 268597	2.1842	0.2577	08 Mar 2013 17:46:21
88067-2SD	BCB 7471 268597	2.7794	0.0680	08 Mar 2013 17:48:48
88065-5	BCB 7471 268597	1.2497	0.2272	08 Mar 2013 17:51:14
CCV		2.6572	0.8029	08 Mar 2013 17:53:42
CCB		0.0268	1.3546	08 Mar 2013 17:56:09
88065-5S	BCB 7471 268597	2.6459	0.8411	08 Mar 2013 17:58:39
88065-5SD	BCB 7471 268597	2.6058	0.1227	08 Mar 2013 18:01:06
88067-18	BCB 7471 268597	3.4433	0.6460	08 Mar 2013 18:03:33
88067-20	BCB 7471 268597	2.4337	0.2404	08 Mar 2013 18:06:01
88065-23	BCB 7471 268597	0.7546	0.4371	08 Mar 2013 18:08:30

C03082013

Method: Hg Norm2

Operator: Admin

Date of Analysis: 08 Mar 2013 10:18:38

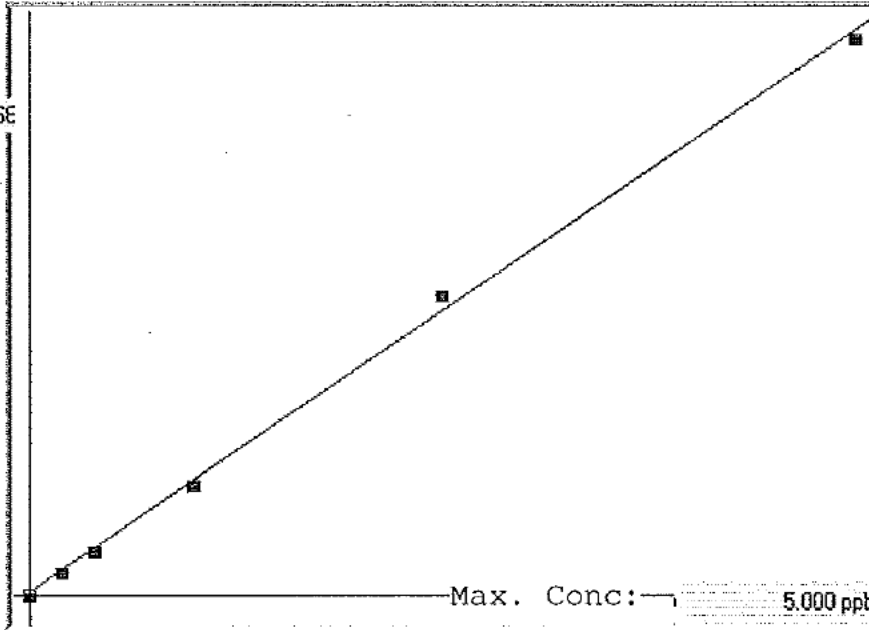
Sample ID	Extended ID	Mean	RSD	Date
MDL1	BCB 7471 268597	0.2585	0.4635	08 Mar 2013 18:10:58
MDL2	BCB 7471 268597	0.2499	0.6666	08 Mar 2013 18:13:27
MDL3	BCB 7471 268597	0.2531	1.2419	08 Mar 2013 18:15:54
MDL4	BCB 7471 268597	0.2544	0.2354	08 Mar 2013 18:18:23
MDL5	BCB 7471 268597	0.1608	0.6673	08 Mar 2013 18:20:50
CCV		2.5733	0.3216	08 Mar 2013 18:23:16
CCB		0.0257	2.9800	08 Mar 2013 18:25:42
MDL6	BCB 7471 268597	0.1469	0.3741	08 Mar 2013 18:28:09
MDL7	BCB 7471 268597	0.1484	0.7232	08 Mar 2013 18:30:35
MDL8	BCB 7471 268597	0.1508	0.7232	08 Mar 2013 18:33:02
RLV	BCB 7471 268597	0.2611	0.7424	08 Mar 2013 18:35:29
87924-2	1/5 BCB 7471 268592	2.4668	0.9602	08 Mar 2013 18:37:56
87924-2S	1/5 BCB 7471 268592	2.8764	1.3274	08 Mar 2013 18:40:22
87924-2SD	1/5 BCB 7471 268592	2.7341	0.4800	08 Mar 2013 18:42:50
87924-4	STR BCB 7471 268592	0.2927	0.1693	08 Mar 2013 18:45:17
87904-50	1/20 BCB 7471 268517	1.4110	0.2041	08 Mar 2013 18:47:44
87904-50S	1/20 BCB 7471 268517	1.8612	0.4354	08 Mar 2013 18:50:12
CCV		2.5780	0.7690	08 Mar 2013 18:52:40
CCB		0.0285	6.2698	08 Mar 2013 18:55:07
87904-50SD	1/20 BCB 7471 268517	1.3751	1.1618	08 Mar 2013 18:57:34
87904-51	STR BCB 7471 268517	0.8841	0.2763	08 Mar 2013 19:00:01
87904-51S	STR BCB 7471 268517	1.9351	0.7787	08 Mar 2013 19:02:28
87904-51SD	STR BCB 7471 268517	1.8015	0.8710	08 Mar 2013 19:04:55
42534-4	1/20 BCB 7471 268515	0.0304	0.7820	08 Mar 2013 19:07:23
42534-5	STR BCB 7471 268515	27.6570	0.4464	08 Mar 2013 19:09:50
42534-6	STR BCB 7471 268515	0.2590	0.6939	08 Mar 2013 19:12:17
CCV		2.6113	0.3859	08 Mar 2013 19:14:44
CCB		0.0323	1.1262	08 Mar 2013 19:17:10

Hg Norm2

Linear

μ Abs.:

1766E



A= 0.0000e+000

B= 2.8049e-004

C= -2.7022e-002

Rho= 0.9991984

Accept=Accepted

Std ID	Conc.	Calc.	Dev.	Mean	SD or %RSD	Rep 1	Rep 2	Rep 3	Rep 4	Rep 5
blank	0.000	-0.013	-0.013	48	6.944	40	48	57		
0.2	0.200	0.190	-0.010	773	1.6 %	758	773	788		
0.4	0.400	0.382	-0.018	1459	0.6 %	1467	1463	1448		
1.0	1.000	0.963	-0.037	3528	0.9 %	3492	3526	3568		
2.5	2.500	2.651	0.151	9546	0.9 %	9434	9569	9637		
5.0	5.000	4.928	-0.072	17665	0.2 %	17642	17640	17715		

C03132013B

Method: Hg Norm2

Operator: Admin

Date of Analysis: 13 Mar 2013 12:05:23

Sample ID	Extended ID	Mean	RSD	Date
blank		48	14.3674	13 Mar 2013 12:07:48
0.2		773	1.5844	13 Mar 2013 12:10:14
0.4		1459	0.5604	13 Mar 2013 12:12:42
1.0		3529	0.8809	13 Mar 2013 12:15:10
3.0		9547	0.8837	13 Mar 2013 12:17:37
5.0		17666	0.1975	13 Mar 2013 12:20:04
ICV		2.9176	1.3364	13 Mar 2013 12:22:30
ICB		-0.0199	-4.0384	13 Mar 2013 12:24:57
CRA		0.1914	0.6804	13 Mar 2013 12:27:22
CCV		2.6742	0.4927	13 Mar 2013 12:29:50
CCB		-0.0182	-1.9187	13 Mar 2013 12:32:16
42534-5	1/20 BCB 268515	1.4808	0.5983	13 Mar 2013 12:34:42
42534-6	STR BCB 268515	0.2204	1.9247	13 Mar 2013 12:37:08
MB	BCB 7471 268926	-0.0028	-30.8968	13 Mar 2013 12:39:34
LCS	BCB 7471 268926	2.5911	0.1421	13 Mar 2013 12:42:00
88144-5	BCB 7471 268926	0.2949	0.6467	13 Mar 2013 12:44:25
88144-6	BCB 7471 268926	0.2844	0.2460	13 Mar 2013 12:46:51
88144-7	BCB 7471 268926	0.3566	0.9873	13 Mar 2013 12:49:16
88144-8	BCB 7471 268926	0.3550	0.5120	13 Mar 2013 12:51:43
88144-13	BCB 7471 268926	0.8997	0.6920	13 Mar 2013 12:54:09
88144-15	BCB 7471 268926	1.1086	0.7498	13 Mar 2013 12:56:38
CCV		2.7884	0.7615	13 Mar 2013 12:59:04
CCB		-0.0145	-3.6492	13 Mar 2013 13:01:33
88144-17	BCB 7471 268926	0.5658	0.0935	13 Mar 2013 13:04:02
88083-3	BCB 7471 268926	0.0806	0.8681	13 Mar 2013 13:06:30
88083-3S	BCB 7471 268926	1.1457	0.1216	13 Mar 2013 13:09:00
88083-3SD	BCB 7471 268926	1.1246	0.1555	13 Mar 2013 13:11:26
88083-4	BCB 7471 268926	0.0653	1.2653	13 Mar 2013 13:13:53
88083-5	BCB 7471 268926	0.0597	2.6093	13 Mar 2013 13:16:19
88083-6	BCB 7471 268926	0.0759	0.0000	13 Mar 2013 13:18:45
88083-7	BCB 7471 268926	0.1429	0.5153	13 Mar 2013 13:21:12
88118-40	BCB 7471 268926	2.5117	1.2761	13 Mar 2013 13:23:38
88118-41	BCB 7471 268926	2.0564	0.4420	13 Mar 2013 13:26:04
CCV		2.8030	0.5958	13 Mar 2013 13:28:30
CCB		-0.0131	-5.6237	13 Mar 2013 13:30:57
88118-42	BCB 7471 268926	2.6453	0.5115	13 Mar 2013 13:33:23
88118-43	BCB 7471 268926	4.1513	0.3974	13 Mar 2013 13:35:49
88118-43S	BCB 7471 268926	5.4190	0.1843	13 Mar 2013 13:38:16
88118-43SD	BCB 7471 268926	4.7732	0.6731	13 Mar 2013 13:40:43
88140-1	BCB 7471 268926	0.0076	9.7228	13 Mar 2013 13:43:10
88140-8	BCB 7471 268926	0.0349	1.6527	13 Mar 2013 13:45:37
88140-9	BCB 7471 268926	0.0541	1.7614	13 Mar 2013 13:48:04
MB	BCB 7471 268924	-0.0033	-10.6859	13 Mar 2013 13:50:30
LCS	BCB 7471 268924	2.6081	0.3733	13 Mar 2013 13:52:56
88176-5	BCB 7471 268924	4.7575	0.0601	13 Mar 2013 13:55:22
CCV		2.7463	0.5158	13 Mar 2013 13:57:48
CCB		-0.0151	-3.4916	13 Mar 2013 14:00:17
88176-5S	BCB 7471 268924	3.4309	0.4915	13 Mar 2013 14:02:43
88176-5SD	BCB 7471 268924	3.6511	0.8612	13 Mar 2013 14:05:10
88176-15	BCB 7471 268924	1.3231	0.5257	13 Mar 2013 14:07:37
88176-22	BCB 7471 268924	3.9256	0.6255	13 Mar 2013 14:10:05
88176-23	BCB 7471 268924	1.7740	0.3052	13 Mar 2013 14:12:32
88176-25	BCB 7471 268924	4.2631	0.2868	13 Mar 2013 14:14:59
88176-33	BCB 7471 268924	5.0909	0.2636	13 Mar 2013 14:17:26
88102-1	BCB 7471 268924	6.5948	0.0841	13 Mar 2013 14:19:53
88127-1	BCB 7471 268924	5.4355	0.6113	13 Mar 2013 14:22:19

C03132013B

Method: Hg Norm2

Operator: Admin

Date of Analysis: 13 Mar 2013 12:05:23

Sample ID	Extended ID	Mean	RSD	Date
MB	BCB 7471 268902	-0.0025	-29.1470	13 Mar 2013 14:24:45
CCV		2.7571	0.3156	13 Mar 2013 14:27:11
CCB		-0.0158	-5.7971	13 Mar 2013 14:29:39
LCS	BCB 7471 268902	2.7746	0.7122	13 Mar 2013 14:32:04
88088-1	BCB 7471 268902	0.4822	1.0505	13 Mar 2013 14:34:31
88088-2	BCB 7471 268902	0.0752	2.7477	13 Mar 2013 14:36:58
88088-5	BCB 7471 268902	0.1139	1.6131	13 Mar 2013 14:39:24
88088-7	BCB 7471 268902	0.4890	1.1027	13 Mar 2013 14:41:51
88088-9	BCB 7471 268902	0.1487	0.4952	13 Mar 2013 14:44:19
88088-11	BCB 7471 268902	0.4598	0.1886	13 Mar 2013 14:46:46
88088-13	BCB 7471 268902	0.1863	0.2558	13 Mar 2013 14:49:13
88088-14	BCB 7471 268902	0.0410	0.3222	13 Mar 2013 14:51:41
88088-17	BCB 7471 268902	0.1631	0.3244	13 Mar 2013 14:54:08
CCV		2.7851	0.1620	13 Mar 2013 14:56:35
CCB		-0.0137	-9.2393	13 Mar 2013 14:59:03
88088-19	BCB 7471 268902	0.1861	0.2562	13 Mar 2013 15:01:28
88088-19S	BCB 7471 268902	1.5006	0.5201	13 Mar 2013 15:03:55
88088-19SD	BCB 7471 268902	1.2960	0.2743	13 Mar 2013 15:06:23
88088-21	BCB 7471 268902	0.1623	0.7332	13 Mar 2013 15:08:49
88088-22	BCB 7471 268902	0.3637	0.3932	13 Mar 2013 15:11:18
88088-23	BCB 7471 268902	0.0800	1.4685	13 Mar 2013 15:13:47
88088-26	BCB 7471 268902	0.2405	0.9151	13 Mar 2013 15:16:17
88088-28	BCB 7471 268902	2.0764	0.5626	13 Mar 2013 15:18:43
88088-30	BCB 7471 268902	1.0748	0.3674	13 Mar 2013 15:21:13
88088-32	BCB 7471 268902	0.9069	0.2542	13 Mar 2013 15:23:42
CCV		2.8181	0.5769	13 Mar 2013 15:26:11
CCB		-0.0119	-8.8375	13 Mar 2013 15:28:40
88088-33	BCB 7471 268902	0.1382	0.4972	13 Mar 2013 15:31:10
MB	BCB 7471 268869	0.0219	6.3102	13 Mar 2013 15:33:37
LCS	BCB 7471 268869	2.6397	0.3078	13 Mar 2013 15:36:04
88125-3	BCB 7471 268869	0.0548	0.4827	13 Mar 2013 15:38:31
88125-4	BCB 7471 268869	0.2231	0.4274	13 Mar 2013 15:40:58
88125-4S	BCB 7471 268869	1.1601	0.2515	13 Mar 2013 15:43:25
88125-4SD	BCB 7471 268869	1.1514	0.6538	13 Mar 2013 15:45:52
88125-5	BCB 7471 268869	0.0748	0.6124	13 Mar 2013 15:48:22
88125-6	BCB 7471 268869	0.0423	3.7936	13 Mar 2013 15:50:51
88065-5	BCB 7471 268869	1.5207	0.4490	13 Mar 2013 15:53:18
CCV		2.8396	0.9909	13 Mar 2013 15:55:48
CCB		-0.0147	-4.1275	13 Mar 2013 15:58:17
88065-5S	BCB 7471 268869	2.5123	0.8138	13 Mar 2013 16:00:46
88065-5SD	BCB 7471 268869	2.5022	0.6786	13 Mar 2013 16:03:14
88065-25	BCB 7471 268869	1.3767	0.5214	13 Mar 2013 16:05:42
88067-2	BCB 7471 268869	1.1605	1.4097	13 Mar 2013 16:08:09
88067-2S	BCB 7471 268869	2.0820	0.4934	13 Mar 2013 16:10:36
88067-2SD	BCB 7471 268869	2.1248	0.5428	13 Mar 2013 16:13:03
88067-18	BCB 7471 268869	3.2450	0.2978	13 Mar 2013 16:15:32
88067-20	BCB 7471 268869	2.2409	1.2105	13 Mar 2013 16:18:00
88067-33	BCB 7471 268869	1.3169	0.3319	13 Mar 2013 16:20:28
88067-34	BCB 7471 268869	5.1125	0.1647	13 Mar 2013 16:22:56
CCV		2.4893	1.5499	13 Mar 2013 16:25:24
CCB		-0.0185	-4.6833	13 Mar 2013 16:27:54
88067-35	BCB 7471 268869	2.4184	0.5195	13 Mar 2013 16:30:20
88118-11	BCB 7471 268869	1.9343	1.0721	13 Mar 2013 16:32:49
88118-11S	BCB 7471 268869	2.1400	1.0966	13 Mar 2013 16:35:16
88118-11SD	BCB 7471 268869	3.8934	1.0717	13 Mar 2013 16:37:44
88118-27	BCB 7471 268869	1.6148	0.9765	13 Mar 2013 16:40:11

C03132013B

Method: Hg Norm2

Operator: Admin

Date of Analysis: 13 Mar 2013 12:05:23

Sample ID	Extended ID	Mean	RSD	Date
88118-31	BCB 7471 268869	2.2585	0.2943	13 Mar 2013 16:42:40
88118-38	BCB 7471 268869	1.3803	1.4301	13 Mar 2013 16:45:10
LB	BCB 7471 268869	-0.0164	-2.4242	13 Mar 2013 16:47:37
88084-3	BCB 7471 268869	0.1319	0.7828	13 Mar 2013 16:50:04
88084-3S	BCB 7471 268869	0.1424	2.3692	13 Mar 2013 16:52:31
CCV		2.6728	1.7656	13 Mar 2013 16:54:59
CCB		-0.0179	-3.9177	13 Mar 2013 16:57:28
88084-3SD	BCB 7471 268869	0.2393	1.8062	13 Mar 2013 16:59:57
MB	BCB 7471 268866	-0.0114	-8.1134	13 Mar 2013 17:02:26
LCS	BCB 7471 268866	2.6370	0.4473	13 Mar 2013 17:04:54
88014-1	BCB 7471 268866	0.4271	0.7033	13 Mar 2013 17:07:23
88014-1S	BCB 7471 268866	1.3088	0.5888	13 Mar 2013 17:09:52
88014-1SD	BCB 7471 268866	1.3420	0.5173	13 Mar 2013 17:12:22
88014-5	BCB 7471 268866	0.2512	0.1823	13 Mar 2013 17:14:54
88014-6	BCB 7471 268866	2.4897	0.9107	13 Mar 2013 17:17:24
88014-8	BCB 7471 268866	0.8931	0.1156	13 Mar 2013 17:19:53
88014-10	BCB 7471 268866	2.0975	0.1077	13 Mar 2013 17:22:23
CCV		2.7575	0.3411	13 Mar 2013 17:24:52
CCB		-0.0150	0.0000	13 Mar 2013 17:27:22
88014-12	BCB 7471 268866	0.2989	1.1894	13 Mar 2013 17:29:48
88014-14	BCB 7471 268866	0.1860	0.0711	13 Mar 2013 17:32:17
8801418	BCB 7471 268866	0.1987	0.8804	13 Mar 2013 17:34:46
88014-22	BCB 7471 268866	0.3122	0.1527	13 Mar 2013 17:37:15
88014-26	BCB 7471 268866	0.4535	1.0582	13 Mar 2013 17:39:44
88014-30	BCB 7471 268866	0.3428	0.6026	13 Mar 2013 17:42:14
88014-36	BCB 7471 268866	5.3973	0.5264	13 Mar 2013 17:44:44
88014-38	BCB 7471 268866	0.2949	0.8934	13 Mar 2013 17:47:16
88014-40	BCB 7471 268866	5.5487	1.0790	13 Mar 2013 17:49:48
88014-44	BCB 7471 268866	0.3926	0.3548	13 Mar 2013 17:52:17
CCV		2.7826	0.6035	13 Mar 2013 17:54:46
CCB		-0.0120	-5.8457	13 Mar 2013 17:57:15
88014-46	BCB 7471 268866	0.4790	1.2936	13 Mar 2013 17:59:43
CCV		2.8100	0.6311	13 Mar 2013 18:02:15
CCB		-0.0121	-6.1032	13 Mar 2013 18:04:47
CCV		2.6612	0.2196	14 Mar 2013 09:00:14
CCB		-0.0109	-4.3576	14 Mar 2013 09:02:40
MB	BCB 7471 268952	-0.0135	-4.2804	14 Mar 2013 09:05:06
LCS	BCB 7471 268952	2.7334	0.0953	14 Mar 2013 09:07:32
88183-3	BCB 7471 268952	0.0571	0.4009	14 Mar 2013 09:09:58
88183-3S	BCB 7471 268952	0.9754	1.0169	14 Mar 2013 09:12:23
88183-3SD	BCB 7471 268952	1.0132	0.3270	14 Mar 2013 09:14:49
88183-4	BCB 7471 268952	0.0510	4.3574	14 Mar 2013 09:17:14
88183-5	BCB 7471 268952	0.0635	0.5511	14 Mar 2013 09:19:40
88183-6	BCB 7471 268952	0.0649	2.1566	14 Mar 2013 09:22:06
88183-7	BCB 7471 268952	0.0689	0.6647	14 Mar 2013 09:24:32
88118-43	1/5 BCB 268926	0.7953	0.1637	14 Mar 2013 09:26:59
CCV		2.7819	0.4708	14 Mar 2013 09:29:26
CCB		-0.0076	-8.7281	14 Mar 2013 09:31:52
88118-43S	1/5 BCB 268926	0.9887	0.8846	14 Mar 2013 09:34:18
88118-43SD	1/5 BCB 268926	0.9422	0.7054	14 Mar 2013 09:36:45
88176-33	1/5 BCB 268924	0.9898	0.2150	14 Mar 2013 09:39:12
88102-1	1/5 BCB 268924	1.3748	0.5435	14 Mar 2013 09:41:38
88127-1	1/5 BCB 268924	0.8066	2.0622	14 Mar 2013 09:44:04
88067-34	1/5 BCB 268869	1.0449	0.3604	14 Mar 2013 09:46:30
88014-34	STR BCB 268866	5.6181	0.7870	14 Mar 2013 09:48:55
88014-36	STR BCB 268866	0.2714	0.7356	14 Mar 2013 09:51:21

C03132013B

Method: Hg Norm2

Operator: Admin

Date of Analysis: 13 Mar 2013 12:05:23

Sample ID	Extended ID	Mean	RSD	Date
88014-38	STR BCB 268866	5.4138	0.4358	14 Mar 2013 09:53:47
88014-40	STR BCB 268866	0.3892	0.3276	14 Mar 2013 09:56:13
CCV		2.8288	0.6505	14 Mar 2013 09:58:39
CCB		-0.0077	-5.1730	14 Mar 2013 10:01:07
88014-44	STR BCB 268866	0.4790	0.4141	14 Mar 2013 10:03:33
88014-46	STR BCB 268866	0.5164	1.6388	14 Mar 2013 10:06:00
CCV		2.9147	0.4144	14 Mar 2013 10:08:28
CCB		-0.0043	-5.3233	14 Mar 2013 10:10:55
88014-34	1/5 BCB 268866	1.0180	0.3616	14 Mar 2013 10:29:20
88014-38	1/5 BCB 268866	1.0251	0.0894	14 Mar 2013 10:31:47
CCV		2.7921	0.3752	14 Mar 2013 10:34:14
CCB		-0.0062	-17.5352	14 Mar 2013 10:36:42

METALS BATCH WORKSHEET

Lab Name: TestAmerica Savannah Job No.: 680-88067-3

SDG No.: 68088067-3

Batch Number: 268728 Batch Start Date: 03/08/13 13:56 Batch Analyst: Moore, Ron A

Batch Method: 3050B Batch End Date: 03/08/13 16:49

Lab Sample ID	Client Sample ID	Method Chain	Basis	CalcMsg	InitialAmount	FinalAmount	MS lcs1cpi 00037	MS LCS2_wk 00142	
MB 680-268728/1		3050B, 6010C		CALC NOT SET TO RUN	1.05 g	100 mL			
LCS 680-268728/2		3050B, 6010C		CALC NOT SET TO RUN	1.04 g	100 mL	1 mL	1 mL	
680-88067-B-2	CV0552B-CS-SP	3050B, 6010C	T	CALC NOT SET TO RUN	1.00 g	100 mL			
680-88067-B-2 MS	CV0552B-CS-SP	3050B, 6010C	T	CALC NOT SET TO RUN	1.04 g	100 mL	1 mL	1 mL	
680-88067-B-2 MSD	CV0552B-CS-SP	3050B, 6010C	T	CALC NOT SET TO RUN	1.04 g	100 mL	1 mL	1 mL	
680-88067-B-18	CV0388B-CS	3050B, 6010C	T	CALC NOT SET TO RUN	1.06 g	100 mL			
680-88067-B-20	CV0341B-CS-SP	3050B, 6010C	T	CALC NOT SET TO RUN	1.14 g	100 mL			
680-88067-A-33	CV0552B-CS-SP (sieve)	3050B, 6010C	T	CALC NOT SET TO RUN	1.03 g	100 mL			
680-88067-A-34	CV0388B-CS (sieve)	3050B, 6010C	T	CALC NOT SET TO RUN	1.03 g	100 mL			
680-88067-A-35	CV0341B-CS-SP (sieve)	3050B, 6010C	T	CALC NOT SET TO RUN	1.10 g	100 mL			

The pound sign (#) in the amount added field denotes that the reagent was used undiluted. All calculations are performed using the stated concentration for this reagent.

METALS BATCH WORKSHEET

Lab Name: TestAmerica Savannah Job No.: 680-88067-3

SDG No.: 68088067-3

Batch Number: 268728 Batch Start Date: 03/08/13 13:56 Batch Analyst: Moore, Ron A

Batch Method: 3050B Batch End Date: 03/08/13 16:49

Batch Notes	
Analyst	RM
Balance ID	25
Blank Soil Lot Number	P-TEPHCH-00013 2958846
Hydrogen peroxide lot number	52223236
Lot # of hydrochloric acid	0000024317
Lot # of Nitric Acid	L10022
Hood ID or number	9
Hot Block ID number	10
Nominal Amount Used	1.0 g
Pipette ID	ME 4
Perform Calculation (0=No, 1=Yes)	0
Temperature	96 Degrees C
ID number of the thermometer	MEPREP 14
Digestion Tube/Cup Lot #	147592-264

Basis	Basis Description
T	Total/NA

The pound sign (#) in the amount added field denotes that the reagent was used undiluted. All calculations are performed using the stated concentration for this reagent.

METALS BATCH WORKSHEET

Lab Name: TestAmerica Savannah Job No.: 680-88067-3

SDG No.: 68088067-3

Batch Number: 268515 Batch Start Date: 03/07/13 11:20 Batch Analyst: Umbehr, Uli

Batch Method: 7471A Batch End Date: 03/07/13 18:00

Lab Sample ID	Client Sample ID	Method Chain	Basis	InitialAmount	FinalAmount	hg_icvint 00083	Hg_Int_Cal 00089	AnalysisComment	
CCV 680-268515/34		7471A, 7471B		50 mL	50 mL		0.25 mL		
CCB 680-268515/35		7471A, 7471B		50 mL	50 mL				
ICV 680-268515/37		7471A, 7471B		50 mL	50 mL	0.15 mL			
ICB 680-268515/38		7471A, 7471B		50 mL	50 mL				
CRA 680-268515/39		7471A, 7471B		50 mL	50 mL		0.02 mL	0.20 standard used	

The pound sign (#) in the amount added field denotes that the reagent was used undiluted. All calculations are performed using the stated concentration for this reagent.

METALS BATCH WORKSHEET

Lab Name: TestAmerica Savannah Job No.: 680-88067-3

SDG No.: 68088067-3

Batch Number: 268515 Batch Start Date: 03/07/13 11:20 Batch Analyst: Umbehr, Uli

Batch Method: 7471A Batch End Date: 03/07/13 18:00

Batch Notes	
Hydroxylamine Sulfate Lot Number	2965828
Hydroxylamine Hydrochloride Lot	3001958
Aqua Regia Lot Number	3001953
Balance ID	27
Blank Soil Lot Number	2021822
Sulfuric Acid Lot Number	2956908
Lot # of hydrochloric acid	2968294
Lot # of Nitric Acid	2950992
Hood ID or number	WB2
Hot Block ID number	11, 12
Potassium Persulfate Lot Number	3001730
Potassium Permanganate Lot Number	2384878
NaCL Lot #	2891381
Nominal Amount Used	0.5 - 0.6 g g
Oven, Bath or Block Temperature 1	95 Degrees C
Oven, Bath or Block Temperature 2	95 Degrees C
Pipette ID	ME1, ME7, ME10
Repittetor Volume Check	01/03/13
Stannous Chloride Lot Number	3001827
SOP Number	ME1, ME7, ME10
ID number of the thermometer	ME9, ME10
Digestion Tube/Cup Lot #	J147592-264-100
Uncorrected Temperature	95 Celsius
Uncorrected Temperature 2	95 Celsius

Basis	Basis Description

The pound sign (#) in the amount added field denotes that the reagent was used undiluted. All calculations are performed using the stated concentration for this reagent.

METALS BATCH WORKSHEET

Lab Name: TestAmerica Savannah Job No.: 680-88067-3

SDG No.: 68088067-3

Batch Number: 268597 Batch Start Date: 03/07/13 16:02 Batch Analyst: Umbehr, Uli

Batch Method: 7471B Batch End Date: 03/08/13 09:45

Lab Sample ID	Client Sample ID	Method Chain	Basis	InitialAmount	FinalAmount	Hg_Int_Cal 00089			
MB 680-268597/1		7471B, 7471B		0.52 g	50 mL				
LCS 680-268597/2		7471B, 7471B		0.57 g	50 mL	0.25 mL			
680-88067-B-2	CV0552B-CS-SP	7471B, 7471B	T	0.55 g	50 mL				
680-88067-B-2 MS	CV0552B-CS-SP	7471B, 7471B	T	0.52 g	50 mL	0.1 mL			
680-88067-B-2 MSD	CV0552B-CS-SP	7471B, 7471B	T	0.55 g	50 mL	0.1 mL			
680-88067-B-18	CV0388B-CS	7471B, 7471B	T	0.59 g	50 mL				
680-88067-B-20	CV0341B-CS-SP	7471B, 7471B	T	0.55 g	50 mL				

The pound sign (#) in the amount added field denotes that the reagent was used undiluted. All calculations are performed using the stated concentration for this reagent.

METALS BATCH WORKSHEET

Lab Name: TestAmerica Savannah Job No.: 680-88067-3

SDG No.: 68088067-3

Batch Number: 268597 Batch Start Date: 03/07/13 16:02 Batch Analyst: Umbehr, Uli

Batch Method: 7471B Batch End Date: 03/08/13 09:45

Batch Notes	
Hydroxylamine Sulfate Lot Number	2965828
Hydroxylamine Hydrochloride Lot	3001958
Aqua Regia Lot Number	3001953
Balance ID	27
Blank Soil Lot Number	2021822
Sulfuric Acid Lot Number	2956908
Lot # of hydrochloric acid	2968294
Lot # of Nitric Acid	2950992
Hood ID or number	WB2
Hot Block ID number	11, 12
Potassium Persulfate Lot Number	3001730
Potassium Permanganate Lot Number	2384878
NaCL Lot #	2891381
Nominal Amount Used	0.5 - 0.6 g g
Oven, Bath or Block Temperature 1	95 Degrees C
Oven, Bath or Block Temperature 2	95 Degrees C
Pipette ID	ME1, ME7, ME10
Repittetor Volume Check	01/03/13
Stannous Chloride Lot Number	3001827
SOP Number	ME1, ME7, ME10
ID number of the thermometer	ME9, ME10
Digestion Tube/Cup Lot #	J147592-264-100
Uncorrected Temperature	95 Celsius
Uncorrected Temperature 2	95 Celsius

Basis	Basis Description
T	Total/NA

The pound sign (#) in the amount added field denotes that the reagent was used undiluted. All calculations are performed using the stated concentration for this reagent.

METALS BATCH WORKSHEET

Lab Name: TestAmerica Savannah Job No.: 680-88067-3

SDG No.: 68088067-3

Batch Number: 268866 Batch Start Date: 03/11/13 10:02 Batch Analyst: Umbehr, Uli

Batch Method: 7471A Batch End Date: 03/12/13 10:00

Lab Sample ID	Client Sample ID	Method Chain	Basis	InitialAmount	FinalAmount	hg_icvint 00084	Hg_Int_Cal 00090	AnalysisComment	
CCV 680-268866/29		7471A, 7471B		50 mL	50 mL		0.25 mL		
CCB 680-268866/30		7471A, 7471B		50 mL	50 mL	0.15 mL			
ICV 680-268866/31		7471A, 7471B		50 mL	50 mL	0.15 mL			
ICB 680-268866/32		7471A, 7471B		50 mL	50 mL				
CRA 680-268866/33		7471A, 7471B		50 mL	50 mL		0.02 mL	0.20 standard used.	

The pound sign (#) in the amount added field denotes that the reagent was used undiluted. All calculations are performed using the stated concentration for this reagent.

METALS BATCH WORKSHEET

Lab Name: TestAmerica Savannah Job No.: 680-88067-3

SDG No.: 68088067-3

Batch Number: 268866 Batch Start Date: 03/11/13 10:02 Batch Analyst: Umbehr, Uli

Batch Method: 7471A Batch End Date: 03/12/13 10:00

Batch Notes	
Hydroxylamine Sulfate Lot Number	2965828
Hydroxylamine Hydrochloride Lot	3001958
Aqua Regia Lot Number	3001953
Balance ID	27
Blank Soil Lot Number	2021822
Sulfuric Acid Lot Number	2956908
Lot # of hydrochloric acid	2968294
Lot # of Nitric Acid	2950992
Hood ID or number	WB2
Hot Block ID number	11, 12
Potassium Persulfate Lot Number	3001730
Potassium Permanganate Lot Number	2384878
NaCL Lot #	2891381
Nominal Amount Used	0.5 - 0.6 g g
Oven, Bath or Block Temperature 1	95 Degrees C
Oven, Bath or Block Temperature 2	95 Degrees C
Pipette ID	ME1, ME7, ME10
Repittetor Volume Check	01/03/13
Stannous Chloride Lot Number	3001827
SOP Number	ME1, ME7, ME10
ID number of the thermometer	ME9, ME10
Digestion Tube/Cup Lot #	J147592-264-100
Uncorrected Temperature	95 Celsius
Uncorrected Temperature 2	95 Celsius

Basis	Basis Description

The pound sign (#) in the amount added field denotes that the reagent was used undiluted. All calculations are performed using the stated concentration for this reagent.

METALS BATCH WORKSHEET

Lab Name: TestAmerica Savannah Job No.: 680-88067-3

SDG No.: 68088067-3

Batch Number: 268869 Batch Start Date: 03/11/13 10:09 Batch Analyst: Umbehr, Uli

Batch Method: 7471B Batch End Date: 03/12/13 10:00

Lab Sample ID	Client Sample ID	Method Chain	Basis	InitialAmount	FinalAmount	Hg_Int_Cal 00090			
MB 680-268869/1		7471B, 7471B		0.50 g	50 mL				
LCS 680-268869/2		7471B, 7471B		0.55 g	50 mL	0.25 mL			
680-88067-A-33	CV0552B-CS-SP (sieve)	7471B, 7471B	T	0.53 g	50 mL				
680-88067-A-34	CV0388B-CS (sieve)	7471B, 7471B	T	0.59 g	50 mL				
680-88067-A-35	CV0341B-CS-SP (sieve)	7471B, 7471B	T	0.54 g	50 mL				

The pound sign (#) in the amount added field denotes that the reagent was used undiluted. All calculations are performed using the stated concentration for this reagent.

METALS BATCH WORKSHEET

Lab Name: TestAmerica Savannah Job No.: 680-88067-3

SDG No.: 68088067-3

Batch Number: 268869 Batch Start Date: 03/11/13 10:09 Batch Analyst: Umbehr, Uli

Batch Method: 7471B Batch End Date: 03/12/13 10:00

Batch Notes	
Hydroxylamine Sulfate Lot Number	2965828
Hydroxylamine Hydrochloride Lot	3001958
Aqua Regia Lot Number	3001953
Balance ID	27
Blank Soil Lot Number	2021822
Sulfuric Acid Lot Number	2956908
Lot # of hydrochloric acid	2968294
Lot # of Nitric Acid	2950992
Hood ID or number	WB2
Hot Block ID number	11, 12
Potassium Persulfate Lot Number	3001730
Potassium Permanganate Lot Number	2384878
NaCL Lot #	2891381
Nominal Amount Used	0.5 - 0.6 g g
Oven, Bath or Block Temperature 1	95 Degrees C
Oven, Bath or Block Temperature 2	95 Degrees C
Pipette ID	ME1, ME7, ME10
Repittetor Volume Check	01/03/13
Stannous Chloride Lot Number	3001827
SOP Number	ME1, ME7, ME10
ID number of the thermometer	ME9, ME10
Digestion Tube/Cup Lot #	J147592-264-100
Uncorrected Temperature	95 Celsius
Uncorrected Temperature 2	95 Celsius

Basis	Basis Description
T	Total/NA

The pound sign (#) in the amount added field denotes that the reagent was used undiluted. All calculations are performed using the stated concentration for this reagent.

ANALYSIS REQUEST AND CHAIN OF CUSTODY RECORD

TestAmerica

THE LEADER IN ENVIRONMENTAL TESTING

TestAmerica Savannah
5102 LaRoche Avenue
Savannah, GA 31404

Website: www.testamericainc.com
Phone: (912) 354-7858
Fax: (912) 352-0165

Alternate Laboratory Name/Location

Phone:
Fax:

PROJECT REFERENCE 35th Avenue Removal	PROJECT NO.	PROJECT LOCATION (STATE) AL	MATRIX TYPE	REQUIRED ANALYSIS	PAGE 1	OF 4
TAL (LAB) PROJECT MANAGER Lisa Nancy	P.O. NUMBER 2005148-1356	CONTRACT NO.			STANDARD REPORT DELIVERY <input type="checkbox"/>	
		CLIENT FAX			DATE DUE _____	

(b) (6)
(b) (6)
(b) (6)

CLIENT NAME CLIENT E-MAIL

COMPOSITE (C) OR GRAB (G) INDICATE
AQUEOUS (WATER)
SOLID OR SEMISOLID
AIR
NONAQUEOUS LIQUID (OIL, SOLVENT, ...)

LUCAH
RCRA 8

PRESERVATIVE

EXPEDITED REPORT DELIVERY (SURCHARGE)
DATE DUE _____
NUMBER OF COOLERS SUBMITTED PER SHIPMENT:

SAMPLE		SAMPLE IDENTIFICATION	COMPOSITE (C) OR GRAB (G) INDICATE	AQUEOUS (WATER)	SOLID OR SEMISOLID	AIR	NONAQUEOUS LIQUID (OIL, SOLVENT, ...)	NUMBER OF CONTAINERS SUBMITTED				REMARKS
DATE	TIME											
3/5/13	1048	CV03998-CS-SP										
	0955	CV0552A-CS-SP	C	✓			X					
	1010	CV0552B-CS-SP	C	✓			X	X				
	0853	CV0558A-CS-SP	C	✓			X					
	0905	CV0558B-CS-SP	C	✓			X					
	0840	FM0301A-CS	C	✓			X					
	1050	HP0023A-CS	C	✓			X					
	11:00	HP0023B-CS	C	✓			X					
	1240	HP0253A-CS	C	✓			X					
	1250	HP0253B-CS	C	✓			X					
	1250	HP0253B-CS0	C	✓			X					
	1300	HP0255A-CS	C	✓			X					

RELINQUISHED BY: (SIGNATURE) <i>[Signature]</i>	DATE 3/6/13	TIME 1800	RELINQUISHED BY: (SIGNATURE)	DATE	TIME	RELINQUISHED BY: (SIGNATURE)	DATE	TIME
RECEIVED BY: (SIGNATURE)	DATE	TIME	RECEIVED BY: (SIGNATURE)	DATE	TIME	RECEIVED BY: (SIGNATURE)	DATE	TIME

RECEIVED FOR LABORATORY BY: (SIGNATURE) <i>[Signature]</i>	DATE 03/07/13	TIME 0944	CUSTODY INTACT YES <input type="checkbox"/> NO <input type="checkbox"/>	CUSTODY SEAL NO.	SAVANNAH LOG NO. 650 88067	LABORATORY REMARKS 2.8 °C
---	-------------------------	---------------------	---	------------------	--	-------------------------------------

ANALYSIS REQUEST AND CHAIN OF CUSTODY RECORD

TestAmerica

THE LEADER IN ENVIRONMENTAL TESTING

TestAmerica Savannah
5102 LaRoche Avenue
Savannah, GA 31404

Website: www.testamericainc.com
Phone: (912) 354-7858
Fax: (912) 352-0165

Alternate Laboratory Name/Location

Phone:
Fax:

PROJECT REFERENCE <i>35th Avenue Removal</i>		PROJECT NO.	PROJECT LOCATION (STATE) <i>AL</i>	MATRIX TYPE	REQUIRED ANALYSIS	PAGE <i>2</i>	OF <i>4</i>
TAL (LAB) PROJECT MANAGER <i>Lisa Nancy</i>		P.O. NUMBER <i>00051401356</i>	CONTRACT NO.			STANDARD REPORT DELIVERY <input type="checkbox"/>	DATE DUE _____
CLIENT CONTACT		CLIENT PHONE	CLIENT FAX	NONAQUEOUS LIQUID (OIL, SOLVENT, ...)		EXPEDITED REPORT DELIVERY (SURCHARGE) <input type="checkbox"/>	
				PRESERVATIVE		DATE DUE _____	

(b) (6)
(b) (6)
(b) (6)

SAMPLE		SAMPLE IDENTIFICATION	COMPOSITE (C) OR GRAB (G) INDICATE	AQUEOUS (WATER)	SOLID OR SEMISOLID	AIR	NONAQUEOUS LIQUID (OIL, SOLVENT, ...)	NUMBER OF CONTAINERS SUBMITTED				REMARKS
DATE	TIME											

<i>3/5/13</i>	<i>0910</i>	<i>CV0281A-CS</i>	<i>C</i>	<i>✓</i>			<i>X</i>						
	<i>0920</i>	<i>CV0281B-CS</i>	<i>C</i>	<i>✓</i>			<i>X</i>						
	<i>1244</i>	<i>CV0339A-CS-SP</i>	<i>C</i>	<i>✓</i>			<i>X</i>						
	<i>1254</i>	<i>CV0339B-CS-SP</i>	<i>C</i>	<i>✓</i>			<i>X</i>						
	<i>10:10</i>	<i>CV0388A-CS</i>	<i>C</i>	<i>✓</i>			<i>X</i>						
	<i>10:10</i>	<i>CV0388A-CS0</i>	<i>C</i>	<i>✓</i>			<i>X</i>						
	<i>10:20</i>	<i>CV0388B-CS</i>	<i>C</i>	<i>✓</i>			<i>X</i>	<i>X</i>					
	<i>1307</i>	<i>CV0341A-CS-SP</i>	<i>C</i>	<i>✓</i>			<i>X</i>						
	<i>1315</i>	<i>CV0341B-CS-SP</i>	<i>C</i>	<i>✓</i>			<i>X</i>	<i>X</i>					
	<i>1038</i>	<i>CV0399A-CS-SP</i>	<i>C</i>	<i>✓</i>			<i>X</i>						
	<i>1048</i>	<i>CV0399B-CS-SP</i>	<i>C</i>	<i>✓</i>			<i>X</i>						
		<i>0955 CV0552A-CS-SP</i>											

RELINQUISHED BY: (SIGNATURE) <i>[Signature]</i>	DATE <i>3/6/13</i>	TIME <i>1800</i>	RELINQUISHED BY: (SIGNATURE)	DATE	TIME	RELINQUISHED BY: (SIGNATURE)	DATE	TIME
RECEIVED BY: (SIGNATURE)	DATE	TIME	RECEIVED BY: (SIGNATURE)	DATE	TIME	RECEIVED BY: (SIGNATURE)	DATE	TIME

RECEIVED FOR LABORATORY BY: (SIGNATURE) <i>[Signature]</i>					DATE <i>03/07/13</i>	TIME <i>0944</i>	CUSTODY INTACT YES <input type="checkbox"/> NO <input type="checkbox"/>	CUSTODY SEAL NO.	SAVANNAH LOG NO. <i>88067</i>	LABORATORY REMARKS <i>2.8</i>
---	--	--	--	--	-------------------------	---------------------	---	------------------	----------------------------------	----------------------------------

ANALYSIS REQUEST AND CHAIN OF CUSTODY RECORD

TestAmerica

THE LEADER IN ENVIRONMENTAL TESTING

TestAmerica Savannah
5102 LaRoche Avenue
Savannah, GA 31404

Website: www.testamericainc.com
Phone: (912) 354-7858
Fax: (912) 352-0165

Alternate Laboratory Name/Location

Phone:
Fax:

PROJECT REFERENCE <i>35th Avenue Roadwork</i>	PROJECT NO.	PROJECT LOCATION (STATE) <i>FL</i>	MATRIX TYPE	REQUIRED ANALYSIS	PAGE <i>3</i> OF <i>4</i>
TAL (LAB) PROJECT MANAGER <i>Lisa Harvey</i>	P.O. NUMBER <i>200548-1356</i>	CONTRACT NO.	COMPOSITE (C) OR GRAB (G) INDICATE AQUEOUS (WATER) SOLID OR SEMISOLID AIR NONAQUEOUS LIQUID (OIL, SOLVENT, ...) <i>LCRA</i> <i>OCRA</i>	PRESERVATIVE	STANDARD REPORT DELIVERY <i>0</i>
CLIENT NAME <i>(b) (6)</i>	CLIENT E-MAIL	CLIENT FAX			EXPEDITED REPORT DELIVERY (SURCHARGE) <i>0</i>
COMPANY CONTRACTING THIS WORK (if applicable)				NUMBER OF CONTAINERS SUBMITTED	NUMBER OF COOLERS SUBMITTED PER SHIPMENT:

SAMPLE DATE	SAMPLE TIME	SAMPLE IDENTIFICATION	COMPOSITE (C) OR GRAB (G) INDICATE	AQUEOUS (WATER)	SOLID OR SEMISOLID	AIR	NONAQUEOUS LIQUID (OIL, SOLVENT, ...)	NUMBER OF CONTAINERS SUBMITTED	REMARKS
<i>3/5/13</i>	<i>1443</i>	<i>CV0277A-CS-SP</i>	<i>C</i>	<i>✓</i>			<i>X</i>		
	<i>1456</i>	<i>CV0277B-CS-SP</i>	<i>C</i>	<i>✓</i>			<i>X</i>		
	<i>1539</i>	<i>CV0632A-CS-SP</i>	<i>C</i>	<i>✓</i>			<i>X</i>		
	<i>1545</i>	<i>CV0632B-CS-SP</i>	<i>C</i>	<i>✓</i>			<i>X</i>		
	<i>15:40</i>	<i>HP0199A-CS</i>	<i>C</i>	<i>✓</i>			<i>X</i>		
	<i>15:50</i>	<i>HP0199B-CS</i>	<i>C</i>	<i>✓</i>			<i>X</i>		
	<i>14:30</i>	<i>HP0255B-CS</i>	<i>C</i>	<i>✓</i>			<i>X</i>		
	<i>14:40</i>	<i>HP0255C-CS</i>	<i>C</i>	<i>✓</i>			<i>X</i>		
	<i>15:00</i>	<i>HP0258A-CS</i>	<i>C</i>	<i>✓</i>			<i>X</i>		
	<i>15:10</i>	<i>HP0258B-CS</i>	<i>C</i>	<i>✓</i>			<i>X</i>		
	<i>10:10</i>	<i>CV0552B-CS-SP (sieve)</i>	<i>C</i>	<i>✓</i>			<i>X</i>		
	<i>10:20</i>	<i>CV0388B-CS (sieve)</i>	<i>C</i>	<i>✓</i>			<i>X</i>		

RELINQUISHED BY: (SIGNATURE) <i>[Signature]</i>	DATE <i>3/16/13</i>	TIME <i>1800</i>	RELINQUISHED BY: (SIGNATURE)	DATE	TIME	RELINQUISHED BY: (SIGNATURE)	DATE	TIME
RECEIVED BY: (SIGNATURE)	DATE	TIME	RECEIVED BY: (SIGNATURE)	DATE	TIME	RECEIVED BY: (SIGNATURE)	DATE	TIME

LABORATORY USE ONLY						
RECEIVED FOR LABORATORY BY: (SIGNATURE) <i>[Signature]</i>	DATE <i>03/07/13</i>	TIME <i>0944</i>	CUSTODY INTACT YES <i>0</i> NO <i>0</i>	CUSTODY SEAL NO.	SAVANNAH LOG NO. <i>680</i> <i>88067</i>	LABORATORY REMARKS <i>2-8</i>

ANALYSIS REQUEST AND CHAIN OF CUSTODY RECORD

TestAmerica

THE LEADER IN ENVIRONMENTAL TESTING

TestAmerica Savannah
5102 LaRoche Avenue
Savannah, GA 31404

Website: www.testamericainc.com
Phone: (912) 354-7858
Fax: (912) 352-0165

Alternate Laboratory Name/Location

Phone:
Fax:

PROJECT REFERENCE 35th Ave Removal	PROJECT NO.	PROJECT LOCATION (STATE) AL	MATRIX TYPE	REQUIRED ANALYSIS	PAGE 4 OF 9
TAL (LAB) PROJECT MANAGER Lisa Harvey	P.O. NUMBER 2005148 1356	CONTRACT NO.	COMPOSITE (C) OR GRAB (G) INDICATE AQUEOUS (WATER) SOLID OR SEMISOLID AIR NONAQUEOUS LIQUID (OIL, SOLVENT, ...) OCRA 8	PRESERVATIVE	STANDARD REPORT DELIVERY <input type="checkbox"/>
CLIENT (SITE) PM	CLIENT PHONE	CLIENT FAX			DATE DUE _____
CLIENT NAME	CLIENT E-MAIL				EXPEDITED REPORT DELIVERY (SURCHARGE) <input type="checkbox"/>
CLIENT ADDRESS					DATE DUE _____

(b) (6)
(b) (6)
(b) (6)

SAMPLE		SAMPLE IDENTIFICATION	COMPOSITE (C) OR GRAB (G) INDICATE	AQUEOUS (WATER)	SOLID OR SEMISOLID	AIR	NONAQUEOUS LIQUID (OIL, SOLVENT, ...)	NUMBER OF CONTAINERS SUBMITTED				REMARKS
DATE	TIME											
3/6/13	1315	CV 0341 B-CS-SP (SIEVE) C ✓					X					
Empty rows with diagonal line												

RELINQUISHED BY: (SIGNATURE) [Signature]	DATE 3/6/13	TIME 1800	RELINQUISHED BY: (SIGNATURE)	DATE	TIME	RELINQUISHED BY: (SIGNATURE)	DATE	TIME
RECEIVED BY: (SIGNATURE)	DATE	TIME	RECEIVED BY: (SIGNATURE)	DATE	TIME	RECEIVED BY: (SIGNATURE)	DATE	TIME

RECEIVED FOR LABORATORY BY: (SIGNATURE) [Signature]	DATE 03/07/13	TIME 0944	CUSTODY INTACT YES <input type="checkbox"/> NO <input type="checkbox"/>	CUSTODY SEAL NO.	SAVANNAH LOG NO. 680-88067	LABORATORY REMARKS 2-B
---	-------------------------	---------------------	---	------------------	-----------------------------------	----------------------------------

TestAmerica

THE LEADER IN ENVIRONMENTAL TESTING

ANALYTICAL REPORT

TestAmerica Laboratories, Inc.

TestAmerica Savannah

5102 LaRoche Avenue

Savannah, GA 31404

Tel: (912)354-7858

TestAmerica Job ID: 680-88067-3

TestAmerica Sample Delivery Group: 68088067-3

Client Project/Site: 35th Avenue Superfund Site

For:

Oneida Total Integrated Enterprises LLC

1220 Kennestone Circle

Suite 106

Marietta, Georgia 30060

Attn: Ms. Limari F Krebs



Authorized for release by:

3/18/2013 11:11:02 AM

Bernard Kirkland

Project Manager I

bernard.kirkland@testamericainc.com

Designee for

Lisa Harvey

Project Manager II

lisa.harvey@testamericainc.com

The test results in this report meet all 2003 NELAC and 2009 TNI requirements for accredited parameters, exceptions are noted in this report. This report may not be reproduced except in full, and with written approval from the laboratory. For questions please contact the Project Manager at the e-mail address or telephone number listed on this page.

This report has been electronically signed and authorized by the signatory. Electronic signature is intended to be the legally binding equivalent of a traditionally handwritten signature.

Results relate only to the items tested and the sample(s) as received by the laboratory.



LINKS

Review your project
results through

TotalAccess

Have a Question?



Visit us at:

www.testamericainc.com

1

2

3

4

5

6

7

8

9

10

11

12

Case Narrative

Client: Oneida Total Integrated Enterprises LLC
Project/Site: 35th Avenue Superfund Site

TestAmerica Job ID: 680-88067-3
SDG: 68088067-3

Job ID: 680-88067-3

Laboratory: TestAmerica Savannah

Narrative

CASE NARRATIVE

Client: Oneida Total Integrated Enterprises LLC

Project: 35th Avenue Superfund Site

Report Number: 680-88067-3

With the exceptions noted as flags or footnotes, standard analytical protocols were followed in the analysis of the samples and no problems were encountered or anomalies observed. In addition all laboratory quality control samples were within established control limits, with any exceptions noted below. Each sample was analyzed to achieve the lowest possible reporting limit within the constraints of the method. In some cases, due to interference or analytes present at high concentrations, samples were diluted. For diluted samples, the reporting limits are adjusted relative to the dilution required.

Calculations are performed before rounding to avoid round-off errors in calculated results.

All holding times were met and proper preservation noted for the methods performed on these samples, unless otherwise detailed in the individual sections below.

RECEIPT

The samples were received on 03/07/2013; the samples arrived in good condition, properly preserved and on ice. The temperature of the coolers at receipt was 2.8 C.

METALS (ICP)

Samples CV0552B-CS-SP (680-88067-2), CV0388B-CS (680-88067-18), CV0341B-CS-SP (680-88067-20), CV0552B-CS-SP (sieve) (680-88067-33), CV0388B-CS (sieve) (680-88067-34) and CV0341B-CS-SP (sieve) (680-88067-35) were analyzed for Metals (ICP) in accordance with EPA SW-846 Method 6010C. The samples were prepared on 03/08/2013 and analyzed on 03/15/2013.

Sample CV0388B-CS (sieve) (680-88067-34)[5X] required dilution prior to analysis. The reporting limits have been adjusted accordingly.

Silver was detected in method blank MB 680-268728/1-A at a level that was above the method detection limit but below the reporting limit. The value should be considered an estimate, and has been flagged "J". If the associated sample reported a result above the MDL and/or RL, the result has been "B" flagged. Refer to the QC report for details.

The post digestion spike % recovery for lead associated with batch 680-268728 was outside of control limits.

Several analytes recovered outside the recovery criteria for the MS/MSD of sample CV0552B-CS-SP (680-88067-2) in batch 680-269621.

No other difficulties were encountered during the metals analyses.

All other quality control parameters were within the acceptance limits.

TOTAL MERCURY

Samples CV0552B-CS-SP (680-88067-2), CV0388B-CS (680-88067-18), CV0341B-CS-SP (680-88067-20), CV0552B-CS-SP (sieve) (680-88067-33), CV0388B-CS (sieve) (680-88067-34) and CV0341B-CS-SP (sieve) (680-88067-35) were analyzed for total mercury in accordance with EPA SW-846 Method 7471B. The samples were prepared on 03/07/2013 and 03/11/2013 and analyzed on 03/08/2013, 03/13/2013 and 03/14/2013.

Sample CV0388B-CS (sieve) (680-88067-34)[5X] required dilution prior to analysis. The reporting limits have been adjusted accordingly.

Mercury recovered outside the recovery criteria for the MS/MSD of sample CV0552B-CS-SP (680-88067-2) in batch 680-268913.

The presence of the '4' qualifier in the data indicates analytes where the concentration in the unspiked sample exceeded four times the

Case Narrative

Client: Oneida Total Integrated Enterprises LLC
Project/Site: 35th Avenue Superfund Site

TestAmerica Job ID: 680-88067-3
SDG: 68088067-3

Job ID: 680-88067-3 (Continued)

Laboratory: TestAmerica Savannah (Continued)

spiking amount.

No other difficulties were encountered during the mercury analyses.

All other quality control parameters were within the acceptance limits.

1

2

3

4

5

6

7

8

9

10

11

12

Sample Summary

Client: Oneida Total Integrated Enterprises LLC
Project/Site: 35th Avenue Superfund Site

TestAmerica Job ID: 680-88067-3
SDG: 68088067-3

Lab Sample ID	Client Sample ID	Matrix	Collected	Received
680-88067-2	CV0552B-CS-SP	Solid	03/05/13 10:10	03/07/13 09:44
680-88067-18	CV0388B-CS	Solid	03/05/13 10:20	03/07/13 09:44
680-88067-20	CV0341B-CS-SP	Solid	03/05/13 13:15	03/07/13 09:44
680-88067-33	CV0552B-CS-SP (sieve)	Solid	03/05/13 10:10	03/07/13 09:44
680-88067-34	CV0388B-CS (sieve)	Solid	03/05/13 10:20	03/07/13 09:44
680-88067-35	CV0341B-CS-SP (sieve)	Solid	03/06/13 13:15	03/07/13 09:44

Method Summary

Client: Oneida Total Integrated Enterprises LLC
Project/Site: 35th Avenue Superfund Site

TestAmerica Job ID: 680-88067-3
SDG: 68088067-3

Method	Method Description	Protocol	Laboratory
6010C	Metals (ICP)	SW846	TAL SAV
7471B	Mercury in Solid or Semisolid Waste (Manual Cold Vapor Technique)	SW846	TAL SAV
Moisture	Percent Moisture	EPA	TAL TAM
Moisture	Percent Moisture	EPA	TAL SAV

Protocol References:


EPA = US Environmental Protection Agency

SW846 = "Test Methods For Evaluating Solid Waste, Physical/Chemical Methods", Third Edition, November 1986 And Its Updates.

Laboratory References:

TAL SAV = TestAmerica Savannah, 5102 LaRoche Avenue, Savannah, GA 31404, TEL (912)354-7858

TAL TAM = TestAmerica Tampa, 6712 Benjamin Road, Suite 100, Tampa, FL 33634, TEL (813)885-7427



Definitions/Glossary

Client: Oneida Total Integrated Enterprises LLC
Project/Site: 35th Avenue Superfund Site

TestAmerica Job ID: 680-88067-3
SDG: 68088067-3

Qualifiers

Metals

Qualifier	Qualifier Description
U	Indicates the analyte was analyzed for but not detected.
B	Compound was found in the blank and sample.
J	Result is less than the RL but greater than or equal to the MDL and the concentration is an approximate value.
F	MS or MSD exceeds the control limits
4	MS, MSD: The analyte present in the original sample is 4 times greater than the matrix spike concentration; therefore, control limits are not applicable.

Glossary

Abbreviation	These commonly used abbreviations may or may not be present in this report.
α	Listed under the "D" column to designate that the result is reported on a dry weight basis
%R	Percent Recovery
CNF	Contains no Free Liquid
DER	Duplicate error ratio (normalized absolute difference)
DL, RA, RE, IN	Indicates a Dilution, Re-analysis, Re-extraction, or additional Initial metals/anion analysis of the sample
DLC	Decision level concentration
MDA	Minimum detectable activity
EDL	Estimated Detection Limit
MDC	Minimum detectable concentration
MDL	Method Detection Limit
ML	Minimum Level (Dioxin)
ND	Not detected at the reporting limit (or MDL or EDL if shown)
PQL	Practical Quantitation Limit
QC	Quality Control
RER	Relative error ratio
RL	Reporting Limit or Requested Limit (Radiochemistry)
RPD	Relative Percent Difference, a measure of the relative difference between two points
TEF	Toxicity Equivalent Factor (Dioxin)
TEQ	Toxicity Equivalent Quotient (Dioxin)

Client Sample Results

Client: Oneida Total Integrated Enterprises LLC
 Project/Site: 35th Avenue Superfund Site

TestAmerica Job ID: 680-88067-3
 SDG: 68088067-3

Client Sample ID: CV0552B-CS-SP

Lab Sample ID: 680-88067-2

Date Collected: 03/05/13 10:10

Matrix: Solid

Date Received: 03/07/13 09:44

Percent Solids: 69.8

Method: 6010C - Metals (ICP)

Analyte	Result	Qualifier	RL	MDL	Unit	D	Prepared	Analyzed	Dil Fac
Arsenic	16		2.9	0.84	mg/Kg	☼	03/08/13 13:56	03/15/13 15:03	1
Barium	560		1.4	0.43	mg/Kg	☼	03/08/13 13:56	03/15/13 15:03	1
Cadmium	2.8		0.72	0.14	mg/Kg	☼	03/08/13 13:56	03/15/13 15:03	1
Chromium	40		1.4	0.72	mg/Kg	☼	03/08/13 13:56	03/15/13 15:03	1
Lead	360		1.4	0.76	mg/Kg	☼	03/08/13 13:56	03/15/13 15:03	1
Selenium	3.6	U	3.6	1.4	mg/Kg	☼	03/08/13 13:56	03/15/13 15:03	1
Silver	0.20	J B	1.4	0.14	mg/Kg	☼	03/08/13 13:56	03/15/13 15:03	1

Method: 7471B - Mercury in Solid or Semisolid Waste (Manual Cold Vapor Technique)

Analyte	Result	Qualifier	RL	MDL	Unit	D	Prepared	Analyzed	Dil Fac
Mercury	0.30		0.026	0.011	mg/Kg	☼	03/07/13 16:02	03/08/13 17:43	1

Client Sample ID: CV0388B-CS

Lab Sample ID: 680-88067-18

Date Collected: 03/05/13 10:20

Matrix: Solid

Date Received: 03/07/13 09:44

Percent Solids: 68.2

Method: 6010C - Metals (ICP)

Analyte	Result	Qualifier	RL	MDL	Unit	D	Prepared	Analyzed	Dil Fac
Arsenic	41		2.8	0.82	mg/Kg	☼	03/08/13 13:56	03/15/13 15:19	1
Barium	440		1.4	0.41	mg/Kg	☼	03/08/13 13:56	03/15/13 15:19	1
Cadmium	3.3		0.69	0.14	mg/Kg	☼	03/08/13 13:56	03/15/13 15:19	1
Chromium	51		1.4	0.69	mg/Kg	☼	03/08/13 13:56	03/15/13 15:19	1
Lead	340		1.4	0.73	mg/Kg	☼	03/08/13 13:56	03/15/13 15:19	1
Selenium	3.5	U	3.5	1.4	mg/Kg	☼	03/08/13 13:56	03/15/13 15:19	1
Silver	0.17	J B	1.4	0.13	mg/Kg	☼	03/08/13 13:56	03/15/13 15:19	1

Method: 7471B - Mercury in Solid or Semisolid Waste (Manual Cold Vapor Technique)

Analyte	Result	Qualifier	RL	MDL	Unit	D	Prepared	Analyzed	Dil Fac
Mercury	0.43		0.025	0.010	mg/Kg	☼	03/07/13 16:02	03/08/13 18:03	1

Client Sample ID: CV0341B-CS-SP

Lab Sample ID: 680-88067-20

Date Collected: 03/05/13 13:15

Matrix: Solid

Date Received: 03/07/13 09:44

Percent Solids: 65.3

Method: 6010C - Metals (ICP)

Analyte	Result	Qualifier	RL	MDL	Unit	D	Prepared	Analyzed	Dil Fac
Arsenic	32		2.7	0.79	mg/Kg	☼	03/08/13 13:56	03/15/13 15:25	1
Barium	510		1.3	0.40	mg/Kg	☼	03/08/13 13:56	03/15/13 15:25	1
Cadmium	3.5		0.67	0.13	mg/Kg	☼	03/08/13 13:56	03/15/13 15:25	1
Chromium	52		1.3	0.67	mg/Kg	☼	03/08/13 13:56	03/15/13 15:25	1
Lead	570		1.3	0.71	mg/Kg	☼	03/08/13 13:56	03/15/13 15:25	1
Selenium	3.4	U	3.4	1.3	mg/Kg	☼	03/08/13 13:56	03/15/13 15:25	1
Silver	0.68	J B	1.3	0.13	mg/Kg	☼	03/08/13 13:56	03/15/13 15:25	1

Method: 7471B - Mercury in Solid or Semisolid Waste (Manual Cold Vapor Technique)

Analyte	Result	Qualifier	RL	MDL	Unit	D	Prepared	Analyzed	Dil Fac
Mercury	0.34		0.028	0.011	mg/Kg	☼	03/07/13 16:02	03/08/13 18:06	1

TestAmerica Savannah

Client Sample Results

Client: Oneida Total Integrated Enterprises LLC
 Project/Site: 35th Avenue Superfund Site

TestAmerica Job ID: 680-88067-3
 SDG: 68088067-3

Client Sample ID: CV0552B-CS-SP (sieve)

Lab Sample ID: 680-88067-33

Date Collected: 03/05/13 10:10

Matrix: Solid

Date Received: 03/07/13 09:44

Percent Solids: 89.7

Method: 6010C - Metals (ICP)

Analyte	Result	Qualifier	RL	MDL	Unit	D	Prepared	Analyzed	Dil Fac
Arsenic	20		2.2	0.64	mg/Kg	☼	03/08/13 13:56	03/15/13 15:30	1
Barium	500		1.1	0.32	mg/Kg	☼	03/08/13 13:56	03/15/13 15:30	1
Cadmium	2.5		0.54	0.11	mg/Kg	☼	03/08/13 13:56	03/15/13 15:30	1
Chromium	73		1.1	0.54	mg/Kg	☼	03/08/13 13:56	03/15/13 15:30	1
Lead	570		1.1	0.57	mg/Kg	☼	03/08/13 13:56	03/15/13 15:30	1
Selenium	2.7	U	2.7	1.1	mg/Kg	☼	03/08/13 13:56	03/15/13 15:30	1
Silver	0.28	J B	1.1	0.10	mg/Kg	☼	03/08/13 13:56	03/15/13 15:30	1

Method: 7471B - Mercury in Solid or Semisolid Waste (Manual Cold Vapor Technique)

Analyte	Result	Qualifier	RL	MDL	Unit	D	Prepared	Analyzed	Dil Fac
Mercury	0.14		0.021	0.0086	mg/Kg	☼	03/11/13 10:09	03/13/13 16:20	1

Client Sample ID: CV0388B-CS (sieve)

Lab Sample ID: 680-88067-34

Date Collected: 03/05/13 10:20

Matrix: Solid

Date Received: 03/07/13 09:44

Percent Solids: 83.8

Method: 6010C - Metals (ICP)

Analyte	Result	Qualifier	RL	MDL	Unit	D	Prepared	Analyzed	Dil Fac
Arsenic	36		2.3	0.68	mg/Kg	☼	03/08/13 13:56	03/15/13 15:35	1
Barium	460		1.2	0.35	mg/Kg	☼	03/08/13 13:56	03/15/13 15:35	1
Cadmium	4.3		0.58	0.12	mg/Kg	☼	03/08/13 13:56	03/15/13 15:35	1
Chromium	58		5.8	2.9	mg/Kg	☼	03/08/13 13:56	03/15/13 15:41	5
Lead	490		5.8	3.1	mg/Kg	☼	03/08/13 13:56	03/15/13 15:41	5
Selenium	14	U	14	5.8	mg/Kg	☼	03/08/13 13:56	03/15/13 15:41	5
Silver	5.8	U	5.8	0.56	mg/Kg	☼	03/08/13 13:56	03/15/13 15:41	5

Method: 7471B - Mercury in Solid or Semisolid Waste (Manual Cold Vapor Technique)

Analyte	Result	Qualifier	RL	MDL	Unit	D	Prepared	Analyzed	Dil Fac
Mercury	0.53		0.10	0.041	mg/Kg	☼	03/11/13 10:09	03/14/13 09:46	5

Client Sample ID: CV0341B-CS-SP (sieve)

Lab Sample ID: 680-88067-35

Date Collected: 03/06/13 13:15

Matrix: Solid

Date Received: 03/07/13 09:44

Percent Solids: 74.4

Method: 6010C - Metals (ICP)

Analyte	Result	Qualifier	RL	MDL	Unit	D	Prepared	Analyzed	Dil Fac
Arsenic	30		2.4	0.72	mg/Kg	☼	03/08/13 13:56	03/15/13 15:46	1
Barium	510		1.2	0.37	mg/Kg	☼	03/08/13 13:56	03/15/13 15:46	1
Cadmium	4.1		0.61	0.12	mg/Kg	☼	03/08/13 13:56	03/15/13 15:46	1
Chromium	62		1.2	0.61	mg/Kg	☼	03/08/13 13:56	03/15/13 15:46	1
Lead	440		1.2	0.65	mg/Kg	☼	03/08/13 13:56	03/15/13 15:46	1
Selenium	3.1	U	3.1	1.2	mg/Kg	☼	03/08/13 13:56	03/15/13 15:46	1
Silver	0.76	J B	1.2	0.12	mg/Kg	☼	03/08/13 13:56	03/15/13 15:46	1

Method: 7471B - Mercury in Solid or Semisolid Waste (Manual Cold Vapor Technique)

Analyte	Result	Qualifier	RL	MDL	Unit	D	Prepared	Analyzed	Dil Fac
Mercury	0.30		0.025	0.010	mg/Kg	☼	03/11/13 10:09	03/13/13 16:30	1

TestAmerica Savannah

QC Sample Results

Client: Oneida Total Integrated Enterprises LLC
 Project/Site: 35th Avenue Superfund Site

TestAmerica Job ID: 680-88067-3
 SDG: 68088067-3

Method: 6010C - Metals (ICP)

Lab Sample ID: MB 680-268728/1-A
Matrix: Solid
Analysis Batch: 269621

Client Sample ID: Method Blank
Prep Type: Total/NA
Prep Batch: 268728

Analyte	MB Result	MB Qualifier	RL	MDL	Unit	D	Prepared	Analyzed	Dil Fac
Arsenic	1.9	U	1.9	0.56	mg/Kg		03/08/13 13:56	03/15/13 13:47	1
Barium	0.95	U	0.95	0.29	mg/Kg		03/08/13 13:56	03/15/13 13:47	1
Cadmium	0.48	U	0.48	0.095	mg/Kg		03/08/13 13:56	03/15/13 13:47	1
Chromium	0.95	U	0.95	0.48	mg/Kg		03/08/13 13:56	03/15/13 13:47	1
Lead	0.95	U	0.95	0.50	mg/Kg		03/08/13 13:56	03/15/13 13:47	1
Selenium	2.4	U	2.4	0.95	mg/Kg		03/08/13 13:56	03/15/13 13:47	1
Silver	0.117	J	0.95	0.091	mg/Kg		03/08/13 13:56	03/15/13 13:47	1

Lab Sample ID: LCS 680-268728/2-A
Matrix: Solid
Analysis Batch: 269621

Client Sample ID: Lab Control Sample
Prep Type: Total/NA
Prep Batch: 268728

Analyte	Spike Added	LCS Result	LCS Qualifier	Unit	D	%Rec	%Rec. Limits
Arsenic	9.62	10.5		mg/Kg		109	75 - 125
Barium	9.62	9.87		mg/Kg		103	75 - 125
Cadmium	4.81	4.95		mg/Kg		103	75 - 125
Chromium	9.62	10.0		mg/Kg		104	75 - 125
Lead	4.81	5.12		mg/Kg		107	75 - 125
Selenium	9.62	10.2		mg/Kg		106	75 - 125
Silver	4.81	5.25		mg/Kg		109	75 - 125

Lab Sample ID: 680-88067-2 MS
Matrix: Solid
Analysis Batch: 269621

Client Sample ID: CV0552B-CS-SP
Prep Type: Total/NA
Prep Batch: 268728

Analyte	Sample Result	Sample Qualifier	Spike Added	MS Result	MS Qualifier	Unit	D	%Rec	%Rec. Limits
Arsenic	16		13.8	36.7	F	mg/Kg	☼	148	75 - 125
Barium	560		13.8	395	4	mg/Kg	☼	-1183	75 - 125
Cadmium	2.8		6.89	8.80		mg/Kg	☼	87	75 - 125
Chromium	40		13.8	58.4	F	mg/Kg	☼	137	75 - 125
Lead	360		6.89	338	4	mg/Kg	☼	-369	75 - 125
Selenium	3.6	U	13.8	12.1		mg/Kg	☼	88	75 - 125
Silver	0.20	J B	6.89	7.29		mg/Kg	☼	103	75 - 125

Lab Sample ID: 680-88067-2 MSD
Matrix: Solid
Analysis Batch: 269621

Client Sample ID: CV0552B-CS-SP
Prep Type: Total/NA
Prep Batch: 268728

Analyte	Sample Result	Sample Qualifier	Spike Added	MSD Result	MSD Qualifier	Unit	D	%Rec	%Rec. Limits	RPD	RPD Limit
Arsenic	16		13.8	35.2	F	mg/Kg	☼	137	75 - 125	4	20
Barium	560		13.8	427	4	mg/Kg	☼	-951	75 - 125	8	20
Cadmium	2.8		6.89	9.37		mg/Kg	☼	96	75 - 125	6	20
Chromium	40		13.8	53.7		mg/Kg	☼	102	75 - 125	8	20
Lead	360		6.89	346	4	mg/Kg	☼	-243	75 - 125	3	20
Selenium	3.6	U	13.8	13.1		mg/Kg	☼	95	75 - 125	8	20
Silver	0.20	J B	6.89	7.55		mg/Kg	☼	107	75 - 125	3	20

QC Sample Results

Client: Oneida Total Integrated Enterprises LLC
 Project/Site: 35th Avenue Superfund Site

TestAmerica Job ID: 680-88067-3
 SDG: 68088067-3

Method: 7471B - Mercury in Solid or Semisolid Waste (Manual Cold Vapor Technique)

Lab Sample ID: MB 680-268597/1-A
Matrix: Solid
Analysis Batch: 268913

Client Sample ID: Method Blank
Prep Type: Total/NA
Prep Batch: 268597

Analyte	MB Result	MB Qualifier	RL	MDL	Unit	D	Prepared	Analyzed	Dil Fac
Mercury	0.019	U	0.019	0.0079	mg/Kg		03/07/13 16:02	03/08/13 17:06	1

Lab Sample ID: LCS 680-268597/2-A
Matrix: Solid
Analysis Batch: 268913

Client Sample ID: Lab Control Sample
Prep Type: Total/NA
Prep Batch: 268597

Analyte	Spike Added	LCS Result	LCS Qualifier	Unit	D	%Rec	%Rec. Limits
Mercury	0.219	0.243		mg/Kg		111	80 - 120

Lab Sample ID: 680-88067-2 MS
Matrix: Solid
Analysis Batch: 268913

Client Sample ID: CV0552B-CS-SP
Prep Type: Total/NA
Prep Batch: 268597

Analyte	Sample Result	Sample Qualifier	Spike Added	MS Result	MS Qualifier	Unit	D	%Rec	%Rec. Limits
Mercury	0.30		0.138	0.301	F	mg/Kg	☼	2	80 - 120

Lab Sample ID: 680-88067-2 MSD
Matrix: Solid
Analysis Batch: 268913

Client Sample ID: CV0552B-CS-SP
Prep Type: Total/NA
Prep Batch: 268597

Analyte	Sample Result	Sample Qualifier	Spike Added	MSD Result	MSD Qualifier	Unit	D	%Rec	%Rec. Limits	RPD	RPD Limit
Mercury	0.30		0.130	0.362	F	mg/Kg	☼	49	80 - 120	18	20

Lab Sample ID: MB 680-268869/1-A
Matrix: Solid
Analysis Batch: 269401

Client Sample ID: Method Blank
Prep Type: Total/NA
Prep Batch: 268869

Analyte	MB Result	MB Qualifier	RL	MDL	Unit	D	Prepared	Analyzed	Dil Fac
Mercury	0.020	U	0.020	0.0082	mg/Kg		03/11/13 10:09	03/13/13 15:33	1

Lab Sample ID: LCS 680-268869/2-A
Matrix: Solid
Analysis Batch: 269401

Client Sample ID: Lab Control Sample
Prep Type: Total/NA
Prep Batch: 268869

Analyte	Spike Added	LCS Result	LCS Qualifier	Unit	D	%Rec	%Rec. Limits
Mercury	0.227	0.240		mg/Kg		106	80 - 120

QC Association Summary

Client: Oneida Total Integrated Enterprises LLC
 Project/Site: 35th Avenue Superfund Site

TestAmerica Job ID: 680-88067-3
 SDG: 68088067-3

Metals

Prep Batch: 268597

Lab Sample ID	Client Sample ID	Prep Type	Matrix	Method	Prep Batch
680-88067-2	CV0552B-CS-SP	Total/NA	Solid	7471B	
680-88067-2 MS	CV0552B-CS-SP	Total/NA	Solid	7471B	
680-88067-2 MSD	CV0552B-CS-SP	Total/NA	Solid	7471B	
680-88067-18	CV0388B-CS	Total/NA	Solid	7471B	
680-88067-20	CV0341B-CS-SP	Total/NA	Solid	7471B	
LCS 680-268597/2-A	Lab Control Sample	Total/NA	Solid	7471B	
MB 680-268597/1-A	Method Blank	Total/NA	Solid	7471B	

Prep Batch: 268728

Lab Sample ID	Client Sample ID	Prep Type	Matrix	Method	Prep Batch
680-88067-2	CV0552B-CS-SP	Total/NA	Solid	3050B	
680-88067-2 MS	CV0552B-CS-SP	Total/NA	Solid	3050B	
680-88067-2 MSD	CV0552B-CS-SP	Total/NA	Solid	3050B	
680-88067-18	CV0388B-CS	Total/NA	Solid	3050B	
680-88067-20	CV0341B-CS-SP	Total/NA	Solid	3050B	
680-88067-33	CV0552B-CS-SP (sieve)	Total/NA	Solid	3050B	
680-88067-34	CV0388B-CS (sieve)	Total/NA	Solid	3050B	
680-88067-35	CV0341B-CS-SP (sieve)	Total/NA	Solid	3050B	
LCS 680-268728/2-A	Lab Control Sample	Total/NA	Solid	3050B	
MB 680-268728/1-A	Method Blank	Total/NA	Solid	3050B	

Prep Batch: 268869

Lab Sample ID	Client Sample ID	Prep Type	Matrix	Method	Prep Batch
680-88067-33	CV0552B-CS-SP (sieve)	Total/NA	Solid	7471B	
680-88067-34	CV0388B-CS (sieve)	Total/NA	Solid	7471B	
680-88067-35	CV0341B-CS-SP (sieve)	Total/NA	Solid	7471B	
LCS 680-268869/2-A	Lab Control Sample	Total/NA	Solid	7471B	
MB 680-268869/1-A	Method Blank	Total/NA	Solid	7471B	

Analysis Batch: 268913

Lab Sample ID	Client Sample ID	Prep Type	Matrix	Method	Prep Batch
680-88067-2	CV0552B-CS-SP	Total/NA	Solid	7471B	268597
680-88067-2 MS	CV0552B-CS-SP	Total/NA	Solid	7471B	268597
680-88067-2 MSD	CV0552B-CS-SP	Total/NA	Solid	7471B	268597
680-88067-18	CV0388B-CS	Total/NA	Solid	7471B	268597
680-88067-20	CV0341B-CS-SP	Total/NA	Solid	7471B	268597
LCS 680-268597/2-A	Lab Control Sample	Total/NA	Solid	7471B	268597
MB 680-268597/1-A	Method Blank	Total/NA	Solid	7471B	268597

Analysis Batch: 269401

Lab Sample ID	Client Sample ID	Prep Type	Matrix	Method	Prep Batch
680-88067-33	CV0552B-CS-SP (sieve)	Total/NA	Solid	7471B	268869
680-88067-34	CV0388B-CS (sieve)	Total/NA	Solid	7471B	268869
680-88067-35	CV0341B-CS-SP (sieve)	Total/NA	Solid	7471B	268869
LCS 680-268869/2-A	Lab Control Sample	Total/NA	Solid	7471B	268869
MB 680-268869/1-A	Method Blank	Total/NA	Solid	7471B	268869

Analysis Batch: 269621

Lab Sample ID	Client Sample ID	Prep Type	Matrix	Method	Prep Batch
680-88067-2	CV0552B-CS-SP	Total/NA	Solid	6010C	268728
680-88067-2 MS	CV0552B-CS-SP	Total/NA	Solid	6010C	268728

TestAmerica Savannah

QC Association Summary

Client: Oneida Total Integrated Enterprises LLC
 Project/Site: 35th Avenue Superfund Site

TestAmerica Job ID: 680-88067-3
 SDG: 68088067-3

Metals (Continued)

Analysis Batch: 269621 (Continued)

Lab Sample ID	Client Sample ID	Prep Type	Matrix	Method	Prep Batch
680-88067-2 MSD	CV0552B-CS-SP	Total/NA	Solid	6010C	268728
680-88067-18	CV0388B-CS	Total/NA	Solid	6010C	268728
680-88067-20	CV0341B-CS-SP	Total/NA	Solid	6010C	268728
680-88067-33	CV0552B-CS-SP (sieve)	Total/NA	Solid	6010C	268728
680-88067-34	CV0388B-CS (sieve)	Total/NA	Solid	6010C	268728
680-88067-34	CV0388B-CS (sieve)	Total/NA	Solid	6010C	268728
680-88067-35	CV0341B-CS-SP (sieve)	Total/NA	Solid	6010C	268728
LCS 680-268728/2-A	Lab Control Sample	Total/NA	Solid	6010C	268728
MB 680-268728/1-A	Method Blank	Total/NA	Solid	6010C	268728

General Chemistry

Analysis Batch: 135227

Lab Sample ID	Client Sample ID	Prep Type	Matrix	Method	Prep Batch
680-88067-2	CV0552B-CS-SP	Total/NA	Solid	Moisture	
680-88067-2 MS	CV0552B-CS-SP	Total/NA	Solid	Moisture	
680-88067-2 MSD	CV0552B-CS-SP	Total/NA	Solid	Moisture	
680-88067-20	CV0341B-CS-SP	Total/NA	Solid	Moisture	
MB 660-135227/1	Method Blank	Total/NA	Solid	Moisture	

Analysis Batch: 135255

Lab Sample ID	Client Sample ID	Prep Type	Matrix	Method	Prep Batch
680-88067-18	CV0388B-CS	Total/NA	Solid	Moisture	
LCS 660-135255/1	Lab Control Sample	Total/NA	Solid	Moisture	
LCSD 660-135255/22	Lab Control Sample Dup	Total/NA	Solid	Moisture	

Analysis Batch: 268644

Lab Sample ID	Client Sample ID	Prep Type	Matrix	Method	Prep Batch
680-88067-33	CV0552B-CS-SP (sieve)	Total/NA	Solid	Moisture	
680-88067-34	CV0388B-CS (sieve)	Total/NA	Solid	Moisture	
680-88067-35	CV0341B-CS-SP (sieve)	Total/NA	Solid	Moisture	

Lab Chronicle

Client: Oneida Total Integrated Enterprises LLC
 Project/Site: 35th Avenue Superfund Site

TestAmerica Job ID: 680-88067-3
 SDG: 68088067-3

Client Sample ID: CV0552B-CS-SP

Lab Sample ID: 680-88067-2

Date Collected: 03/05/13 10:10

Matrix: Solid

Date Received: 03/07/13 09:44

Percent Solids: 69.8

Prep Type	Batch Type	Batch Method	Run	Dilution Factor	Batch Number	Prepared or Analyzed	Analyst	Lab
Total/NA	Prep	7471B			268597	03/07/13 16:02	UU	TAL SAV
Total/NA	Analysis	7471B		1	268913	03/08/13 17:43	BCB	TAL SAV
Total/NA	Prep	3050B			268728	03/08/13 13:56	RAM	TAL SAV
Total/NA	Analysis	6010C		1	269621	03/15/13 15:03	BCB	TAL SAV
Total/NA	Analysis	Moisture		1	135227	03/11/13 07:26	AG	TAL TAM

Client Sample ID: CV0388B-CS

Lab Sample ID: 680-88067-18

Date Collected: 03/05/13 10:20

Matrix: Solid

Date Received: 03/07/13 09:44

Percent Solids: 68.2

Prep Type	Batch Type	Batch Method	Run	Dilution Factor	Batch Number	Prepared or Analyzed	Analyst	Lab
Total/NA	Prep	7471B			268597	03/07/13 16:02	UU	TAL SAV
Total/NA	Analysis	7471B		1	268913	03/08/13 18:03	BCB	TAL SAV
Total/NA	Prep	3050B			268728	03/08/13 13:56	RAM	TAL SAV
Total/NA	Analysis	6010C		1	269621	03/15/13 15:19	BCB	TAL SAV
Total/NA	Analysis	Moisture		1	135255	03/11/13 07:57	AG	TAL TAM

Client Sample ID: CV0341B-CS-SP

Lab Sample ID: 680-88067-20

Date Collected: 03/05/13 13:15

Matrix: Solid

Date Received: 03/07/13 09:44

Percent Solids: 65.3

Prep Type	Batch Type	Batch Method	Run	Dilution Factor	Batch Number	Prepared or Analyzed	Analyst	Lab
Total/NA	Prep	7471B			268597	03/07/13 16:02	UU	TAL SAV
Total/NA	Analysis	7471B		1	268913	03/08/13 18:06	BCB	TAL SAV
Total/NA	Prep	3050B			268728	03/08/13 13:56	RAM	TAL SAV
Total/NA	Analysis	6010C		1	269621	03/15/13 15:25	BCB	TAL SAV
Total/NA	Analysis	Moisture		1	135227	03/11/13 07:26	AG	TAL TAM

Client Sample ID: CV0552B-CS-SP (sieve)

Lab Sample ID: 680-88067-33

Date Collected: 03/05/13 10:10

Matrix: Solid

Date Received: 03/07/13 09:44

Percent Solids: 89.7

Prep Type	Batch Type	Batch Method	Run	Dilution Factor	Batch Number	Prepared or Analyzed	Analyst	Lab
Total/NA	Prep	7471B			268869	03/11/13 10:09	UU	TAL SAV
Total/NA	Analysis	7471B		1	269401	03/13/13 16:20	BCB	TAL SAV
Total/NA	Prep	3050B			268728	03/08/13 13:56	RAM	TAL SAV
Total/NA	Analysis	6010C		1	269621	03/15/13 15:30	BCB	TAL SAV
Total/NA	Analysis	Moisture		1	268644	03/08/13 11:10	FS	TAL SAV

Lab Chronicle

Client: Oneida Total Integrated Enterprises LLC
Project/Site: 35th Avenue Superfund Site

TestAmerica Job ID: 680-88067-3
SDG: 68088067-3

Client Sample ID: CV0388B-CS (sieve)

Lab Sample ID: 680-88067-34

Date Collected: 03/05/13 10:20

Matrix: Solid

Date Received: 03/07/13 09:44

Percent Solids: 83.8

Prep Type	Batch Type	Batch Method	Run	Dilution Factor	Batch Number	Prepared or Analyzed	Analyst	Lab
Total/NA	Prep	7471B			268869	03/11/13 10:09	UU	TAL SAV
Total/NA	Analysis	7471B		5	269401	03/14/13 09:46	BCB	TAL SAV
Total/NA	Prep	3050B			268728	03/08/13 13:56	RAM	TAL SAV
Total/NA	Analysis	6010C		1	269621	03/15/13 15:35	BCB	TAL SAV
Total/NA	Analysis	6010C		5	269621	03/15/13 15:41	BCB	TAL SAV
Total/NA	Analysis	Moisture		1	268644	03/08/13 11:10	FS	TAL SAV

Client Sample ID: CV0341B-CS-SP (sieve)

Lab Sample ID: 680-88067-35

Date Collected: 03/06/13 13:15

Matrix: Solid

Date Received: 03/07/13 09:44

Percent Solids: 74.4

Prep Type	Batch Type	Batch Method	Run	Dilution Factor	Batch Number	Prepared or Analyzed	Analyst	Lab
Total/NA	Prep	7471B			268869	03/11/13 10:09	UU	TAL SAV
Total/NA	Analysis	7471B		1	269401	03/13/13 16:30	BCB	TAL SAV
Total/NA	Prep	3050B			268728	03/08/13 13:56	RAM	TAL SAV
Total/NA	Analysis	6010C		1	269621	03/15/13 15:46	BCB	TAL SAV
Total/NA	Analysis	Moisture		1	268644	03/08/13 11:10	FS	TAL SAV

Laboratory References:

TAL SAV = TestAmerica Savannah, 5102 LaRoche Avenue, Savannah, GA 31404, TEL (912)354-7858

TAL TAM = TestAmerica Tampa, 6712 Benjamin Road, Suite 100, Tampa, FL 33634, TEL (813)885-7427

ANALYSIS REQUEST AND CHAIN OF CUSTODY RECORD

TestAmerica

THE LEADER IN ENVIRONMENTAL TESTING

TestAmerica Savannah
5102 LaRoche Avenue
Savannah, GA 31404

Website: www.testamericainc.com
Phone: (912) 354-7858
Fax: (912) 352-0165

Alternate Laboratory Name/Location

Phone:
Fax:

PROJECT REFERENCE 35th Avenue Removal	PROJECT NO.	PROJECT LOCATION (STATE) AL	MATRIX TYPE	REQUIRED ANALYSIS				PAGE 1 OF 1
TAL (LAB) PROJECT MANAGER Lisa Haney	P.O. NUMBER 200548-1356	CONTRACT NO.	COMPOSITE (C) OR GRAB (G) INDICATE AQUEOUS (WATER) SOLID OR SEMISOLID AIR NONAQUEOUS LIQUID (OIL, SOLVENT, ...)	LUGAN	RCRA 8	PRESERVATIVE	STANDARD REPORT DELIVERY <input type="checkbox"/>	
CLIENT NAME	CLIENT E-MAIL	CLIENT FAX					DATE DUE _____	
EXPEDITED REPORT DELIVERY (SURCHARGE) <input type="checkbox"/>							DATE DUE _____	
NUMBER OF COOLERS SUBMITTED PER SHIPMENT:								

(b) (6)
(b) (6)
(b) (6)

COMPANY CONTRACTING THE WORK (if applicable)

SAMPLE		SAMPLE IDENTIFICATION	COMPOSITE (C) OR GRAB (G) INDICATE	AQUEOUS (WATER)	SOLID OR SEMISOLID	AIR	NONAQUEOUS LIQUID (OIL, SOLVENT, ...)	NUMBER OF CONTAINERS SUBMITTED				REMARKS	
DATE	TIME												
3/5/13	1048	CV0399B-CS-SP											
	0955	CV0552A-CS-SP	C	✓			X						
	1010	CV0552B-CS-SP	C	✓			X	X					
	0858	CV0558A-CS-SP	C	✓			X						
	0905	CV0558B-CS-SP	C	✓			X						
	0840	FM0301A-CS	C	✓			X						
	1050	NP0023A-CS	C	✓			X						
	11:00	NP0023B-CS	C	✓			X						
	1240	NP0023A-CS NP0253A-CS	C	✓			X						
	1250	NP0253B-CS	C	✓			X						
	1250	NP0253B-CSO	C	✓			X						
	1300	NP0255A-CS	C	✓			X						

Page 15 of 23

RELINQUISHED BY: (SIGNATURE) <i>[Signature]</i>	DATE 3/6/13	TIME 1800	RELINQUISHED BY: (SIGNATURE)	DATE	TIME	RELINQUISHED BY: (SIGNATURE)	DATE	TIME
RECEIVED BY: (SIGNATURE)	DATE	TIME	RECEIVED BY: (SIGNATURE)	DATE	TIME	RECEIVED BY: (SIGNATURE)	DATE	TIME

3/18/2013

RECEIVED FOR LABORATORY BY: (SIGNATURE) <i>[Signature]</i>		DATE 03/07/13	TIME 0944	CUSTODY INTACT YES <input type="checkbox"/> NO <input type="checkbox"/>	CUSTODY SEAL NO.	SAVANNAH LOG NO. 650 88067	LABORATORY REMARKS 2.8°C
---	--	-------------------------	---------------------	---	------------------	---	------------------------------------



Serial Number 59567

ANALYSIS REQUEST AND CHAIN OF CUSTODY RECORD

TestAmerica

THE LEADER IN ENVIRONMENTAL TESTING

TestAmerica Savannah
5102 LaRoche Avenue
Savannah, GA 31404

Website: www.testamericainc.com
Phone: (912) 354-7858
Fax: (912) 352-0165

Alternate Laboratory Name/Location

Phone:
Fax:

PROJECT REFERENCE <i>35th Avenue Removal</i>	PROJECT NO.	PROJECT LOCATION (STATE) <i>AL</i>	MATRIX TYPE	REQUIRED ANALYSIS						PAGE <i>2</i>	OF <i>4</i>	
TAL (LAB) PROJECT MANAGER <i>Lisa Honey</i>	P.O. NUMBER <i>2005481356</i>	CONTRACT NO.	COMPOSITE (C) OR GRAB (G) INDICATE AQUEOUS (WATER) SOLID OR SEMISOLID AIR NONAQUEOUS LIQUID (OIL, SOLVENT, ...)	<i>LLDPA</i>	<i>RCRFB</i>						STANDARD REPORT DELIVERY	<input type="checkbox"/>
CLIENT (FACILITY NAME)	CLIENT PHONE	CLIENT FAX									DATE DUE	
COMPANY CONTRACTING THIS WORK (if applicable)											EXPEDITED REPORT DELIVERY (SURCHARGE)	<input type="checkbox"/>
											DATE DUE	

PRESERVATIVE

SAMPLE		SAMPLE IDENTIFICATION	COMPOSITE (C) OR GRAB (G) INDICATE	AQUEOUS (WATER)	SOLID OR SEMISOLID	AIR	NONAQUEOUS LIQUID (OIL, SOLVENT, ...)	NUMBER OF CONTAINERS SUBMITTED						REMARKS
DATE	TIME							1	2	3	4	5	6	
<i>3/5/13</i>	<i>0910</i>	<i>CVX281A-CS</i>	<i>C</i>	<i>✓</i>			<i>X</i>							
	<i>0920</i>	<i>CVX281B-CS</i>	<i>C</i>	<i>✓</i>			<i>X</i>							
	<i>1244</i>	<i>CVX339A-CS-SP</i>	<i>C</i>	<i>✓</i>			<i>X</i>							
	<i>1254</i>	<i>CVX339B-CS-SP</i>	<i>C</i>	<i>✓</i>			<i>X</i>							
	<i>10:10</i>	<i>CVX388A-CS</i>	<i>C</i>	<i>✓</i>			<i>X</i>							
	<i>10:10</i>	<i>CVX388A-CSD</i>	<i>C</i>	<i>✓</i>			<i>X</i>							
	<i>10:20</i>	<i>CVX388B-CS</i>	<i>C</i>	<i>✓</i>			<i>X</i>	<i>X</i>						
	<i>1307</i>	<i>CVX341A-CS-SP</i>	<i>C</i>	<i>✓</i>			<i>X</i>							
	<i>1315</i>	<i>CVX341B-CS-SP</i>	<i>C</i>	<i>✓</i>			<i>X</i>	<i>X</i>						
	<i>1038</i>	<i>CVX399A-CS-SP</i>	<i>C</i>	<i>✓</i>			<i>X</i>							
	<i>1048</i>	<i>CVX399B-CS-SP</i>	<i>C</i>	<i>✓</i>			<i>X</i>							
	<i>0955</i>	<i>CVX552A CS-SP</i>												

RELINQUISHED BY: (SIGNATURE) <i>[Signature]</i>	DATE <i>3/6/13</i>	TIME <i>1800</i>	RELINQUISHED BY: (SIGNATURE)	DATE	TIME	RELINQUISHED BY: (SIGNATURE)	DATE	TIME
RECEIVED BY: (SIGNATURE)	DATE	TIME	RECEIVED BY: (SIGNATURE)	DATE	TIME	RECEIVED BY: (SIGNATURE)	DATE	TIME

RECEIVED FOR LABORATORY BY: (SIGNATURE) <i>[Signature]</i>	DATE <i>03/07/13</i>	TIME <i>0944</i>	CUSTODY INTACT YES <input type="checkbox"/> NO <input type="checkbox"/>	CUSTODY SEAL NO.	SAVANNAH LOG NO. <i>88867</i>	LABORATORY REMARKS <i>2.8</i>
---	-------------------------	---------------------	---	------------------	----------------------------------	----------------------------------

(b) (6)
(b) (6)
(b) (6)

Page 16 of 23

3/18/2013

ANALYSIS REQUEST AND CHAIN OF CUSTODY RECORD



TestAmerica Savannah
5102 LaRoche Avenue
Savannah, GA 31404

Website: www.testamericainc.com
Phone: (912) 354-7858
Fax: (912) 352-0165

Alternate Laboratory Name/Location

Phone:
Fax:

THE LEADER IN ENVIRONMENTAL TESTING

PROJECT REFERENCE <i>35th Avenue Removal</i>	PROJECT NO.	PROJECT LOCATION (STATE) <i>FL</i>	MATRIX TYPE	REQUIRED ANALYSIS	PAGE <i>3</i>	OF <i>4</i>
TAL (LAB) PROJECT MANAGER <i>Lisa Harvey</i>	P.O. NUMBER <i>200548-1356</i>	CONTRACT NO.	COMPOSITE (C) OR GRAB (G) INDICATE AQUEOUS (WATER) SOLID OR SEMISOLID AIR NONAQUEOUS LIQUID (OIL, SOLVENT, ...)	<p style="text-align: center; font-size: 2em; font-weight: bold;">PRESERVATIVE</p>	STANDARD REPORT DELIVERY	<i>0</i>
CLIENT NAME	CLIENT E-MAIL	CLIENT FAX			DATE DUE	EXPEDITED REPORT DELIVERY (SURCHARGE)
COMPANY CONTRACTING THIS WORK (if applicable)				NUMBER OF CONTAINERS SUBMITTED	NUMBER OF COOLERS SUBMITTED PER SHIPMENT:	

(b) (6)
(b) (6)
(b) (6)

SAMPLE DATE	SAMPLE TIME	SAMPLE IDENTIFICATION	COMPOSITE (C) OR GRAB (G) INDICATE	AQUEOUS (WATER)	SOLID OR SEMISOLID	AIR	NONAQUEOUS LIQUID (OIL, SOLVENT, ...)	NUMBER OF CONTAINERS SUBMITTED										REMARKS			
								1	2	3	4	5	6	7	8	9	10		11	12	
<i>3/5/13</i>	<i>1443</i>	<i>CV0277A-CS-SP</i>	<i>C</i>	<i>✓</i>			<i>X</i>														
	<i>1456</i>	<i>CV0277B-CS-SP</i>	<i>C</i>	<i>✓</i>			<i>X</i>														
	<i>1539</i>	<i>CV0632A-CS-SP</i>	<i>C</i>	<i>✓</i>			<i>X</i>														
	<i>1545</i>	<i>CV0632B-CS-SP</i>	<i>C</i>	<i>✓</i>			<i>X</i>														
	<i>15:40</i>	<i>HP0199A-CS</i>	<i>C</i>	<i>✓</i>			<i>X</i>														
	<i>15:50</i>	<i>HP0199B-CS</i>	<i>C</i>	<i>✓</i>			<i>X</i>														
	<i>14:30</i>	<i>HP0255B-CS</i>	<i>C</i>	<i>✓</i>			<i>X</i>														
	<i>14:40</i>	<i>HP0255C-CS</i>	<i>C</i>	<i>✓</i>			<i>X</i>														
	<i>15:00</i>	<i>HP0258A-CS</i>	<i>C</i>	<i>✓</i>			<i>X</i>														
	<i>15:10</i>	<i>HP0258B-CS</i>	<i>C</i>	<i>✓</i>			<i>X</i>														
	<i>10:10</i>	<i>CV0552B-CS-SP (sieve)</i>	<i>C</i>	<i>✓</i>			<i>X</i>														
	<i>10:20</i>	<i>CV0388B-CS (sieve)</i>	<i>C</i>	<i>✓</i>			<i>X</i>														

RELINQUISHED BY: (SIGNATURE) <i>[Signature]</i>	DATE <i>3/16/13</i>	TIME <i>1800</i>	RELINQUISHED BY: (SIGNATURE)	DATE	TIME	RELINQUISHED BY: (SIGNATURE)	DATE	TIME
RECEIVED BY: (SIGNATURE)	DATE	TIME	RECEIVED BY: (SIGNATURE)	DATE	TIME	RECEIVED BY: (SIGNATURE)	DATE	TIME

RECEIVED FOR LABORATORY BY: (SIGNATURE) <i>[Signature]</i>	DATE <i>3/17/13</i>	TIME <i>0944</i>	CUSTODY INTACT YES <input type="radio"/> NO <input type="radio"/>	CUSTODY SEAL NO.	SAVANNAH LOG NO. <i>680</i> <i>88067</i>	LABORATORY REMARKS <i>2.8</i>
---	------------------------	---------------------	---	------------------	--	----------------------------------

Page 17 of 23

3/18/2013

Serial Number 59548

ANALYSIS REQUEST AND CHAIN OF CUSTODY RECORD

TestAmerica

THE LEADER IN ENVIRONMENTAL TESTING

TestAmerica Savannah
5102 LaRoche Avenue
Savannah, GA 31404

Website: www.testamericainc.com
Phone: (912) 354-7858
Fax: (912) 352-0165

Alternate Laboratory Name/Location

Phone:
Fax:

PROJECT REFERENCE 35th Ave Remedial	PROJECT NO.	PROJECT LOCATION (STATE) AL	MATRIX TYPE	REQUIRED ANALYSIS	PAGE 4 OF 9
---	-------------	---------------------------------------	-------------	-------------------	---------------------------

TAL (LAB) PROJECT MANAGER Lisa Haney	P.O. NUMBER 2005148 1356	CONTRACT NO.	CLIENT FAX	STANDARD REPORT DELIVERY	<input type="checkbox"/>
--	------------------------------------	--------------	------------	--------------------------	--------------------------

CLIENT (SITE) PM	CLIENT PHONE	CLIENT FAX	CLIENT NAME	CLIENT EMAIL	DATE DUE _____
------------------	--------------	------------	-------------	--------------	----------------

CLIENT ADDRESS	COMPANY CONTRACTING THIS WORK (if applicable)	EXPEDITED REPORT DELIVERY (SURCHARGE)	<input type="checkbox"/>	DATE DUE _____
----------------	---	---------------------------------------	--------------------------	----------------

COMPOSITE (C) OR GRAB (G) INDICATE	AQUEOUS (WATER)	SOLID OR SEMISOLID	AIR	NONAQUEOUS LIQUID (OIL, SOLVENT, ...)	NUMBER OF COOLERS SUBMITTED PER SHIPMENT:
------------------------------------	-----------------	--------------------	-----	---------------------------------------	---

PRESERVATIVE

SAMPLE		SAMPLE IDENTIFICATION	COMPOSITE (C) OR GRAB (G) INDICATE	AQUEOUS (WATER)	SOLID OR SEMISOLID	AIR	NONAQUEOUS LIQUID (OIL, SOLVENT, ...)	NUMBER OF CONTAINERS SUBMITTED				REMARKS
DATE	TIME							1	2	3	4	

3/6/13	1315	CV 0341 B-CS-SP (sieve)	✓				X						
(Remaining rows are crossed out with a diagonal line)													

RELINQUISHED BY: (SIGNATURE) [Signature]	DATE 3/6/13	TIME 1800	RELINQUISHED BY: (SIGNATURE)	DATE	TIME	RELINQUISHED BY: (SIGNATURE)	DATE	TIME
--	-----------------------	---------------------	------------------------------	------	------	------------------------------	------	------

RECEIVED BY: (SIGNATURE)	DATE	TIME	RECEIVED BY: (SIGNATURE)	DATE	TIME	RECEIVED BY: (SIGNATURE)	DATE	TIME
--------------------------	------	------	--------------------------	------	------	--------------------------	------	------

RECEIVED FOR LABORATORY BY: (SIGNATURE) [Signature]	DATE 03/07/13	TIME 0944	CUSTODY INTACT YES <input type="checkbox"/> NO <input type="checkbox"/>	CUSTODY SEAL NO.	SAVANNAH LOG NO. 680-88067	LABORATORY REMARKS 2.8°
---	-------------------------	---------------------	---	------------------	-----------------------------------	-----------------------------------

(b) (6)
(b) (6)
(b) (6)

Page 18 of 23

3/18/2013

Login Sample Receipt Checklist

Client: Oneida Total Integrated Enterprises LLC

Job Number: 680-88067-3

SDG Number: 68088067-3

Login Number: 88067

List Number: 1

Creator: Barnett, Eddie T

List Source: TestAmerica Savannah

Question	Answer	Comment
Radioactivity wasn't checked or is <=/ background as measured by a survey meter.	N/A	
The cooler's custody seal, if present, is intact.	True	
Sample custody seals, if present, are intact.	True	
The cooler or samples do not appear to have been compromised or tampered with.	True	
Samples were received on ice.	True	
Cooler Temperature is acceptable.	True	
Cooler Temperature is recorded.	True	
COC is present.	True	
COC is filled out in ink and legible.	True	
COC is filled out with all pertinent information.	True	
Is the Field Sampler's name present on COC?	N/A	
There are no discrepancies between the containers received and the COC.	True	
Samples are received within Holding Time.	True	
Sample containers have leg ble labels.	True	
Containers are not broken or leaking.	True	
Sample collection date/times are provided.	True	
Appropriate sample containers are used.	True	
Sample bottles are completely filled.	True	
Sample Preservation Verified.	N/A	
There is sufficient vol. for all requested analyses, incl. any requested MS/MSDs	True	
Containers requiring zero headspace have no headspace or bubble is <6mm (1/4").	N/A	
Multiphasic samples are not present.	True	
Samples do not require splitting or compositing.	True	
Residual Chlorine Checked.	N/A	

Login Sample Receipt Checklist

Client: Oneida Total Integrated Enterprises LLC

Job Number: 680-88067-3

SDG Number: 68088067-3

Login Number: 88067

List Number: 1

Creator: Snead, Joshua

List Source: TestAmerica Tampa

List Creation: 03/08/13 10:02 AM

Question	Answer	Comment
Radioactivity wasn't checked or is <=/ background as measured by a survey meter.	N/A	
The cooler's custody seal, if present, is intact.	True	
Sample custody seals, if present, are intact.	True	
The cooler or samples do not appear to have been compromised or tampered with.	True	
Samples were received on ice.	True	
Cooler Temperature is acceptable.	True	
Cooler Temperature is recorded.	True	
COC is present.	True	
COC is filled out in ink and legible.	True	
COC is filled out with all pertinent information.	True	
Is the Field Sampler's name present on COC?	True	
There are no discrepancies between the containers received and the COC.	True	
Samples are received within Holding Time.	True	
Sample containers have leg ble labels.	True	
Containers are not broken or leaking.	True	
Sample collection date/times are provided.	True	
Appropriate sample containers are used.	True	
Sample bottles are completely filled.	True	
Sample Preservation Verified.	True	
There is sufficient vol. for all requested analyses, incl. any requested MS/MSDs	True	
Containers requiring zero headspace have no headspace or bubble is <6mm (1/4").	N/A	
Multiphasic samples are not present.	True	
Samples do not require splitting or compositing.	True	
Residual Chlorine Checked.	N/A	

Login Sample Receipt Checklist

Client: Oneida Total Integrated Enterprises LLC

Job Number: 680-88067-3

SDG Number: 68088067-3

Login Number: 88067

List Number: 2

Creator: Cerome, Saurel

List Source: TestAmerica Tampa

List Creation: 03/08/13 12:50 PM

Question	Answer	Comment
Radioactivity wasn't checked or is </= background as measured by a survey meter.		
The cooler's custody seal, if present, is intact.		
Sample custody seals, if present, are intact.		
The cooler or samples do not appear to have been compromised or tampered with.		
Samples were received on ice.		
Cooler Temperature is acceptable.		
Cooler Temperature is recorded.		
COC is present.		
COC is filled out in ink and legible.		
COC is filled out with all pertinent information.		
Is the Field Sampler's name present on COC?		
There are no discrepancies between the containers received and the COC.		
Samples are received within Holding Time.		
Sample containers have leg ble labels.		
Containers are not broken or leaking.		
Sample collection date/times are provided.		
Appropriate sample containers are used.		
Sample bottles are completely filled.		
Sample Preservation Verified.		
There is sufficient vol. for all requested analyses, incl. any requested MS/MSDs		
Containers requiring zero headspace have no headspace or bubble is <6mm (1/4").		
Multiphasic samples are not present.		
Samples do not require splitting or compositing.		
Residual Chlorine Checked.		

Certification Summary

Client: Oneida Total Integrated Enterprises LLC
 Project/Site: 35th Avenue Superfund Site

TestAmerica Job ID: 680-88067-3
 SDG: 68088067-3

Laboratory: TestAmerica Savannah

All certifications held by this laboratory are listed. Not all certifications are applicable to this report.

Authority	Program	EPA Region	Certification ID	Expiration Date
A2LA	DoD ELAP		0399-01	03-31-13
A2LA	ISO/IEC 17025		399.01	03-31-13
Alabama	State Program	4	41450	06-30-13
Alaska (UST)	State Program	10	UST-104	06-19-13
California	NELAP	9	3217CA	07-31-13
Colorado	State Program	8	N/A	12-31-13
Connecticut	State Program	1	PH-0161	03-31-13
Florida	NELAP	4	E87052	06-30-13
GA Dept. of Agriculture	State Program	4	N/A	12-31-13
Georgia	State Program	4	N/A	06-30-13
Georgia	State Program	4	803	06-30-13
Guam	State Program	9	09-005r	04-17-13
Hawaii	State Program	9	N/A	06-30-13
Illinois	NELAP	5	200022	11-30-13
Indiana	State Program	5	N/A	06-30-13
Iowa	State Program	7	353	07-01-13
Kentucky	State Program	4	90084	12-31-12
Kentucky (UST)	State Program	4	18	03-31-13
Louisiana	NELAP	6	30690	06-30-13
Louisiana	NELAP	6	LA100015	12-31-13
Maine	State Program	1	GA00006	08-16-14
Maryland	State Program	3	250	12-31-13
Massachusetts	State Program	1	M-GA006	06-30-13
Michigan	State Program	5	9925	06-30-13
Mississippi	State Program	4	N/A	06-30-13
Montana	State Program	8	CERT0081	01-01-14
Nebraska	State Program	7	TestAmerica-Savannah	06-30-13
New Jersey	NELAP	2	GA769	06-30-13
New Mexico	State Program	6	N/A	06-30-13
New York	NELAP	2	10842	04-01-13
North Carolina DENR	State Program	4	269	12-31-13
North Carolina DHHS	State Program	4	13701	07-31-13
Oklahoma	State Program	6	9984	08-31-13
Pennsylvania	NELAP	3	68-00474	06-30-13
Puerto Rico	State Program	2	GA00006	01-01-14
South Carolina	State Program	4	98001	06-30-13
Tennessee	State Program	4	TN02961	06-30-13
Texas	NELAP	6	T104704185-08-TX	11-30-13
USDA	Federal		SAV 3-04	04-07-14
Virginia	NELAP	3	460161	06-14-13
Washington	State Program	10	C1794	06-10-13
West Virginia	State Program	3	9950C	12-31-13
West Virginia DEP	State Program	3	94	06-30-13
Wisconsin	State Program	5	999819810	08-31-13
Wyoming	State Program	8	8TMS-Q	06-30-13

Laboratory: TestAmerica Tampa

All certifications held by this laboratory are listed. Not all certifications are applicable to this report.

Authority	Program	EPA Region	Certification ID	Expiration Date
Alabama	State Program	4	40610	06-30-13
Florida	NELAP	4	E84282	06-30-13

TestAmerica Savannah

Certification Summary

Client: Oneida Total Integrated Enterprises LLC
Project/Site: 35th Avenue Superfund Site

TestAmerica Job ID: 680-88067-3
SDG: 68088067-3

Laboratory: TestAmerica Tampa (Continued)

All certifications held by this laboratory are listed. Not all certifications are applicable to this report.

Authority	Program	EPA Region	Certification ID	Expiration Date
Georgia	State Program	4	905	06-30-13
USDA	Federal		P330-11-00177	04-20-14

1

2

3

4

5

6

7

8

9

10

11

12