

REDACTED

Data Validation Checklist Semivolatile Organic Analyses

Project: 35TH Avenue Superfund Site
 Laboratory: TestAmerica - Savannah, GA¹
 Method: SW-846 8270C Low-Level (PAH)
 Matrix: Soil
 Reviewer: Karen Marie Trujillo, URS Group, Inc.
 Concurrence²: Martha Meyers-Lee, URS Group, Inc.

Project No: 15268508.20000
 Job ID.: 680-89985-2
 Associated Samples: Refer to Attachment A (Sample Summary)
 Samples Collected: 05/02/2013
 Date: 05/28/2013
 Date: 05/30/2013

Review Questions	Yes	No	N/A	Samples (Analytes) Affected/Comments	Flag
1. Were sample storage and preservation requirements met? If temperature >6°C, then J/UJ-flag results.	✓				
2. Were all COC records signed and integrity seals intact, indicating that COC was maintained for all samples?	✓				
3. Were there any problems noted in laboratory data package concerning condition of samples upon receipt?		✓			
4. Do any soil samples contain more than 50% water? If yes, then results are to be reported on a wet-weight basis.		✓			
5. Were holding times met (≤7 and 14 days from collection to extraction for aqueous and solid samples, respectively; ≤40 days from extraction to analysis)? If not, then J/UJ-flag sample results. If grossly (2x) exceeded, then flag J/R.	✓				
6. Were results for all project-specified target analytes reported?	✓				
7. Were project-specified Reporting Limits achieved for undiluted sample analyses?	✓				
8. Were samples with analyte concentrations exceeding the calibration range of the instrument re-analyzed at a higher dilution? If not, then J-flag sample result.	✓				
9. Was a method blank extracted with each batch (i.e., one per 20 samples, per batch, per matrix and per level)?	✓				
10. Were target analytes detected in the method blank?		✓			
11. Were target analytes detected in equipment/rinsate blanks?		✓		PAHs were not detected during the analysis of rinsate blank 680-89896-23 (050113-RB-Bowls&Spoons).	

¹ All analytical work subcontracted to TestAmerica of Tampa, FL

² Independent technical reviewer

Data Validation Checklist (Continued)

Review Questions	Yes	No	N/A	Samples (Analytes) Affected/Comments	Flag
12. Are equipment/rinsate blanks associated with every sample? If no, note in DV report.	✓			According to the QAPP, a rinsate blank is to be collected after each decontamination event, which occurs once per week per the client. A rinsate blank, 680-89896-23 (050113-RB-Bowls&Spoons), was collected during the week of 4/29/13. The rinsate blank was analyzed for PAHs under Test America Job ID 680-89896-1.	
13. Were analytes detected in samples below the blank contamination action level? If yes, U-flag positive sample results <5x associated blank concentration (10x for common blank contaminants – phthalates)			✓	Blank contamination does not exist.	
14. Is a field duplicate associated with this Job?		✓			
15. Was precision deemed acceptable as defined by the project plans?			✓		
16. Were DFTPP ion abundance criteria (i.e., Table 3 of SW-846 8270C) met? If no, professional judgment may be applied to determine to what extent the data may be utilized.	✓			Alternate tuning criteria were used by the laboratory (i.e., EPA Method 525.2). All ion abundance criteria were met per EPA Method 525.2.	
17. Were samples analyzed within 12 hours of the DFTPP tune? If no, professional judgment may be applied to determine to what extent the data may be utilized.	✓				
18. Were initial and continuing calibration standards analyzed at the proper frequency for each instrument? <ul style="list-style-type: none"> • Ensure that a minimum of five standards are used for the initial calibration. If no, use professional judgment to determine the effect on the data and note in the reviewer narrative. • An initial calibration is to be associated with each sample analysis. • A continuing calibration standard is to be analyzed for every 12 hours of sample analysis per instrument. 	✓			<ul style="list-style-type: none"> • Instrument ID: BSMA5973 • Initial Calibration: 05/06/2013 • ICV: 05/06/13 @ 12:11 • CCV: 05/08/13 @ 14:31 • CCV: 05/09/13 @ 10:56 	
19. Were calibration results within laboratory/project specifications? <ul style="list-style-type: none"> • ICAL (Criteria: ≤ 15 mean %RSD with individual CCC %RSD ≤ 30 ($\leq 50\%$ for poor performers), OR $r \geq 0.995$, OR $r^2 \geq 0.99$, and RRF ≥ 0.050 (≥ 0.010 for poor performers)): <ul style="list-style-type: none"> ○ If %RSD > 15 ($> 50\%$ for poor performers), or $r < 0.995$, or $r^2 < 0.995$, then J-flag positive results and UJ-flag non-detects ○ If mean RRF < 0.050 (< 0.010 for poor performers), then 	✓				

Data Validation Checklist (Continued)

Review Questions	Yes	No	N/A	Samples (Analytes) Affected/Comments	Flag
<p>J-flag positive results and R-flag non-detects</p> <ul style="list-style-type: none"> ICV and CCV (Criteria: $\leq 20\%D$ ($\leq 50\%$ for poor performers) and $RF \geq 0.050$ (≥ 0.010 for poor performers)): <ul style="list-style-type: none"> If $\%D > 20$ ($> 50\%$ for poor performers), then J-flag positive results and UJ-flag non-detects If $RF < 0.050$ (< 0.010 for poor performers), then UJ-flag non-detected semivolatile target compounds 					
20. Was a LCS prepared for each batch and matrix?	✓				
21. Were LCS recoveries within lab control limits? If no, J-flag positive results when $\%R > \text{Upper Control Limit (UCL)}$ and J/R-flag results when $\%R < \text{Lower Control Limit (LCL)}$.	✓				
22. Were LCS/LCSD RPD within lab specifications? If no, J-flag positive results and UJ-flag non-detects			✓	LCS only	
23. Was a MS/MSD pair extracted at the proper frequency (one per 20 samples per batch)?	✓				
24. Is the MS/MSD parent sample a project-specific sample?	✓			<ul style="list-style-type: none"> Prep Batch 137234: 680-89985-22 (CV1237B-CS), MS/MSD Prep Batch 137284: 680-89985-25 (CV1322A-CS), MS/MSD 	
<p>25. Were MS/MSD recoveries within laboratory/project specifications? <i>Only QC results for project samples are evaluated that are reported under this Job ID are evaluated.</i></p> <ul style="list-style-type: none"> If the native sample concentration $> 4x$ spiking level, then an evaluation of interference is not possible. If either MS or MSD recovery meets control limits, qualification of data is not warranted. MS and MSD $\%R < 10$: J and R Flag positive and ND results, respectively MS and MSD $\%R > 10$ and $< \text{LCL}$: J-Flag positive and UJ-flag non-detect results MS and MSD $R\% > \text{UCL}$ (or 140): J-Flag positive results 		✓		CV1237B-CS (680-89985-22): Fluoranthene @ 132 and 69%R (40-130). Qualification of data not required ³ .	
<p>26. Were laboratory criteria met for precision during the MS/MSD analysis? <i>Only QC results for project samples are evaluated that are reported under this Job ID are evaluated.</i></p> <ul style="list-style-type: none"> If the native sample concentration $> 4x$ spiking level, then an evaluation of interference is not possible. 		✓		<p>CV1237B-CS (680-89985-22):</p> <ul style="list-style-type: none"> Fluoranthene @ 47 %RPD (≤ 40). J-Flag Pyrene @ 43 %RPD (≤ 40). J-Flag 	J

³ The recovery of either the MS or MSD met control limits.

Data Validation Checklist (Continued)

Review Questions	Yes	No	N/A	Samples (Analytes) Affected/Comments	Flag
<ul style="list-style-type: none"> If %RPD > UCL, J-flag positive result and UJ-flag non-detect result. 					
<p>27. Were surrogate recoveries within lab/project specifications?</p> <ul style="list-style-type: none"> If %R for 1 Acid or BN surrogates <10, then J-flag positive and R-flag non-detect associated sample results If 2 or more Acid or BN %R >UCL, then J-flag positive results If 2 or more Acid or BN %R ≥10%, but <LCL, then J-flag positive results and UJ-flag non-detect results If 2 or more Acid or BN , with 1 %R >UCL and 1 %R ≥10%, but <LCL, then J-flag positive results and UJ-flag non-detect results 	✓				
<p>28. Were internal standard (IS) results within lab/project specifications?</p> <ul style="list-style-type: none"> If IS area counts are less than 50% of the midpoint calibration standard, then J-flag positive and UJ-flag non-detect associated sample results If IS area counts are greater than 100% of the midpoint calibration standard, then J-flag positive results If extremely low area counts are reported or performance exhibits a major abrupt drop-off, then a severe loss of sensitivity is indicated, J-flag positive and R-flag non-detect results If retention time of sample's internal standard is not within 30 seconds of the associated calibration standard, R-flag associated data. The chromatographic profile for that sample must be examined to determine if any false positives or negatives exists. For shifts of large magnitude, the reviewer may consider partial or total rejection of the data for that sample fraction. Positive results need not be qualified as R, if mass spectral criteria are met. 	✓				
<p>29. Were lab comments included in report?</p>	✓			Refer to Attachment B (Case Narrative)	

Data Validation Checklist (Continued)

Review Questions	Yes	No	N/A	Samples (Analytes) Affected/Comments	Flag
<p>Comments: The data validation was conducted in accordance with the <i>Non-Industrial Use Property Sampling Event QAPP for the 35th Avenue Removal Site, Birmingham, Alabama, Revision 1</i> (OTIE, October 2012). The data review process was modeled after the <i>USEPA Contract Laboratory Program (CLP) National Functional Guidelines (NFG) for Organic Methods Data Review</i> (EPA, October 1999) and <i>USEPA CLP NFG for Low Concentration Organic Methods Data Review</i> (EPA, June 2001). Sample results have been qualified based on the results of the data review process (Attachment C). Criteria for acceptability of data were based upon available site information, analytical method requirements, guidance documents, and professional judgment.</p>					

DV Flag Definitions:

- J The analyte was positively identified; the associated numerical value is the approximate concentration of the analyte in the sample.
- R The sample results are unusable. The analyte may or may not be present in the sample.
- U The analyte was analyzed for, but was not detected above the associated level; blank contamination may exist.
- UJ The analyte was not detected above the limit, and the limit is approximate and may be inaccurate or imprecise.

ATTACHMENT A
SAMPLE SUMMARY

Sample Summary

Client: Oneida Total Integrated Enterprises LLC
Project/Site: 35th Avenue Superfund Site

TestAmerica Job ID: 680-89985-2
SDG: 68089985-2

Lab Sample ID	Client Sample ID	Matrix	Collected	Received
680-89985-21	CV1237A-CS	Solid	05/02/13 12:15	05/03/13 11:15
680-89985-22	CV1237B-CS	Solid	05/02/13 12:25	05/03/13 11:15
680-89985-23	CV1302A-CS	Solid	05/02/13 12:50	05/03/13 11:15
680-89985-24	CV1302B-CS	Solid	05/02/13 12:55	05/03/13 11:15
680-89985-25	CV1322A-CS	Solid	05/02/13 13:20	05/03/13 11:15
680-89985-26	CV1322B-CS	Solid	05/02/13 13:30	05/03/13 11:15

1

2

3

4

5

6

7

8

9

10

11

12

ATTACHMENT B
CASE NARRATIVE

Case Narrative

Client: Oneida Total Integrated Enterprises LLC
Project/Site: 35th Avenue Superfund Site

TestAmerica Job ID: 680-89985-2
SDG: 68089985-2

Job ID: 680-89985-2

Laboratory: TestAmerica Savannah

Narrative

CASE NARRATIVE

Client: Oneida Total Integrated Enterprises LLC

Project: 35th Avenue Superfund Site

Report Number: 680-89985-2

With the exceptions noted as flags or footnotes, standard analytical protocols were followed in the analysis of the samples and no problems were encountered or anomalies observed. In addition all laboratory quality control samples were within established control limits, with any exceptions noted below. Each sample was analyzed to achieve the lowest possible reporting limit within the constraints of the method. In some cases, due to interference or analytes present at high concentrations, samples were diluted. For diluted samples, the reporting limits are adjusted relative to the dilution required.

Calculations are performed before rounding to avoid round-off errors in calculated results.

All holding times were met and proper preservation noted for the methods performed on these samples, unless otherwise detailed in the individual sections below.

RECEIPT

The samples were received on 05/03/2013; the samples arrived in good condition, properly preserved and on ice. The temperatures of the 3 coolers at receipt time were 4.4° C, 5.2° C and 5.6° C.

SEMIVOLATILE ORGANIC COMPOUNDS BY GCMS - LOW LEVEL

Samples CV1237A-CS (680-89985-21), CV1237B-CS (680-89985-22), CV1302A-CS (680-89985-23), CV1302B-CS (680-89985-24), CV1322A-CS (680-89985-25) and CV1322B-CS (680-89985-26) were analyzed for Semivolatile Organic Compounds by GCMS - Low Level in accordance with EPA SW-846 Method 8270C. The samples were prepared on 05/08/2013 and 05/09/2013 and analyzed on 05/09/2013.

Samples CV1302A-CS (680-89985-23)[4X], CV1302B-CS (680-89985-24)[4X] and CV1322A-CS (680-89985-25)[4X] required dilution prior to analysis. The reporting limits have been adjusted accordingly.

Fluoranthene recovered outside the recovery criteria for the MS/MSD of sample CV1237B-CS (680-89985-22) in batch 660-137283. Fluoranthene and Pyrene exceeded the rpd limit for the MSD of sample CV1237B-CSMSD (680-89985-22) in batch 660-137283.

No other difficulties were encountered during the SVOAs analyses.

All other quality control parameters were within the acceptance limits.

ATTACHMENT C
QUALIFIED SAMPLE RESULTS

Client Sample Results

Client: Oneida Total Integrated Enterprises LLC
 Project/Site: 35th Avenue Superfund Site

TestAmerica Job ID: 680-89985-2
 SDG: 68089985-2

Client Sample ID: CV1237A-CS

Lab Sample ID: 680-89985-21

Date Collected: 05/02/13 12:15

Matrix: Solid

Date Received: 05/03/13 11:15

Percent Solids: 86.3

Method: 8270C LL - Semivolatile Organic Compounds by GCMS - Low Levels

Analyte	Result	Qualifier	RL	MDL	Unit	D	Prepared	Analyzed	Dil Fac
Acenaphthene	120	U	120	23	ug/Kg	☼	05/08/13 11:30	05/09/13 15:42	1
Acenaphthylene	26	J	46	5.8	ug/Kg	☼	05/08/13 11:30	05/09/13 15:42	1
Anthracene	46		9.7	4.9	ug/Kg	☼	05/08/13 11:30	05/09/13 15:42	1
Benzo[a]anthracene	270		9.3	4.5	ug/Kg	☼	05/08/13 11:30	05/09/13 15:42	1
Benzo[a]pyrene	190		12	6.0	ug/Kg	☼	05/08/13 11:30	05/09/13 15:42	1
Benzo[b]fluoranthene	350		14	7.1	ug/Kg	☼	05/08/13 11:30	05/09/13 15:42	1
Benzo[g,h,i]perylene	130		23	5.1	ug/Kg	☼	05/08/13 11:30	05/09/13 15:42	1
Benzo[k]fluoranthene	110		9.3	4.2	ug/Kg	☼	05/08/13 11:30	05/09/13 15:42	1
Chrysene	250		10	5.2	ug/Kg	☼	05/08/13 11:30	05/09/13 15:42	1
Dibenz(a,h)anthracene	41		23	4.8	ug/Kg	☼	05/08/13 11:30	05/09/13 15:42	1
Fluoranthene	300		23	4.6	ug/Kg	☼	05/08/13 11:30	05/09/13 15:42	1
Fluorene	12	J	23	4.8	ug/Kg	☼	05/08/13 11:30	05/09/13 15:42	1
Indeno[1,2,3-cd]pyrene	130		23	8.2	ug/Kg	☼	05/08/13 11:30	05/09/13 15:42	1
1-Methylnaphthalene	87		46	5.1	ug/Kg	☼	05/08/13 11:30	05/09/13 15:42	1
2-Methylnaphthalene	90		46	8.2	ug/Kg	☼	05/08/13 11:30	05/09/13 15:42	1
Naphthalene	54		46	5.1	ug/Kg	☼	05/08/13 11:30	05/09/13 15:42	1
Phenanthrene	190		9.3	4.5	ug/Kg	☼	05/08/13 11:30	05/09/13 15:42	1
Pyrene	250		23	4.3	ug/Kg	☼	05/08/13 11:30	05/09/13 15:42	1

Surrogate	%Recovery	Qualifier	Limits	Prepared	Analyzed	Dil Fac
<i>o</i> -Terphenyl	66		30 - 130	05/08/13 11:30	05/09/13 15:42	1

Client Sample ID: CV1237B-CS

Lab Sample ID: 680-89985-22

Date Collected: 05/02/13 12:25

Matrix: Solid

Date Received: 05/03/13 11:15

Percent Solids: 90.4

Method: 8270C LL - Semivolatile Organic Compounds by GCMS - Low Levels

Analyte	Result	Qualifier	RL	MDL	Unit	D	Prepared	Analyzed	Dil Fac
Acenaphthene	110	U	110	22	ug/Kg	☼	05/08/13 11:30	05/09/13 15:57	1
Acenaphthylene	46		44	5.5	ug/Kg	☼	05/08/13 11:30	05/09/13 15:57	1
Anthracene	120		9.3	4.6	ug/Kg	☼	05/08/13 11:30	05/09/13 15:57	1
Benzo[a]anthracene	160		8.9	4.3	ug/Kg	☼	05/08/13 11:30	05/09/13 15:57	1
Benzo[a]pyrene	140		12	5.8	ug/Kg	☼	05/08/13 11:30	05/09/13 15:57	1
Benzo[b]fluoranthene	260		13	6.7	ug/Kg	☼	05/08/13 11:30	05/09/13 15:57	1
Benzo[g,h,i]perylene	85		22	4.9	ug/Kg	☼	05/08/13 11:30	05/09/13 15:57	1
Benzo[k]fluoranthene	85		8.9	4.0	ug/Kg	☼	05/08/13 11:30	05/09/13 15:57	1
Chrysene	150		10	5.0	ug/Kg	☼	05/08/13 11:30	05/09/13 15:57	1
Dibenz(a,h)anthracene	25		22	4.5	ug/Kg	☼	05/08/13 11:30	05/09/13 15:57	1
Fluoranthene	230	F	22	4.4	ug/Kg	☼	05/08/13 11:30	05/09/13 15:57	1
Fluorene	17	J	22	4.5	ug/Kg	☼	05/08/13 11:30	05/09/13 15:57	1
Indeno[1,2,3-cd]pyrene	84		22	7.9	ug/Kg	☼	05/08/13 11:30	05/09/13 15:57	1
1-Methylnaphthalene	27	J	44	4.9	ug/Kg	☼	05/08/13 11:30	05/09/13 15:57	1
2-Methylnaphthalene	45		44	7.9	ug/Kg	☼	05/08/13 11:30	05/09/13 15:57	1
Naphthalene	76		44	4.9	ug/Kg	☼	05/08/13 11:30	05/09/13 15:57	1
Phenanthrene	150		8.9	4.3	ug/Kg	☼	05/08/13 11:30	05/09/13 15:57	1
Pyrene	170	F	22	4.1	ug/Kg	☼	05/08/13 11:30	05/09/13 15:57	1

Surrogate	%Recovery	Qualifier	Limits	Prepared	Analyzed	Dil Fac
<i>o</i> -Terphenyl	65		30 - 130	05/08/13 11:30	05/09/13 15:57	1

Sample results have been qualified by URS in accordance with the Non-Industrial Use Property Sampling Event QAPP for the 35th Avenue Removal Site, Birmingham, Alabama, Revision 1 (OTTE, October 2012)

TestAmerica Savannah

Client Sample Results

Client: Oneida Total Integrated Enterprises LLC
 Project/Site: 35th Avenue Superfund Site

TestAmerica Job ID: 680-89985-2
 SDG: 68089985-2

Client Sample ID: CV1302A-CS

Lab Sample ID: 680-89985-23

Date Collected: 05/02/13 12:50

Matrix: Solid

Date Received: 05/03/13 11:15

Percent Solids: 66.7

Method: 8270C LL - Semivolatile Organic Compounds by GCMS - Low Levels

Analyte	Result	Qualifier	RL	MDL	Unit	D	Prepared	Analyzed	Dil Fac
Acenaphthene	260	J	600	120	ug/Kg	☼	05/08/13 11:30	05/09/13 16:43	4
Acenaphthylene	40	J	240	30	ug/Kg	☼	05/08/13 11:30	05/09/13 16:43	4
Anthracene	380		50	25	ug/Kg	☼	05/08/13 11:30	05/09/13 16:43	4
Benzo[a]anthracene	1200		48	23	ug/Kg	☼	05/08/13 11:30	05/09/13 16:43	4
Benzo[a]pyrene	820		62	31	ug/Kg	☼	05/08/13 11:30	05/09/13 16:43	4
Benzo[b]fluoranthene	1300		73	37	ug/Kg	☼	05/08/13 11:30	05/09/13 16:43	4
Benzo[g,h,i]perylene	420		120	26	ug/Kg	☼	05/08/13 11:30	05/09/13 16:43	4
Benzo[k]fluoranthene	520		48	22	ug/Kg	☼	05/08/13 11:30	05/09/13 16:43	4
Chrysene	870		54	27	ug/Kg	☼	05/08/13 11:30	05/09/13 16:43	4
Dibenz(a,h)anthracene	150		120	25	ug/Kg	☼	05/08/13 11:30	05/09/13 16:43	4
Fluoranthene	1600		120	24	ug/Kg	☼	05/08/13 11:30	05/09/13 16:43	4
Fluorene	140		120	25	ug/Kg	☼	05/08/13 11:30	05/09/13 16:43	4
Indeno[1,2,3-cd]pyrene	450		120	43	ug/Kg	☼	05/08/13 11:30	05/09/13 16:43	4
1-Methylnaphthalene	120	J	240	26	ug/Kg	☼	05/08/13 11:30	05/09/13 16:43	4
2-Methylnaphthalene	150	J	240	43	ug/Kg	☼	05/08/13 11:30	05/09/13 16:43	4
Naphthalene	240		240	26	ug/Kg	☼	05/08/13 11:30	05/09/13 16:43	4
Phenanthrene	1500		48	23	ug/Kg	☼	05/08/13 11:30	05/09/13 16:43	4
Pyrene	1300		120	22	ug/Kg	☼	05/08/13 11:30	05/09/13 16:43	4
Surrogate	%Recovery	Qualifier	Limits				Prepared	Analyzed	Dil Fac
<i>o</i> -Terphenyl	62		30 - 130				05/08/13 11:30	05/09/13 16:43	4

Client Sample ID: CV1302B-CS

Lab Sample ID: 680-89985-24

Date Collected: 05/02/13 12:55

Matrix: Solid

Date Received: 05/03/13 11:15

Percent Solids: 79.5

Method: 8270C LL - Semivolatile Organic Compounds by GCMS - Low Levels

Analyte	Result	Qualifier	RL	MDL	Unit	D	Prepared	Analyzed	Dil Fac
Acenaphthene	490	U	490	98	ug/Kg	☼	05/09/13 13:29	05/09/13 20:25	4
Acenaphthylene	59	J	200	24	ug/Kg	☼	05/09/13 13:29	05/09/13 20:25	4
Anthracene	110		41	21	ug/Kg	☼	05/09/13 13:29	05/09/13 20:25	4
Benzo[a]anthracene	420		39	19	ug/Kg	☼	05/09/13 13:29	05/09/13 20:25	4
Benzo[a]pyrene	360		51	25	ug/Kg	☼	05/09/13 13:29	05/09/13 20:25	4
Benzo[b]fluoranthene	450		60	30	ug/Kg	☼	05/09/13 13:29	05/09/13 20:25	4
Benzo[g,h,i]perylene	220		98	22	ug/Kg	☼	05/09/13 13:29	05/09/13 20:25	4
Benzo[k]fluoranthene	210		39	18	ug/Kg	☼	05/09/13 13:29	05/09/13 20:25	4
Chrysene	380		44	22	ug/Kg	☼	05/09/13 13:29	05/09/13 20:25	4
Dibenz(a,h)anthracene	32	J	98	20	ug/Kg	☼	05/09/13 13:29	05/09/13 20:25	4
Fluoranthene	400		98	20	ug/Kg	☼	05/09/13 13:29	05/09/13 20:25	4
Fluorene	30	J	98	20	ug/Kg	☼	05/09/13 13:29	05/09/13 20:25	4
Indeno[1,2,3-cd]pyrene	120		98	35	ug/Kg	☼	05/09/13 13:29	05/09/13 20:25	4
1-Methylnaphthalene	94	J	200	22	ug/Kg	☼	05/09/13 13:29	05/09/13 20:25	4
2-Methylnaphthalene	110	J	200	35	ug/Kg	☼	05/09/13 13:29	05/09/13 20:25	4
Naphthalene	76	J	200	22	ug/Kg	☼	05/09/13 13:29	05/09/13 20:25	4
Phenanthrene	340		39	19	ug/Kg	☼	05/09/13 13:29	05/09/13 20:25	4
Pyrene	430		98	18	ug/Kg	☼	05/09/13 13:29	05/09/13 20:25	4
Surrogate	%Recovery	Qualifier	Limits				Prepared	Analyzed	Dil Fac
<i>o</i> -Terphenyl	68		30 - 130				05/09/13 13:29	05/09/13 20:25	4

Sample results have been qualified by URS in accordance with the Non-Industrial Use Property Sampling Event QAPP for the 35th Avenue Removal Site, Birmingham, Alabama, Revision 1 (OTTE, October 2012)

TestAmerica Savannah

Client Sample Results

Client: Oneida Total Integrated Enterprises LLC
 Project/Site: 35th Avenue Superfund Site

TestAmerica Job ID: 680-89985-2
 SDG: 68089985-2

Client Sample ID: CV1322A-CS

Lab Sample ID: 680-89985-25

Date Collected: 05/02/13 13:20

Matrix: Solid

Date Received: 05/03/13 11:15

Percent Solids: 80.6

Method: 8270C LL - Semivolatile Organic Compounds by GCMS - Low Levels

Analyte	Result	Qualifier	RL	MDL	Unit	D	Prepared	Analyzed	Dil Fac
Acenaphthene	480	U	480	97	ug/Kg	☼	05/09/13 13:29	05/09/13 20:40	4
Acenaphthylene	39	J	190	24	ug/Kg	☼	05/09/13 13:29	05/09/13 20:40	4
Anthracene	52		41	20	ug/Kg	☼	05/09/13 13:29	05/09/13 20:40	4
Benzo[a]anthracene	130		39	19	ug/Kg	☼	05/09/13 13:29	05/09/13 20:40	4
Benzo[a]pyrene	90		50	25	ug/Kg	☼	05/09/13 13:29	05/09/13 20:40	4
Benzo[b]fluoranthene	120		59	29	ug/Kg	☼	05/09/13 13:29	05/09/13 20:40	4
Benzo[g,h,i]perylene	70	J	97	21	ug/Kg	☼	05/09/13 13:29	05/09/13 20:40	4
Benzo[k]fluoranthene	99		39	17	ug/Kg	☼	05/09/13 13:29	05/09/13 20:40	4
Chrysene	120		43	22	ug/Kg	☼	05/09/13 13:29	05/09/13 20:40	4
Dibenz(a,h)anthracene	97	U	97	20	ug/Kg	☼	05/09/13 13:29	05/09/13 20:40	4
Fluoranthene	130		97	19	ug/Kg	☼	05/09/13 13:29	05/09/13 20:40	4
Fluorene	97	U	97	20	ug/Kg	☼	05/09/13 13:29	05/09/13 20:40	4
Indeno[1,2,3-cd]pyrene	57	J	97	34	ug/Kg	☼	05/09/13 13:29	05/09/13 20:40	4
1-Methylnaphthalene	83	J	190	21	ug/Kg	☼	05/09/13 13:29	05/09/13 20:40	4
2-Methylnaphthalene	99	J	190	34	ug/Kg	☼	05/09/13 13:29	05/09/13 20:40	4
Naphthalene	67	J	190	21	ug/Kg	☼	05/09/13 13:29	05/09/13 20:40	4
Phenanthrene	140		39	19	ug/Kg	☼	05/09/13 13:29	05/09/13 20:40	4
Pyrene	140		97	18	ug/Kg	☼	05/09/13 13:29	05/09/13 20:40	4
Surrogate	%Recovery	Qualifier	Limits				Prepared	Analyzed	Dil Fac
<i>o</i> -Terphenyl	73		30 - 130				05/09/13 13:29	05/09/13 20:40	4

Client Sample ID: CV1322B-CS

Lab Sample ID: 680-89985-26

Date Collected: 05/02/13 13:30

Matrix: Solid

Date Received: 05/03/13 11:15

Percent Solids: 77.0

Method: 8270C LL - Semivolatile Organic Compounds by GCMS - Low Levels

Analyte	Result	Qualifier	RL	MDL	Unit	D	Prepared	Analyzed	Dil Fac
Acenaphthene	130	U	130	26	ug/Kg	☼	05/09/13 13:29	05/09/13 21:25	1
Acenaphthylene	95		51	6.4	ug/Kg	☼	05/09/13 13:29	05/09/13 21:25	1
Anthracene	120		11	5.4	ug/Kg	☼	05/09/13 13:29	05/09/13 21:25	1
Benzo[a]anthracene	180		10	5.0	ug/Kg	☼	05/09/13 13:29	05/09/13 21:25	1
Benzo[a]pyrene	160		13	6.7	ug/Kg	☼	05/09/13 13:29	05/09/13 21:25	1
Benzo[b]fluoranthene	320		16	7.8	ug/Kg	☼	05/09/13 13:29	05/09/13 21:25	1
Benzo[g,h,i]perylene	78		26	5.7	ug/Kg	☼	05/09/13 13:29	05/09/13 21:25	1
Benzo[k]fluoranthene	87		10	4.6	ug/Kg	☼	05/09/13 13:29	05/09/13 21:25	1
Chrysene	220		12	5.8	ug/Kg	☼	05/09/13 13:29	05/09/13 21:25	1
Dibenz(a,h)anthracene	23	J	26	5.3	ug/Kg	☼	05/09/13 13:29	05/09/13 21:25	1
Fluoranthene	200		26	5.1	ug/Kg	☼	05/09/13 13:29	05/09/13 21:25	1
Fluorene	17	J	26	5.3	ug/Kg	☼	05/09/13 13:29	05/09/13 21:25	1
Indeno[1,2,3-cd]pyrene	75		26	9.1	ug/Kg	☼	05/09/13 13:29	05/09/13 21:25	1
1-Methylnaphthalene	250		51	5.7	ug/Kg	☼	05/09/13 13:29	05/09/13 21:25	1
2-Methylnaphthalene	300		51	9.1	ug/Kg	☼	05/09/13 13:29	05/09/13 21:25	1
Naphthalene	170		51	5.7	ug/Kg	☼	05/09/13 13:29	05/09/13 21:25	1
Phenanthrene	250		10	5.0	ug/Kg	☼	05/09/13 13:29	05/09/13 21:25	1
Pyrene	210		26	4.8	ug/Kg	☼	05/09/13 13:29	05/09/13 21:25	1
Surrogate	%Recovery	Qualifier	Limits				Prepared	Analyzed	Dil Fac
<i>o</i> -Terphenyl	65		30 - 130				05/09/13 13:29	05/09/13 21:25	1

Sample results have been qualified by URS in accordance with the Non-Industrial Use Property Sampling Event QAPP for the 35th Avenue Removal Site, Birmingham, Alabama, Revision 1 (OTTE, October 2012)

TestAmerica Savannah

ANALYTICAL REPORT

Job Number: 680-89985-2

SDG Number: 68089985-2

Job Description: 35th Avenue Superfund Site

For:

Oneida Total Integrated Enterprises LLC
1220 Kennestone Circle
Suite 106
Marietta, GA 30060

Attention: Ms. Limari F Krebs



Approved for release.
Bernard Kirkland
Project Manager I
5/15/2013 9:52 AM

Designee for
Lisa Harvey, Project Manager II
5102 LaRoche Avenue, Savannah, GA, 31404
(912)354-7858 e.3221
lisa.harvey@testamericainc.com
05/15/2013

The test results in this report meet NELAP requirements for parameters for which accreditation is required or available. Any exceptions to the NELAP requirements are noted. Results pertain only to samples listed in this report. This report may not be reproduced, except in full, without the written approval of the laboratory. Questions should be directed to the person who signed this report.

Savannah Certifications and ID #: A2LA: 0399.01; AL: 41450; ARDEQ: 88-0692; ARDOH; AZ: AZ0741; CA: 03217CA; CO; CT: PH0161; DE; FL: E87052; GA: 803; Guam; HI; IL: 200022; IN: C-GA-02; IA: 353; KS: E-10322; KY EPPC: 90084; KY UST; LA DEQ: 30690; LA DHH: LA080008; ME: 2008022; MD: 250; MA: M-GA006; MI: 9925; MS; NFESC: 249; NV: GA00006; NJ: GA769; NM; NY: 10842; NC DWQ: 269; NC DHHS: 13701; PA: 68-00474; PR: GA00006; RI: LAO00244; SC: 98001001; TN: TN0296; TX: T104704185; USEPA: GA00006; VT: VT-87052; VA: 00302; WA; WV DEP: 094; WV DHHR: 9950 C; WI DNR: 999819810; WY/EPAR8: 8TMS-Q

TestAmerica Laboratories, Inc.

TestAmerica Savannah 5102 LaRoche Avenue, Savannah, GA 31404
Tel (912) 354-7858 Fax (912) 352-0165 www.testamericainc.com



Table of Contents

Cover Title Page	1
Data Summaries	4
Report Narrative	4
Sample Summary	5
Method Summary	6
Method / Analyst Summary	7
Data Qualifiers	8
QC Association Summary	9
Manual Integration Summary	11
Organic Sample Data	18
GC/MS Semi VOA	18
Method 8270C Low Level	18
Method 8270C Low Level QC Summary	19
Method 8270C Low Level Sample Data	35
Standards Data	181
Method 8270C Low Level ICAL Data	181
Method 8270C Low Level CCAL Data	214
Raw QC Data	228
Method 8270C Low Level Tune Data	228
Method 8270C Low Level Blank Data	243
Method 8270C Low Level LCS/LCSD Data	249
Method 8270C Low Level MS/MSD Data	264
Method 8270C Low Level Run Logs	287
Method 8270C Low Level Prep Data	291
Inorganic Sample Data	295
General Chemistry Data	295

Table of Contents

Gen Chem Cover Page	296
Gen Chem MDL	297
Gen Chem Analysis Run Log	301
Gen Chem Prep Data	303
Shipping and Receiving Documents	305
Client Chain of Custody	306
Sample Receipt Checklist	308

CASE NARRATIVE

Client: Oneida Total Integrated Enterprises LLC

Project: 35th Avenue Superfund Site

Report Number: 680-89985-2

With the exceptions noted as flags or footnotes, standard analytical protocols were followed in the analysis of the samples and no problems were encountered or anomalies observed. In addition all laboratory quality control samples were within established control limits, with any exceptions noted below. Each sample was analyzed to achieve the lowest possible reporting limit within the constraints of the method. In some cases, due to interference or analytes present at high concentrations, samples were diluted. For diluted samples, the reporting limits are adjusted relative to the dilution required.

Calculations are performed before rounding to avoid round-off errors in calculated results.

All holding times were met and proper preservation noted for the methods performed on these samples, unless otherwise detailed in the individual sections below.

RECEIPT

The samples were received on 05/03/2013; the samples arrived in good condition, properly preserved and on ice. The temperatures of the 3 coolers at receipt time were 4.4° C, 5.2° C and 5.6° C.

SEMIVOLATILE ORGANIC COMPOUNDS BY GCMS - LOW LEVEL

Samples CV1237A-CS (680-89985-21), CV1237B-CS (680-89985-22), CV1302A-CS (680-89985-23), CV1302B-CS (680-89985-24), CV1322A-CS (680-89985-25) and CV1322B-CS (680-89985-26) were analyzed for Semivolatile Organic Compounds by GCMS - Low Level in accordance with EPA SW-846 Method 8270C. The samples were prepared on 05/08/2013 and 05/09/2013 and analyzed on 05/09/2013.

Samples CV1302A-CS (680-89985-23)[4X], CV1302B-CS (680-89985-24)[4X] and CV1322A-CS (680-89985-25)[4X] required dilution prior to analysis. The reporting limits have been adjusted accordingly.

Fluoranthene recovered outside the recovery criteria for the MS/MSD of sample CV1237B-CS (680-89985-22) in batch 660-137283. Fluoranthene and Pyrene exceeded the rpd limit for the MSD of sample CV1237B-CSMSD (680-89985-22) in batch 660-137283.

No other difficulties were encountered during the SVOAs analyses.

All other quality control parameters were within the acceptance limits.

SAMPLE SUMMARY

Client: Oneida Total Integrated Enterprises LLC

Job Number: 680-89985-2
Sdg Number: 68089985-2

Lab Sample ID	Client Sample ID	Client Matrix	Date/Time Sampled	Date/Time Received
680-89985-21	CV1237A-CS	Solid	05/02/2013 1215	05/03/2013 1115
680-89985-22	CV1237B-CS	Solid	05/02/2013 1225	05/03/2013 1115
680-89985-22MS	CV1237B-CS	Solid	05/02/2013 1225	05/03/2013 1115
680-89985-22MSD	CV1237B-CS	Solid	05/02/2013 1225	05/03/2013 1115
680-89985-23	CV1302A-CS	Solid	05/02/2013 1250	05/03/2013 1115
680-89985-24	CV1302B-CS	Solid	05/02/2013 1255	05/03/2013 1115
680-89985-25	CV1322A-CS	Solid	05/02/2013 1320	05/03/2013 1115
680-89985-26	CV1322B-CS	Solid	05/02/2013 1330	05/03/2013 1115

METHOD SUMMARY

Client: Oneida Total Integrated Enterprises LLC

Job Number: 680-89985-2
Sdg Number: 68089985-2

Description	Lab Location	Method	Preparation Method
Matrix: Solid			
Semivolatile Organic Compounds by GCMS - Low Levels	TAL TAM	SW846 8270C LL	
Microwave Extraction	TAL TAM		SW846 3546
Percent Moisture	TAL TAM	EPA Moisture	

Lab References:

TAL TAM = TestAmerica Tampa

Method References:

EPA = US Environmental Protection Agency

SW846 = "Test Methods For Evaluating Solid Waste, Physical/Chemical Methods", Third Edition, November 1986 And Its Updates.

METHOD / ANALYST SUMMARY

Client: Oneida Total Integrated Enterprises LLC

Job Number: 680-89985-2

Sdg Number: 68089985-2

Method	Analyst	Analyst ID
SW846 8270C LL	Cantin, Stephen C	SCC
EPA Moisture	Galio, Andrew	AG

DATA REPORTING QUALIFIERS

Client: Oneida Total Integrated Enterprises LLC

Job Number: 680-89985-2

Sdg Number: 68089985-2

Lab Section	Qualifier	Description
GC/MS Semi VOA	U	Indicates the analyte was analyzed for but not detected.
	F	MS or MSD exceeds the control limits
	J	Result is less than the RL but greater than or equal to the MDL and the concentration is an approximate value.
	F	RPD of the MS and MSD exceeds the control limits

Quality Control Results

Client: Oneida Total Integrated Enterprises LLC

Job Number: 680-89985-2

Sdg Number: 68089985-2

QC Association Summary

Lab Sample ID	Client Sample ID	Report Basis	Client Matrix	Method	Prep Batch
GC/MS Semi VOA					
Prep Batch: 660-137234					
LCS 660-137234/2-A	Lab Control Sample	T	Solid	3546	
MB 660-137234/1-A	Method Blank	T	Solid	3546	
680-89985-21	CV1237A-CS	T	Solid	3546	
680-89985-22	CV1237B-CS	T	Solid	3546	
680-89985-22MS	Matrix Spike	T	Solid	3546	
680-89985-22MSD	Matrix Spike Duplicate	T	Solid	3546	
680-89985-23	CV1302A-CS	T	Solid	3546	
Analysis Batch:660-137283					
LCS 660-137284/2-A	Lab Control Sample	T	Solid	8270C LL	660-137284
MB 660-137284/1-A	Method Blank	T	Solid	8270C LL	660-137284
680-89985-21	CV1237A-CS	T	Solid	8270C LL	660-137234
680-89985-22	CV1237B-CS	T	Solid	8270C LL	660-137234
680-89985-22MS	Matrix Spike	T	Solid	8270C LL	660-137234
680-89985-22MSD	Matrix Spike Duplicate	T	Solid	8270C LL	660-137234
680-89985-23	CV1302A-CS	T	Solid	8270C LL	660-137234
680-89985-24	CV1302B-CS	T	Solid	8270C LL	660-137284
680-89985-25	CV1322A-CS	T	Solid	8270C LL	660-137284
680-89985-25MS	Matrix Spike	T	Solid	8270C LL	660-137284
680-89985-25MSD	Matrix Spike Duplicate	T	Solid	8270C LL	660-137284
680-89985-26	CV1322B-CS	T	Solid	8270C LL	660-137284
Prep Batch: 660-137284					
LCS 660-137284/2-A	Lab Control Sample	T	Solid	3546	
MB 660-137284/1-A	Method Blank	T	Solid	3546	
680-89985-24	CV1302B-CS	T	Solid	3546	
680-89985-25	CV1322A-CS	T	Solid	3546	
680-89985-25MS	Matrix Spike	T	Solid	3546	
680-89985-25MSD	Matrix Spike Duplicate	T	Solid	3546	
680-89985-26	CV1322B-CS	T	Solid	3546	
Analysis Batch:660-137292					
LCS 660-137234/2-A	Lab Control Sample	T	Solid	8270C LL	660-137234
MB 660-137234/1-A	Method Blank	T	Solid	8270C LL	660-137234

Report Basis

T = Total

Quality Control Results

Client: Oneida Total Integrated Enterprises LLC

Job Number: 680-89985-2

Sdg Number: 68089985-2

QC Association Summary

Lab Sample ID	Client Sample ID	Report Basis	Client Matrix	Method	Prep Batch
General Chemistry					
Analysis Batch:660-137139					
680-89985-21	CV1237A-CS	T	Solid	Moisture	
680-89985-22	CV1237B-CS	T	Solid	Moisture	
680-89985-22MS	Matrix Spike	T	Solid	Moisture	
680-89985-22MSD	Matrix Spike Duplicate	T	Solid	Moisture	
680-89985-23	CV1302A-CS	T	Solid	Moisture	
680-89985-24	CV1302B-CS	T	Solid	Moisture	
Analysis Batch:660-137150					
LCS 660-137150/1	Lab Control Sample	T	Solid	Moisture	
LCSD 660-137150/8	Lab Control Sample Duplicate	T	Solid	Moisture	
680-89985-25	CV1322A-CS	T	Solid	Moisture	
680-89985-26	CV1322B-CS	T	Solid	Moisture	

Report Basis

T = Total

GC/MS SEMI VOA MANUAL INTEGRATION SUMMARY

Lab Name: TestAmerica Tampa Job No.: 680-89985-2SDG No.: 68089985-2Instrument ID: BSMA5973 Analysis Batch Number: 137156Lab Sample ID: IC 660-137156/4 Client Sample ID: _____Date Analyzed: 05/06/13 10:40 Lab File ID: 1AE06004.D GC Column: DB-5MS ID: 250 (um)

COMPOUND NAME	RETENTION TIME	MANUAL INTEGRATION		
		REASON	ANALYST	DATE
Phenanthrene	4.53	Baseline Event	cantins	05/06/13 12:53
Fluoranthene	5.39	Baseline Event	cantins	05/06/13 12:53
Benzo[k]fluoranthene	7.35	Baseline Event	cantins	05/06/13 12:54
Benzo[g,h,i]perylene	8.58	Baseline Event	cantins	05/06/13 12:54

Lab Sample ID: IC 660-137156/5 Client Sample ID: _____Date Analyzed: 05/06/13 10:56 Lab File ID: 1AE06005.D GC Column: DB-5MS ID: 250 (um)

COMPOUND NAME	RETENTION TIME	MANUAL INTEGRATION		
		REASON	ANALYST	DATE
Carbazole	4.70	Baseline Event	cantins	05/06/13 12:55
Chrysene	6.54	Baseline Event	cantins	05/06/13 12:55
Benzo[k]fluoranthene	7.36	Baseline Event	cantins	05/06/13 12:55
Indeno[1,2,3-cd]pyrene	8.36	Split Peak	cantins	05/06/13 12:56
Dibenz(a,h)anthracene	8.38	Baseline Event	cantins	05/06/13 12:55
Benzo[g,h,i]perylene	8.56	Baseline Event	cantins	05/06/13 12:55

Lab Sample ID: IC 660-137156/6 Client Sample ID: _____Date Analyzed: 05/06/13 11:11 Lab File ID: 1AE06006.D GC Column: DB-5MS ID: 250 (um)

COMPOUND NAME	RETENTION TIME	MANUAL INTEGRATION		
		REASON	ANALYST	DATE
Carbazole	4.70	Baseline Event	cantins	05/06/13 12:56
Indeno[1,2,3-cd]pyrene	8.36	Split Peak	cantins	05/06/13 12:57
Dibenz(a,h)anthracene	8.39	Baseline Event	cantins	05/06/13 12:57
Benzo[g,h,i]perylene	8.57	Baseline Event	cantins	05/06/13 12:57

GC/MS SEMI VOA MANUAL INTEGRATION SUMMARY

Lab Name: TestAmerica Tampa Job No.: 680-89985-2SDG No.: 68089985-2Instrument ID: BSMA5973 Analysis Batch Number: 137156Lab Sample ID: IC 660-137156/7 Client Sample ID: _____Date Analyzed: 05/06/13 11:26 Lab File ID: 1AE06007.D GC Column: DB-5MS ID: 250 (um)

COMPOUND NAME	RETENTION TIME	MANUAL INTEGRATION		
		REASON	ANALYST	DATE
Indeno[1,2,3-cd]pyrene	8.36	Split Peak	cantins	05/06/13 12:58
Benzo[g,h,i]perylene	8.58	Baseline Event	cantins	05/06/13 12:58

Lab Sample ID: IC 660-137156/9 Client Sample ID: _____Date Analyzed: 05/06/13 11:56 Lab File ID: 1AE06009.D GC Column: DB-5MS ID: 250 (um)

COMPOUND NAME	RETENTION TIME	MANUAL INTEGRATION		
		REASON	ANALYST	DATE
Anthracene	4.57	Baseline Event	cantins	05/06/13 12:59

GC/MS SEMI VOA MANUAL INTEGRATION SUMMARY

Lab Name: TestAmerica Tampa Job No.: 680-89985-2SDG No.: 68089985-2Instrument ID: BSMA5973 Analysis Batch Number: 137283Lab Sample ID: CCVIS 660-137283/4 Client Sample ID: _____Date Analyzed: 05/09/13 10:56 Lab File ID: 1AE09004.D GC Column: DB-5MS ID: 250 (um)

COMPOUND NAME	RETENTION TIME	MANUAL INTEGRATION		
		REASON	ANALYST	DATE
Dibenz(a,h)anthracene	8.43	Baseline Event	cantins	05/09/13 11:08

Lab Sample ID: 680-89985-21 Client Sample ID: CV1237A-CSDate Analyzed: 05/09/13 15:42 Lab File ID: 1AE09023.D GC Column: DB-5MS ID: 250 (um)

COMPOUND NAME	RETENTION TIME	MANUAL INTEGRATION		
		REASON	ANALYST	DATE
Benzo[b]fluoranthene	7.39	Split Peak	cantins	05/10/13 11:08
Benzo[k]fluoranthene	7.40	Baseline Event	cantins	05/10/13 11:08
Indeno[1,2,3-cd]pyrene	8.44	Split Peak	cantins	05/10/13 11:08

Lab Sample ID: 680-89985-22 Client Sample ID: CV1237B-CSDate Analyzed: 05/09/13 15:57 Lab File ID: 1AE09024.D GC Column: DB-5MS ID: 250 (um)

COMPOUND NAME	RETENTION TIME	MANUAL INTEGRATION		
		REASON	ANALYST	DATE
Benzo[b]fluoranthene	7.39	Split Peak	cantins	05/09/13 16:38
Benzo[k]fluoranthene	7.40	Baseline Event	cantins	05/09/13 16:39
Indeno[1,2,3-cd]pyrene	8.44	Split Peak	cantins	05/09/13 16:39

Lab Sample ID: 680-89985-22 MS Client Sample ID: CV1237B-CS MSDate Analyzed: 05/09/13 16:12 Lab File ID: 1AE09025.D GC Column: DB-5MS ID: 250 (um)

COMPOUND NAME	RETENTION TIME	MANUAL INTEGRATION		
		REASON	ANALYST	DATE
Indeno[1,2,3-cd]pyrene	8.44	Split Peak	cantins	05/09/13 16:40

GC/MS SEMI VOA MANUAL INTEGRATION SUMMARY

Lab Name: TestAmerica Tampa Job No.: 680-89985-2SDG No.: 68089985-2Instrument ID: BSMA5973 Analysis Batch Number: 137283Lab Sample ID: 680-89985-22 MSD Client Sample ID: CV1237B-CS MSDDate Analyzed: 05/09/13 16:28 Lab File ID: 1AE09026.D GC Column: DB-5MS ID: 250 (um)

COMPOUND NAME	RETENTION TIME	MANUAL INTEGRATION		
		REASON	ANALYST	DATE
Indeno[1,2,3-cd]pyrene	8.44	Split Peak	cantins	05/10/13 11:18

Lab Sample ID: 680-89985-23 Client Sample ID: CV1302A-CSDate Analyzed: 05/09/13 16:43 Lab File ID: 1AE09027.D GC Column: DB-5MS ID: 250 (um)

COMPOUND NAME	RETENTION TIME	MANUAL INTEGRATION		
		REASON	ANALYST	DATE
Benzo[b]fluoranthene	7.38	Split Peak	cantins	05/10/13 11:19
Benzo[k]fluoranthene	7.40	Baseline Event	cantins	05/10/13 11:19
Indeno[1,2,3-cd]pyrene	8.43	Split Peak	cantins	05/10/13 11:19
Benzo[g,h,i]perylene	8.66	Baseline Event	cantins	05/10/13 11:19

Lab Sample ID: LCS 660-137284/2-A Client Sample ID: _____Date Analyzed: 05/09/13 17:38 Lab File ID: 1AE09030.D GC Column: DB-5MS ID: 250 (um)

COMPOUND NAME	RETENTION TIME	MANUAL INTEGRATION		
		REASON	ANALYST	DATE
Benzo[k]fluoranthene	7.40	Baseline Event	cantins	05/10/13 11:52
Indeno[1,2,3-cd]pyrene	8.44	Split Peak	cantins	05/10/13 11:53
Dibenz(a,h)anthracene	8.46	Baseline Event	cantins	05/10/13 11:53
Benzo[g,h,i]perylene	8.66	Baseline Event	cantins	05/10/13 11:52

Lab Sample ID: 680-89985-24 Client Sample ID: CV1302B-CSDate Analyzed: 05/09/13 20:25 Lab File ID: 1AE09041.D GC Column: DB-5MS ID: 250 (um)

COMPOUND NAME	RETENTION TIME	MANUAL INTEGRATION		
		REASON	ANALYST	DATE
Benzo[b]fluoranthene	7.39	Split Peak	cantins	05/10/13 13:30
Benzo[k]fluoranthene	7.41	Baseline Event	cantins	05/10/13 13:30
Indeno[1,2,3-cd]pyrene	8.45	Split Peak	cantins	05/10/13 13:32

GC/MS SEMI VOA MANUAL INTEGRATION SUMMARY

Lab Name: TestAmerica Tampa Job No.: 680-89985-2SDG No.: 68089985-2Instrument ID: BSMA5973 Analysis Batch Number: 137283Lab Sample ID: 680-89985-25 Client Sample ID: CV1322A-CSDate Analyzed: 05/09/13 20:40 Lab File ID: 1AE09042.D GC Column: DB-5MS ID: 250 (um)

COMPOUND NAME	RETENTION TIME	MANUAL INTEGRATION		
		REASON	ANALYST	DATE
Benzo[b]fluoranthene	7.39	Split Peak	cantins	05/10/13 13:34
Benzo[k]fluoranthene	7.40	Baseline Event	cantins	05/10/13 13:34
Benzo[g,h,i]perylene	8.67	Baseline Event	cantins	05/10/13 13:34

Lab Sample ID: 680-89985-25 MS Client Sample ID: CV1322A-CS MSDate Analyzed: 05/09/13 20:55 Lab File ID: 1AE09043.D GC Column: DB-5MS ID: 250 (um)

COMPOUND NAME	RETENTION TIME	MANUAL INTEGRATION		
		REASON	ANALYST	DATE
Indeno[1,2,3-cd]pyrene	8.45	Split Peak	cantins	05/10/13 13:36

Lab Sample ID: 680-89985-25 MSD Client Sample ID: CV1322A-CS MSDDate Analyzed: 05/09/13 21:10 Lab File ID: 1AE09044.D GC Column: DB-5MS ID: 250 (um)

COMPOUND NAME	RETENTION TIME	MANUAL INTEGRATION		
		REASON	ANALYST	DATE
Chrysene	6.59	Baseline Event	cantins	05/10/13 13:37
Indeno[1,2,3-cd]pyrene	8.45	Split Peak	cantins	05/10/13 13:38
Dibenz(a,h)anthracene	8.47	Baseline Event	cantins	05/10/13 13:37
Benzo[g,h,i]perylene	8.68	Baseline Event	cantins	05/10/13 13:37

GC/MS SEMI VOA MANUAL INTEGRATION SUMMARY

Lab Name: TestAmerica Tampa Job No.: 680-89985-2SDG No.: 68089985-2Instrument ID: BSMA5973 Analysis Batch Number: 137283Lab Sample ID: 680-89985-26 Client Sample ID: CV1322B-CSDate Analyzed: 05/09/13 21:25 Lab File ID: 1AE09045.D GC Column: DB-5MS ID: 250 (um)

COMPOUND NAME	RETENTION TIME	MANUAL INTEGRATION		
		REASON	ANALYST	DATE
Benzo[b]fluoranthene	7.40	Split Peak	cantins	05/10/13 13:39
Benzo[k]fluoranthene	7.42	Baseline Event	cantins	05/10/13 13:39
Indeno[1,2,3-cd]pyrene	8.46	Split Peak	cantins	05/10/13 13:40
Dibenz(a,h)anthracene	8.48	Baseline Event	cantins	05/10/13 13:40
Benzo[g,h,i]perylene	8.69	Baseline Event	cantins	05/10/13 13:39

GC/MS SEMI VOA MANUAL INTEGRATION SUMMARY

Lab Name: TestAmerica Tampa Job No.: 680-89985-2SDG No.: 68089985-2Instrument ID: BSMA5973 Analysis Batch Number: 137292Lab Sample ID: CCVIS 660-137292/3 Client Sample ID: _____Date Analyzed: 05/08/13 14:31 Lab File ID: 1AE08003.D GC Column: DB-5MS ID: 250 (um)

COMPOUND NAME	RETENTION TIME	MANUAL INTEGRATION		
		REASON	ANALYST	DATE
Indeno[1,2,3-cd]pyrene	8.40	Split Peak	cantins	05/08/13 14:47
Dibenz(a,h)anthracene	8.42	Baseline Event	cantins	05/08/13 14:47
Benzo[g,h,i]perylene	8.61	Baseline Event	cantins	05/08/13 14:47

Lab Sample ID: LCS 660-137234/2-A Client Sample ID: _____Date Analyzed: 05/08/13 18:13 Lab File ID: 1AE08011.D GC Column: DB-5MS ID: 250 (um)

COMPOUND NAME	RETENTION TIME	MANUAL INTEGRATION		
		REASON	ANALYST	DATE
Indeno[1,2,3-cd]pyrene	8.37	Split Peak	cantins	05/09/13 14:51
Dibenz(a,h)anthracene	8.40	Baseline Event	cantins	05/09/13 14:51
Benzo[g,h,i]perylene	8.59	Baseline Event	cantins	05/09/13 14:50

Method 8270C Low Level

Semivolatile Organic Compounds
(GC/MS) Low Level by Method 8270C

FORM II
GC/MS SEMI VOA SURROGATE RECOVERY

Lab Name: TestAmerica Tampa

Job No.: 680-89985-2

SDG No.: 68089985-2

Matrix: Solid

Level: Low

GC Column (1): DB-5MS ID: 250 (um)

Client Sample ID	Lab Sample ID	OTPH #
CV1237A-CS	680-89985-21	66
CV1237B-CS	680-89985-22	65
CV1302A-CS	680-89985-23	62
CV1302B-CS	680-89985-24	68
CV1322A-CS	680-89985-25	73
CV1322B-CS	680-89985-26	65
	MB 660-137234/1-A	70
	MB 660-137284/1-A	84
	LCS 660-137234/2-A	86
	LCS 660-137284/2-A	76
CV1237B-CS MS	680-89985-22 MS	71
CV1322A-CS MS	680-89985-25 MS	64
CV1237B-CS MSD	680-89985-22 MSD	68
CV1322A-CS MSD	680-89985-25 MSD	78

OTPH = o-Terphenyl

QC LIMITS
30-130

Column to be used to flag recovery values

FORM II 8270C LL

FORM III
GC/MS SEMI VOA LAB CONTROL SAMPLE RECOVERY

Lab Name: TestAmerica Tampa Job No.: 680-89985-2
 SDG No.: 68089985-2
 Matrix: Solid Level: Low Lab File ID: 1AE08011.D
 Lab ID: LCS 660-137234/2-A Client ID: _____

COMPOUND	SPIKE ADDED (ug/Kg)	LCS CONCENTRATION (ug/Kg)	LCS % REC	QC LIMITS REC	#
Acenaphthene	668	523	78	39-130	
Acenaphthylene	668	560	84	38-130	
Anthracene	668	583	87	37-130	
Benzo[a]anthracene	668	573	86	40-130	
Benzo[a]pyrene	668	519	78	49-130	
Benzo[b]fluoranthene	668	523	78	37-130	
Benzo[g,h,i]perylene	668	533	80	32-130	
Benzo[k]fluoranthene	668	577	86	32-130	
Chrysene	668	556	83	41-130	
Dibenz(a,h)anthracene	668	560	84	27-130	
Fluoranthene	668	565	85	40-130	
Fluorene	668	560	84	40-130	
Indeno[1,2,3-cd]pyrene	668	509	76	30-130	
1-Methylnaphthalene	668	627	94	31-130	
2-Methylnaphthalene	668	617	92	33-130	
Naphthalene	668	537	80	36-130	
Phenanthrene	668	556	83	42-130	
Pyrene	668	571	85	44-130	

Column to be used to flag recovery and RPD values

FORM III
GC/MS SEMI VOA LAB CONTROL SAMPLE RECOVERY

Lab Name: TestAmerica Tampa Job No.: 680-89985-2
 SDG No.: 68089985-2
 Matrix: Solid Level: Low Lab File ID: 1AE09030.D
 Lab ID: LCS 660-137284/2-A Client ID: _____

COMPOUND	SPIKE ADDED (ug/Kg)	LCS CONCENTRATION (ug/Kg)	LCS % REC	QC LIMITS REC	#
Acenaphthene	654	407	62	39-130	
Acenaphthylene	654	468	72	38-130	
Anthracene	654	495	76	37-130	
Benzo[a]anthracene	654	497	76	40-130	
Benzo[a]pyrene	654	377	58	49-130	
Benzo[b]fluoranthene	654	402	61	37-130	
Benzo[g,h,i]perylene	654	288	44	32-130	
Benzo[k]fluoranthene	654	512	78	32-130	
Chrysene	654	380	58	41-130	
Dibenz(a,h)anthracene	654	372	57	27-130	
Fluoranthene	654	558	85	40-130	
Fluorene	654	501	77	40-130	
Indeno[1,2,3-cd]pyrene	654	314	48	30-130	
1-Methylnaphthalene	654	473	72	31-130	
2-Methylnaphthalene	654	505	77	33-130	
Naphthalene	654	429	66	36-130	
Phenanthrene	654	477	73	42-130	
Pyrene	654	524	80	44-130	

Column to be used to flag recovery and RPD values

FORM III
GC/MS SEMI VOA MATRIX SPIKE RECOVERY

Lab Name: TestAmerica Tampa Job No.: 680-89985-2
 SDG No.: 68089985-2
 Matrix: Solid Level: Low Lab File ID: 1AE09025.D
 Lab ID: 680-89985-22 MS Client ID: CV1237B-CS MS

COMPOUND	SPIKE ADDED (ug/Kg)	SAMPLE CONCENTRATION (ug/Kg)	MS CONCENTRATION (ug/Kg)	MS % REC	QC LIMITS REC	#
Acenaphthene	735	110 U	520	71	39-130	
Acenaphthylene	735	46	637	80	38-130	
Anthracene	735	120	757	87	37-130	
Benzo[a]anthracene	735	160	1050	121	40-130	
Benzo[a]pyrene	735	140	763	85	49-130	
Benzo[b]fluoranthene	735	260	1050	107	37-130	
Benzo[g,h,i]perylene	735	85	492	55	32-130	
Benzo[k]fluoranthene	735	85	789	96	32-130	
Chrysene	735	150	824	92	41-130	
Dibenz(a,h)anthracene	735	25	504	65	27-130	
Fluoranthene	735	230	1200	132	40-130	F
Fluorene	735	17 J	624	83	40-130	
Indeno[1,2,3-cd]pyrene	735	84	590	69	30-130	
1-Methylnaphthalene	735	27 J	637	83	31-130	
2-Methylnaphthalene	735	45	681	86	33-130	
Naphthalene	735	76	590	70	36-130	
Phenanthrene	735	150	969	111	42-130	
Pyrene	735	170	1020	115	44-130	

Column to be used to flag recovery and RPD values

FORM III
GC/MS SEMI VOA MATRIX SPIKE RECOVERY

Lab Name: TestAmerica Tampa Job No.: 680-89985-2
 SDG No.: 68089985-2
 Matrix: Solid Level: Low Lab File ID: 1AE09043.D
 Lab ID: 680-89985-25 MS Client ID: CV1322A-CS MS

COMPOUND	SPIKE ADDED (ug/Kg)	SAMPLE CONCENTRATION (ug/Kg)	MS CONCENTRATION (ug/Kg)	MS % REC	QC LIMITS REC	#
Acenaphthene	805	480 U	558	69	39-130	
Acenaphthylene	805	39 J	572	66	38-130	
Anthracene	805	52	591	67	37-130	
Benzo[a]anthracene	805	130	694	70	40-130	
Benzo[a]pyrene	805	90	508	52	49-130	
Benzo[b]fluoranthene	805	120	667	67	37-130	
Benzo[g,h,i]perylene	805	70 J	348	35	32-130	
Benzo[k]fluoranthene	805	99	582	60	32-130	
Chrysene	805	120	579	57	41-130	
Dibenz(a,h)anthracene	805	97 U	365	45	27-130	
Fluoranthene	805	130	734	75	40-130	
Fluorene	805	97 U	578	72	40-130	
Indeno[1,2,3-cd]pyrene	805	57 J	354	37	30-130	
1-Methylnaphthalene	805	83 J	656	71	31-130	
2-Methylnaphthalene	805	99 J	702	75	33-130	
Naphthalene	805	67 J	595	66	36-130	
Phenanthrene	805	140	752	76	42-130	
Pyrene	805	140	731	73	44-130	

Column to be used to flag recovery and RPD values

FORM III
GC/MS SEMI VOA MATRIX SPIKE DUPLICATE RECOVERY

Lab Name: TestAmerica Tampa Job No.: 680-89985-2
 SDG No.: 68089985-2
 Matrix: Solid Level: Low Lab File ID: 1AE09026.D
 Lab ID: 680-89985-22 MSD Client ID: CV1237B-CS MSD

COMPOUND	SPIKE ADDED (ug/Kg)	MSD CONCENTRATION (ug/Kg)	MSD % REC	% RPD	QC LIMITS		#
					RPD	REC	
Acenaphthene	736	489	66	6	40	39-130	
Acenaphthylene	736	591	74	7	40	38-130	
Anthracene	736	640	71	17	40	37-130	
Benzo[a]anthracene	736	718	75	38	40	40-130	
Benzo[a]pyrene	736	562	58	30	40	49-130	
Benzo[b]fluoranthene	736	797	73	27	40	37-130	
Benzo[g,h,i]perylene	736	380	40	26	40	32-130	
Benzo[k]fluoranthene	736	612	72	25	40	32-130	
Chrysene	736	692	74	17	40	41-130	
Dibenz(a,h)anthracene	736	431	55	16	40	27-130	
Fluoranthene	736	738	69	47	40	40-130	F
Fluorene	736	553	73	12	40	40-130	
Indeno[1,2,3-cd]pyrene	736	458	51	25	40	30-130	
1-Methylnaphthalene	736	557	72	13	40	31-130	
2-Methylnaphthalene	736	623	78	9	40	33-130	
Naphthalene	736	548	64	7	40	36-130	
Phenanthrene	736	671	70	36	40	42-130	
Pyrene	736	656	66	43	40	44-130	F

Column to be used to flag recovery and RPD values

FORM III
GC/MS SEMI VOA MATRIX SPIKE DUPLICATE RECOVERY

Lab Name: TestAmerica Tampa Job No.: 680-89985-2
 SDG No.: 68089985-2
 Matrix: Solid Level: Low Lab File ID: 1AE09044.D
 Lab ID: 680-89985-25 MSD Client ID: CV1322A-CS MSD

COMPOUND	SPIKE ADDED (ug/Kg)	MSD CONCENTRATION (ug/Kg)	MSD % REC	% RPD	QC LIMITS		#
					RPD	REC	
Acenaphthene	805	678	84	19	40	39-130	
Acenaphthylene	805	722	85	23	40	38-130	
Anthracene	805	674	77	13	40	37-130	
Benzo[a]anthracene	805	724	74	4	40	40-130	
Benzo[a]pyrene	805	520	53	2	40	49-130	
Benzo[b]fluoranthene	805	789	83	17	40	37-130	
Benzo[g,h,i]perylene	805	350	35	1	40	32-130	
Benzo[k]fluoranthene	805	623	65	7	40	32-130	
Chrysene	805	753	79	26	40	41-130	
Dibenz(a,h)anthracene	805	413	51	12	40	27-130	
Fluoranthene	805	666	66	10	40	40-130	
Fluorene	805	680	84	16	40	40-130	
Indeno[1,2,3-cd]pyrene	805	391	41	10	40	30-130	
1-Methylnaphthalene	805	788	88	18	40	31-130	
2-Methylnaphthalene	805	844	92	18	40	33-130	
Naphthalene	805	705	79	17	40	36-130	
Phenanthrene	805	753	76	0	40	42-130	
Pyrene	805	662	65	10	40	44-130	

Column to be used to flag recovery and RPD values

FORM IV
GC/MS SEMI VOA METHOD BLANK SUMMARY

Lab Name: TestAmerica Tampa Job No.: 680-89985-2
SDG No.: 68089985-2
Lab File ID: 1AE08010.D Lab Sample ID: MB 660-137234/1-A
Matrix: Solid Date Extracted: 05/08/2013 11:30
Instrument ID: BSMA5973 Date Analyzed: 05/08/2013 17:58
Level: (Low/Med) Low

THIS METHOD BLANK APPLIES TO THE FOLLOWING SAMPLES:

CLIENT SAMPLE ID	LAB SAMPLE ID	LAB FILE ID	DATE ANALYZED
	LCS 660-137234/2-A	1AE08011.D	05/08/2013 18:13
CV1237A-CS	680-89985-21	1AE09023.D	05/09/2013 15:42
CV1237B-CS	680-89985-22	1AE09024.D	05/09/2013 15:57
CV1237B-CS MS	680-89985-22 MS	1AE09025.D	05/09/2013 16:12
CV1237B-CS MSD	680-89985-22 MSD	1AE09026.D	05/09/2013 16:28
CV1302A-CS	680-89985-23	1AE09027.D	05/09/2013 16:43

FORM IV
GC/MS SEMI VOA METHOD BLANK SUMMARY

Lab Name: TestAmerica Tampa Job No.: 680-89985-2
SDG No.: 68089985-2
Lab File ID: 1AE09029.D Lab Sample ID: MB 660-137284/1-A
Matrix: Solid Date Extracted: 05/09/2013 13:29
Instrument ID: BSMA5973 Date Analyzed: 05/09/2013 17:23
Level: (Low/Med) Low

THIS METHOD BLANK APPLIES TO THE FOLLOWING SAMPLES:

CLIENT SAMPLE ID	LAB SAMPLE ID	LAB FILE ID	DATE ANALYZED
	LCS 660-137284/2-A	1AE09030.D	05/09/2013 17:38
CV1302B-CS	680-89985-24	1AE09041.D	05/09/2013 20:25
CV1322A-CS	680-89985-25	1AE09042.D	05/09/2013 20:40
CV1322A-CS MS	680-89985-25 MS	1AE09043.D	05/09/2013 20:55
CV1322A-CS MSD	680-89985-25 MSD	1AE09044.D	05/09/2013 21:10
CV1322B-CS	680-89985-26	1AE09045.D	05/09/2013 21:25

FORM V
GC/MS SEMI VOA INSTRUMENT PERFORMANCE CHECK
DECAFLUOROTRIPHENYLPHOSPHINE (DFTPP)

Lab Name: TestAmerica Tampa Job No.: 680-89985-2
 SDG No.: 68089985-2
 Lab File ID: 1AE06002.D DFTPP Injection Date: 05/06/2013
 Instrument ID: BSMA5973 DFTPP Injection Time: 10:11
 Analysis Batch No.: 137156

M/E	ION ABUNDANCE CRITERIA	% RELATIVE ABUNDANCE
51	10.0 - 80.0 % of mass 198	37.9
68	Less than 2.0 % of mass 69	0.3 (0.8)1
69	Mass 69 relative abundance	33.6
70	Less than 2.0 % of mass 69	0.6 (1.7)1
127	10.0 - 80.0 % of mass 198	46.4
197	Less than 2.0 % of mass 198	0.0
198	Base Peak, 100% relative abundance	100.0
199	5.0 - 9.0 % of mass 198	7.3
275	10.0 - 60.0 % of mass 198	24.9
365	Greater than 1.0 % of mass 198	2.9
441	Present but less than mass 443	12.3
442	Greater than 50.0 % of mass 198	88.6
443	15.0 - 24.0 % of mass 442	16.3 (18.4)2

1-Value is % mass 69

2-Value is % mass 442

THIS CHECK APPLIES TO THE FOLLOWING SAMPLES, MS, MSD, BLANKS AND STANDARDS:

CLIENT SAMPLE ID	LAB SAMPLE ID	LAB FILE ID	DATE ANALYZED	TIME ANALYZED
	IC 660-137156/4	1AE06004.D	05/06/2013	10:40
	IC 660-137156/5	1AE06005.D	05/06/2013	10:56
	IC 660-137156/6	1AE06006.D	05/06/2013	11:11
	IC 660-137156/7	1AE06007.D	05/06/2013	11:26
	IC 660-137156/8	1AE06008.D	05/06/2013	11:41
	IC 660-137156/9	1AE06009.D	05/06/2013	11:56
	ICV 660-137156/10	1AE06010.D	05/06/2013	12:11

FORM V
GC/MS SEMI VOA INSTRUMENT PERFORMANCE CHECK
DECAFLUOROTRIPHENYLPHOSPHINE (DFTPP)

Lab Name: TestAmerica Tampa Job No.: 680-89985-2
 SDG No.: 68089985-2
 Lab File ID: 1AE08002.D DFTPP Injection Date: 05/08/2013
 Instrument ID: BSMA5973 DFTPP Injection Time: 14:11
 Analysis Batch No.: 137292

M/E	ION ABUNDANCE CRITERIA	% RELATIVE ABUNDANCE
51	10.0 - 80.0 % of mass 198	53.9
68	Less than 2.0 % of mass 69	0.0 (0.0)1
69	Mass 69 relative abundance	44.2
70	Less than 2.0 % of mass 69	0.5 (1.1)1
127	10.0 - 80.0 % of mass 198	49.5
197	Less than 2.0 % of mass 198	0.0
198	Base Peak, 100% relative abundance	100.0
199	5.0 - 9.0 % of mass 198	8.4
275	10.0 - 60.0 % of mass 198	23.4
365	Greater than 1.0 % of mass 198	2.0
441	Present but less than mass 443	7.0
442	Greater than 50.0 % of mass 198	51.3
443	15.0 - 24.0 % of mass 442	10.8 (21.1)2

1-Value is % mass 69

2-Value is % mass 442

THIS CHECK APPLIES TO THE FOLLOWING SAMPLES, MS, MSD, BLANKS AND STANDARDS:

CLIENT SAMPLE ID	LAB SAMPLE ID	LAB FILE ID	DATE ANALYZED	TIME ANALYZED
	CCVIS 660-137292/3	1AE08003.D	05/08/2013	14:31
	MB 660-137234/1-A	1AE08010.D	05/08/2013	17:58
	LCS 660-137234/2-A	1AE08011.D	05/08/2013	18:13

FORM V
GC/MS SEMI VOA INSTRUMENT PERFORMANCE CHECK
DECAFLUOROTRIPHENYLPHOSPHINE (DFTPP)

Lab Name: TestAmerica Tampa Job No.: 680-89985-2
 SDG No.: 68089985-2
 Lab File ID: 1AE09003.D DFTPP Injection Date: 05/09/2013
 Instrument ID: BSMA5973 DFTPP Injection Time: 10:42
 Analysis Batch No.: 137283

M/E	ION ABUNDANCE CRITERIA	% RELATIVE ABUNDANCE
51	10.0 - 80.0 % of mass 198	44.3
68	Less than 2.0 % of mass 69	0.6 (1.5)1
69	Mass 69 relative abundance	43.6
70	Less than 2.0 % of mass 69	0.5 (1.2)1
127	10.0 - 80.0 % of mass 198	48.8
197	Less than 2.0 % of mass 198	0.0
198	Base Peak, 100% relative abundance	100.0
199	5.0 - 9.0 % of mass 198	6.5
275	10.0 - 60.0 % of mass 198	24.7
365	Greater than 1.0 % of mass 198	3.1
441	Present but less than mass 443	10.4
442	Greater than 50.0 % of mass 198	75.8
443	15.0 - 24.0 % of mass 442	13.0 (17.1)2

1-Value is % mass 69

2-Value is % mass 442

THIS CHECK APPLIES TO THE FOLLOWING SAMPLES, MS, MSD, BLANKS AND STANDARDS:

CLIENT SAMPLE ID	LAB SAMPLE ID	LAB FILE ID	DATE ANALYZED	TIME ANALYZED
	CCVIS 660-137283/4	1AE09004.D	05/09/2013	10:56
CV1237A-CS	680-89985-21	1AE09023.D	05/09/2013	15:42
CV1237B-CS	680-89985-22	1AE09024.D	05/09/2013	15:57
CV1237B-CS MS	680-89985-22 MS	1AE09025.D	05/09/2013	16:12
CV1237B-CS MSD	680-89985-22 MSD	1AE09026.D	05/09/2013	16:28
CV1302A-CS	680-89985-23	1AE09027.D	05/09/2013	16:43
	MB 660-137284/1-A	1AE09029.D	05/09/2013	17:23
	LCS 660-137284/2-A	1AE09030.D	05/09/2013	17:38
CV1302B-CS	680-89985-24	1AE09041.D	05/09/2013	20:25
CV1322A-CS	680-89985-25	1AE09042.D	05/09/2013	20:40
CV1322A-CS MS	680-89985-25 MS	1AE09043.D	05/09/2013	20:55
CV1322A-CS MSD	680-89985-25 MSD	1AE09044.D	05/09/2013	21:10
CV1322B-CS	680-89985-26	1AE09045.D	05/09/2013	21:25

FORM VIII
GC/MS SEMI VOA INTERNAL STANDARD AREA AND RETENTION TIME SUMMARY

Lab Name: TestAmerica Tampa Job No.: 680-89985-2
 SDG No.: 68089985-2
 Sample No.: CCVIS 660-137292/3 Date Analyzed: 05/08/2013 14:31
 Instrument ID: BSMA5973 GC Column: DB-5MS ID: 250 (um)
 Lab File ID (Standard): 1AE08003.D Heated Purge: (Y/N) N
 Calibration ID: 2952

	NPT		ANT		PHN	
	AREA #	RT #	AREA #	RT #	AREA #	RT #
12/24 HOUR STD	1248061	2.54	640327	3.57	1071156	4.52
UPPER LIMIT	2496122	3.04	1280654	4.07	2142312	5.02
LOWER LIMIT	624031	2.04	320164	3.07	535578	4.02
LAB SAMPLE ID	CLIENT SAMPLE ID					
MB 660-137234/1-A	1447900	2.54	758968	3.57	1256439	4.52
LCS 660-137234/2-A	1077180	2.54	592914	3.57	1000050	4.52

NPT = Naphthalene-d8
 ANT = Acenaphthene-d10
 PHN = Phenanthrene-d10

Area Limit = 50%-200% of internal standard area
 RT Limit = ± 0.5 minutes of internal standard RT

Column used to flag values outside QC limits

FORM VIII
GC/MS SEMI VOA INTERNAL STANDARD AREA AND RETENTION TIME SUMMARY

Lab Name: TestAmerica Tampa Job No.: 680-89985-2
 SDG No.: 68089985-2
 Sample No.: CCVIS 660-137292/3 Date Analyzed: 05/08/2013 14:31
 Instrument ID: BSMA5973 GC Column: DB-5MS ID: 250 (um)
 Lab File ID (Standard): 1AE08003.D Heated Purge: (Y/N) N
 Calibration ID: 2952

	CRY		PRY		AREA #	RT #
	AREA #	RT #	AREA #	RT #		
12/24 HOUR STD	928886	6.54	792941	7.63		
UPPER LIMIT	1857772	7.04	1585882	8.13		
LOWER LIMIT	464443	6.04	396471	7.13		
LAB SAMPLE ID	CLIENT SAMPLE ID					
MB 660-137234/1-A		1113466	6.54	970340	7.64	
LCS 660-137234/2-A		881560	6.53	750317	7.62	

CRY = Chrysene-d12
 PRY = Perylene-d12

Area Limit = 50%-200% of internal standard area
 RT Limit = ± 0.5 minutes of internal standard RT

Column used to flag values outside QC limits

FORM VIII
GC/MS SEMI VOA INTERNAL STANDARD AREA AND RETENTION TIME SUMMARY

Lab Name: TestAmerica Tampa Job No.: 680-89985-2
 SDG No.: 68089985-2
 Sample No.: CCVIS 660-137283/4 Date Analyzed: 05/09/2013 10:56
 Instrument ID: BSMA5973 GC Column: DB-5MS ID: 250 (um)
 Lab File ID (Standard): 1AE09004.D Heated Purge: (Y/N) N
 Calibration ID: 2952

	NPT		ANT		PHN		
	AREA #	RT #	AREA #	RT #	AREA #	RT #	
12/24 HOUR STD	1229116	2.54	604439	3.57	1023634	4.52	
UPPER LIMIT	2458232	3.04	1208878	4.07	2047268	5.02	
LOWER LIMIT	614558	2.04	302220	3.07	511817	4.02	
LAB SAMPLE ID	CLIENT SAMPLE ID						
680-89985-21	CV1237A-CS	957119	2.55	511203	3.58	725265	4.54
680-89985-22	CV1237B-CS	980718	2.55	527004	3.58	821942	4.54
680-89985-22 MS	CV1237B-CS MS	1004876	2.55	534509	3.59	859418	4.54
680-89985-22 MSD	CV1237B-CS MSD	987230	2.56	534823	3.59	846339	4.54
680-89985-23	CV1302A-CS	1000318	2.56	529134	3.59	861192	4.54
MB 660-137284/1-A		1053449	2.55	542191	3.59	899204	4.54
LCS 660-137284/2-A		1118478	2.55	581545	3.59	1034367	4.54
680-89985-24	CV1302B-CS	909261	2.55	485213	3.59	844840	4.55
680-89985-25	CV1322A-CS	914816	2.56	497659	3.59	877190	4.55
680-89985-25 MS	CV1322A-CS MS	912935	2.56	497414	3.59	915377	4.54
680-89985-25 MSD	CV1322A-CS MSD	905730	2.55	476636	3.59	877870	4.55
680-89985-26	CV1322B-CS	967433	2.55	511113	3.59	820812	4.55

NPT = Naphthalene-d8
 ANT = Acenaphthene-d10
 PHN = Phenanthrene-d10

Area Limit = 50%-200% of internal standard area
 RT Limit = ± 0.5 minutes of internal standard RT

Column used to flag values outside QC limits

FORM VIII
GC/MS SEMI VOA INTERNAL STANDARD AREA AND RETENTION TIME SUMMARY

Lab Name: TestAmerica Tampa Job No.: 680-89985-2
 SDG No.: 68089985-2
 Sample No.: CCVIS 660-137283/4 Date Analyzed: 05/09/2013 10:56
 Instrument ID: BSMA5973 GC Column: DB-5MS ID: 250 (um)
 Lab File ID (Standard): 1AE09004.D Heated Purge: (Y/N) N
 Calibration ID: 2952

	CRY		PRY		AREA #	RT #
	AREA #	RT #	AREA #	RT #		
12/24 HOUR STD	901534	6.54	671595	7.63		
UPPER LIMIT	1803068	7.04	1343190	8.13		
LOWER LIMIT	450767	6.04	335798	7.13		
LAB SAMPLE ID	CLIENT SAMPLE ID					
680-89985-21	CV1237A-CS	749984	6.57	694498	7.67	
680-89985-22	CV1237B-CS	777884	6.57	726252	7.67	
680-89985-22 MS	CV1237B-CS MS	812087	6.58	748926	7.67	
680-89985-22 MSD	CV1237B-CS MSD	813364	6.58	746047	7.67	
680-89985-23	CV1302A-CS	733727	6.57	673126	7.66	
MB 660-137284/1-A		769047	6.57	659464	7.66	
LCS 660-137284/2-A		979864	6.57	742821	7.67	
680-89985-24	CV1302B-CS	698290	6.58	529700	7.67	
680-89985-25	CV1322A-CS	731614	6.58	539061	7.67	
680-89985-25 MS	CV1322A-CS MS	729689	6.58	527343	7.67	
680-89985-25 MSD	CV1322A-CS MSD	720235	6.58	527792	7.67	
680-89985-26	CV1322B-CS	773703	6.58	572418	7.68	

CRY = Chrysene-d12

PRY = Perylene-d12

Area Limit = 50%-200% of internal standard area

RT Limit = ± 0.5 minutes of internal standard RT

Column used to flag values outside QC limits

FORM I
GC/MS SEMI VOA ORGANICS ANALYSIS DATA SHEET

Lab Name: TestAmerica Tampa Job No.: 680-89985-2
 SDG No.: 68089985-2
 Client Sample ID: CV1237A-CS Lab Sample ID: 680-89985-21
 Matrix: Solid Lab File ID: 1AE09023.D
 Analysis Method: 8270C LL Date Collected: 05/02/2013 12:15
 Extract. Method: 3546 Date Extracted: 05/08/2013 11:30
 Sample wt/vol: 14.98(g) Date Analyzed: 05/09/2013 15:42
 Con. Extract Vol.: 1(mL) Dilution Factor: 1
 Injection Volume: 1(uL) Level: (low/med) Low
 % Moisture: 13.7 GPC Cleanup: (Y/N) N
 Analysis Batch No.: 137283 Units: ug/Kg

CAS NO.	COMPOUND NAME	RESULT	Q	RL	MDL
83-32-9	Acenaphthene	120	U	120	23
208-96-8	Acenaphthylene	26	J	46	5.8
120-12-7	Anthracene	46		9.7	4.9
56-55-3	Benzo[a]anthracene	270		9.3	4.5
50-32-8	Benzo[a]pyrene	190		12	6.0
205-99-2	Benzo[b]fluoranthene	350		14	7.1
191-24-2	Benzo[g,h,i]perylene	130		23	5.1
207-08-9	Benzo[k]fluoranthene	110		9.3	4.2
218-01-9	Chrysene	250		10	5.2
53-70-3	Dibenz(a,h)anthracene	41		23	4.8
206-44-0	Fluoranthene	300		23	4.6
86-73-7	Fluorene	12	J	23	4.8
193-39-5	Indeno[1,2,3-cd]pyrene	130		23	8.2
90-12-0	1-Methylnaphthalene	87		46	5.1
91-57-6	2-Methylnaphthalene	90		46	8.2
91-20-3	Naphthalene	54		46	5.1
85-01-8	Phenanthrene	190		9.3	4.5
129-00-0	Pyrene	250		23	4.3

CAS NO.	SURROGATE	%REC	Q	LIMITS
84-15-1	o-Terphenyl	66		30-130

TestAmerica Laboratories

Semivolatiles 8270C low level PAH

Data file : \\tam-chemsvr\chem\SM\BSMA5973.i\1A050913.b\1AE09023.D
 Lab Smp Id: 680-89985-A-21-A Client Smp ID: CV1237A-CS
 Inj Date : 09-MAY-2013 15:42
 Operator : SCC Inst ID: BSMA5973.i
 Smp Info : 680-89985-a-21-a
 Misc Info : 680-89985-A-21-A
 Comment :
 Method : \\tam-chemsvr\chem\SM\BSMA5973.i\1A050913.b\a-bFASTPAHi-m.m
 Meth Date : 09-May-2013 11:07 cantins Quant Type: ISTD
 Cal Date : 06-MAY-2013 11:56 Cal File: 1AE06009.D
 Als bottle: 30
 Dil Factor: 1.00000
 Integrator: HP RTE Compound Sublist: pah.sub
 Target Version: 4.14
 Processing Host: TAM1000

Concentration Formula:

$$\text{Amt} * \text{DF} * 1/\text{Vi} * \text{Vt}/\text{Ws} * 100/(100 - \text{M}) * \text{A} * \text{B} * \text{C} * \text{D} * \text{GPC} * \text{CpndVariable}$$

Name	Value	Description
DF	1.000	Dilution Factor
Vi	1.000	Injection Volume
Vt	1.000	Final Volume
Ws	14.980	Weight Extracted
M	13.696	% Moisture
A	1000.000	uL to mL conversion
B	1000.000	g to kg conversion
C	0.00100	ng to ug conversion
D	1.000	ug to mg conversion(value = 1 if no conv)
GPC	1.000	GPC FACTOR
Cpnd Variable		Local Compound Variable

Compounds	QUANT	SIG	MASS	RT	EXP RT	REL RT	RESPONSE	CONCENTRATIONS	
								ON-COLUMN	FINAL
								(ug/ml)	(ug/Kg)
* 1 Naphthalene-d8	136		2.553	2.543	(1.000)	957119	40.0000		
* 6 Acenaphthene-d10	164		3.584	3.574	(1.000)	511203	40.0000		
* 10 Phenanthrene-d10	188		4.540	4.520	(1.000)	725265	40.0000		
\$ 14 o-Terphenyl	230		4.829	4.819	(1.064)	68429	6.59231	509.9095	
* 18 Chrysene-d12	240		6.570	6.539	(1.000)	749984	40.0000		
* 23 Perylene-d12	264		7.665	7.634	(1.000)	694498	40.0000		
2 Naphthalene	128		2.564	2.554	(1.004)	15749	0.69873	54.0464	
3 2-Methylnaphthalene	141		2.970	2.960	(1.163)	13375	1.16763	90.3151	
4 1-Methylnaphthalene	142		3.023	3.013	(1.184)	15486	1.12791	87.2424	
5 Acenaphthylene	152		3.499	3.484	(0.976)	8085	0.33658	26.0343	
9 Fluorene	166		3.915	3.906	(1.092)	2490	0.15839	12.2513(Q)	
11 Phenanthrene	178		4.551	4.536	(1.002)	42984	2.39227	185.0402	
12 Anthracene	178		4.583	4.573	(1.009)	11321	0.59149	45.7509	
13 Carbazole	167		4.733	4.707	(1.042)	4398	0.25556	19.7676	

Compounds	QUANT SIG	RT	EXP RT	REL RT	RESPONSE	CONCENTRATIONS	
						ON-COLUMN (ug/ml)	FINAL (ug/Kg)
15 Fluoranthene	202	5.422	5.401 (1.194)		79506	3.84636	297.5128
16 Pyrene	202	5.587	5.567 (0.850)		79195	3.28510	254.0995
17 Benzo(a)anthracene	228	6.565	6.534 (0.999)		73428	3.48367	269.4587
19 Chrysene	228	6.586	6.561 (1.002)		75487	3.18301	246.2034
20 Benzo(b)fluoranthene	252	7.388	7.351 (0.964)		83273	4.53637	350.8843(M)
21 Benzo(k)fluoranthene	252	7.398	7.373 (0.965)		33045	1.45105	112.2376(QM)
22 Benzo(a)pyrene	252	7.617	7.581 (0.994)		46905	2.48803	192.4467
24 Indeno(1,2,3-cd)pyrene	276	8.440	8.398 (1.101)		25631	1.62289	125.5291(M)
25 Dibenzo(a,h)anthracene	278	8.461	8.425 (1.104)		8605	0.53153	41.1131
26 Benzo(g,h,i)perylene	276	8.659	8.617 (1.130)		28299	1.66628	128.8850

QC Flag Legend

- Q - Qualifier signal failed the ratio test.
- M - Compound response manually integrated.

Data File: 1AE09023.D

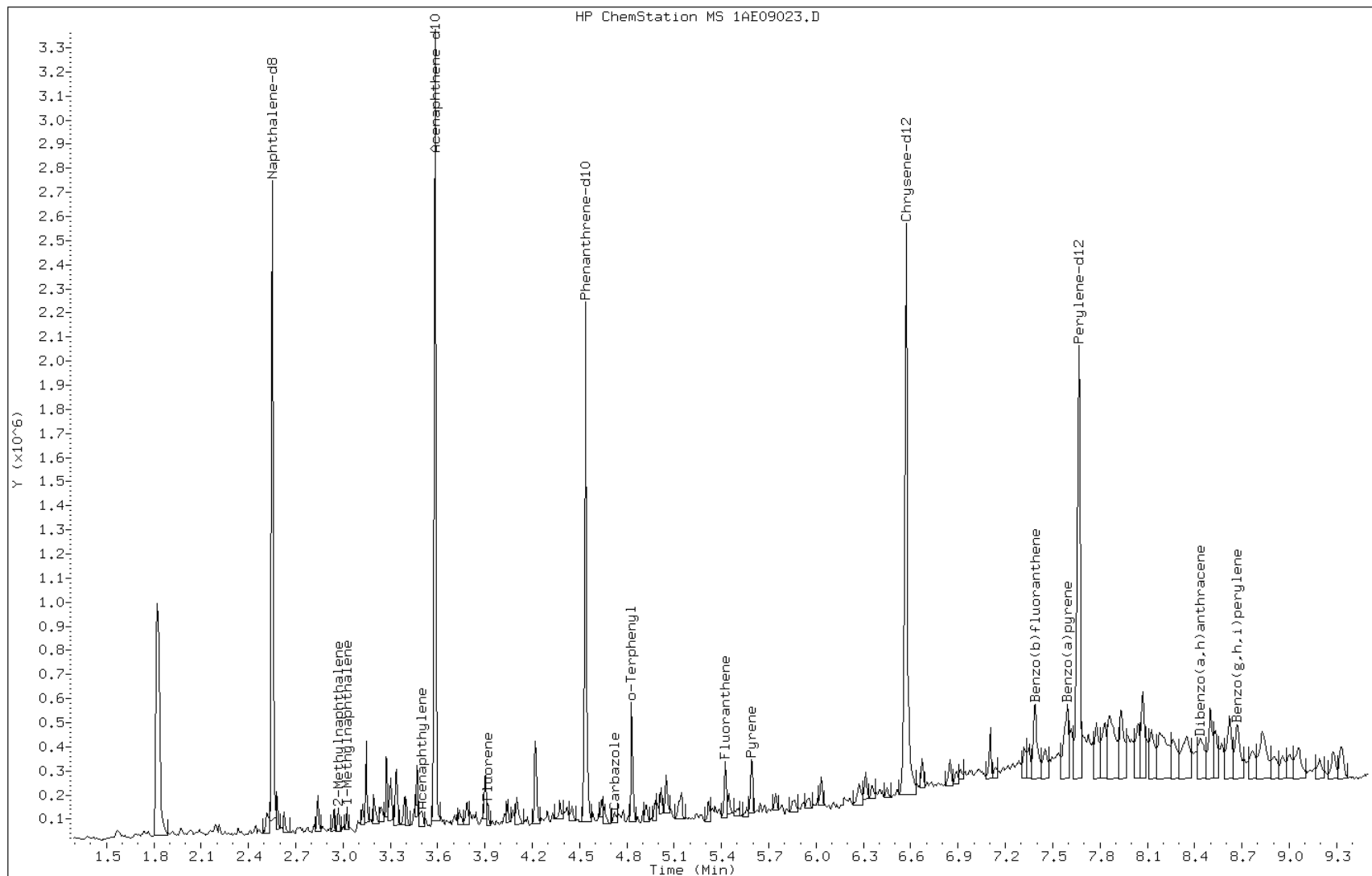
Date: 09-MAY-2013 15:42

Client ID: CV1237A-CS

Instrument: BSMA5973.i

Sample Info: 680-89985-a-21-a

Operator: SCC



Data File: 1AE09023.D

Date: 09-MAY-2013 15:42

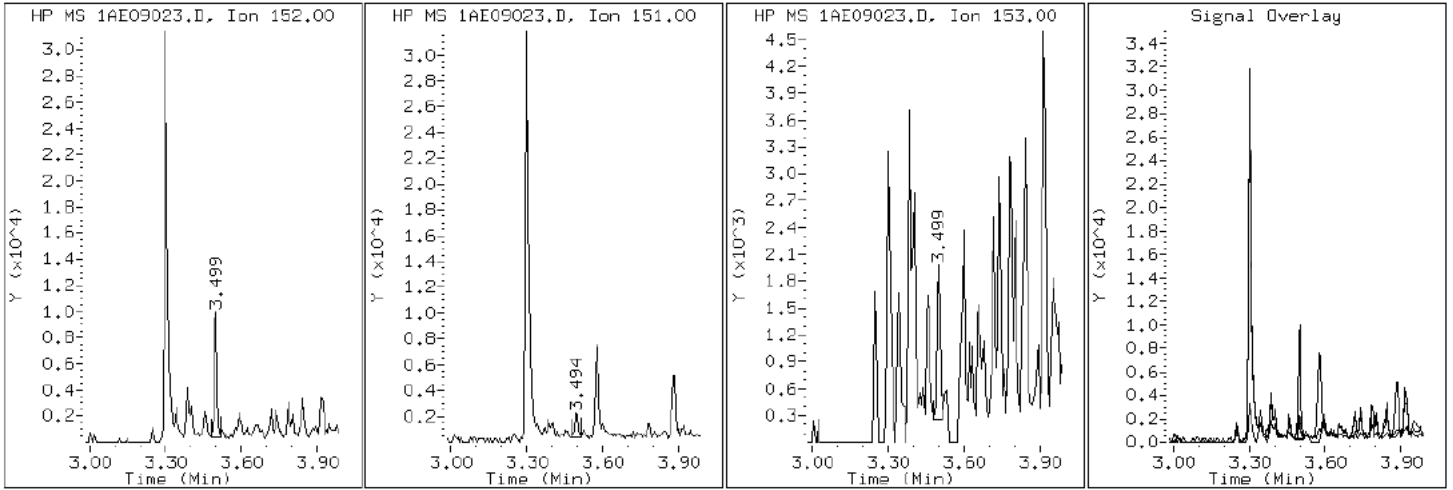
Client ID: CV1237A-CS

Instrument: BSMA5973.i

Sample Info: 680-89985-a-21-a

Operator: SCC

5 Acenaphthylene



Data File: 1AE09023.D

Date: 09-MAY-2013 15:42

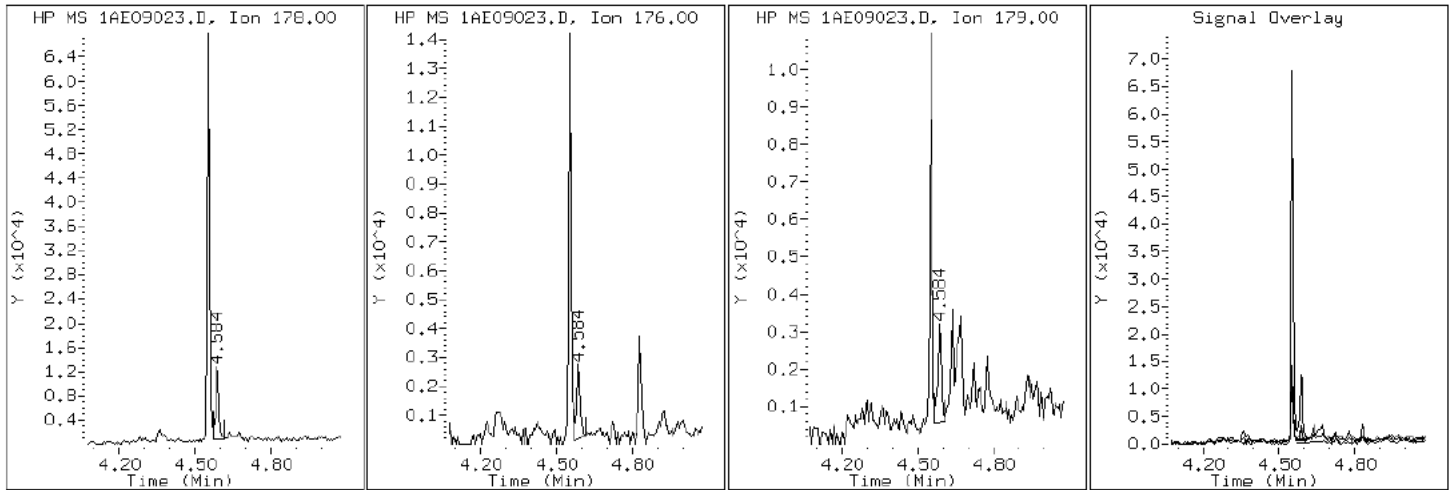
Client ID: CV1237A-CS

Instrument: BSMA5973.i

Sample Info: 680-89985-a-21-a

Operator: SCC

12 Anthracene



Data File: 1AE09023.D

Date: 09-MAY-2013 15:42

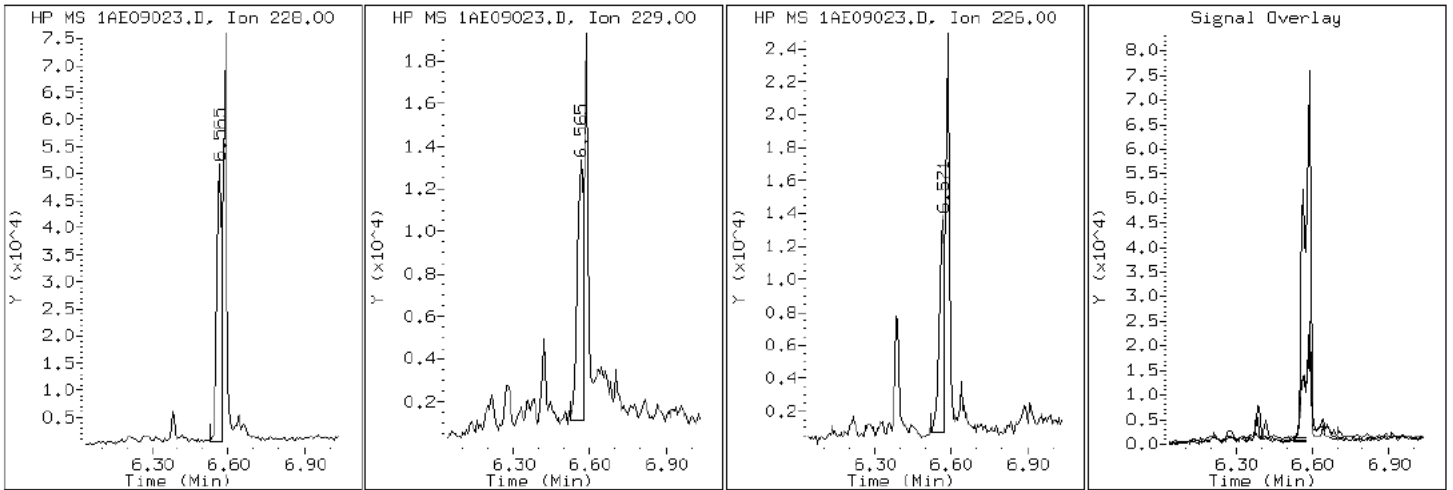
Client ID: CV1237A-CS

Instrument: BSMA5973.i

Sample Info: 680-89985-a-21-a

Operator: SCC

17 Benzo(a)anthracene



Data File: 1AE09023.D

Date: 09-MAY-2013 15:42

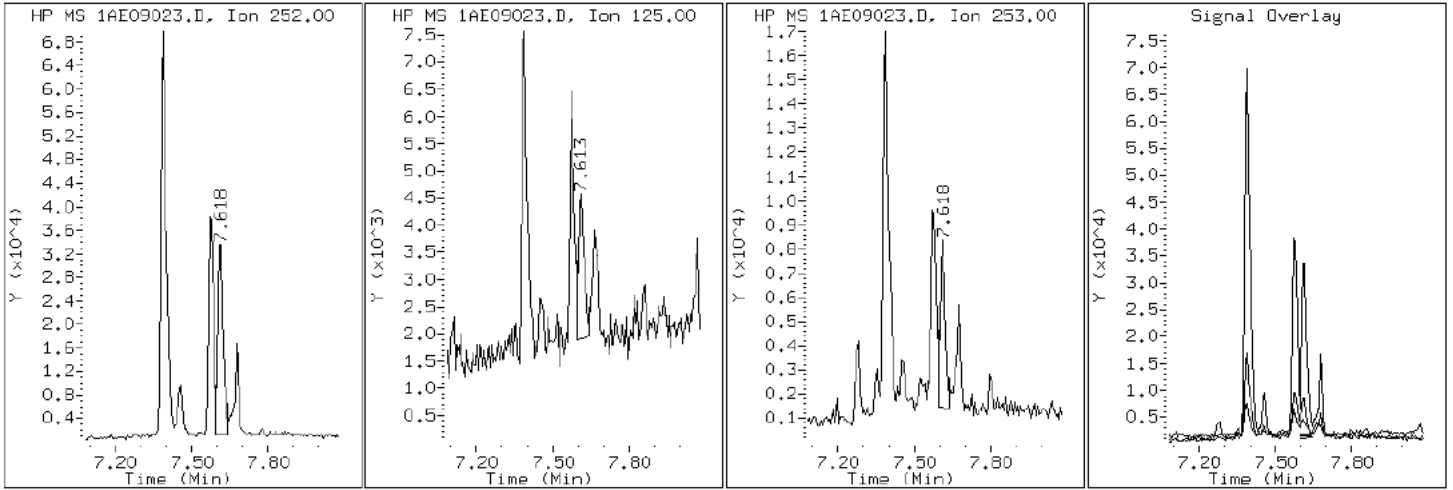
Client ID: CV1237A-CS

Instrument: BSMA5973.i

Sample Info: 680-89985-a-21-a

Operator: SCC

22 Benzo(a)pyrene



Data File: 1AE09023.D

Date: 09-MAY-2013 15:42

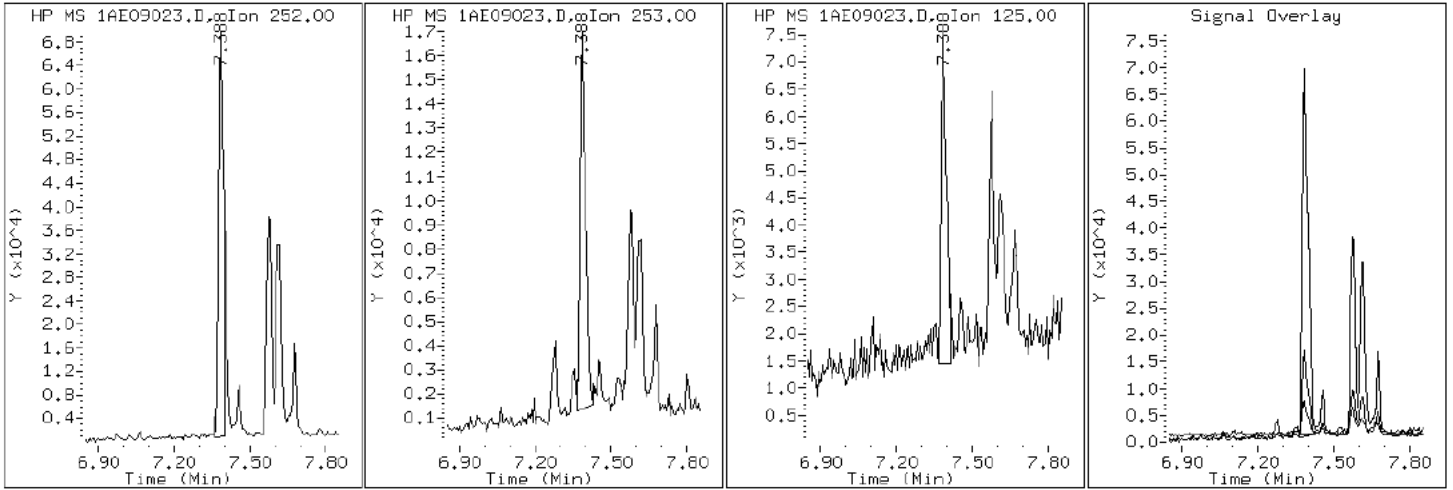
Client ID: CV1237A-CS

Instrument: BSMA5973.i

Sample Info: 680-89985-a-21-a

Operator: SCC

20 Benzo (b) fluoranthene



Data File: 1AE09023.D

Date: 09-MAY-2013 15:42

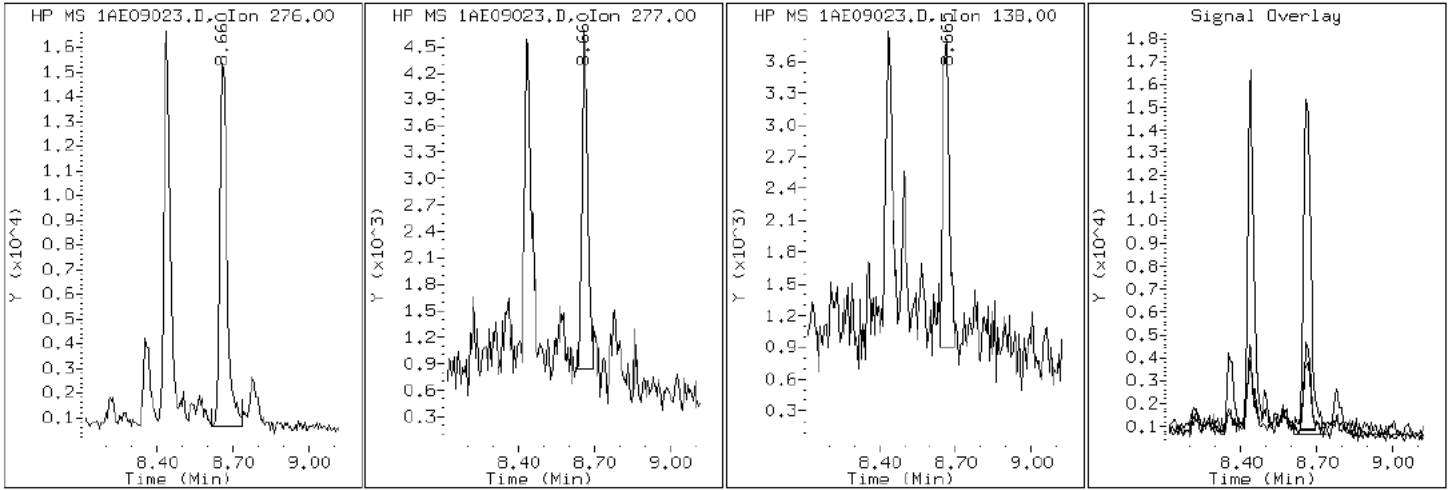
Client ID: CV1237A-CS

Instrument: BSMA5973.i

Sample Info: 680-89985-a-21-a

Operator: SCC

26 Benzo(g,h,i)perylene



Data File: 1AE09023.D

Date: 09-MAY-2013 15:42

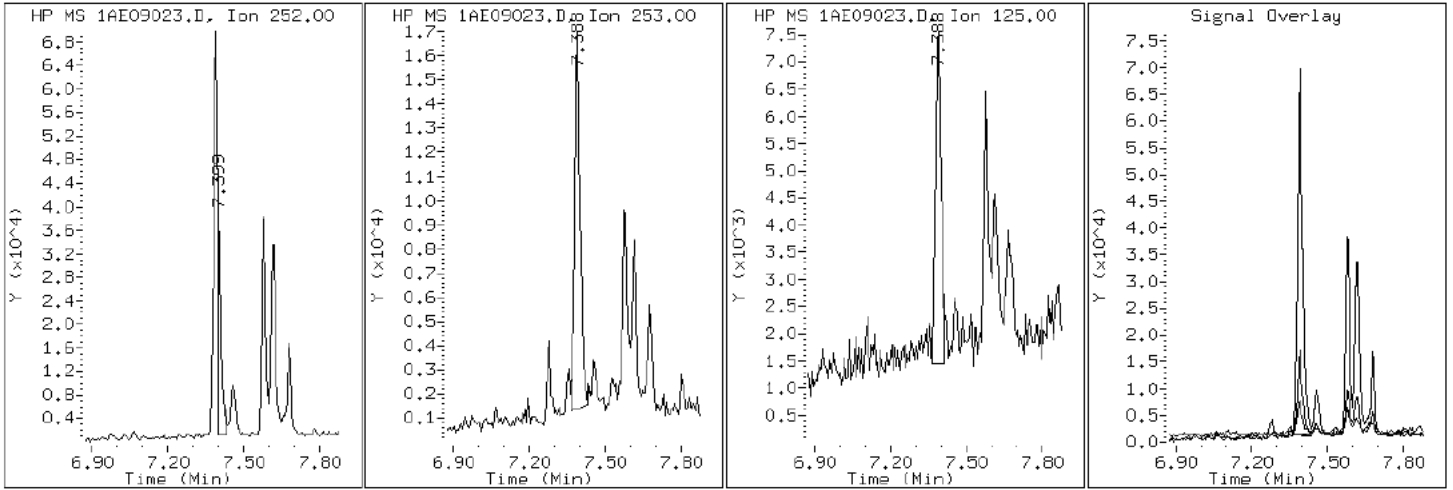
Client ID: CV1237A-CS

Instrument: BSMA5973.i

Sample Info: 680-89985-a-21-a

Operator: SCC

21 Benzo(k)fluoranthene



Data File: 1AE09023.D

Date: 09-MAY-2013 15:42

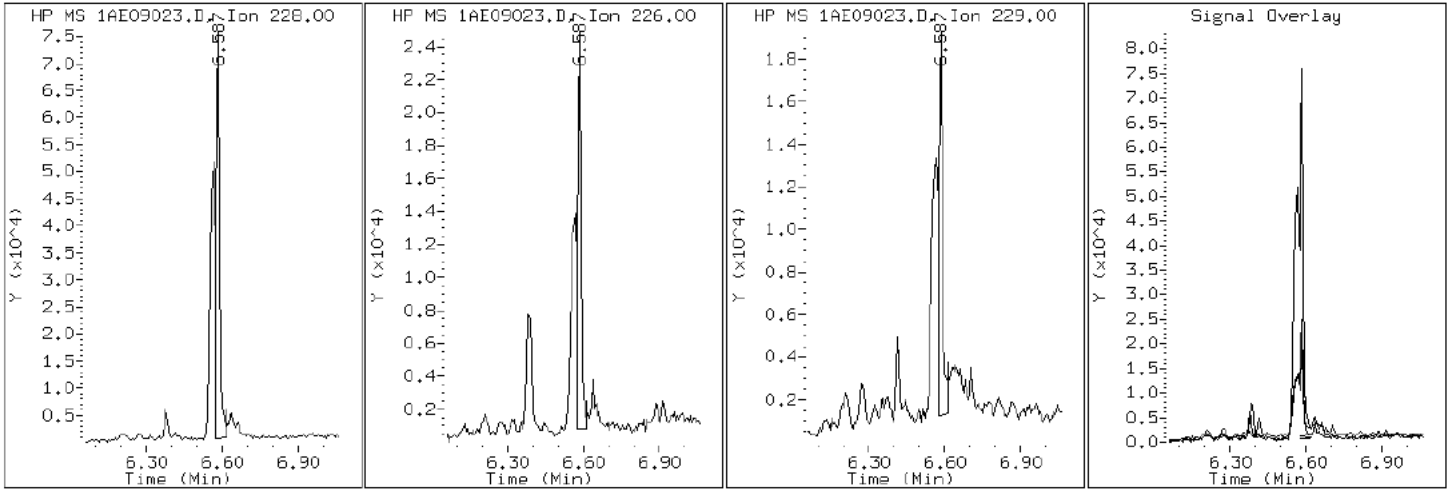
Client ID: CV1237A-CS

Instrument: BSMA5973.i

Sample Info: 680-89985-a-21-a

Operator: SCC

19 Chrysene



Data File: 1AE09023.D

Date: 09-MAY-2013 15:42

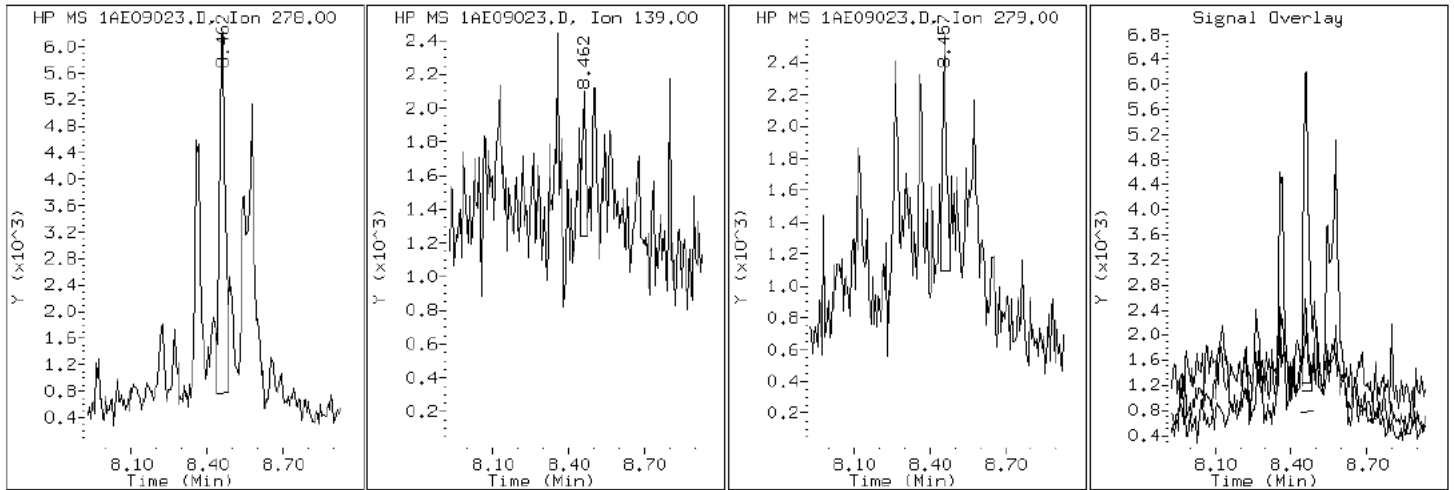
Client ID: CV1237A-CS

Instrument: BSMA5973.i

Sample Info: 680-89985-a-21-a

Operator: SCC

25 Dibenzo (a,h) anthracene



Data File: 1AE09023.D

Date: 09-MAY-2013 15:42

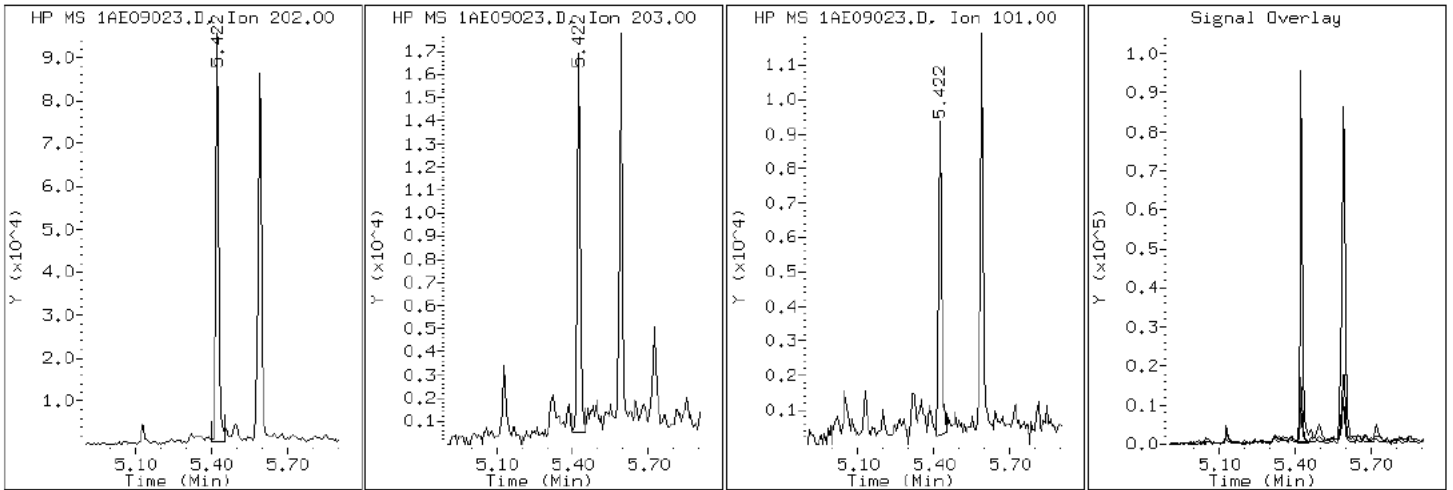
Client ID: CV1237A-CS

Instrument: BSMA5973.i

Sample Info: 680-89985-a-21-a

Operator: SCC

15 Fluoranthene



Data File: 1AE09023.D

Date: 09-MAY-2013 15:42

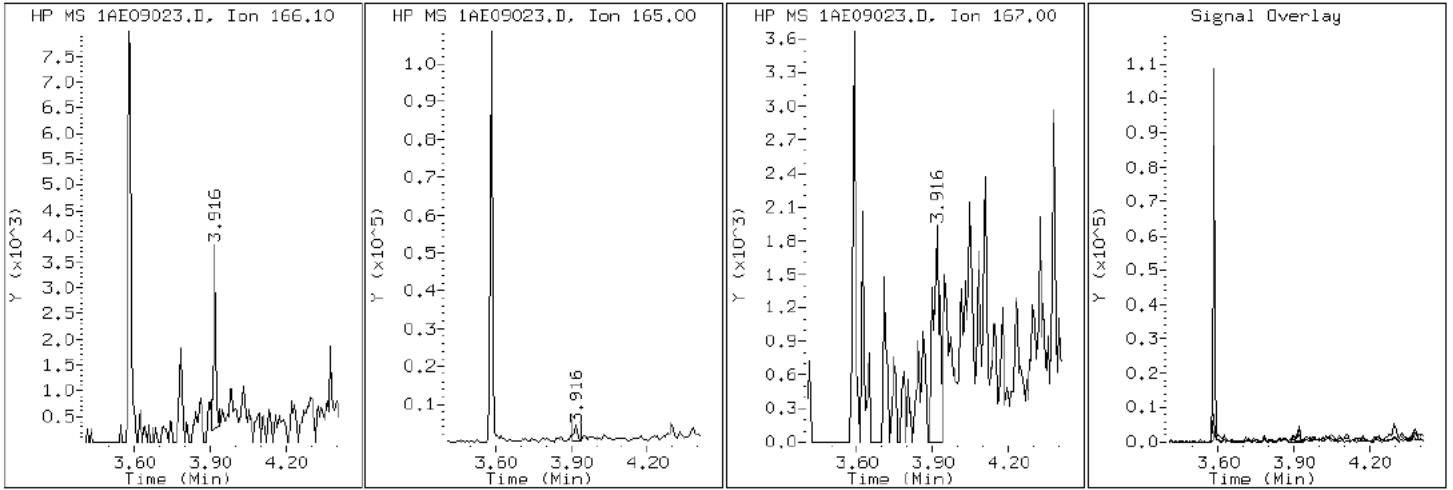
Client ID: CV1237A-CS

Instrument: BSMA5973.i

Sample Info: 680-89985-a-21-a

Operator: SCC

9 Fluorene



Data File: 1AE09023.D

Date: 09-MAY-2013 15:42

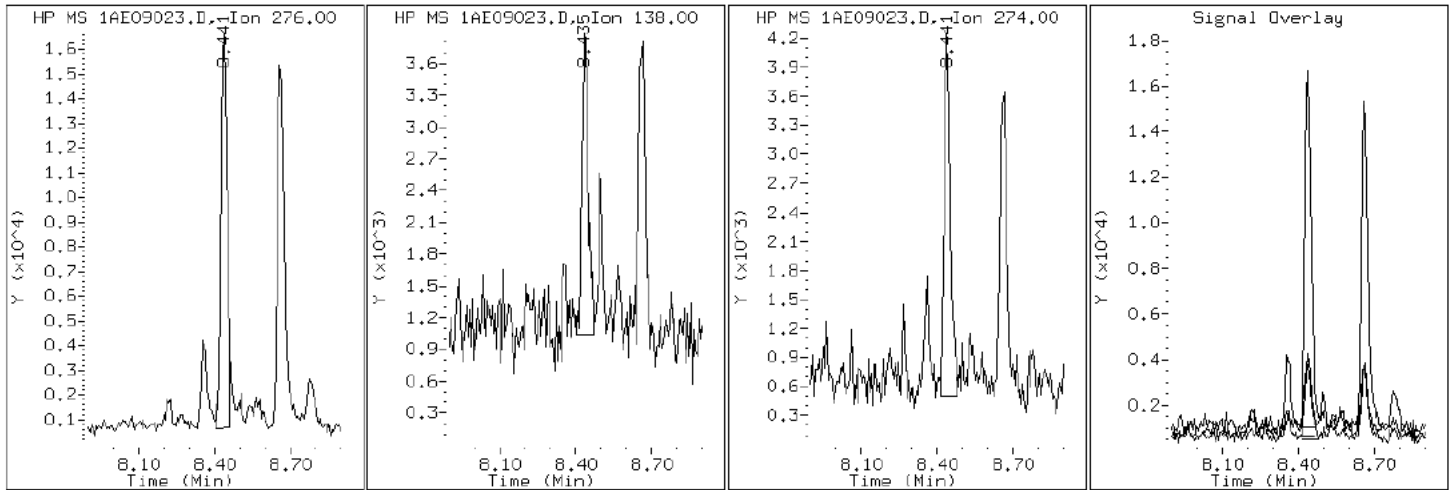
Client ID: CV1237A-CS

Instrument: BSMA5973.i

Sample Info: 680-89985-a-21-a

Operator: SCC

24 Indeno(1,2,3-cd)pyrene



Data File: 1AE09023.D

Date: 09-MAY-2013 15:42

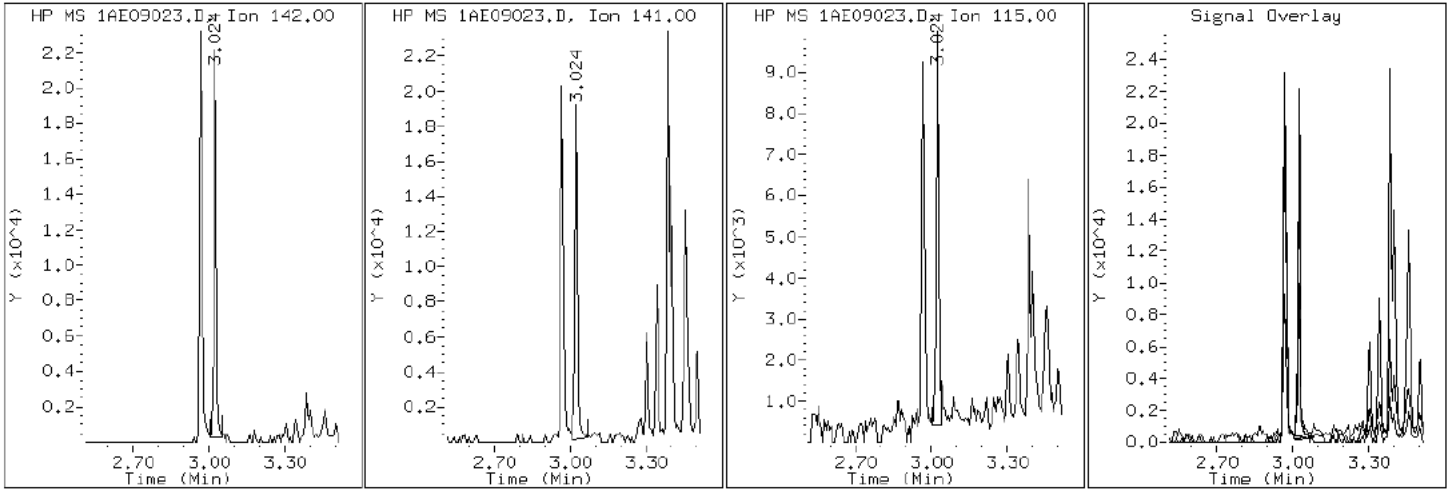
Client ID: CV1237A-CS

Instrument: BSMA5973.i

Sample Info: 680-89985-a-21-a

Operator: SCC

4 1-Methylnaphthalene



Data File: 1AE09023.D

Date: 09-MAY-2013 15:42

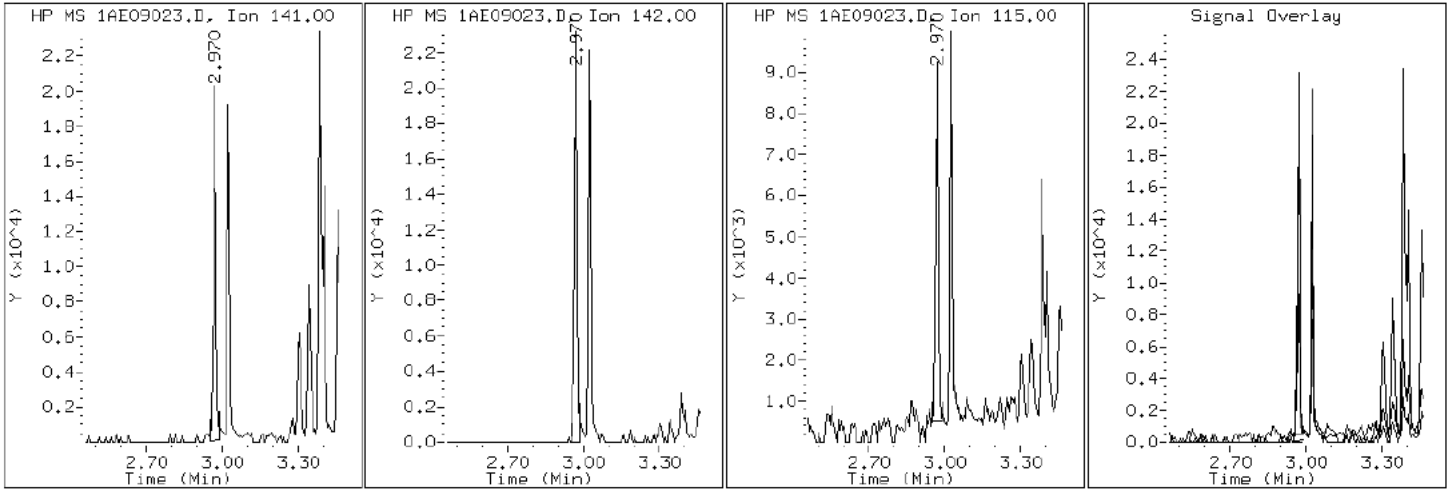
Client ID: CV1237A-CS

Instrument: BSMA5973.i

Sample Info: 680-89985-a-21-a

Operator: SCC

3 2-Methylnaphthalene



Data File: 1AE09023.D

Date: 09-MAY-2013 15:42

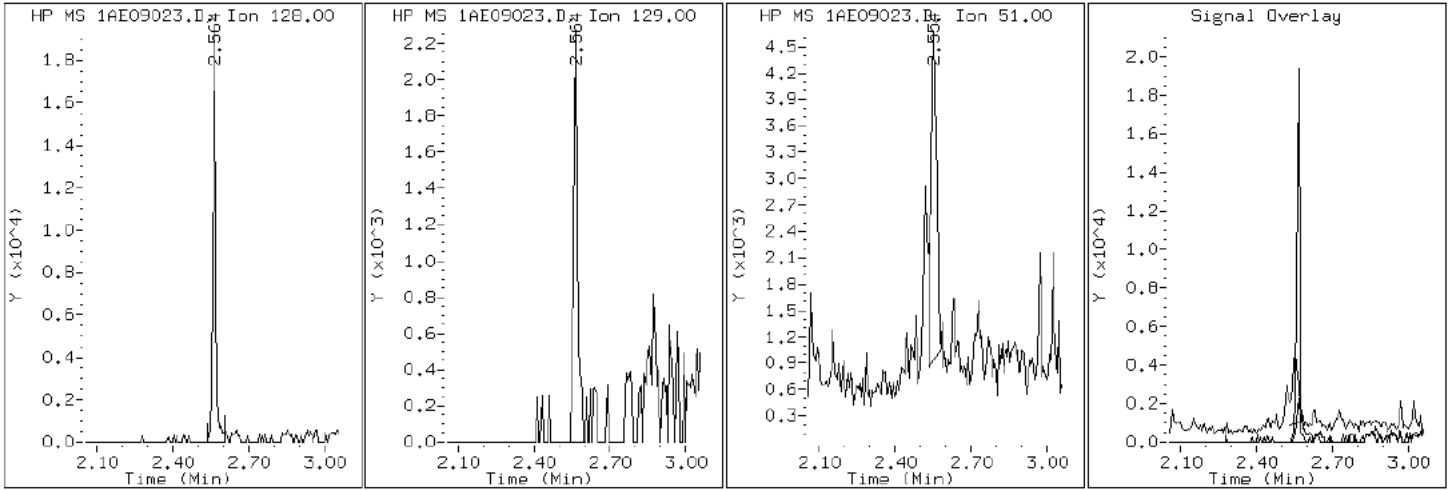
Client ID: CV1237A-CS

Instrument: BSMA5973.i

Sample Info: 680-89985-a-21-a

Operator: SCC

2 Naphthalene



Data File: 1AE09023.D

Date: 09-MAY-2013 15:42

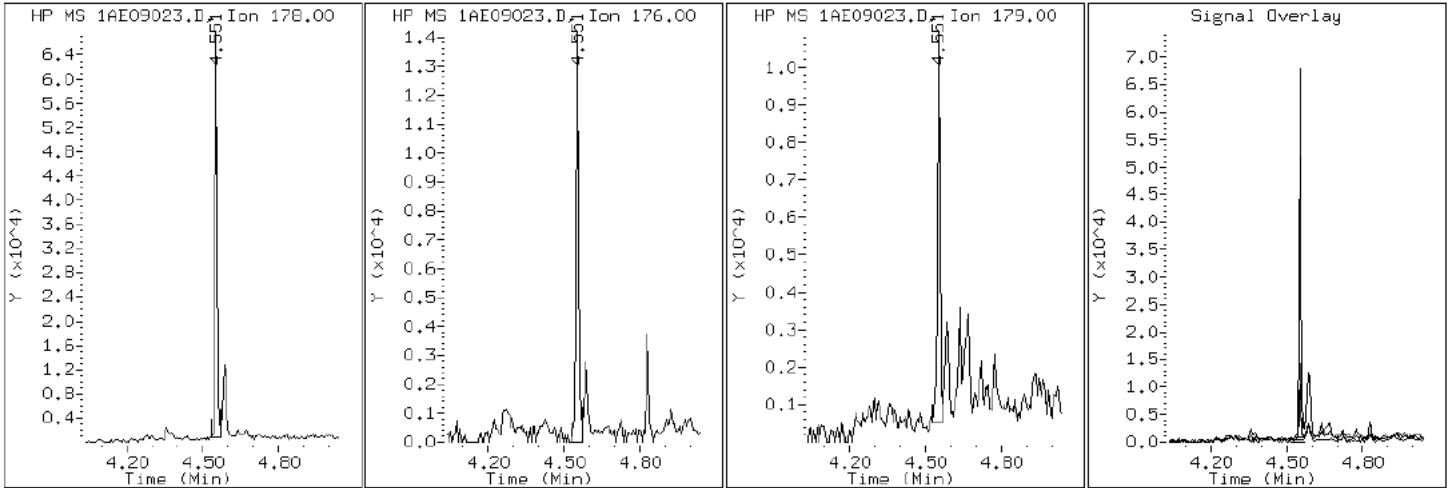
Client ID: CV1237A-CS

Instrument: BSMA5973.i

Sample Info: 680-89985-a-21-a

Operator: SCC

11 Phenanthrene



Data File: 1AE09023.D

Date: 09-MAY-2013 15:42

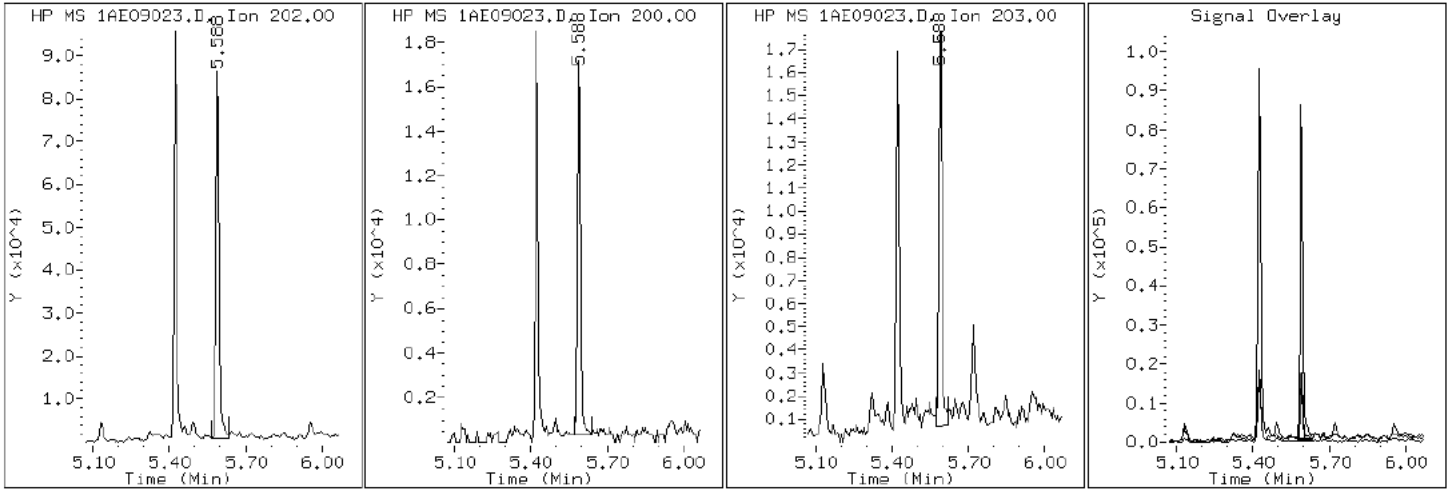
Client ID: CV1237A-CS

Instrument: BSMA5973.i

Sample Info: 680-89985-a-21-a

Operator: SCC

16 Pyrene

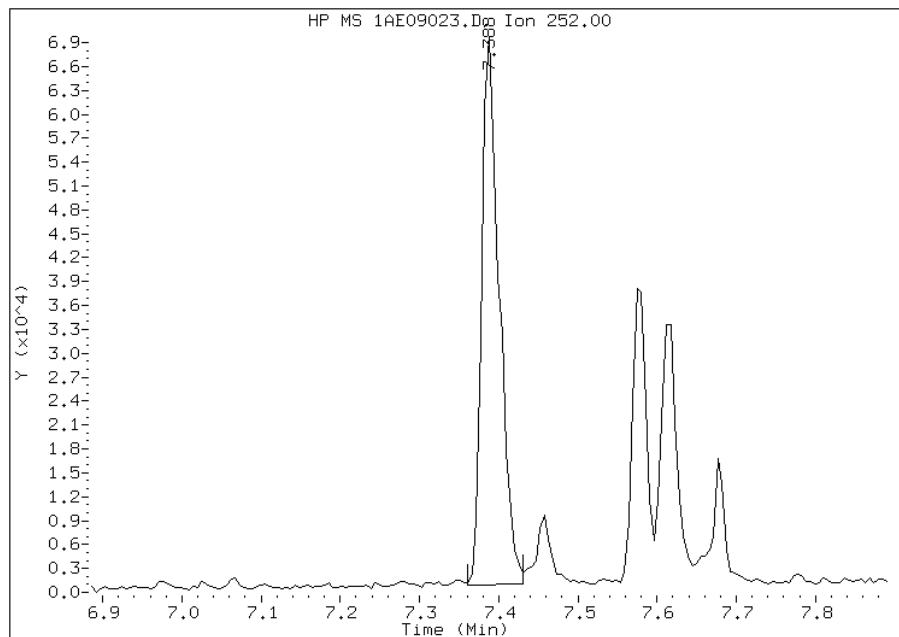


Manual Integration Report

Data File: 1AE09023.D
Inj. Date and Time: 09-MAY-2013 15:42
Instrument ID: BSMA5973.i
Client ID: CV1237A-CS
Compound: 20 Benzo(b)fluoranthene
CAS #: 205-99-2
Report Date: 05/10/2013

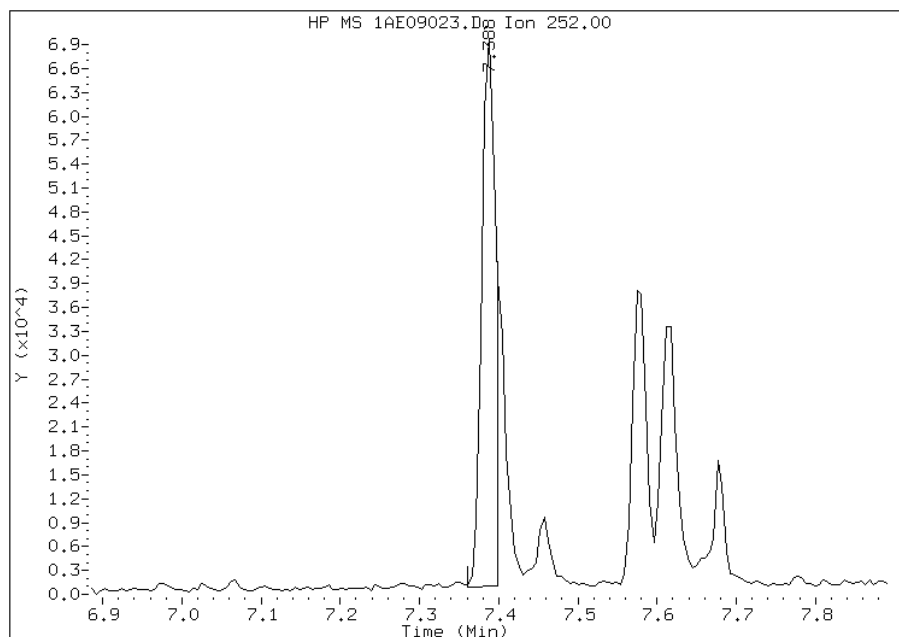
Processing Integration Results

RT: 7.39
Response: 104233
Amount: 6
Conc: 439



Manual Integration Results

RT: 7.39
Response: 83273
Amount: 5
Conc: 351



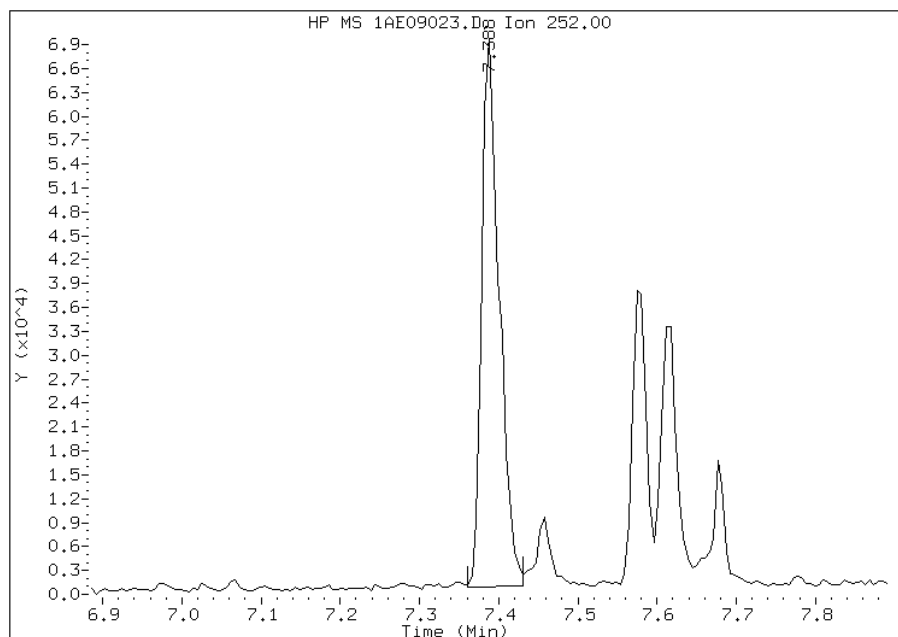
Manually Integrated By: cantins
Modification Date: 10-May-2013 11:08
Manual Integration Reason: Split Peak

Manual Integration Report

Data File: 1AE09023.D
Inj. Date and Time: 09-MAY-2013 15:42
Instrument ID: BSMA5973.i
Client ID: CV1237A-CS
Compound: 21 Benzo(k)fluoranthene
CAS #: 207-08-9
Report Date: 05/10/2013

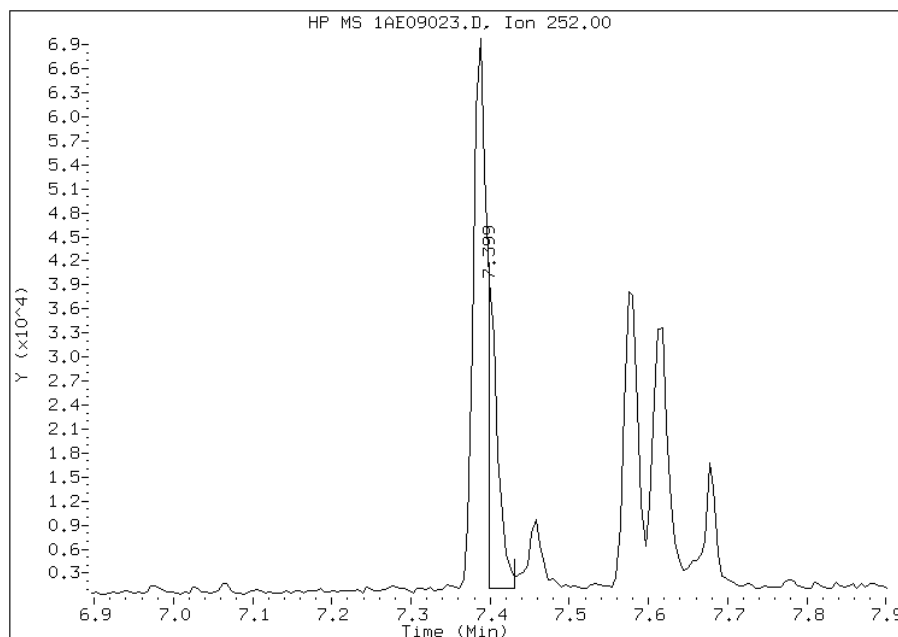
Processing Integration Results

RT: 7.39
Response: 104233
Amount: 5
Conc: 354



Manual Integration Results

RT: 7.40
Response: 33045
Amount: 1
Conc: 112



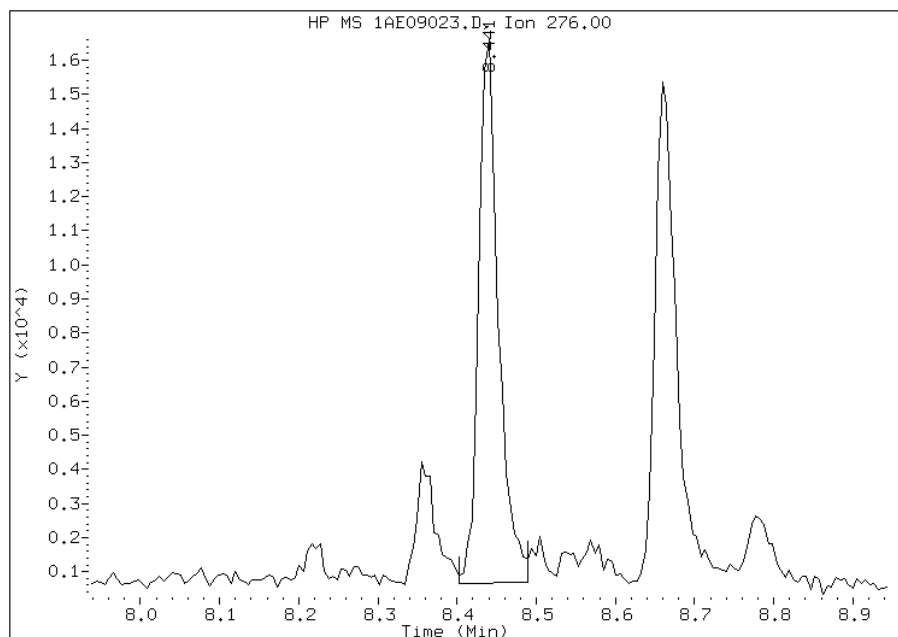
Manually Integrated By: cantins
Modification Date: 10-May-2013 11:08
Manual Integration Reason: Baseline Event

Manual Integration Report

Data File: 1AE09023.D
Inj. Date and Time: 09-MAY-2013 15:42
Instrument ID: BSMA5973.i
Client ID: CV1237A-CS
Compound: 24 Indeno(1,2,3-cd)pyrene
CAS #: 193-39-5
Report Date: 05/10/2013

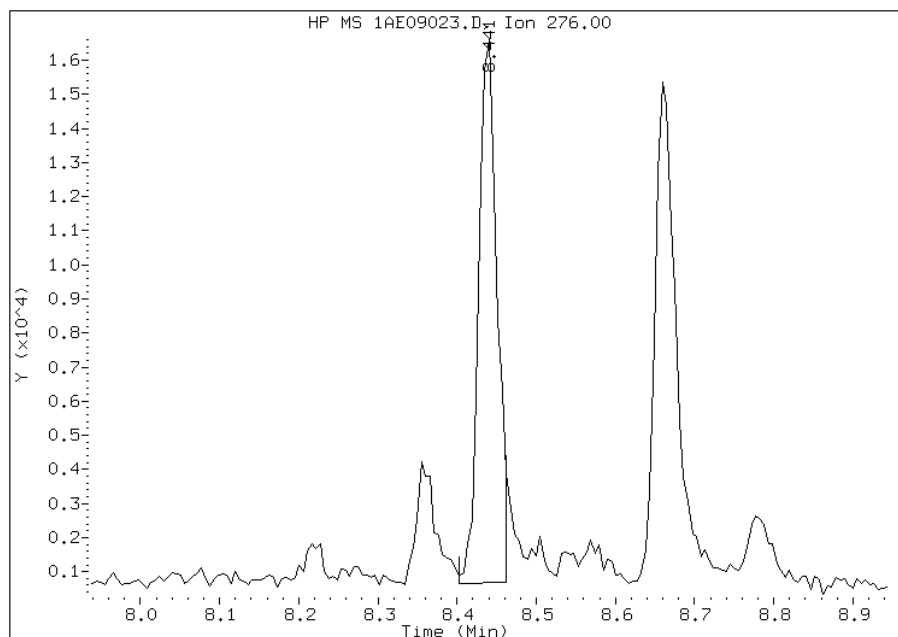
Processing Integration Results

RT: 8.44
Response: 27624
Amount: 2
Conc: 135



Manual Integration Results

RT: 8.44
Response: 25631
Amount: 2
Conc: 126



Manually Integrated By: cantins
Modification Date: 10-May-2013 11:08
Manual Integration Reason: Split Peak

FORM I
GC/MS SEMI VOA ORGANICS ANALYSIS DATA SHEET

Lab Name: TestAmerica Tampa Job No.: 680-89985-2
 SDG No.: 68089985-2
 Client Sample ID: CV1237B-CS Lab Sample ID: 680-89985-22
 Matrix: Solid Lab File ID: 1AE09024.D
 Analysis Method: 8270C LL Date Collected: 05/02/2013 12:25
 Extract. Method: 3546 Date Extracted: 05/08/2013 11:30
 Sample wt/vol: 14.99(g) Date Analyzed: 05/09/2013 15:57
 Con. Extract Vol.: 1(mL) Dilution Factor: 1
 Injection Volume: 1(uL) Level: (low/med) Low
 % Moisture: 9.6 GPC Cleanup: (Y/N) N
 Analysis Batch No.: 137283 Units: ug/Kg

CAS NO.	COMPOUND NAME	RESULT	Q	RL	MDL
83-32-9	Acenaphthene	110	U	110	22
208-96-8	Acenaphthylene	46		44	5.5
120-12-7	Anthracene	120		9.3	4.6
56-55-3	Benzo[a]anthracene	160		8.9	4.3
50-32-8	Benzo[a]pyrene	140		12	5.8
205-99-2	Benzo[b]fluoranthene	260		13	6.7
191-24-2	Benzo[g,h,i]perylene	85		22	4.9
207-08-9	Benzo[k]fluoranthene	85		8.9	4.0
218-01-9	Chrysene	150		10	5.0
53-70-3	Dibenz(a,h)anthracene	25		22	4.5
206-44-0	Fluoranthene	230	F	22	4.4
86-73-7	Fluorene	17	J	22	4.5
193-39-5	Indeno[1,2,3-cd]pyrene	84		22	7.9
90-12-0	1-Methylnaphthalene	27	J	44	4.9
91-57-6	2-Methylnaphthalene	45		44	7.9
91-20-3	Naphthalene	76		44	4.9
85-01-8	Phenanthrene	150		8.9	4.3
129-00-0	Pyrene	170	F	22	4.1

CAS NO.	SURROGATE	%REC	Q	LIMITS
84-15-1	o-Terphenyl	65		30-130

TestAmerica Laboratories

Semivolatile 8270C low level PAH

Data file : \\tam-chemsvr\chem\SM\BSMA5973.i\1A050913.b\1AE09024.D
 Lab Smp Id: 680-89985-A-22-A Client Smp ID: CV1237B-CS
 Inj Date : 09-MAY-2013 15:57
 Operator : SCC Inst ID: BSMA5973.i
 Smp Info : 680-89985-a-22-a
 Misc Info : 680-89985-A-22-A
 Comment :
 Method : \\tam-chemsvr\chem\SM\BSMA5973.i\1A050913.b\a-bFASTPAHi-m.m
 Meth Date : 09-May-2013 11:07 cantins Quant Type: ISTD
 Cal Date : 06-MAY-2013 11:56 Cal File: 1AE06009.D
 Als bottle: 31
 Dil Factor: 1.00000
 Integrator: HP RTE Compound Sublist: pah.sub
 Target Version: 4.14
 Processing Host: TAM1000

Concentration Formula:

$$\text{Amt} * \text{DF} * 1/\text{Vi} * \text{Vt}/\text{Ws} * 100/(100 - \text{M}) * \text{A} * \text{B} * \text{C} * \text{D} * \text{GPC} * \text{CpndVariable}$$

Name	Value	Description
DF	1.000	Dilution Factor
Vi	1.000	Injection Volume
Vt	1.000	Final Volume
Ws	14.990	Weight Extracted
M	9.556	% Moisture
A	1000.000	uL to mL conversion
B	1000.000	g to kg conversion
C	0.00100	ng to ug conversion
D	1.000	ug to mg conversion(value = 1 if no conv
GPC	1.000	GPC FACTOR
Cpnd Variable		Local Compound Variable

Compounds	QUANT	SIG	MASS	RT	EXP RT	REL RT	RESPONSE	CONCENTRATIONS	
								ON-COLUMN (ug/ml)	FINAL (ug/Kg)
* 1 Naphthalene-d8	136		2.553	2.543	(1.000)	980718	40.0000		
* 6 Acenaphthene-d10	164		3.584	3.574	(1.000)	527004	40.0000		
* 10 Phenanthrene-d10	188		4.541	4.520	(1.000)	821942	40.0000		
\$ 14 o-Terphenyl	230		4.829	4.819	(1.064)	76817	6.52996	481.6447	
* 18 Chrysene-d12	240		6.571	6.539	(1.000)	777884	40.0000	(H)	
* 23 Perylene-d12	264		7.666	7.634	(1.000)	726252	40.0000	(H)	
2 Naphthalene	128		2.564	2.554	(1.004)	23876	1.03381	76.2532	
3 2-Methylnaphthalene	141		2.970	2.960	(1.163)	7238	0.61667	45.4850	
4 1-Methylnaphthalene	142		3.023	3.013	(1.184)	5073	0.36060	26.5972	
5 Acenaphthylene	152		3.494	3.484	(0.975)	15430	0.62310	45.9591	
9 Fluorene	166		3.916	3.906	(1.092)	3711	0.22898	16.8894	
11 Phenanthrene	178		4.551	4.536	(1.002)	42330	2.07878	153.3289	
12 Anthracene	178		4.583	4.573	(1.009)	34156	1.57464	116.1446	
13 Carbazole	167		4.733	4.707	(1.042)	6379	0.32708	24.1250	

Compounds	QUANT SIG	RT	EXP RT	REL RT	RESPONSE	CONCENTRATIONS	
						ON-COLUMN (ug/ml)	FINAL (ug/Kg)
15 Fluoranthene	202	5.422	5.401 (1.194)		72887	3.11140	229.4945
16 Pyrene	202	5.588	5.567 (0.850)		58432	2.33689	172.3673(H)
17 Benzo(a)anthracene	228	6.565	6.534 (0.999)		48705	2.22785	164.3245
19 Chrysene	228	6.587	6.561 (1.002)		48777	1.98298	146.2632(H)
20 Benzo(b)fluoranthene	252	7.388	7.351 (0.964)		67737	3.52869	260.2737(MH)
21 Benzo(k)fluoranthene	252	7.399	7.373 (0.965)		27572	1.15779	85.3976(QMH)
22 Benzo(a)pyrene	252	7.612	7.581 (0.993)		36513	1.85211	136.6103(H)
24 Indeno(1,2,3-cd)pyrene	276	8.435	8.398 (1.100)		18783	1.13729	83.8858(MH)
25 Dibenzo(a,h)anthracene	278	8.451	8.425 (1.102)		5814	0.34343	25.3308(H)
26 Benzo(g,h,i)perylene	276	8.654	8.617 (1.129)		20484	1.15339	85.0728(H)

QC Flag Legend

- Q - Qualifier signal failed the ratio test.
- M - Compound response manually integrated.
- H - Operator selected an alternate compound hit.

Data File: 1AE09024.D

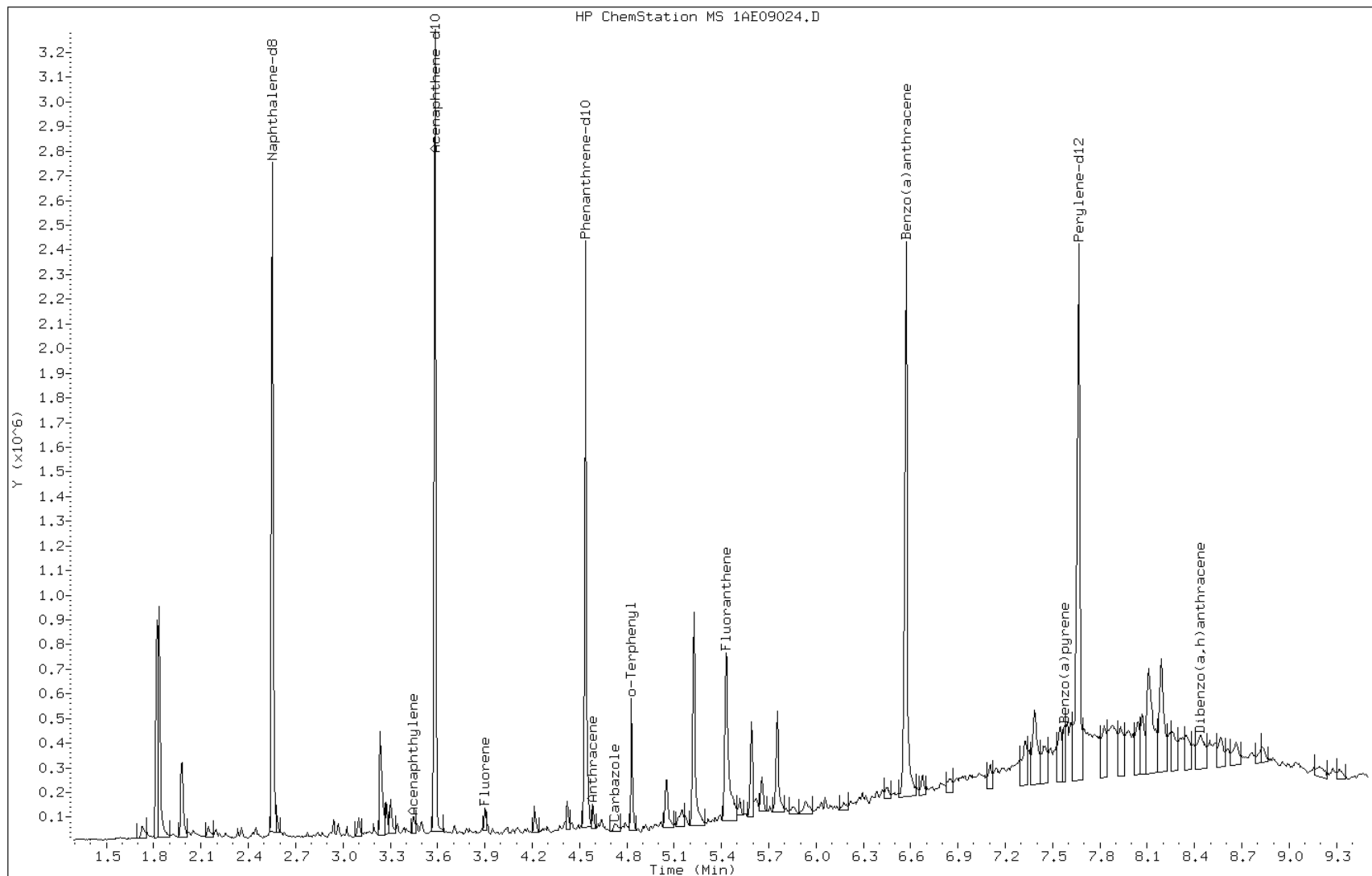
Date: 09-MAY-2013 15:57

Client ID: CV1237B-CS

Instrument: BSMA5973.i

Sample Info: 680-89985-a-22-a

Operator: SCC



Data File: 1AE09024.D

Date: 09-MAY-2013 15:57

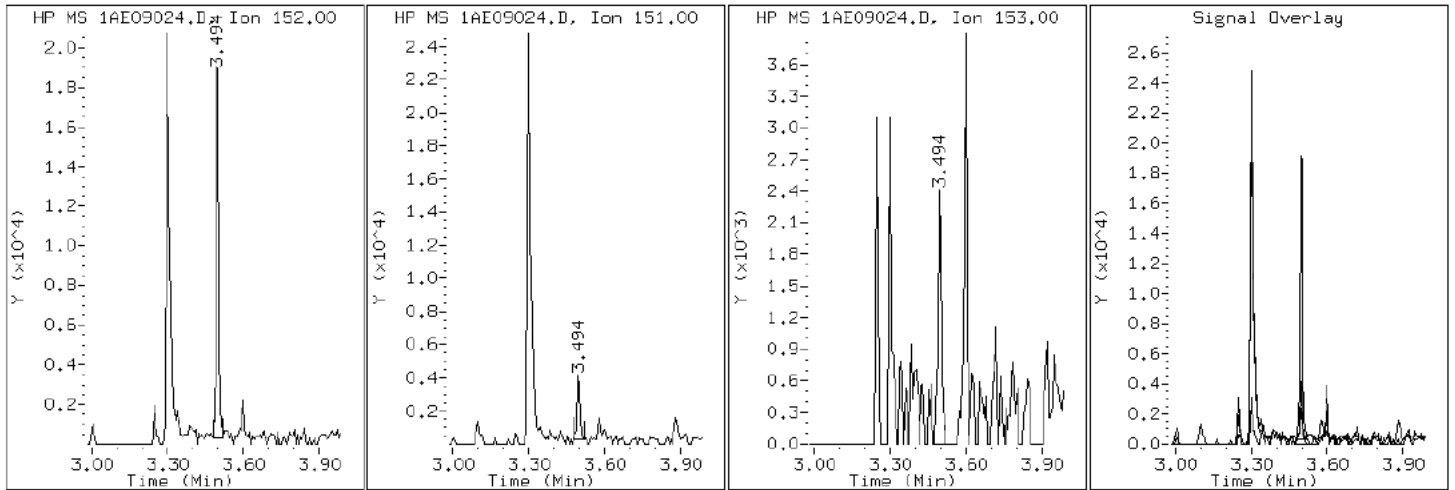
Client ID: CV1237B-CS

Instrument: BSMA5973.i

Sample Info: 680-89985-a-22-a

Operator: SCC

5 Acenaphthylene



Data File: 1AE09024.D

Date: 09-MAY-2013 15:57

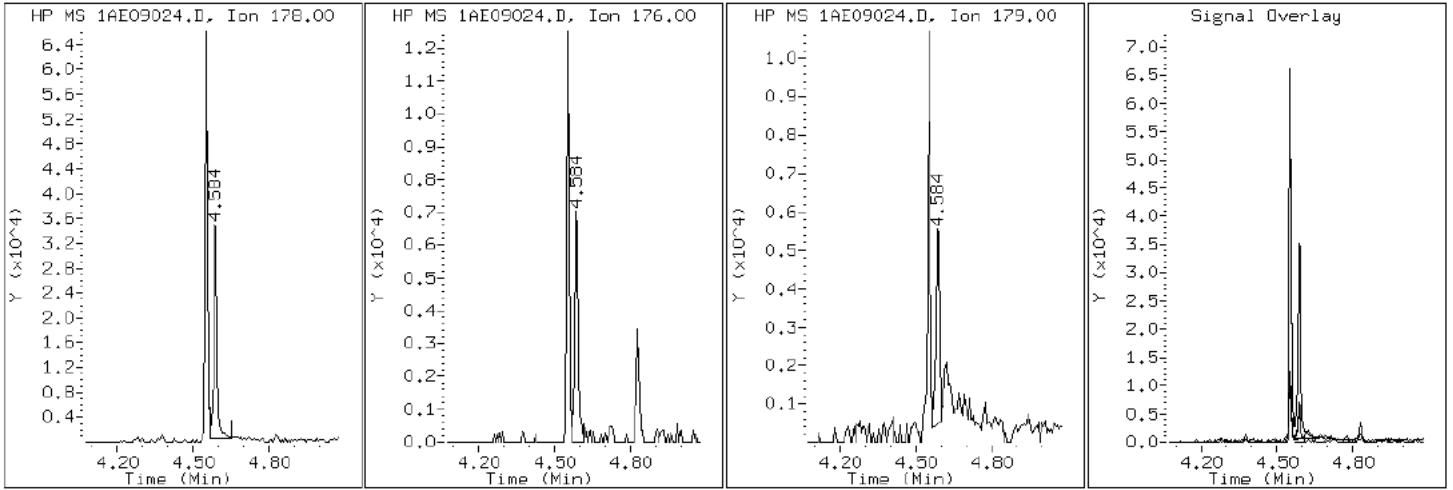
Client ID: CV1237B-CS

Instrument: BSMA5973.i

Sample Info: 680-89985-a-22-a

Operator: SCC

12 Anthracene



Data File: 1AE09024.D

Date: 09-MAY-2013 15:57

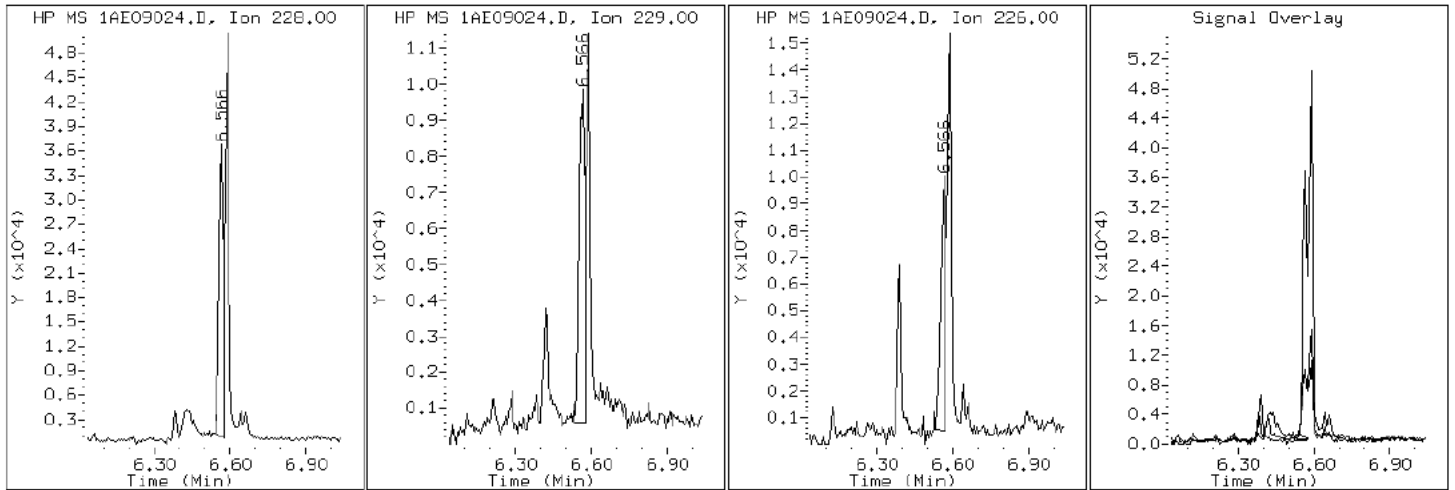
Client ID: CV1237B-CS

Instrument: BSMA5973.i

Sample Info: 680-89985-a-22-a

Operator: SCC

17 Benzo(a)anthracene



Data File: 1AE09024.D

Date: 09-MAY-2013 15:57

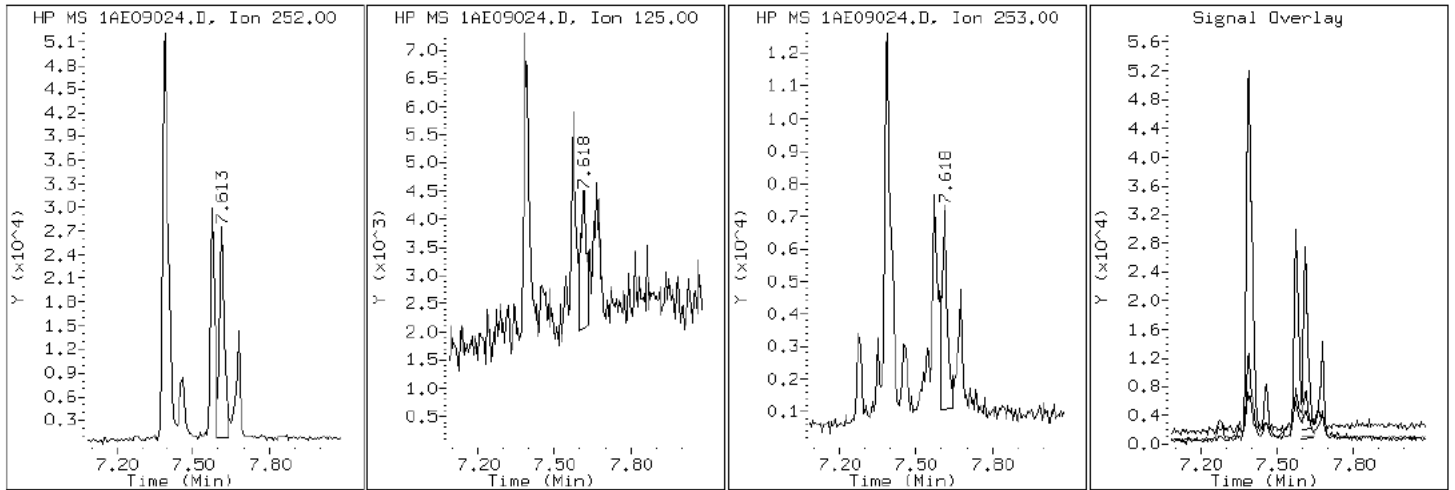
Client ID: CV1237B-CS

Instrument: BSMA5973.i

Sample Info: 680-89985-a-22-a

Operator: SCC

22 Benzo(a)pyrene



Data File: 1AE09024.D

Date: 09-MAY-2013 15:57

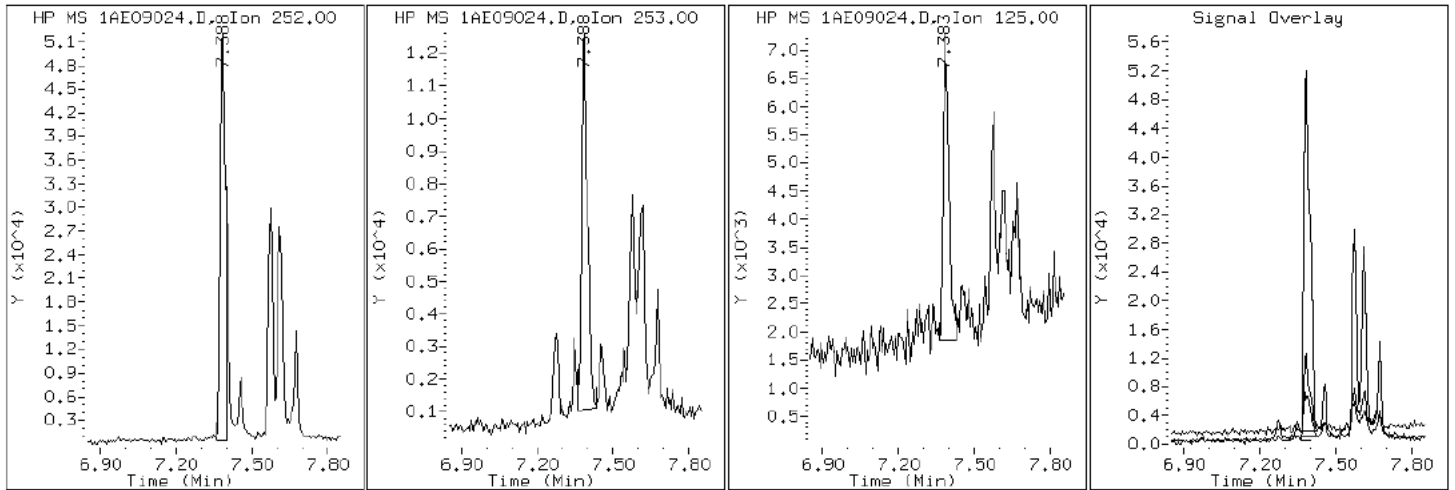
Client ID: CV1237B-CS

Instrument: BSMA5973.i

Sample Info: 680-89985-a-22-a

Operator: SCC

20 Benzo (b) fluoranthene



Data File: 1AE09024.D

Date: 09-MAY-2013 15:57

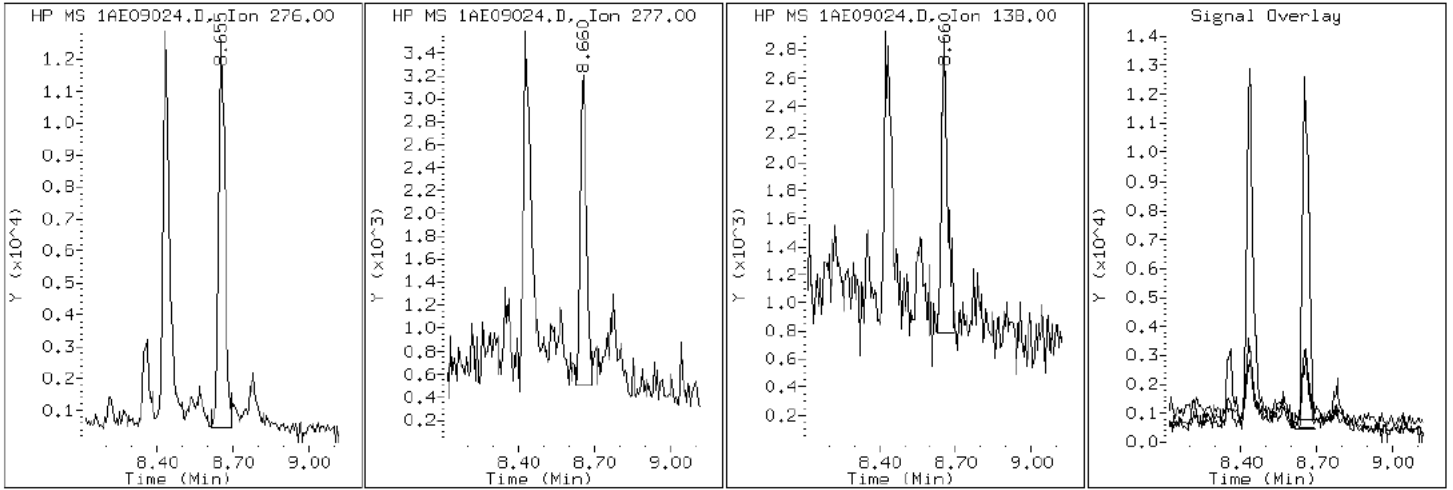
Client ID: CV1237B-CS

Instrument: BSMA5973.i

Sample Info: 680-89985-a-22-a

Operator: SCC

26 Benzo(g,h,i)perylene



Data File: 1AE09024.D

Date: 09-MAY-2013 15:57

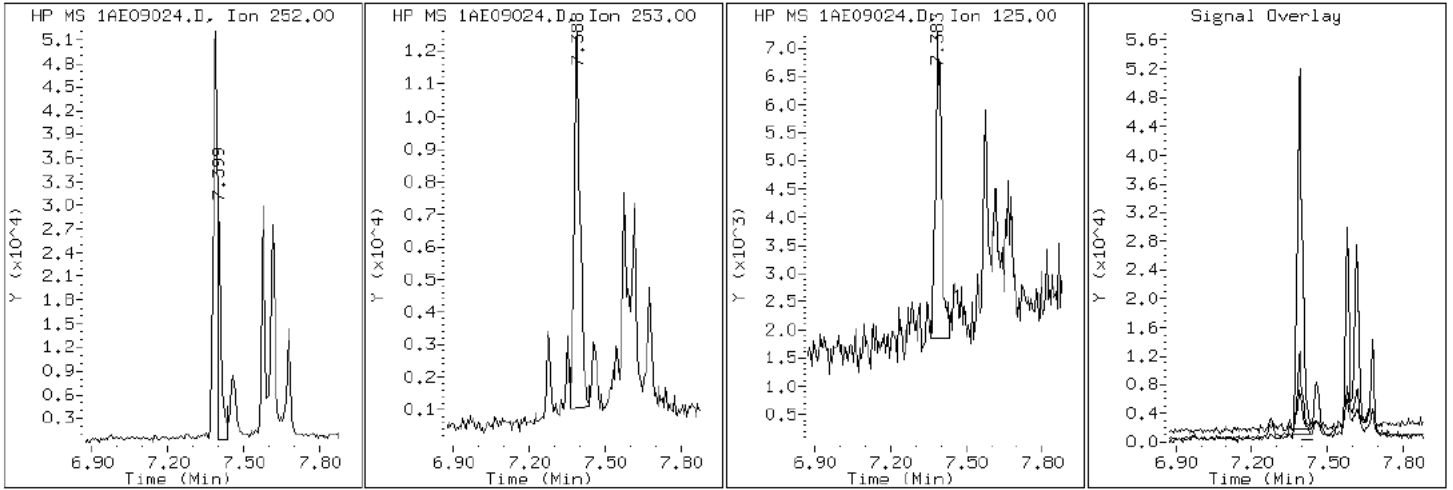
Client ID: CV1237B-CS

Instrument: BSMA5973.i

Sample Info: 680-89985-a-22-a

Operator: SCC

21 Benzo(k)fluoranthene



Data File: 1AE09024.D

Date: 09-MAY-2013 15:57

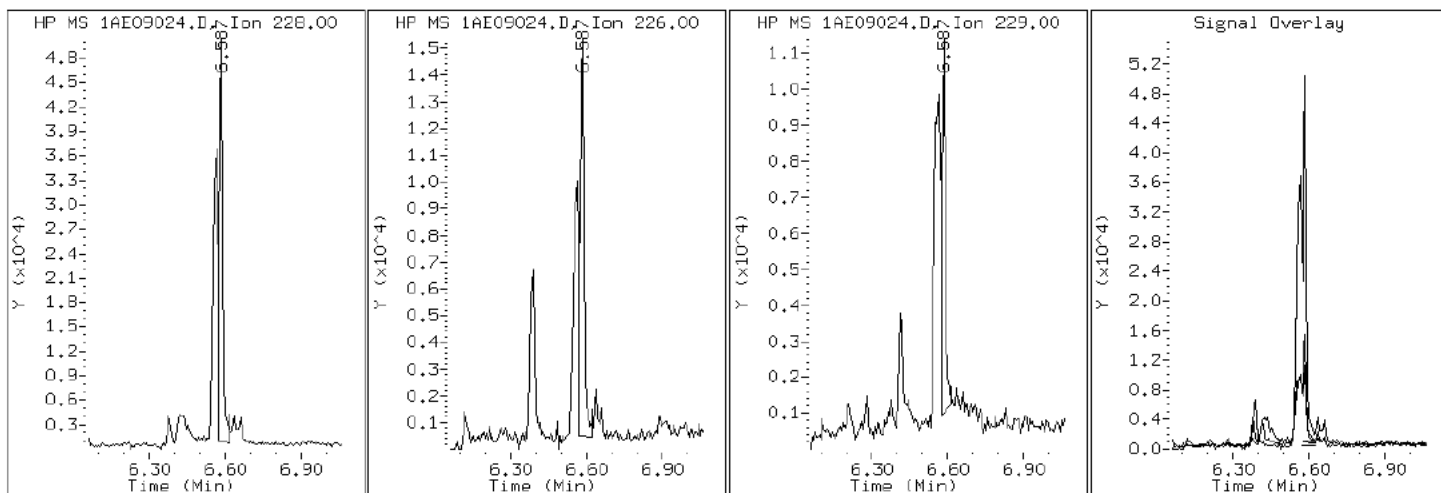
Client ID: CV1237B-CS

Instrument: BSMA5973.i

Sample Info: 680-89985-a-22-a

Operator: SCC

19 Chrysene



Data File: 1AE09024.D

Date: 09-MAY-2013 15:57

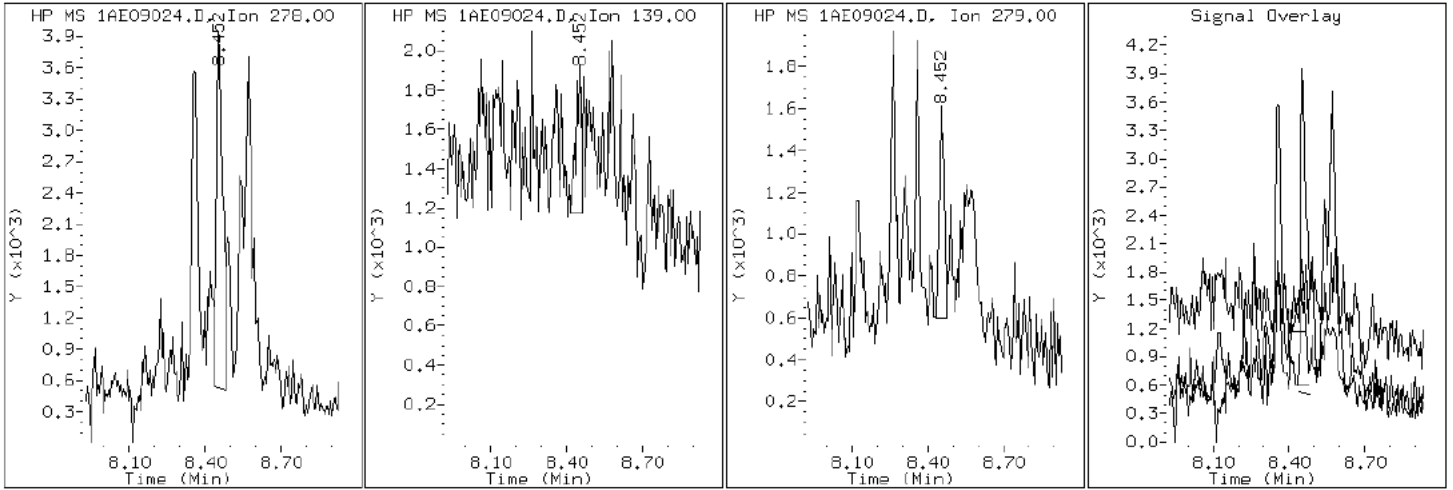
Client ID: CV1237B-CS

Instrument: BSMA5973.i

Sample Info: 680-89985-a-22-a

Operator: SCC

25 Dibenzo (a,h) anthracene



Data File: 1AE09024.D

Date: 09-MAY-2013 15:57

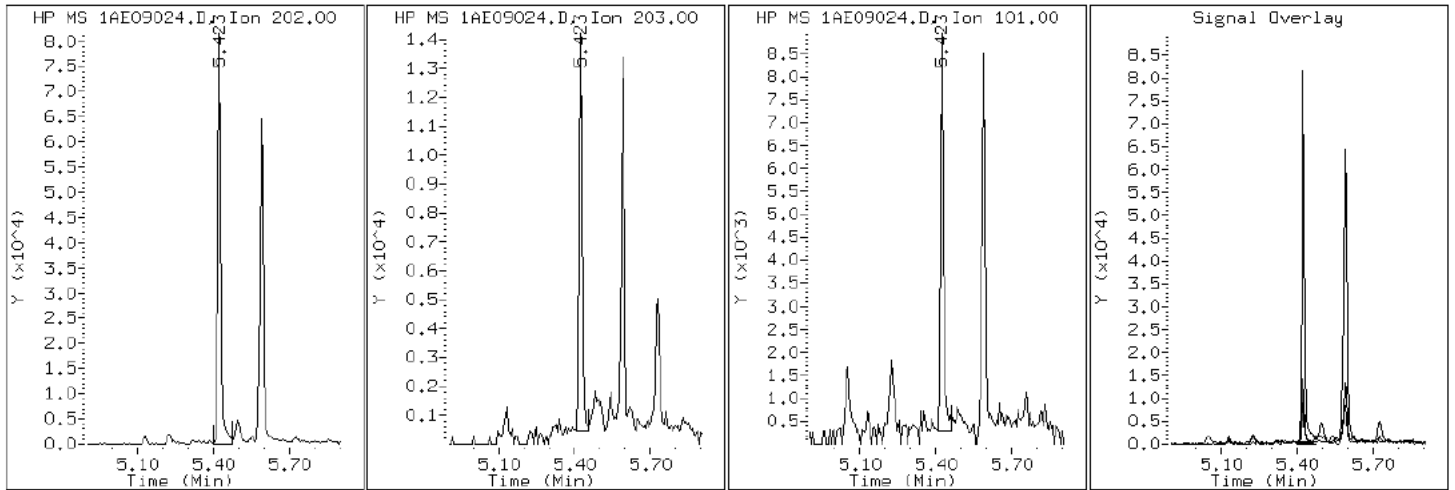
Client ID: CV1237B-CS

Instrument: BSMA5973.i

Sample Info: 680-89985-a-22-a

Operator: SCC

15 Fluoranthene



Data File: 1AE09024.D

Date: 09-MAY-2013 15:57

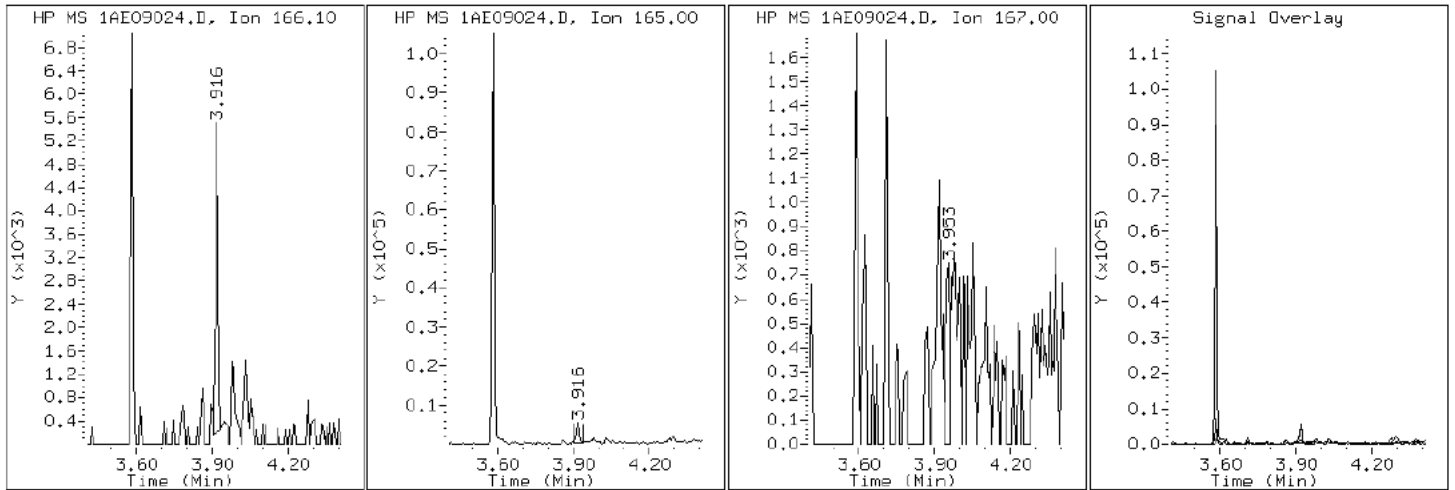
Client ID: CV1237B-CS

Instrument: BSMA5973.i

Sample Info: 680-89985-a-22-a

Operator: SCC

9 Fluorene



Data File: 1AE09024.D

Date: 09-MAY-2013 15:57

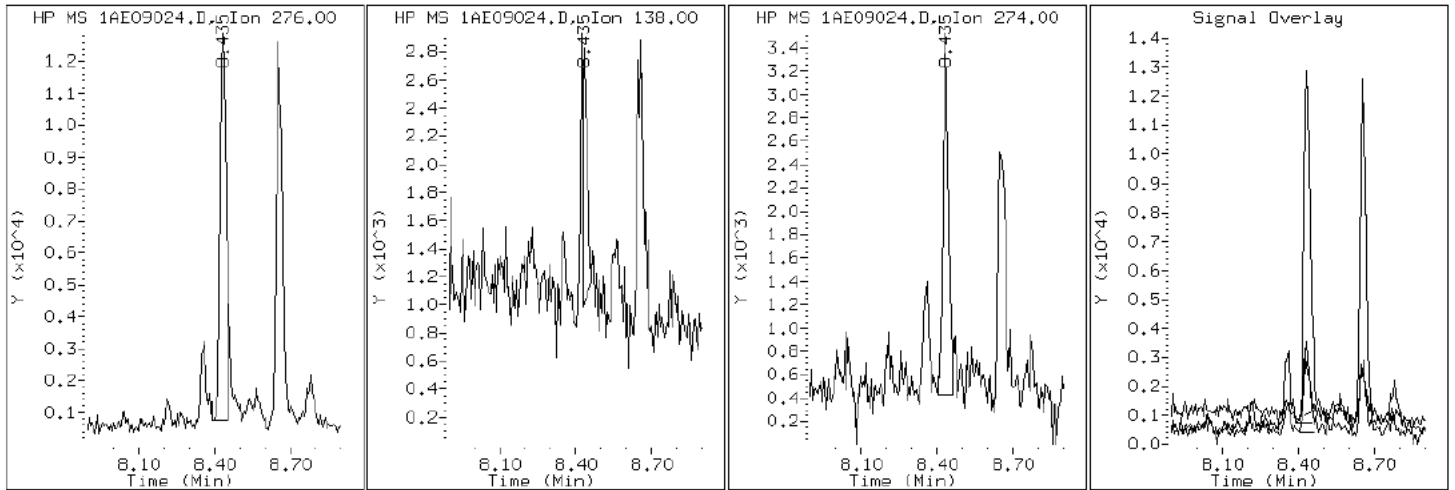
Client ID: CV1237B-CS

Instrument: BSMA5973.i

Sample Info: 680-89985-a-22-a

Operator: SCC

24 Indeno(1,2,3-cd)pyrene



Data File: 1AE09024.D

Date: 09-MAY-2013 15:57

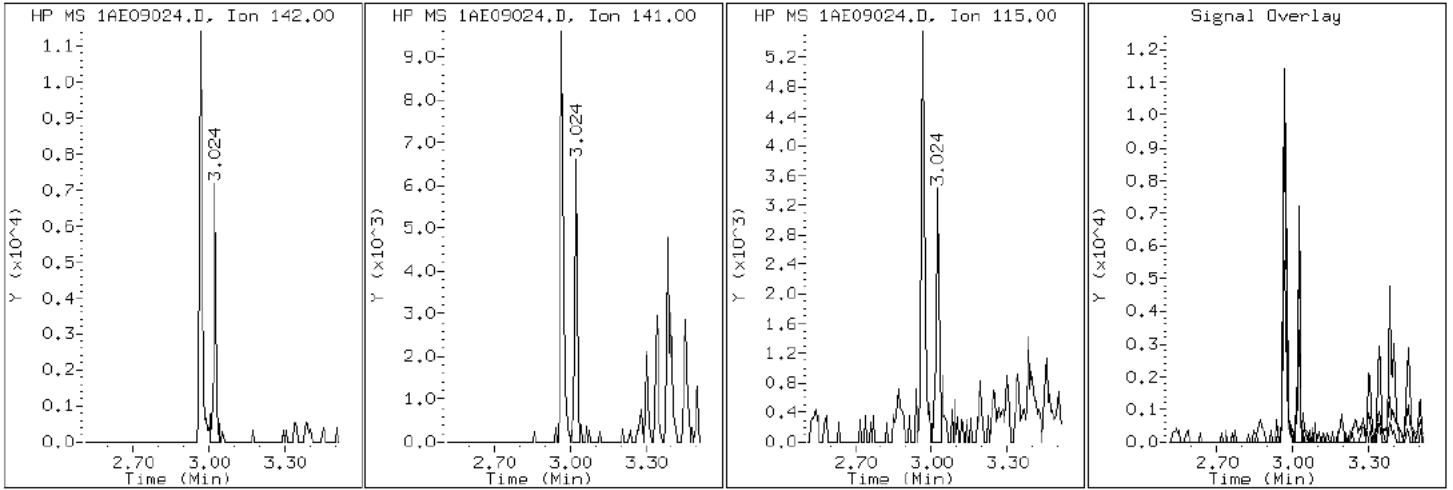
Client ID: CV1237B-CS

Instrument: BSMA5973.i

Sample Info: 680-89985-a-22-a

Operator: SCC

4 1-Methylnaphthalene



Data File: 1AE09024.D

Date: 09-MAY-2013 15:57

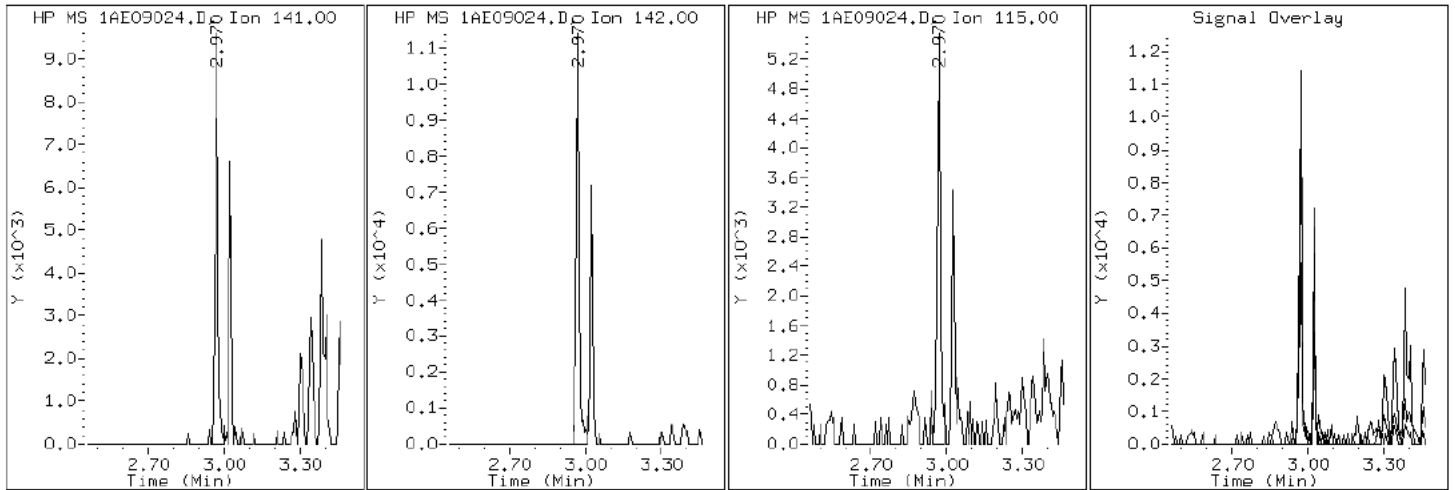
Client ID: CV1237B-CS

Instrument: BSMA5973.i

Sample Info: 680-89985-a-22-a

Operator: SCC

3 2-Methylnaphthalene



Data File: 1AE09024.D

Date: 09-MAY-2013 15:57

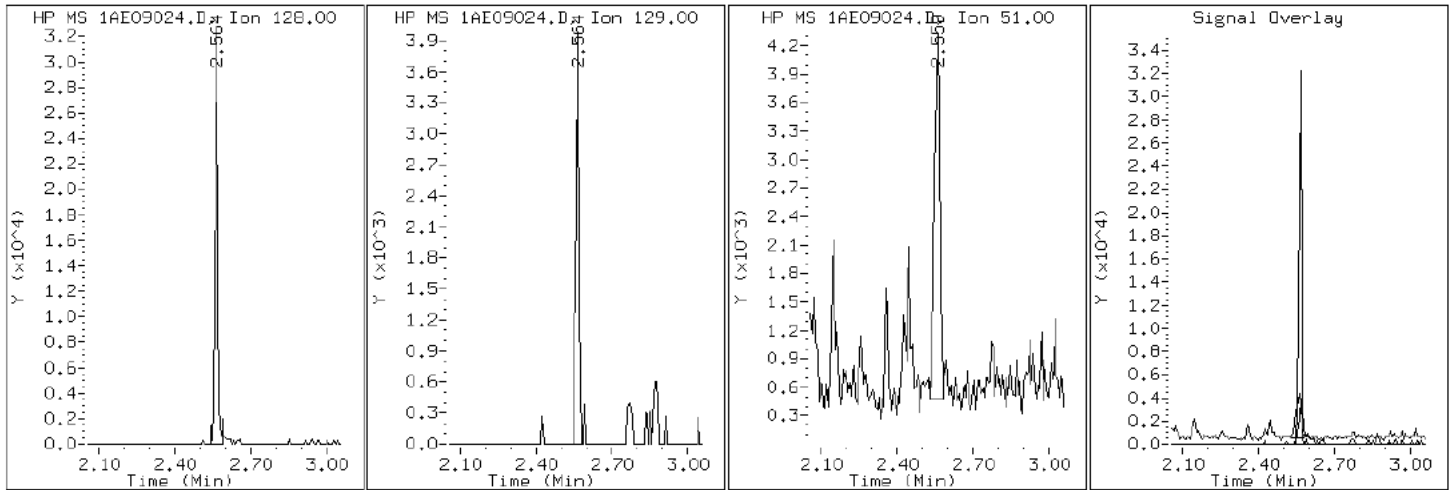
Client ID: CV1237B-CS

Instrument: BSMA5973.i

Sample Info: 680-89985-a-22-a

Operator: SCC

2 Naphthalene



Data File: 1AE09024.D

Date: 09-MAY-2013 15:57

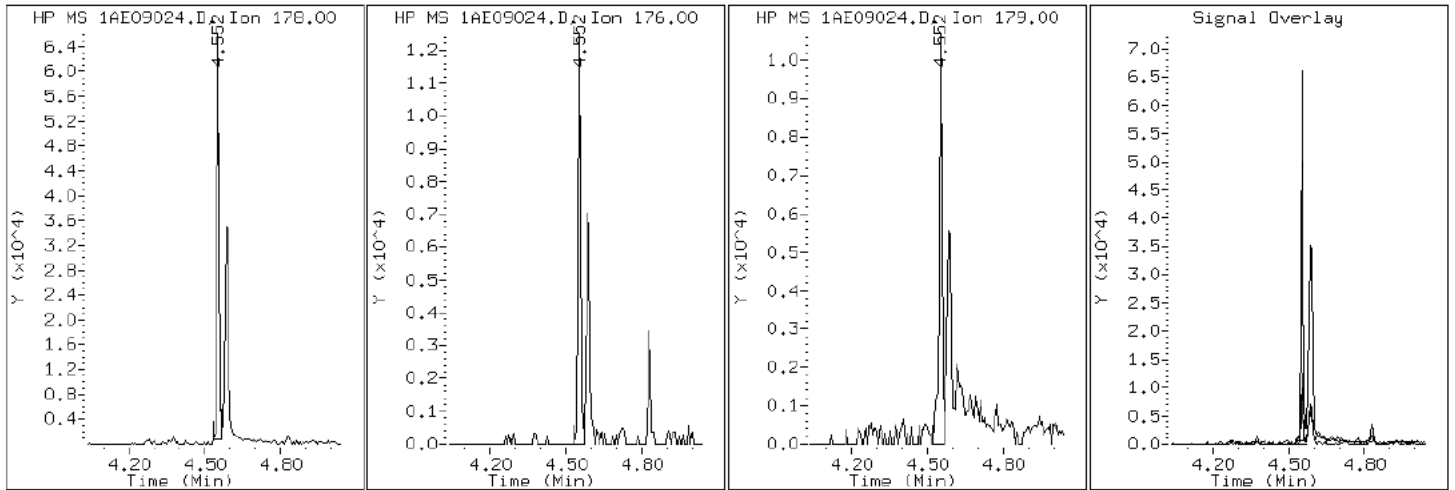
Client ID: CV1237B-CS

Instrument: BSMA5973.i

Sample Info: 680-89985-a-22-a

Operator: SCC

11 Phenanthrene



Data File: 1AE09024.D

Date: 09-MAY-2013 15:57

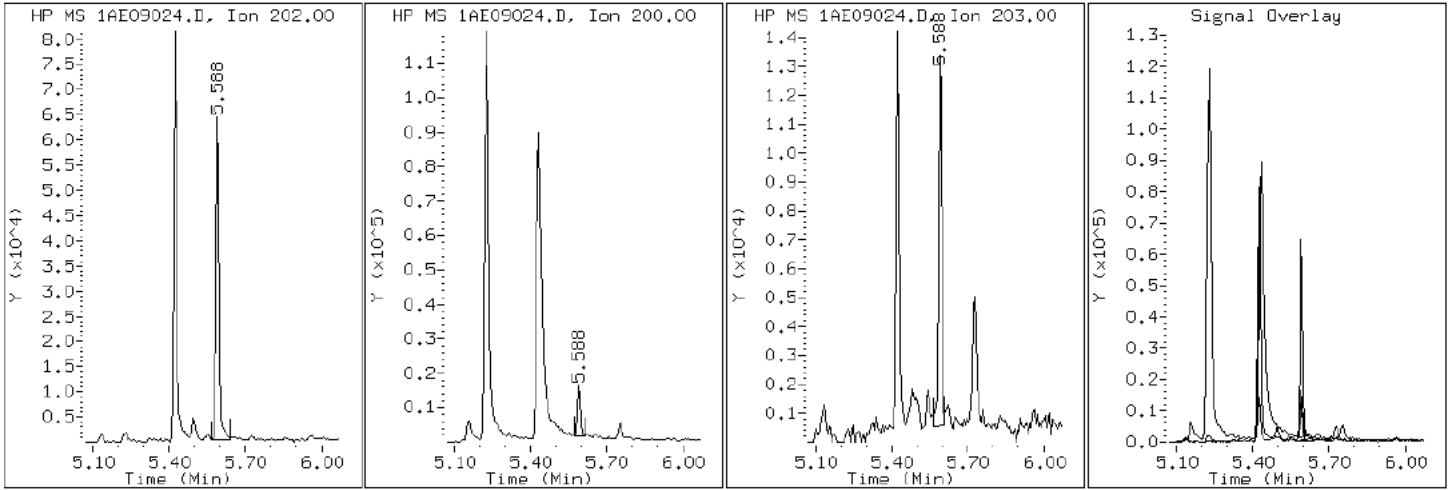
Client ID: CV1237B-CS

Instrument: BSMA5973.i

Sample Info: 680-89985-a-22-a

Operator: SCC

16 Pyrene

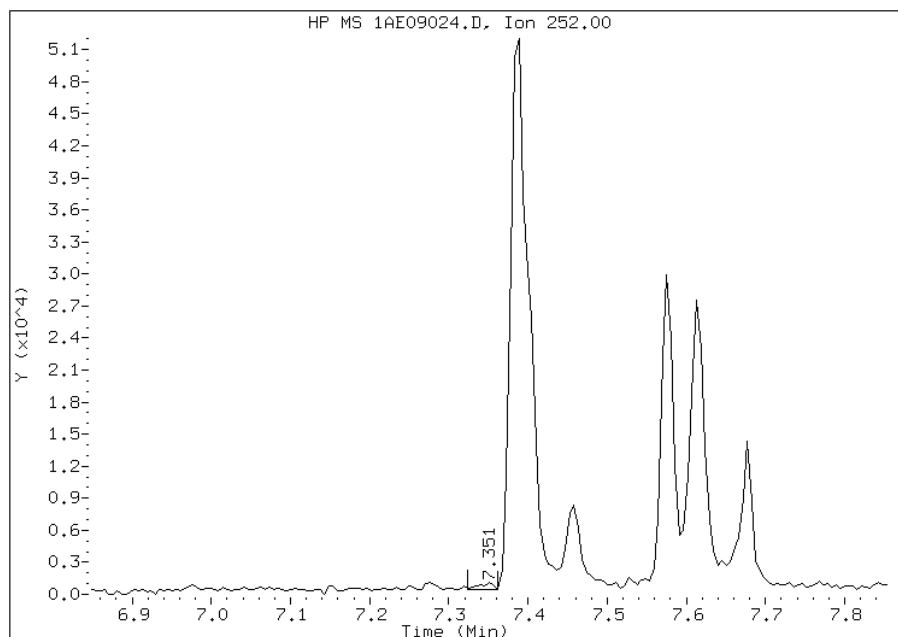


Manual Integration Report

Data File: 1AE09024.D
Inj. Date and Time: 09-MAY-2013 15:57
Instrument ID: BSMA5973.i
Client ID: CV1237B-CS
Compound: 20 Benzo(b)fluoranthene
CAS #: 205-99-2
Report Date: 05/10/2013

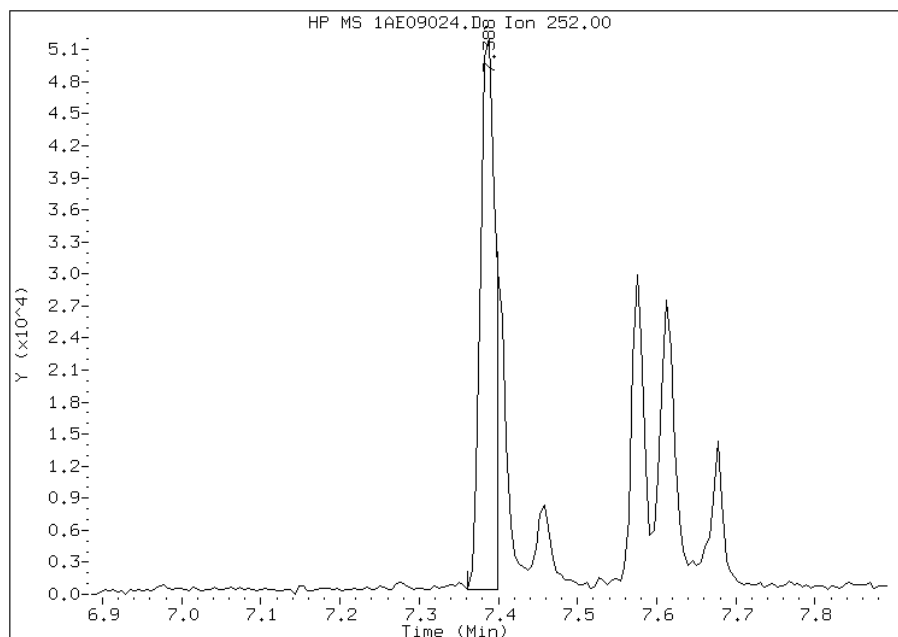
Processing Integration Results

RT: 7.35
Response: 816
Amount: 0
Conc: 3



Manual Integration Results

RT: 7.39
Response: 67737
Amount: 4
Conc: 260



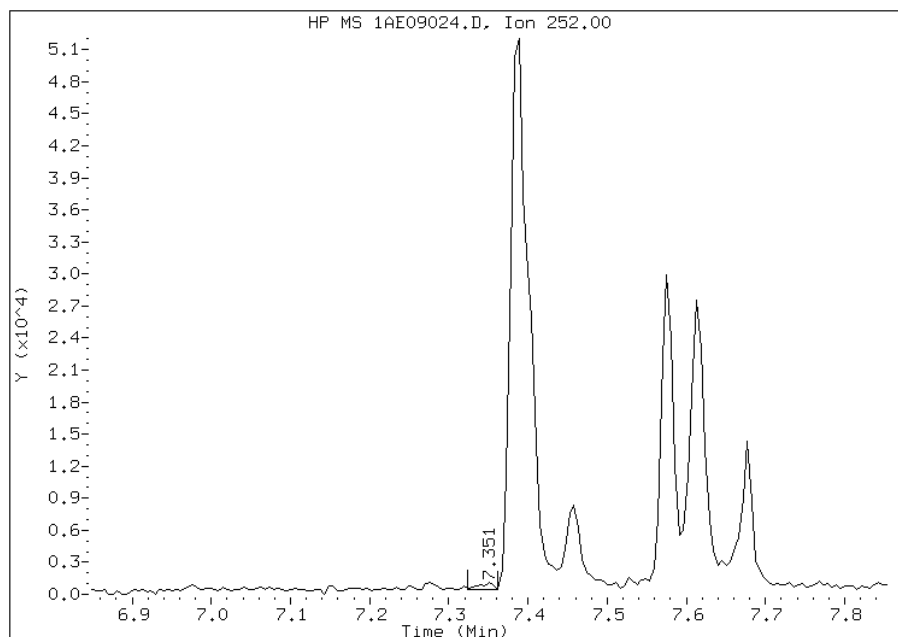
Manually Integrated By: cantins
Modification Date: 09-May-2013 16:38
Manual Integration Reason: Split Peak

Manual Integration Report

Data File: 1AE09024.D
Inj. Date and Time: 09-MAY-2013 15:57
Instrument ID: BSMA5973.i
Client ID: CV1237B-CS
Compound: 21 Benzo(k)fluoranthene
CAS #: 207-08-9
Report Date: 05/10/2013

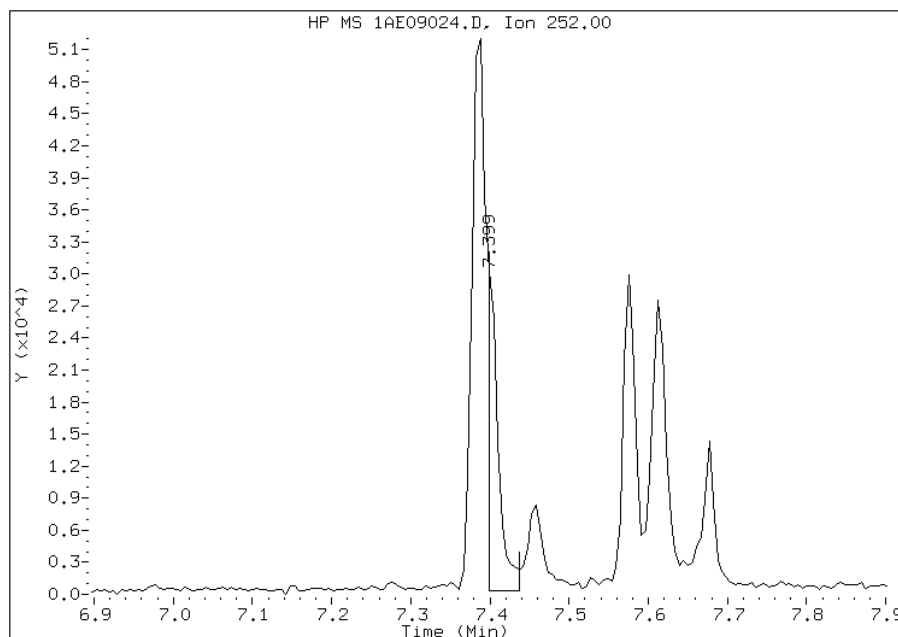
Processing Integration Results

RT: 7.35
Response: 816
Amount: 0
Conc: 3



Manual Integration Results

RT: 7.40
Response: 27572
Amount: 1
Conc: 85



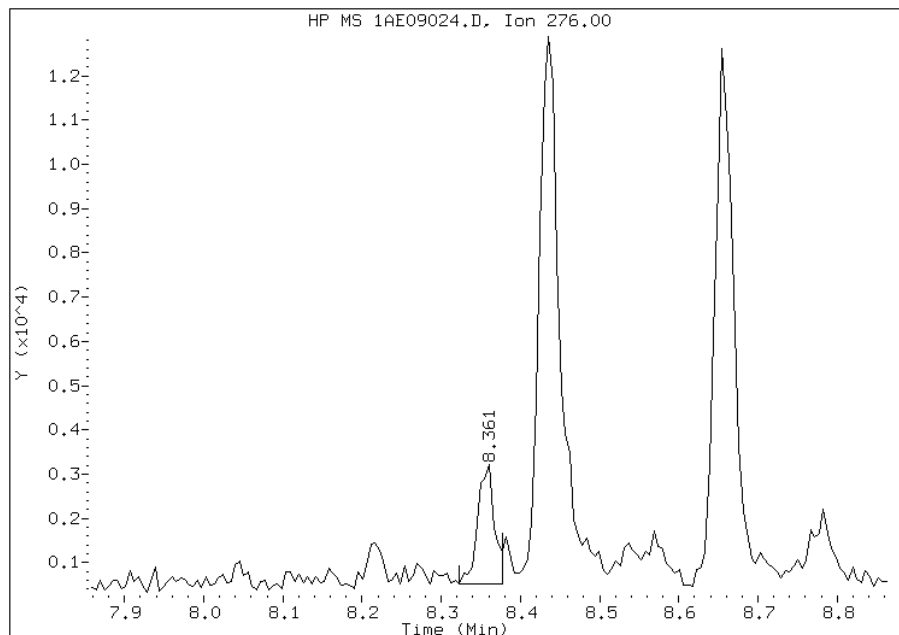
Manually Integrated By: cantins
Modification Date: 09-May-2013 16:39
Manual Integration Reason: Baseline Event

Manual Integration Report

Data File: 1AE09024.D
Inj. Date and Time: 09-MAY-2013 15:57
Instrument ID: BSMA5973.i
Client ID: CV1237B-CS
Compound: 24 Indeno(1,2,3-cd)pyrene
CAS #: 193-39-5
Report Date: 05/10/2013

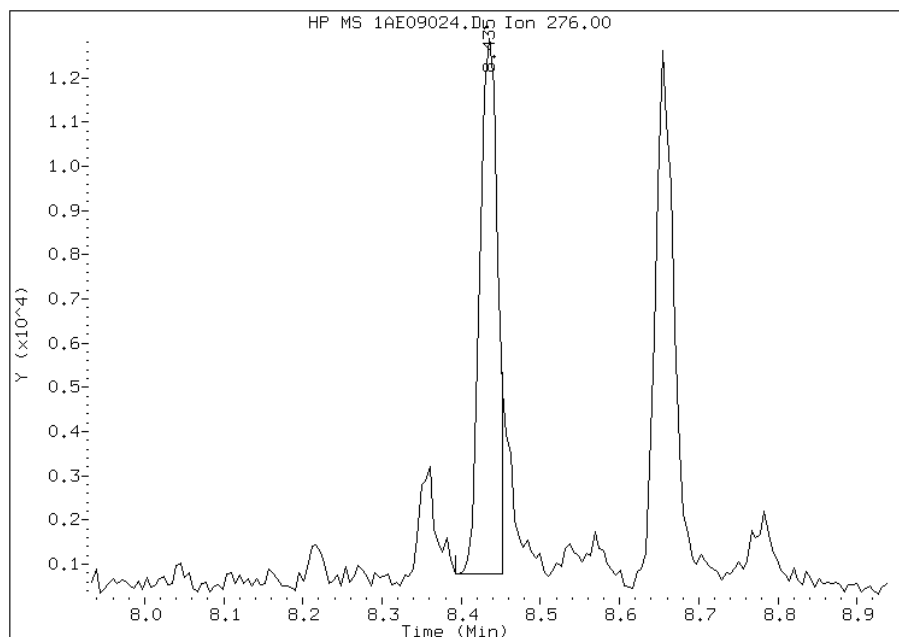
Processing Integration Results

RT: 8.36
Response: 3930
Amount: 0
Conc: 18



Manual Integration Results

RT: 8.44
Response: 18783
Amount: 1
Conc: 84



Manually Integrated By: cantins
Modification Date: 09-May-2013 16:39
Manual Integration Reason: Split Peak

FORM I
GC/MS SEMI VOA ORGANICS ANALYSIS DATA SHEET

Lab Name: TestAmerica Tampa Job No.: 680-89985-2
 SDG No.: 68089985-2
 Client Sample ID: CV1302A-CS Lab Sample ID: 680-89985-23
 Matrix: Solid Lab File ID: 1AE09027.D
 Analysis Method: 8270C LL Date Collected: 05/02/2013 12:50
 Extract. Method: 3546 Date Extracted: 05/08/2013 11:30
 Sample wt/vol: 14.99(g) Date Analyzed: 05/09/2013 16:43
 Con. Extract Vol.: 1(mL) Dilution Factor: 4
 Injection Volume: 1(uL) Level: (low/med) Low
 % Moisture: 33.3 GPC Cleanup: (Y/N) N
 Analysis Batch No.: 137283 Units: ug/Kg

CAS NO.	COMPOUND NAME	RESULT	Q	RL	MDL
83-32-9	Acenaphthene	260	J	600	120
208-96-8	Acenaphthylene	40	J	240	30
120-12-7	Anthracene	380		50	25
56-55-3	Benzo[a]anthracene	1200		48	23
50-32-8	Benzo[a]pyrene	820		62	31
205-99-2	Benzo[b]fluoranthene	1300		73	37
191-24-2	Benzo[g,h,i]perylene	420		120	26
207-08-9	Benzo[k]fluoranthene	520		48	22
218-01-9	Chrysene	870		54	27
53-70-3	Dibenz(a,h)anthracene	150		120	25
206-44-0	Fluoranthene	1600		120	24
86-73-7	Fluorene	140		120	25
193-39-5	Indeno[1,2,3-cd]pyrene	450		120	43
90-12-0	1-Methylnaphthalene	120	J	240	26
91-57-6	2-Methylnaphthalene	150	J	240	43
91-20-3	Naphthalene	240		240	26
85-01-8	Phenanthrene	1500		48	23
129-00-0	Pyrene	1300		120	22

CAS NO.	SURROGATE	%REC	Q	LIMITS
84-15-1	o-Terphenyl	62		30-130

TestAmerica Laboratories

Semivolatiles 8270C low level PAH

Data file : \\tam-chemsvr\chem\SM\BSMA5973.i\1A050913.b\1AE09027.D
 Lab Smp Id: 680-89985-A-23-A Client Smp ID: CV1302A-CS
 Inj Date : 09-MAY-2013 16:43
 Operator : SCC Inst ID: BSMA5973.i
 Smp Info : 680-89985-a-23-a
 Misc Info : 680-89985-A-23-A
 Comment :
 Method : \\tam-chemsvr\chem\SM\BSMA5973.i\1A050913.b\A-BFASTPAHi-m.m
 Meth Date : 09-May-2013 11:07 cantins Quant Type: ISTD
 Cal Date : 06-MAY-2013 11:56 Cal File: 1AE06009.D
 Als bottle: 34
 Dil Factor: 4.00000
 Integrator: HP RTE Compound Sublist: pah.sub
 Target Version: 4.14
 Processing Host: TAM1000

Concentration Formula:

$$\text{Amt} * \text{DF} * 1/\text{Vi} * \text{Vt}/\text{Ws} * 100/(100 - \text{M}) * \text{A} * \text{B} * \text{C} * \text{D} * \text{GPC} * \text{CpndVariable}$$

Name	Value	Description
DF	4.000	Dilution Factor
Vi	1.000	Injection Volume
Vt	1.000	Final Volume
Ws	14.990	Weight Extracted
M	33.333	% Moisture
A	1000.000	uL to mL conversion
B	1000.000	g to kg conversion
C	0.00100	ng to ug conversion
D	1.000	ug to mg conversion(value = 1 if no conv)
GPC	1.000	GPC FACTOR
Cpnd Variable		Local Compound Variable

Compounds	QUANT	SIG	MASS	RT	EXP RT	REL RT	RESPONSE	CONCENTRATIONS	
								ON-COLUMN	FINAL
								(ug/ml)	(ug/Kg)
* 1 Naphthalene-d8	136		2.555	2.543	(1.000)	1000318	40.0000		
* 6 Acenaphthene-d10	164		3.586	3.574	(1.000)	529134	40.0000		
* 10 Phenanthrene-d10	188		4.536	4.520	(1.000)	861192	40.0000		
\$ 14 o-Terphenyl	230		4.830	4.819	(1.065)	19230	1.56018	624.4865	
* 18 Chrysene-d12	240		6.572	6.539	(1.000)	733727	40.0000		
* 23 Perylene-d12	264		7.662	7.634	(1.000)	673126	40.0000		
2 Naphthalene	128		2.565	2.554	(1.004)	14341	0.60879	243.6775	
3 2-Methylnaphthalene	141		2.971	2.960	(1.163)	4565	0.38131	152.6264	
4 1-Methylnaphthalene	142		3.025	3.013	(1.184)	4266	0.29729	118.9957	
5 Acenaphthylene	152		3.495	3.484	(0.975)	2496	0.10039	40.1820	
7 Acenaphthene	154		3.602	3.590	(1.004)	9433	0.66064	264.4310	
9 Fluorene	166		3.917	3.906	(1.092)	5874	0.36099	144.4910	
11 Phenanthrene	178		4.552	4.536	(1.004)	79975	3.74848	1500.3907	
12 Anthracene	178		4.585	4.573	(1.011)	21333	0.93866	375.7148	

Compounds	QUANT SIG	RT	EXP RT	REL RT	RESPONSE	CONCENTRATIONS	
						ON-COLUMN (ug/ml)	FINAL (ug/Kg)
13 Carbazole	167	4.734	4.707 (1.044)		15362	0.75178	300.9113
15 Fluoranthene	202	5.423	5.401 (1.195)		98523	4.01407	1606.6978
16 Pyrene	202	5.589	5.567 (0.850)		75177	3.18752	1275.8590
17 Benzo(a)anthracene	228	6.566	6.534 (0.999)		61270	2.97126	1189.2964
19 Chrysene	228	6.582	6.561 (1.002)		50519	2.17740	871.5418
20 Benzo(b)fluoranthene	252	7.384	7.351 (0.964)		59484	3.34333	1338.2234(M)
21 Benzo(k)fluoranthene	252	7.395	7.373 (0.965)		28756	1.30281	521.4709(QM)
22 Benzo(a)pyrene	252	7.608	7.581 (0.993)		37576	2.05646	823.1343
24 Indeno(1,2,3-cd)pyrene	276	8.431	8.398 (1.100)		17220	1.12495	450.2783(M)
25 Dibenzo(a,h)anthracene	278	8.452	8.425 (1.103)		5762	0.36722	146.9846
26 Benzo(g,h,i)perylene	276	8.655	8.617 (1.130)		17067	1.03683	415.0088(M)

QC Flag Legend

- Q - Qualifier signal failed the ratio test.
- M - Compound response manually integrated.

Data File: 1AE09027.D

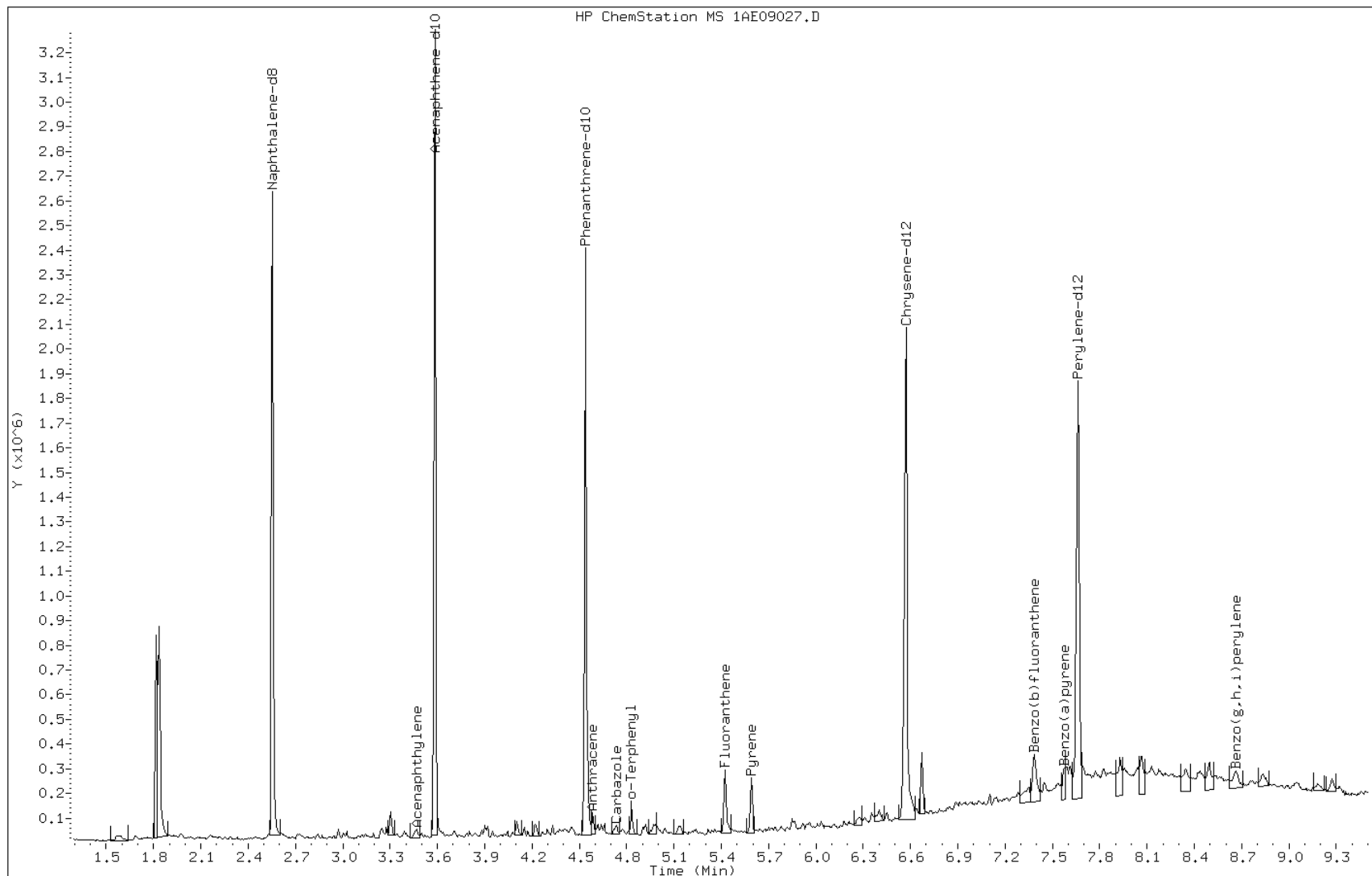
Date: 09-MAY-2013 16:43

Client ID: CV1302A-CS

Instrument: BSMA5973.i

Sample Info: 680-89985-a-23-a

Operator: SCC



Data File: 1AE09027.D

Date: 09-MAY-2013 16:43

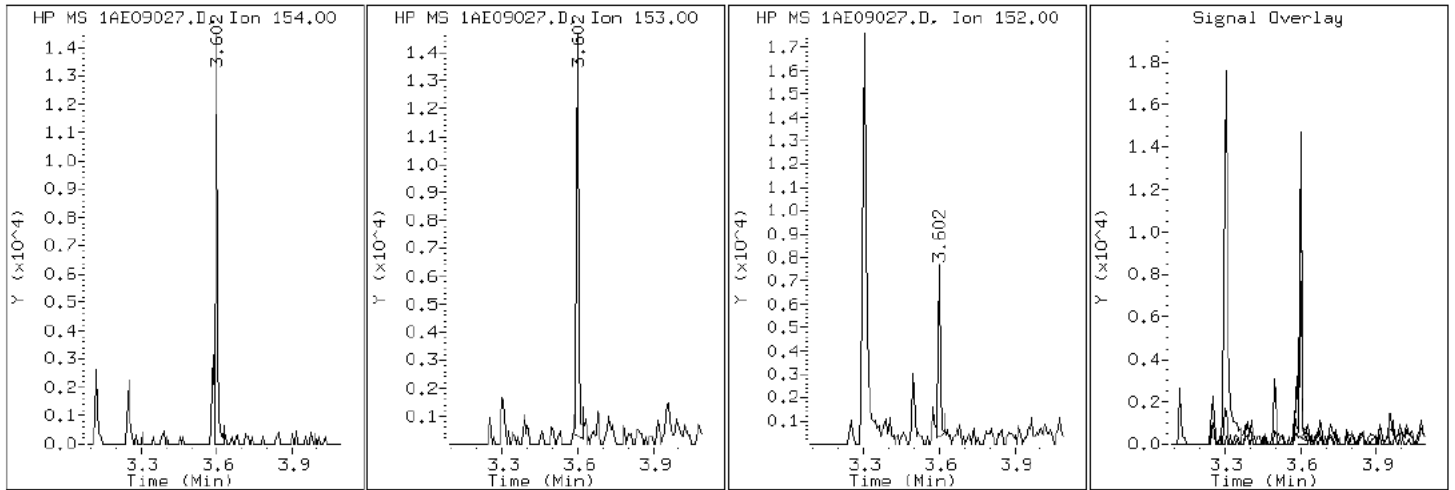
Client ID: CV1302A-CS

Instrument: BSMA5973.i

Sample Info: 680-89985-a-23-a

Operator: SCC

7 Acenaphthene



Data File: 1AE09027.D

Date: 09-MAY-2013 16:43

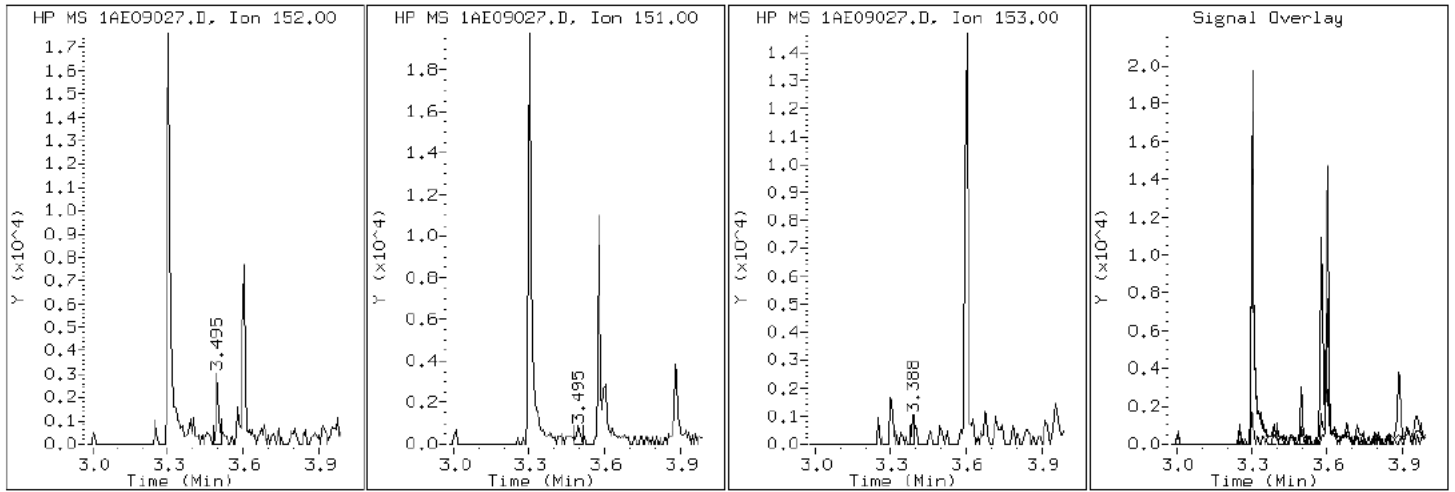
Client ID: CV1302A-CS

Instrument: BSMA5973.i

Sample Info: 680-89985-a-23-a

Operator: SCC

5 Acenaphthylene



Data File: 1AE09027.D

Date: 09-MAY-2013 16:43

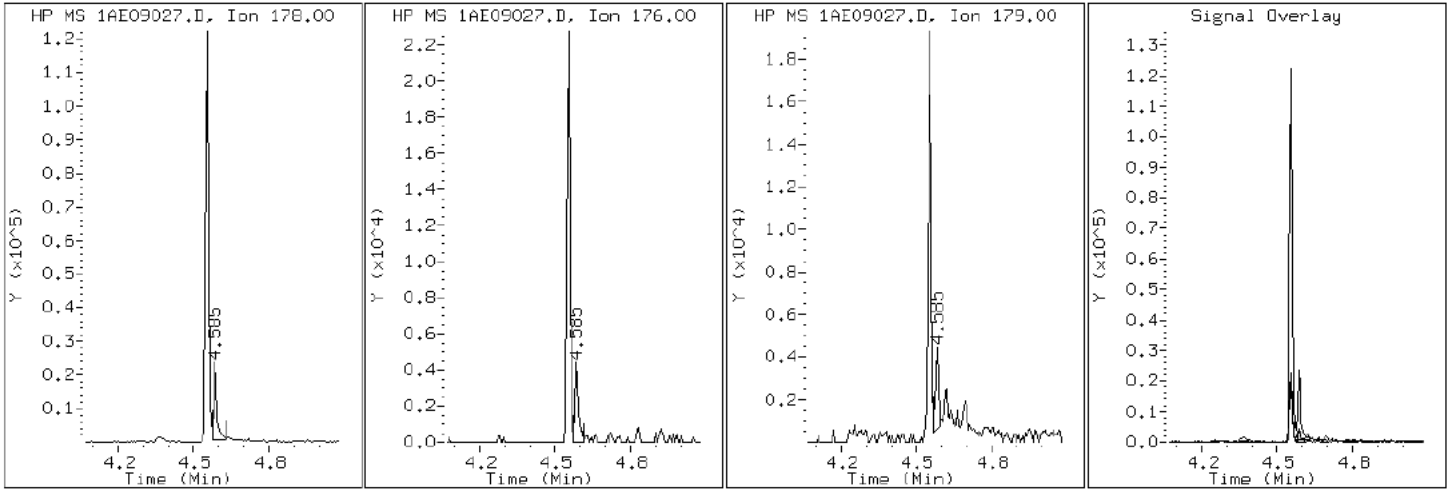
Client ID: CV1302A-CS

Instrument: BSMA5973.i

Sample Info: 680-89985-a-23-a

Operator: SCC

12 Anthracene



Data File: 1AE09027.D

Date: 09-MAY-2013 16:43

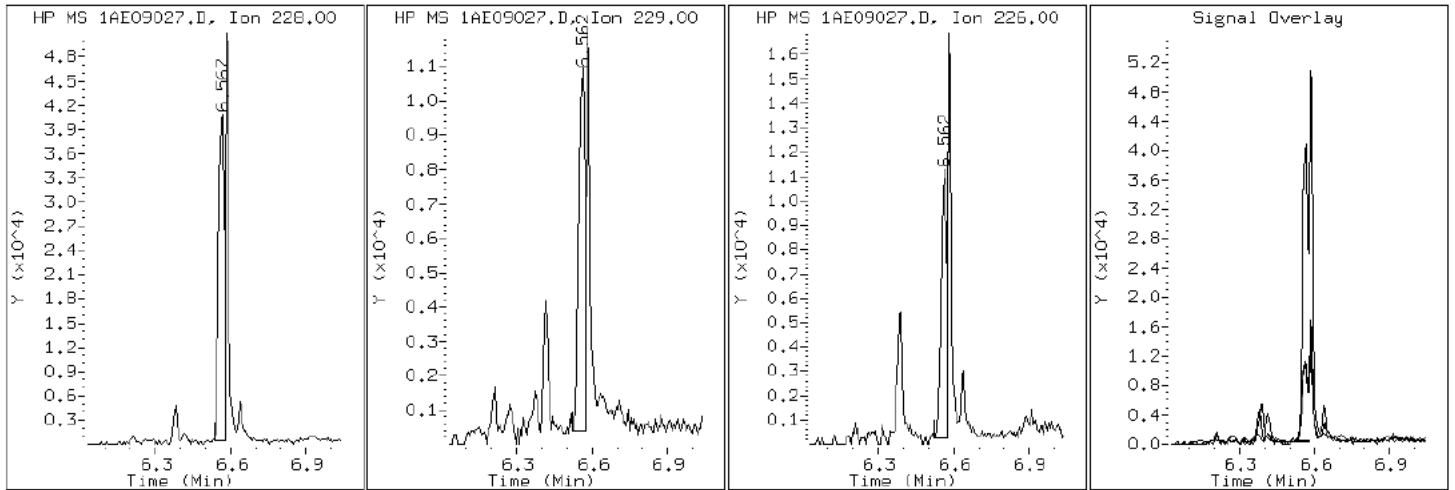
Client ID: CV1302A-CS

Instrument: BSMA5973.i

Sample Info: 680-89985-a-23-a

Operator: SCC

17 Benzo(a)anthracene



Data File: 1AE09027.D

Date: 09-MAY-2013 16:43

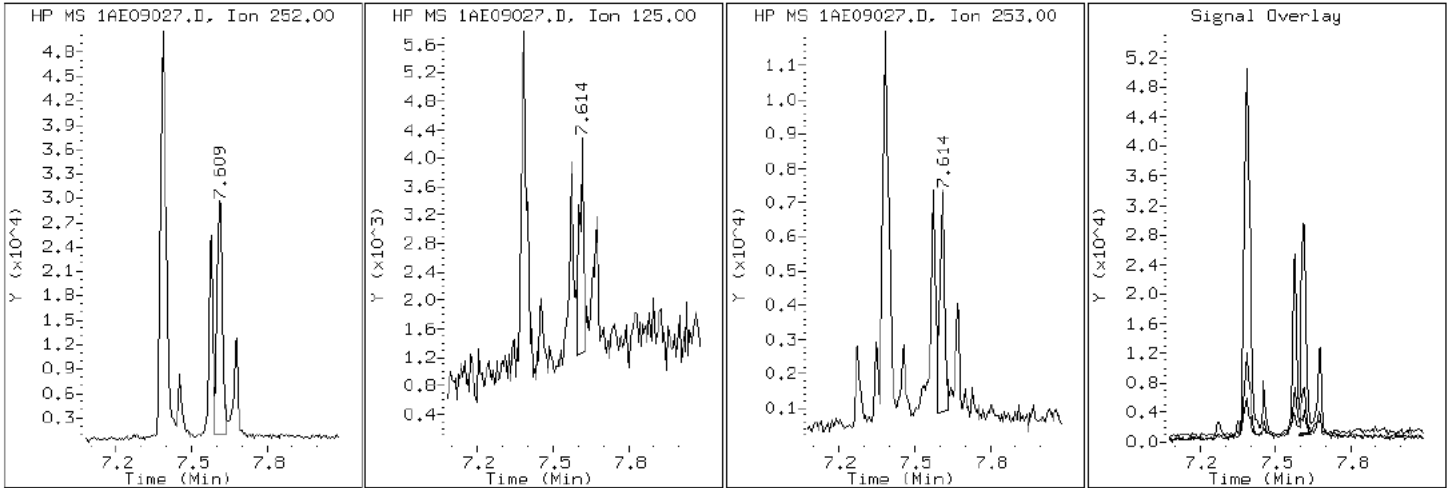
Client ID: CV1302A-CS

Instrument: BSMA5973.i

Sample Info: 680-89985-a-23-a

Operator: SCC

22 Benzo(a)pyrene



Data File: 1AE09027.D

Date: 09-MAY-2013 16:43

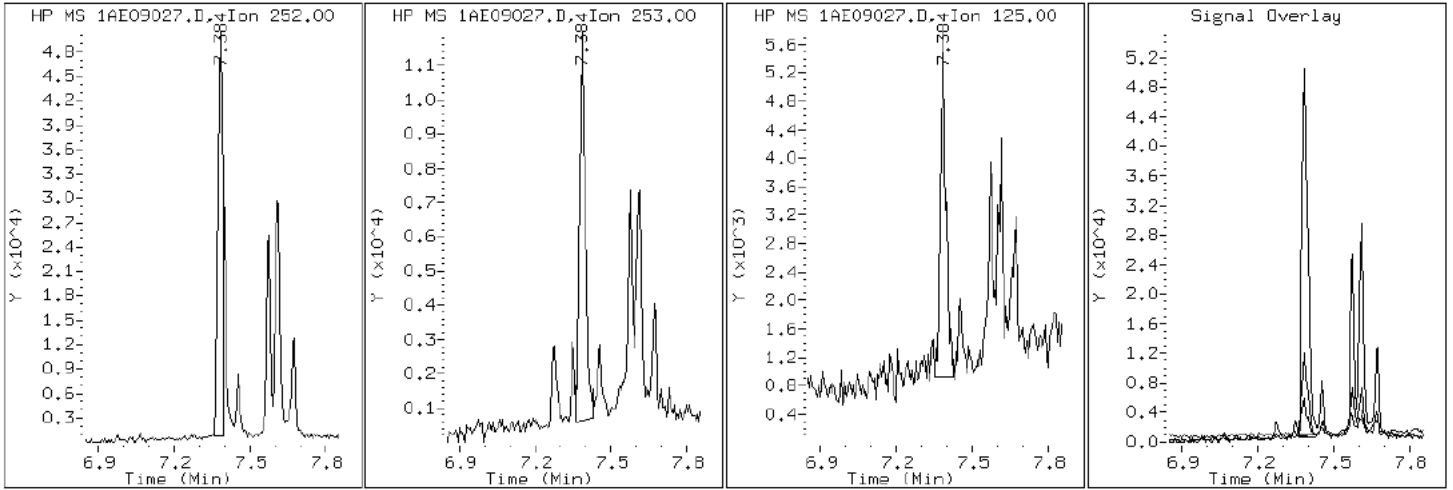
Client ID: CV1302A-CS

Instrument: BSMA5973.i

Sample Info: 680-89985-a-23-a

Operator: SCC

20 Benzo (b) fluoranthene



Data File: 1AE09027.D

Date: 09-MAY-2013 16:43

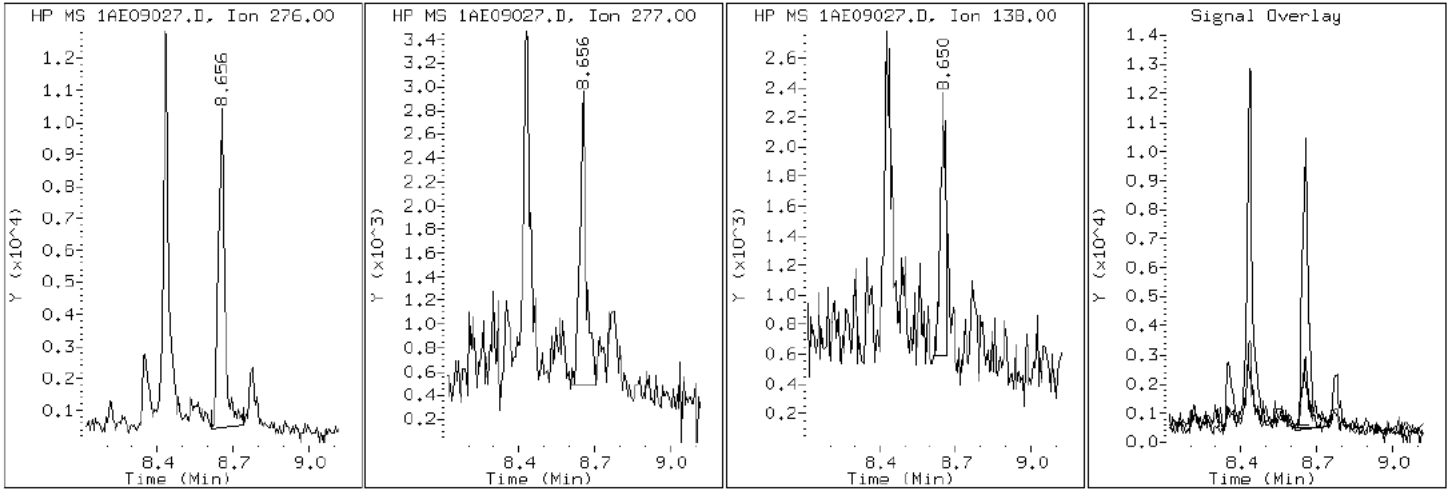
Client ID: CV1302A-CS

Instrument: BSMA5973.i

Sample Info: 680-89985-a-23-a

Operator: SCC

26 Benzo(g,h,i)perylene



Data File: 1AE09027.D

Date: 09-MAY-2013 16:43

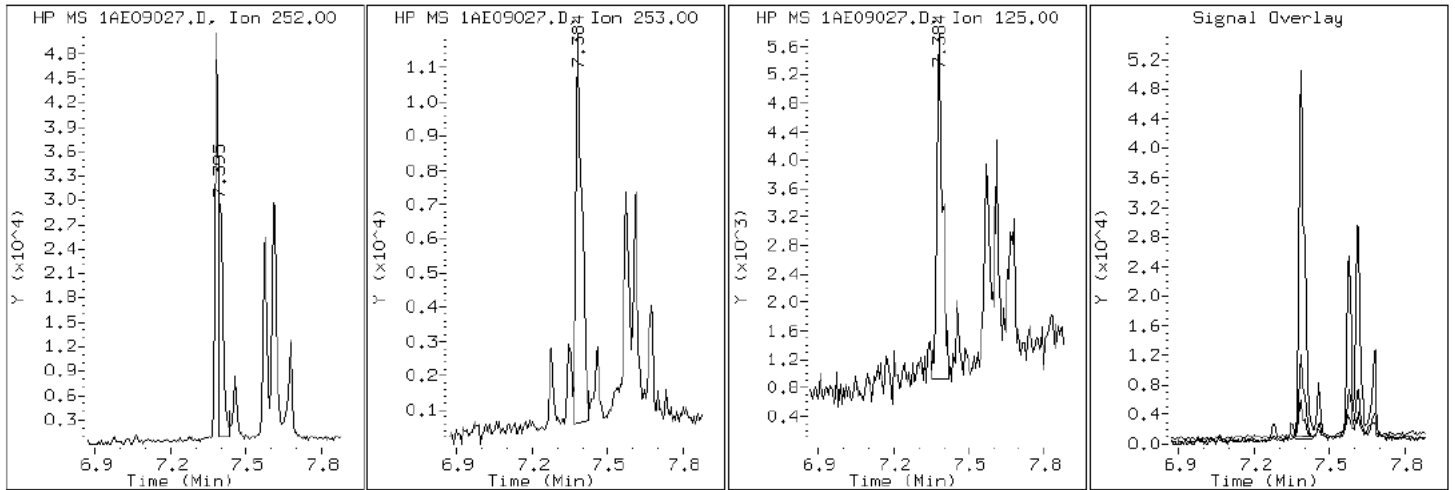
Client ID: CV1302A-CS

Instrument: BSMA5973.i

Sample Info: 680-89985-a-23-a

Operator: SCC

21 Benzo(k)fluoranthene



Data File: 1AE09027.D

Date: 09-MAY-2013 16:43

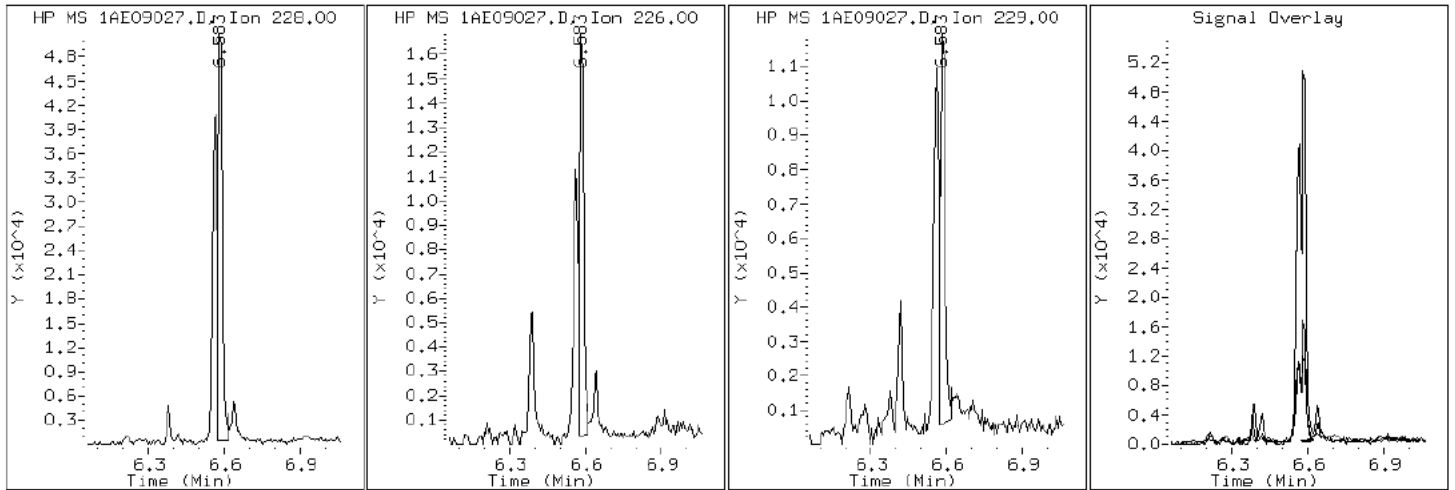
Client ID: CV1302A-CS

Instrument: BSMA5973.i

Sample Info: 680-89985-a-23-a

Operator: SCC

19 Chrysene



Data File: 1AE09027.D

Date: 09-MAY-2013 16:43

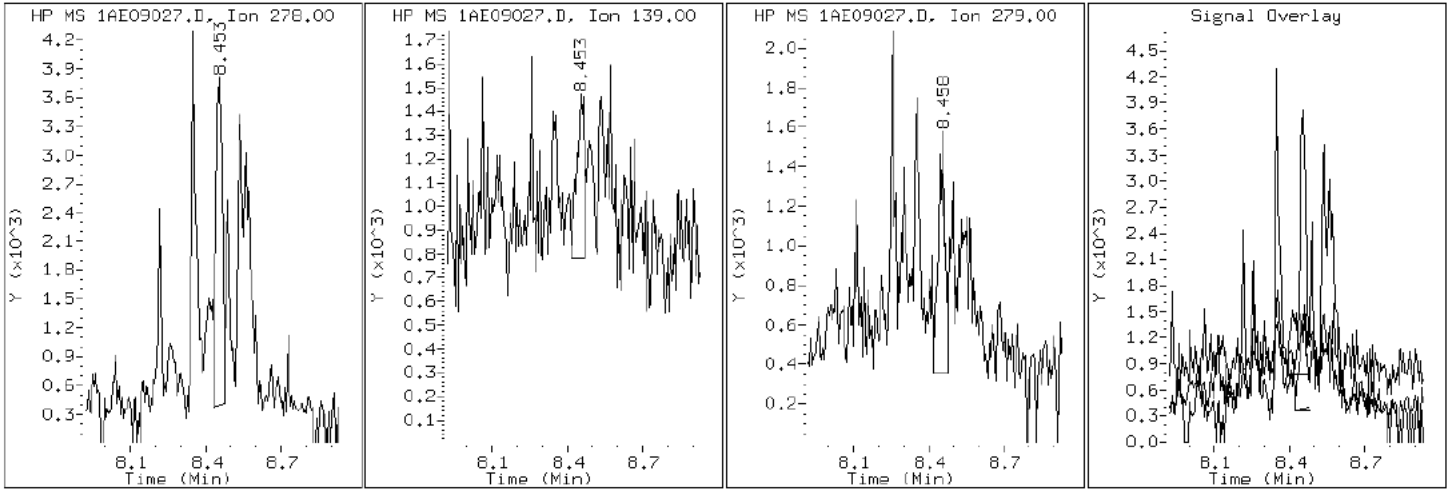
Client ID: CV1302A-CS

Instrument: BSMA5973.i

Sample Info: 680-89985-a-23-a

Operator: SCC

25 Dibenzo (a,h) anthracene



Data File: 1AE09027.D

Date: 09-MAY-2013 16:43

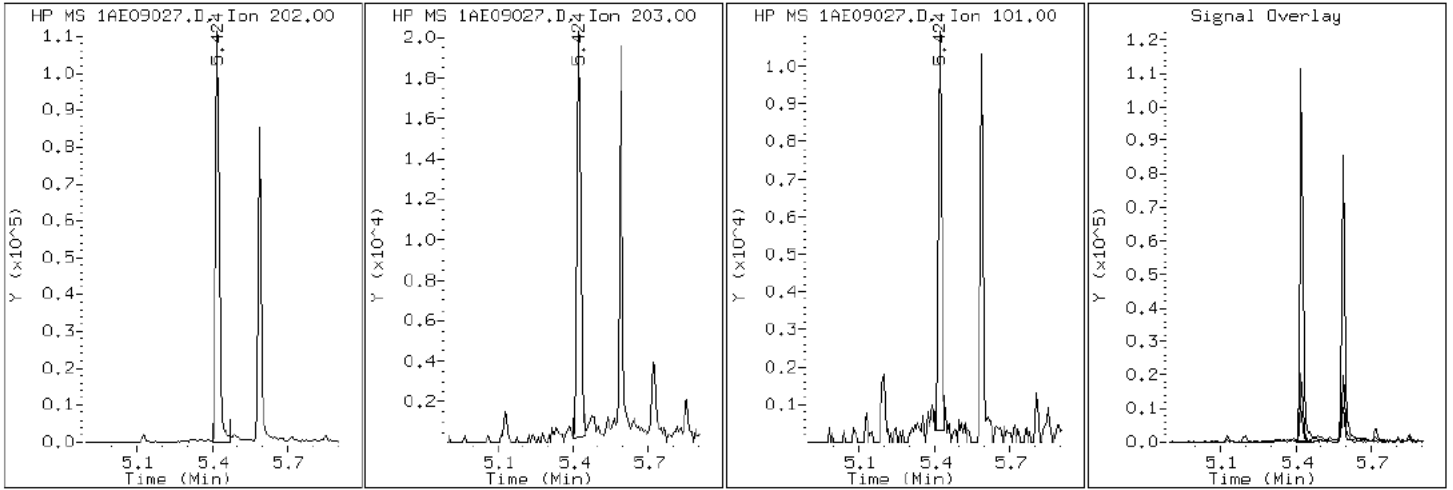
Client ID: CV1302A-CS

Instrument: BSMA5973.i

Sample Info: 680-89985-a-23-a

Operator: SCC

15 Fluoranthene



Data File: 1AE09027.D

Date: 09-MAY-2013 16:43

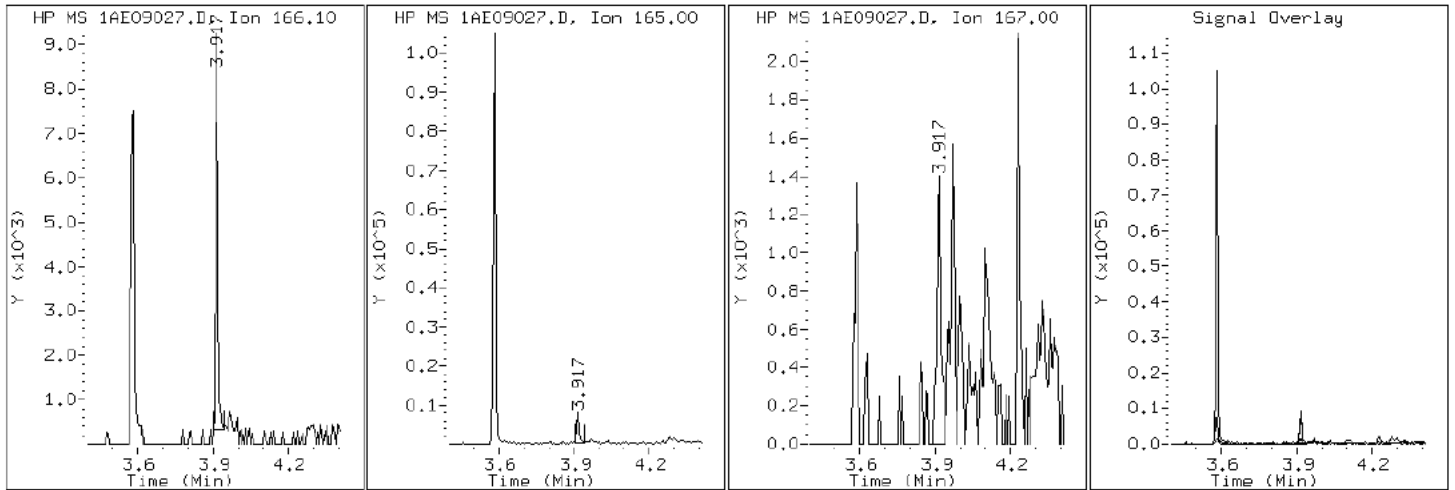
Client ID: CV1302A-CS

Instrument: BSMA5973.i

Sample Info: 680-89985-a-23-a

Operator: SCC

9 Fluorene



Data File: 1AE09027.D

Date: 09-MAY-2013 16:43

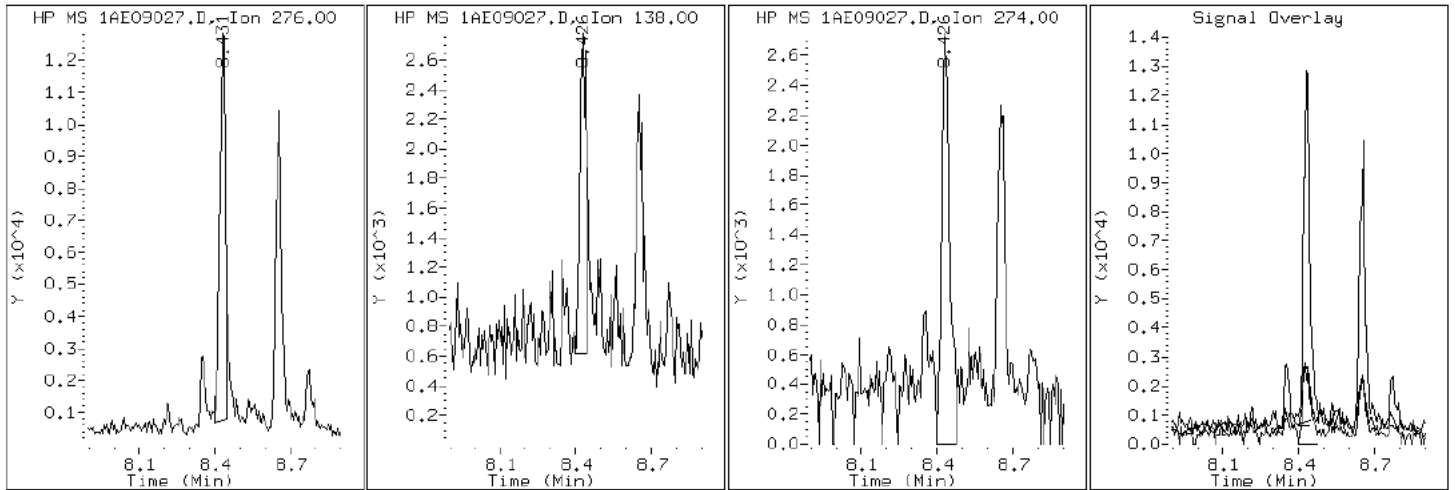
Client ID: CV1302A-CS

Instrument: BSMA5973.i

Sample Info: 680-89985-a-23-a

Operator: SCC

24 Indeno(1,2,3-cd)pyrene



Data File: 1AE09027.D

Date: 09-MAY-2013 16:43

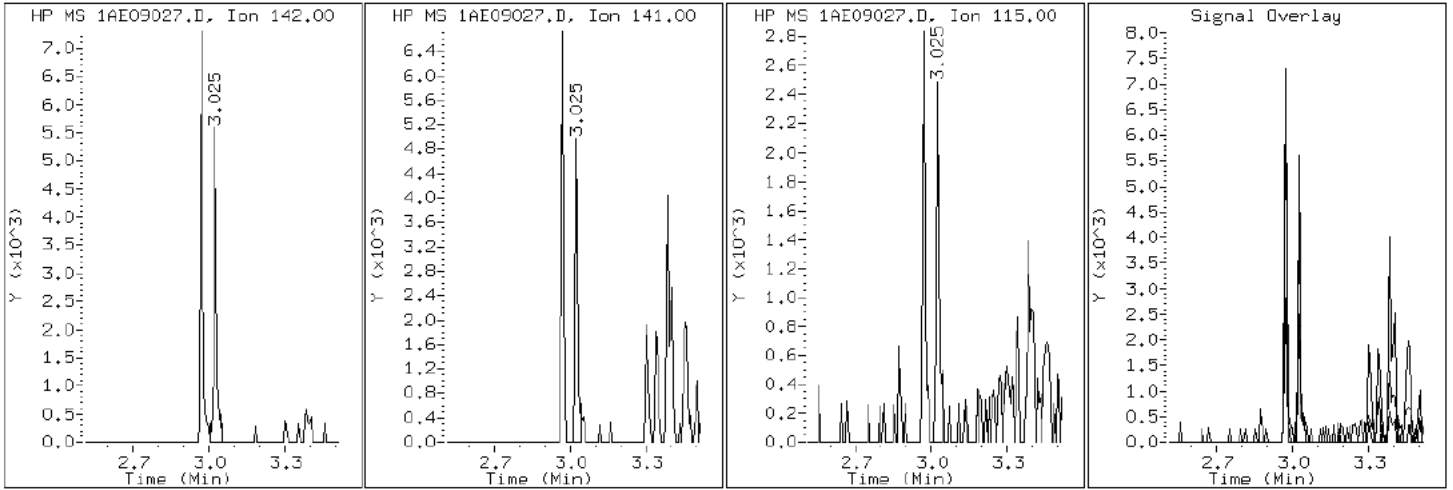
Client ID: CV1302A-CS

Instrument: BSMA5973.i

Sample Info: 680-89985-a-23-a

Operator: SCC

4 1-Methylnaphthalene



Data File: 1AE09027.D

Date: 09-MAY-2013 16:43

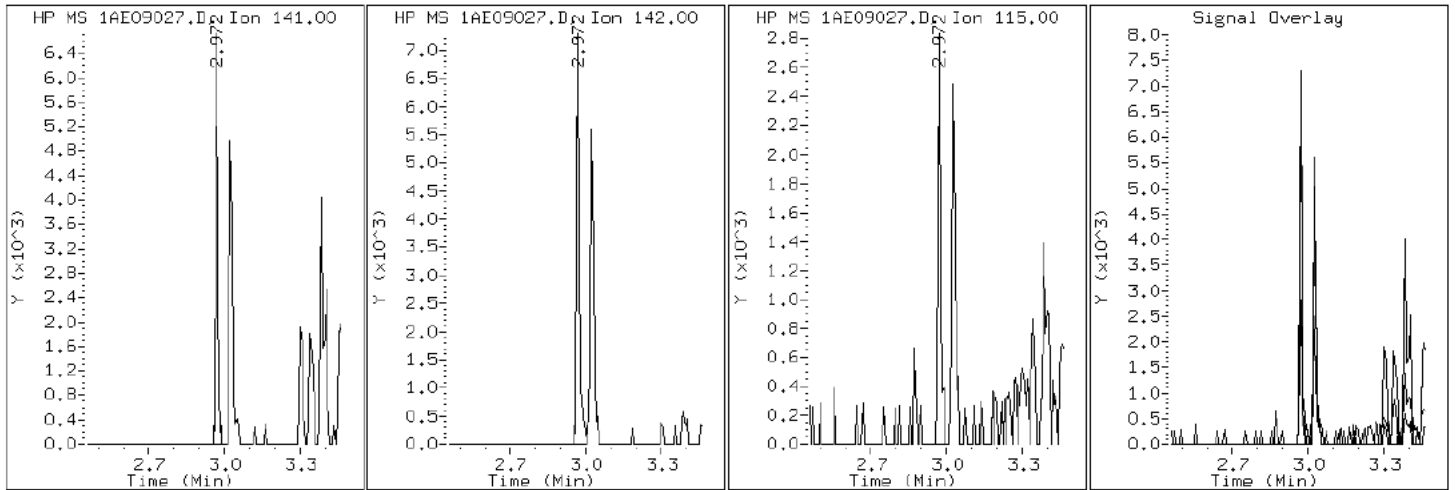
Client ID: CV1302A-CS

Instrument: BSMA5973.i

Sample Info: 680-89985-a-23-a

Operator: SCC

3 2-Methylnaphthalene



Data File: 1AE09027.D

Date: 09-MAY-2013 16:43

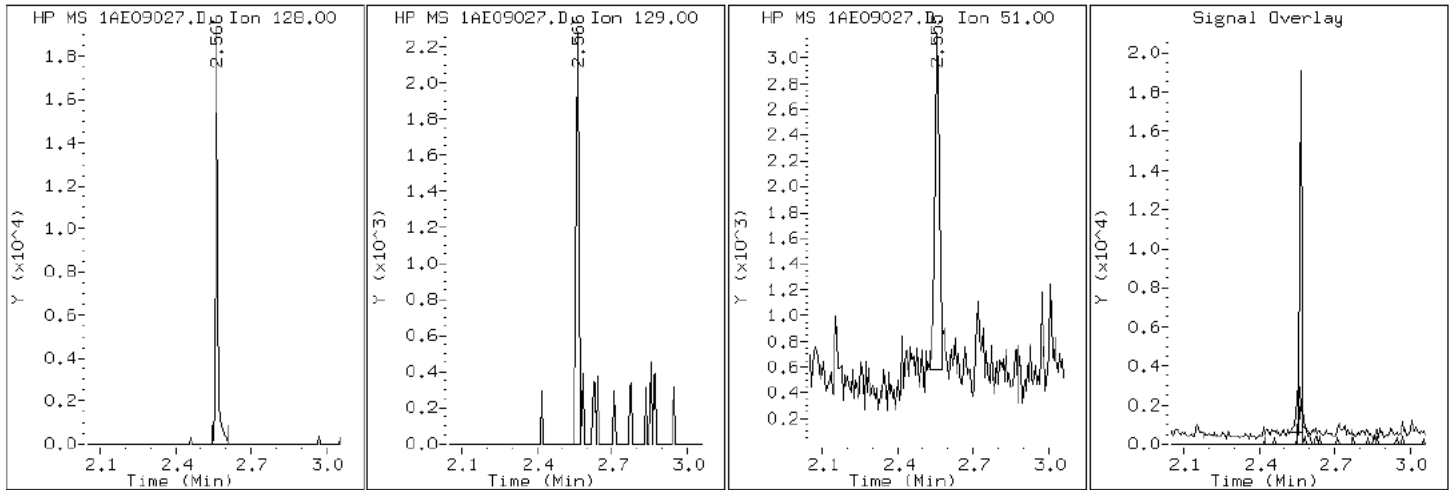
Client ID: CV1302A-CS

Instrument: BSMA5973.i

Sample Info: 680-89985-a-23-a

Operator: SCC

2 Naphthalene



Data File: 1AE09027.D

Date: 09-MAY-2013 16:43

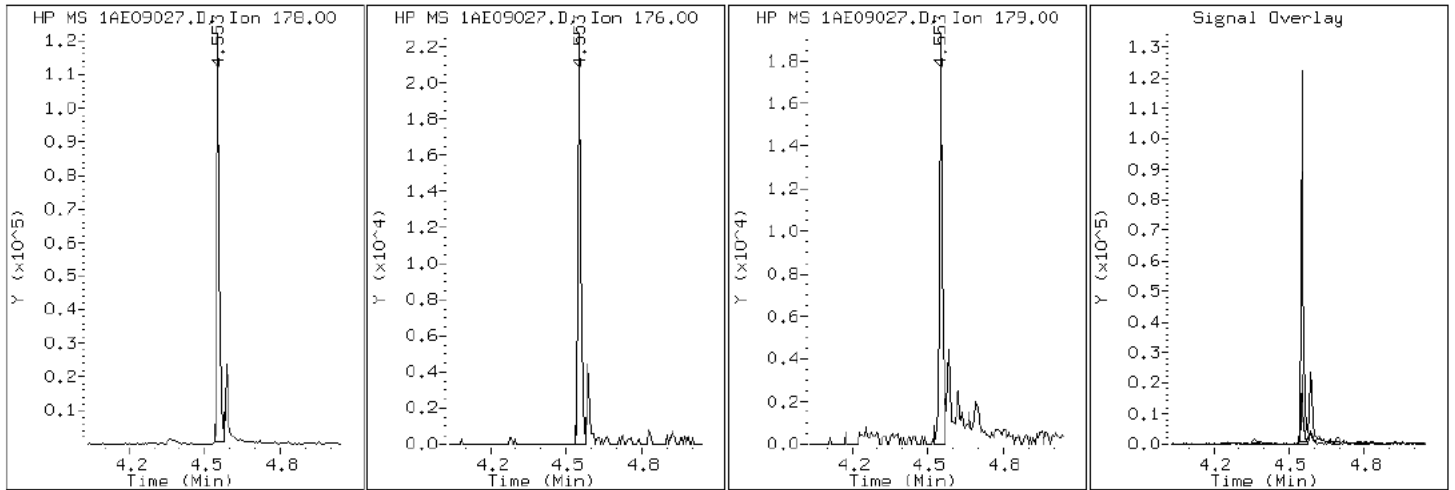
Client ID: CV1302A-CS

Instrument: BSMA5973.i

Sample Info: 680-89985-a-23-a

Operator: SCC

11 Phenanthrene



Data File: 1AE09027.D

Date: 09-MAY-2013 16:43

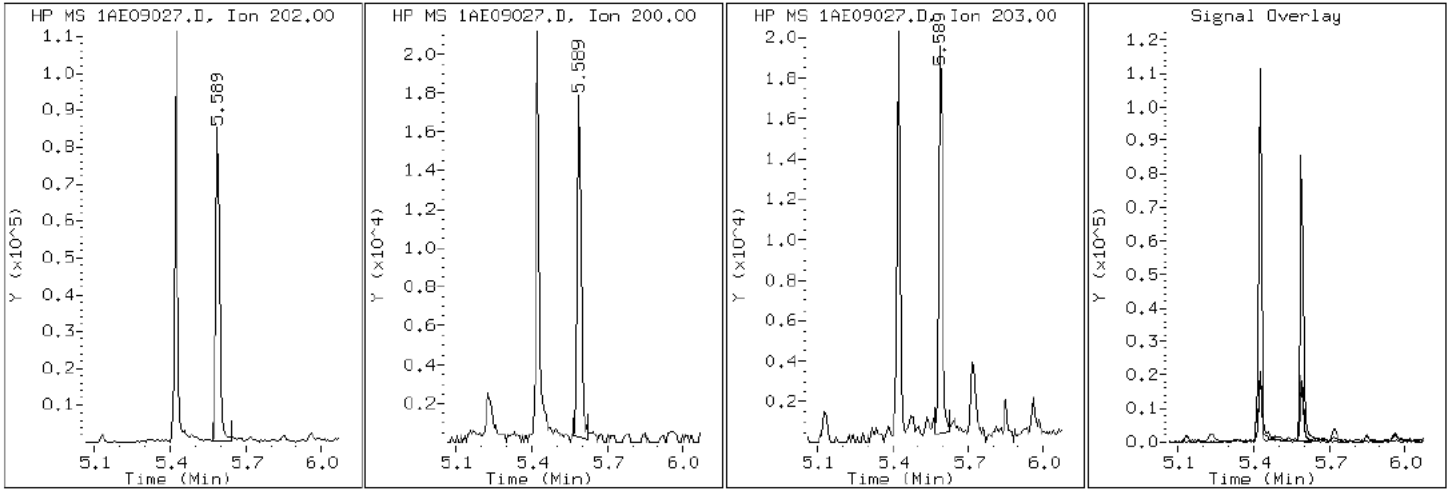
Client ID: CV1302A-CS

Instrument: BSMA5973.i

Sample Info: 680-89985-a-23-a

Operator: SCC

16 Pyrene

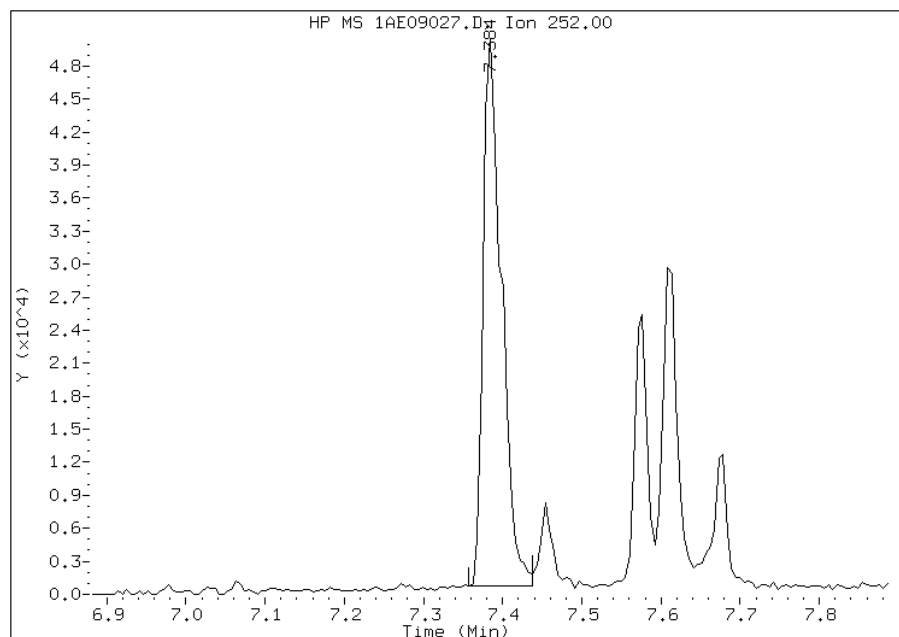


Manual Integration Report

Data File: 1AE09027.D
Inj. Date and Time: 09-MAY-2013 16:43
Instrument ID: BSMA5973.i
Client ID: CV1302A-CS
Compound: 20 Benzo(b)fluoranthene
CAS #: 205-99-2
Report Date: 05/10/2013

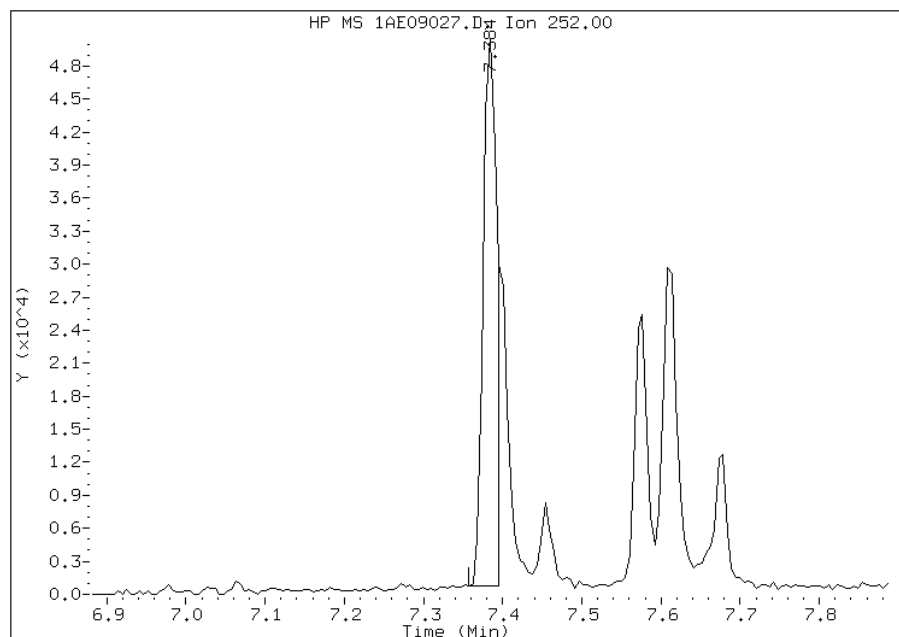
Processing Integration Results

RT: 7.38
Response: 79117
Amount: 4
Conc: 1780



Manual Integration Results

RT: 7.38
Response: 59484
Amount: 3
Conc: 1338



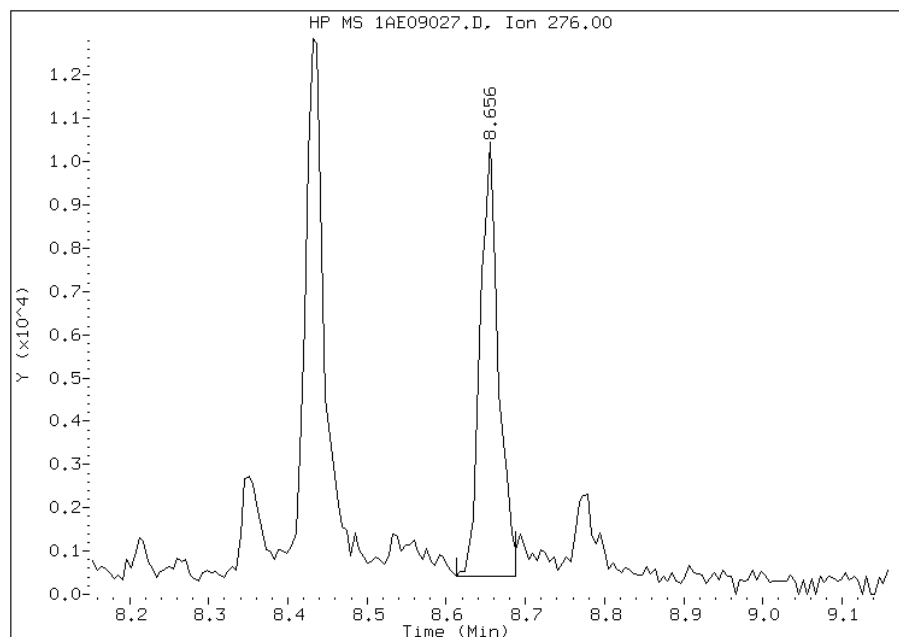
Manually Integrated By: cantins
Modification Date: 10-May-2013 11:19
Manual Integration Reason: Split Peak

Manual Integration Report

Data File: 1AE09027.D
Inj. Date and Time: 09-MAY-2013 16:43
Instrument ID: BSMA5973.i
Client ID: CV1302A-CS
Compound: 26 Benzo(g,h,i)perylene
CAS #: 191-24-2
Report Date: 05/10/2013

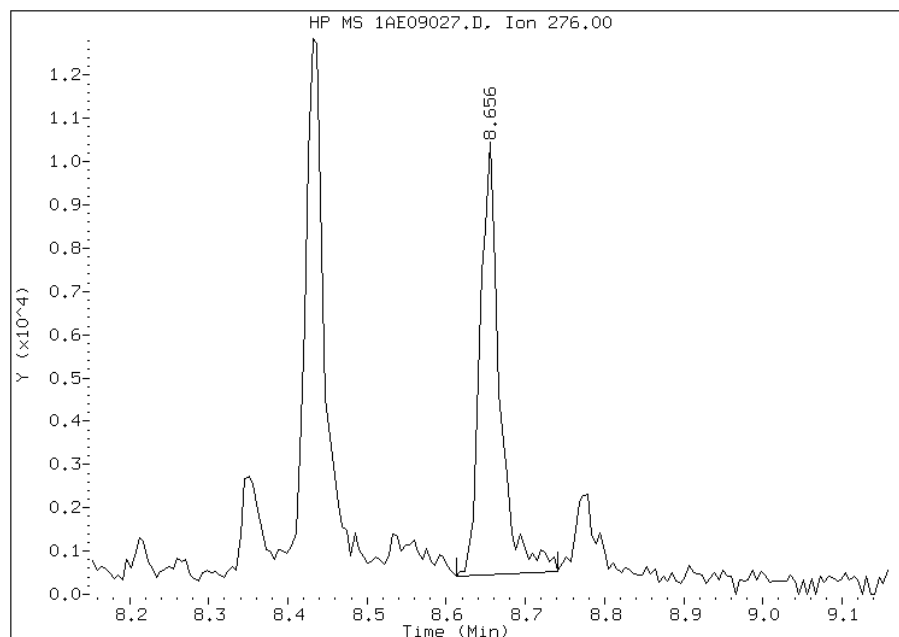
Processing Integration Results

RT: 8.66
Response: 15802
Amount: 1
Conc: 384



Manual Integration Results

RT: 8.66
Response: 17067
Amount: 1
Conc: 415



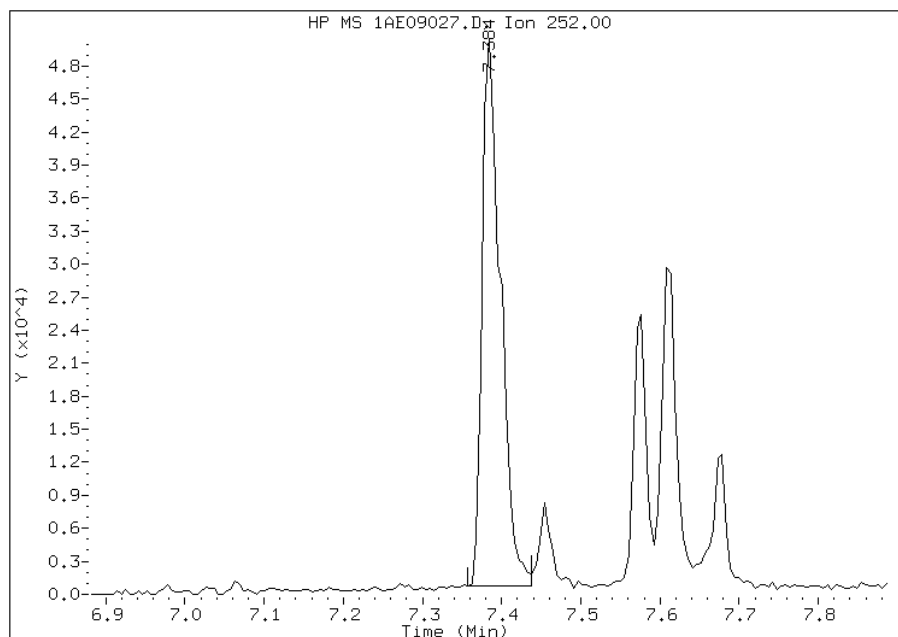
Manually Integrated By: cantins
Modification Date: 10-May-2013 11:19
Manual Integration Reason: Baseline Event

Manual Integration Report

Data File: 1AE09027.D
Inj. Date and Time: 09-MAY-2013 16:43
Instrument ID: BSMA5973.i
Client ID: CV1302A-CS
Compound: 21 Benzo(k)fluoranthene
CAS #: 207-08-9
Report Date: 05/10/2013

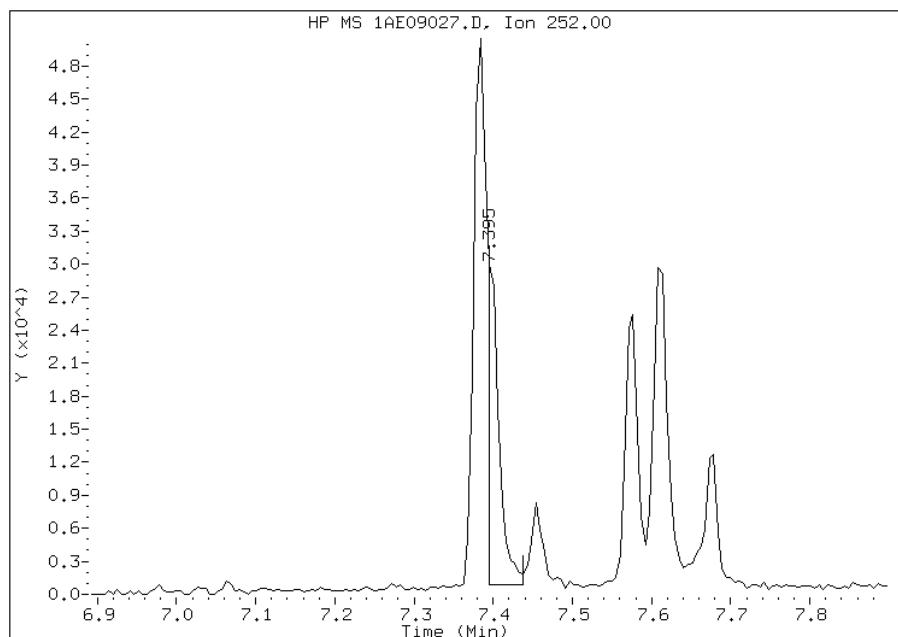
Processing Integration Results

RT: 7.38
Response: 79117
Amount: 4
Conc: 1435



Manual Integration Results

RT: 7.40
Response: 28756
Amount: 1
Conc: 521



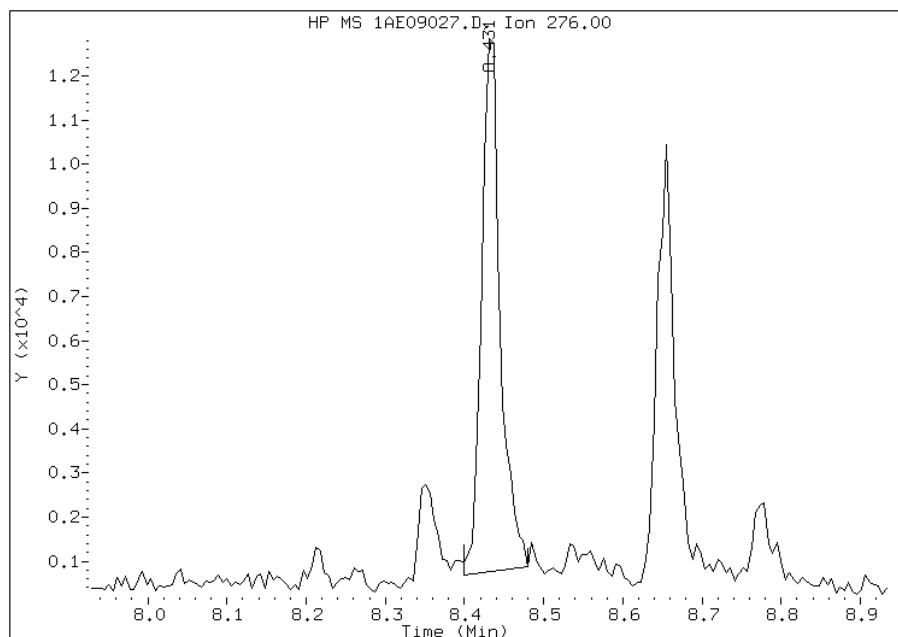
Manually Integrated By: cantins
Modification Date: 10-May-2013 11:19
Manual Integration Reason: Baseline Event

Manual Integration Report

Data File: 1AE09027.D
Inj. Date and Time: 09-MAY-2013 16:43
Instrument ID: BSMA5973.i
Client ID: CV1302A-CS
Compound: 24 Indeno(1,2,3-cd)pyrene
CAS #: 193-39-5
Report Date: 05/10/2013

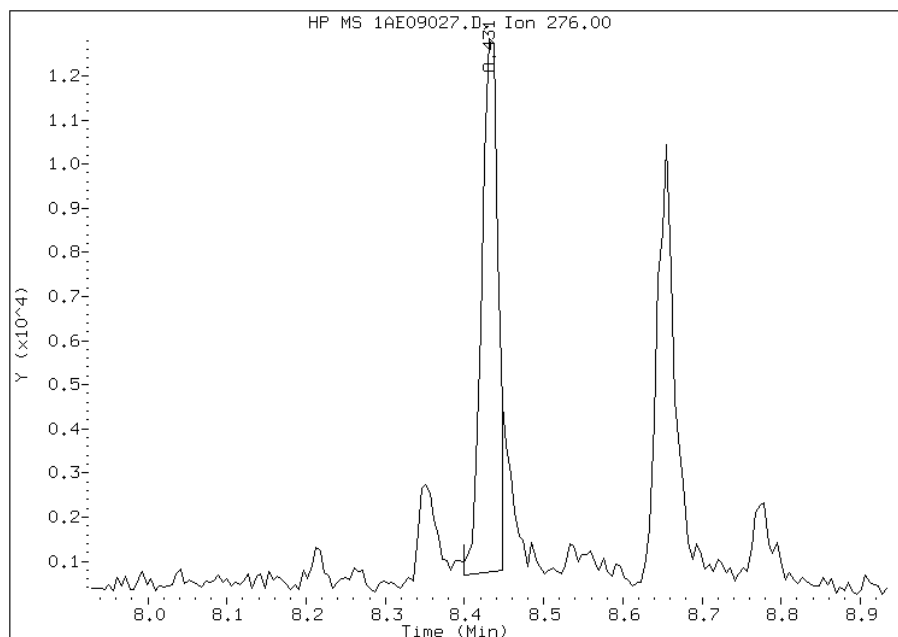
Processing Integration Results

RT: 8.43
Response: 19622
Amount: 1
Conc: 513



Manual Integration Results

RT: 8.43
Response: 17220
Amount: 1
Conc: 450



Manually Integrated By: cantins
Modification Date: 10-May-2013 11:19
Manual Integration Reason: Split Peak

FORM I
GC/MS SEMI VOA ORGANICS ANALYSIS DATA SHEET

Lab Name: TestAmerica Tampa Job No.: 680-89985-2
 SDG No.: 68089985-2
 Client Sample ID: CV1302B-CS Lab Sample ID: 680-89985-24
 Matrix: Solid Lab File ID: 1AE09041.D
 Analysis Method: 8270C LL Date Collected: 05/02/2013 12:55
 Extract. Method: 3546 Date Extracted: 05/09/2013 13:29
 Sample wt/vol: 15.44(g) Date Analyzed: 05/09/2013 20:25
 Con. Extract Vol.: 1(mL) Dilution Factor: 4
 Injection Volume: 1(uL) Level: (low/med) Low
 % Moisture: 20.5 GPC Cleanup: (Y/N) N
 Analysis Batch No.: 137283 Units: ug/Kg

CAS NO.	COMPOUND NAME	RESULT	Q	RL	MDL
83-32-9	Acenaphthene	490	U	490	98
208-96-8	Acenaphthylene	59	J	200	24
120-12-7	Anthracene	110		41	21
56-55-3	Benzo[a]anthracene	420		39	19
50-32-8	Benzo[a]pyrene	360		51	25
205-99-2	Benzo[b]fluoranthene	450		60	30
191-24-2	Benzo[g,h,i]perylene	220		98	22
207-08-9	Benzo[k]fluoranthene	210		39	18
218-01-9	Chrysene	380		44	22
53-70-3	Dibenz(a,h)anthracene	32	J	98	20
206-44-0	Fluoranthene	400		98	20
86-73-7	Fluorene	30	J	98	20
193-39-5	Indeno[1,2,3-cd]pyrene	120		98	35
90-12-0	1-Methylnaphthalene	94	J	200	22
91-57-6	2-Methylnaphthalene	110	J	200	35
91-20-3	Naphthalene	76	J	200	22
85-01-8	Phenanthrene	340		39	19
129-00-0	Pyrene	430		98	18

CAS NO.	SURROGATE	%REC	Q	LIMITS
84-15-1	o-Terphenyl	68		30-130

TestAmerica Laboratories

Semivolatile 8270C low level PAH

Data file : \\tam-chemsvr\chem\SM\BSMA5973.i\1A050913.b\1AE09041.D
 Lab Smp Id: 680-89985-A-24-A Client Smp ID: CV1302B-CS
 Inj Date : 09-MAY-2013 20:25
 Operator : SCC Inst ID: BSMA5973.i
 Smp Info : 680-89985-a-24-a
 Misc Info : 680-89985-A-24-A
 Comment :
 Method : \\tam-chemsvr\chem\SM\BSMA5973.i\1A050913.b\a-bFASTPAHi-m.m
 Meth Date : 09-May-2013 11:07 cantins Quant Type: ISTD
 Cal Date : 06-MAY-2013 11:56 Cal File: 1AE06009.D
 Als bottle: 48
 Dil Factor: 4.00000
 Integrator: HP RTE Compound Sublist: pah.sub
 Target Version: 4.14
 Processing Host: TAM1000

Concentration Formula:

$$\text{Amt} * \text{DF} * 1/\text{Vi} * \text{Vt}/\text{Ws} * 100/(100 - \text{M}) * \text{A} * \text{B} * \text{C} * \text{D} * \text{GPC} * \text{CpndVariable}$$

Name	Value	Description
DF	4.000	Dilution Factor
Vi	1.000	Injection Volume
Vt	1.000	Final Volume
Ws	15.440	Weight Extracted
M	20.482	% Moisture
A	1000.000	uL to mL conversion
B	1000.000	g to kg conversion
C	0.00100	ng to ug conversion
D	1.000	ug to mg conversion(value = 1 if no conv
GPC	1.000	GPC FACTOR
Cpnd Variable		Local Compound Variable

Compounds	QUANT	SIG	MASS	RT	EXP RT	REL RT	RESPONSE	CONCENTRATIONS	
								ON-COLUMN (ug/ml)	FINAL (ug/Kg)
* 1 Naphthalene-d8	136		2.554	2.543	(1.000)	909261	40.0000		
* 6 Acenaphthene-d10	164		3.585	3.574	(1.000)	485213	40.0000		
* 10 Phenanthrene-d10	188		4.547	4.520	(1.000)	844840	40.0000		
\$ 14 o-Terphenyl	230		4.835	4.819	(1.063)	20520	1.69706	552.8966	
* 18 Chrysene-d12	240		6.577	6.539	(1.000)	698290	40.0000		
* 23 Perylene-d12	264		7.672	7.634	(1.000)	529700	40.0000		
2 Naphthalene	128		2.565	2.554	(1.004)	4996	0.23332	76.0160(Q)	
3 2-Methylnaphthalene	141		2.976	2.960	(1.165)	3614	0.33211	108.1991	
4 1-Methylnaphthalene	142		3.029	3.013	(1.186)	3771	0.28911	94.1920	
5 Acenaphthylene	152		3.500	3.484	(0.976)	4116	0.18053	58.8157	
9 Fluorene	166		3.922	3.906	(1.094)	1384	0.09275	30.2185(Q)	
11 Phenanthrene	178		4.557	4.536	(1.002)	22116	1.05665	344.2543	
12 Anthracene	178		4.595	4.573	(1.011)	7588	0.34034	110.8808	
13 Carbazole	167		4.744	4.707	(1.043)	3993	0.19919	64.8952	

Compounds	QUANT SIG	RT	EXP RT	REL RT	RESPONSE	CONCENTRATIONS	
						ON-COLUMN (ug/ml)	FINAL (ug/Kg)
15 Fluoranthene	202	5.428	5.401 (1.194)		29835	1.23908	403.6876
16 Pyrene	202	5.599	5.567 (0.851)		29600	1.31874	429.6406
17 Benzo(a)anthracene	228	6.571	6.534 (0.999)		25547	1.30176	424.1096
19 Chrysene	228	6.593	6.561 (1.002)		25746	1.16598	379.8736
20 Benzo(b)fluoranthene	252	7.394	7.351 (0.964)		19448	1.38906	452.5505(M)
21 Benzo(k)fluoranthene	252	7.405	7.373 (0.965)		10962	0.63111	205.6151(M)
22 Benzo(a)pyrene	252	7.624	7.581 (0.994)		15812	1.09967	358.2701(H)
24 Indeno(1,2,3-cd)pyrene	276	8.446	8.398 (1.101)		4333	0.35971	117.1926(M)
25 Dibenzo(a,h)anthracene	278	8.462	8.425 (1.103)		1207	0.09775	31.8470
26 Benzo(g,h,i)perylene	276	8.681	8.617 (1.132)		8901	0.68716	223.8734

QC Flag Legend

- Q - Qualifier signal failed the ratio test.
- M - Compound response manually integrated.
- H - Operator selected an alternate compound hit.

Data File: 1AE09041.D

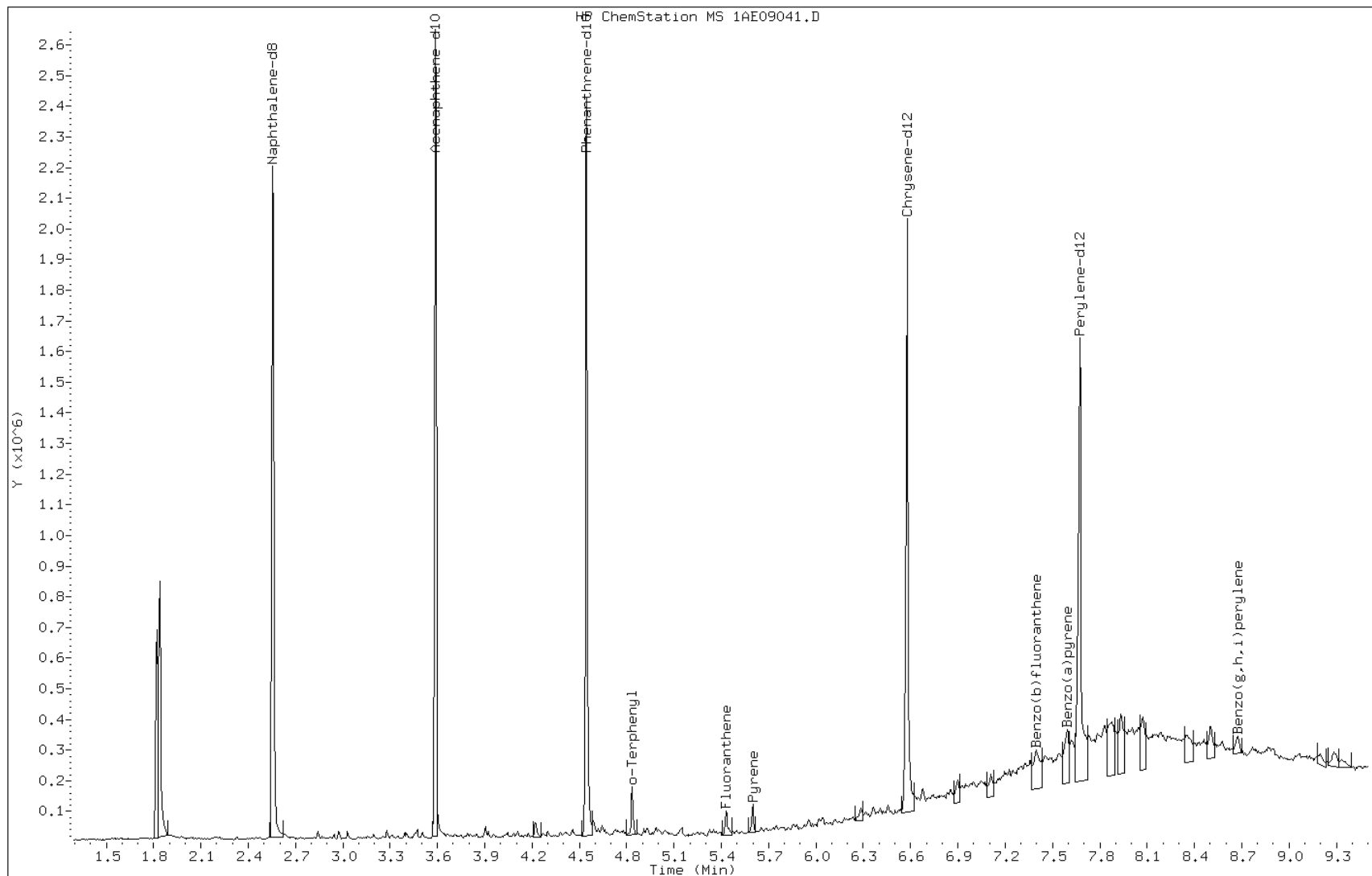
Date: 09-MAY-2013 20:25

Client ID: CV1302B-CS

Instrument: BSMA5973.i

Sample Info: 680-89985-a-24-a

Operator: SCC



Data File: 1AE09041.D

Date: 09-MAY-2013 20:25

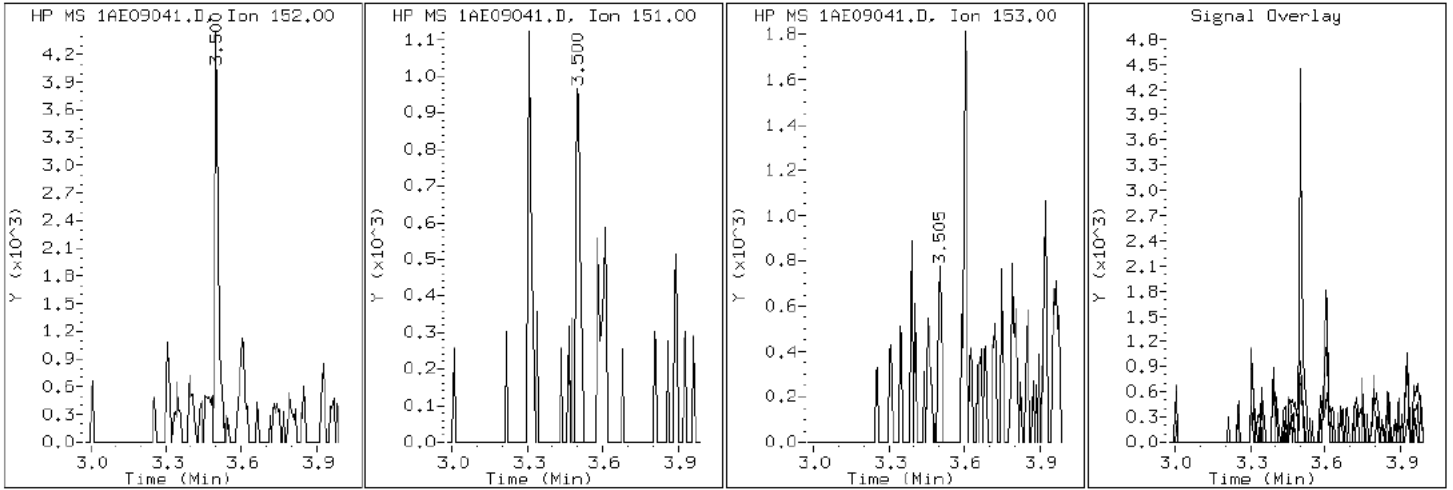
Client ID: CV1302B-CS

Instrument: BSMA5973.i

Sample Info: 680-89985-a-24-a

Operator: SCC

5 Acenaphthylene



Data File: 1AE09041.D

Date: 09-MAY-2013 20:25

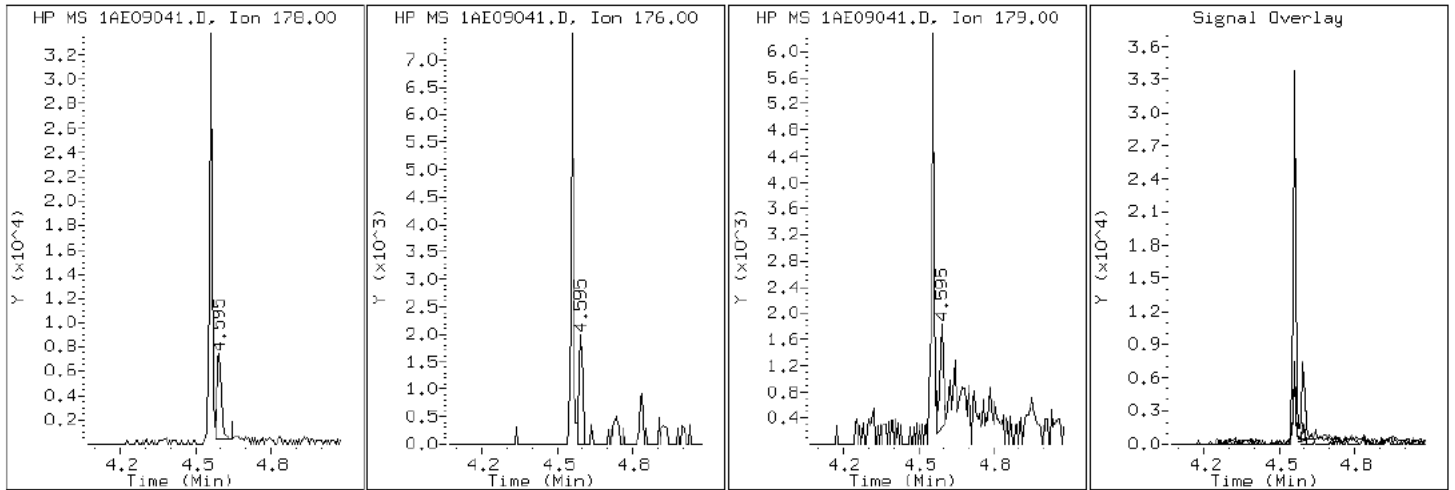
Client ID: CV1302B-CS

Instrument: BSMA5973.i

Sample Info: 680-89985-a-24-a

Operator: SCC

12 Anthracene



Data File: 1AE09041.D

Date: 09-MAY-2013 20:25

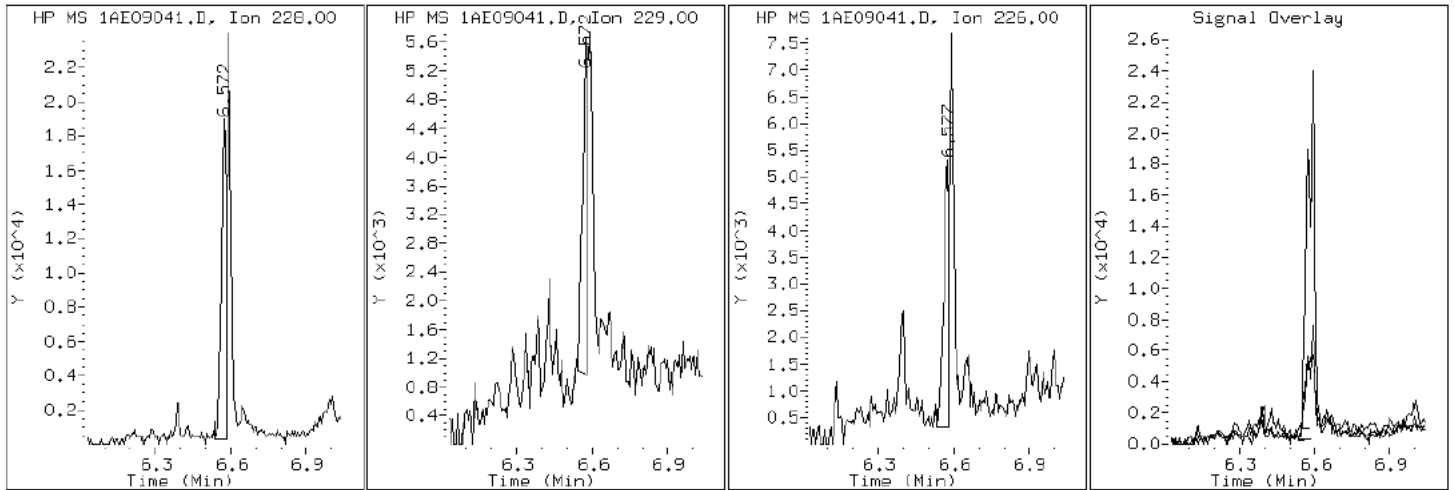
Client ID: CV1302B-CS

Instrument: BSMA5973.i

Sample Info: 680-89985-a-24-a

Operator: SCC

17 Benzo(a)anthracene



Data File: 1AE09041.D

Date: 09-MAY-2013 20:25

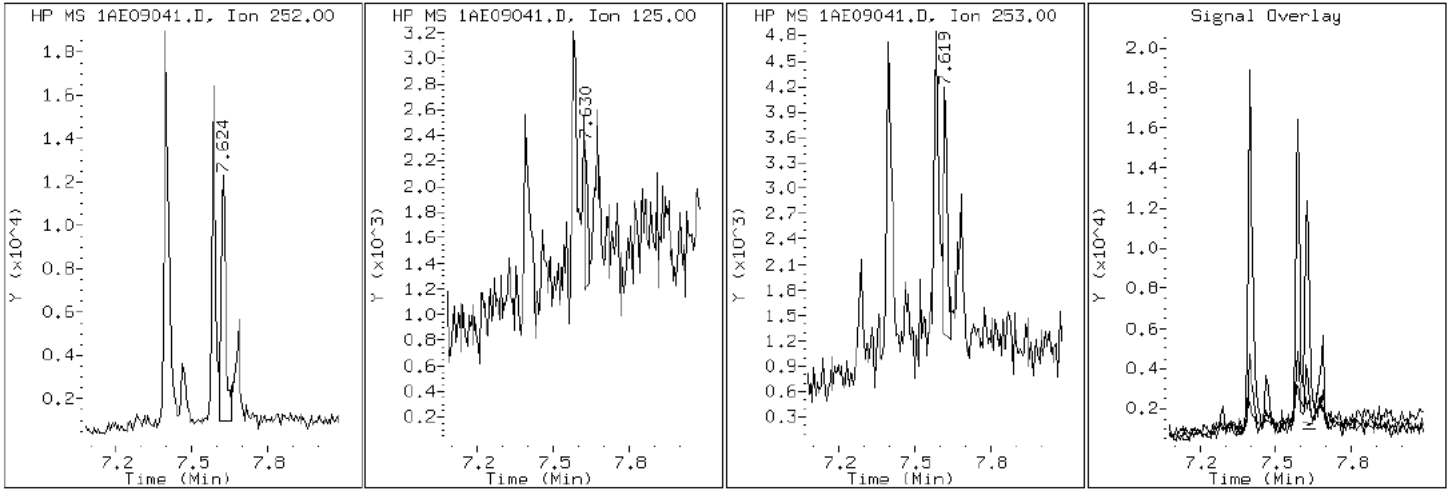
Client ID: CV1302B-CS

Instrument: BSMA5973.i

Sample Info: 680-89985-a-24-a

Operator: SCC

22 Benzo(a)pyrene



Data File: 1AE09041.D

Date: 09-MAY-2013 20:25

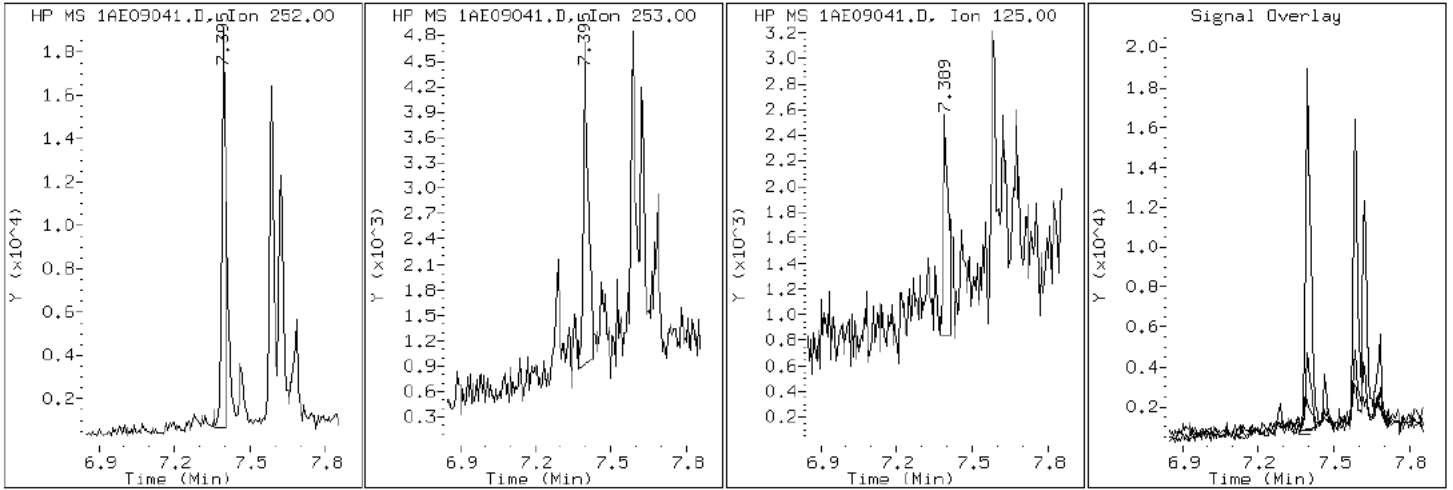
Client ID: CV1302B-CS

Instrument: BSMA5973.i

Sample Info: 680-89985-a-24-a

Operator: SCC

20 Benzo (b) fluoranthene



Data File: 1AE09041.D

Date: 09-MAY-2013 20:25

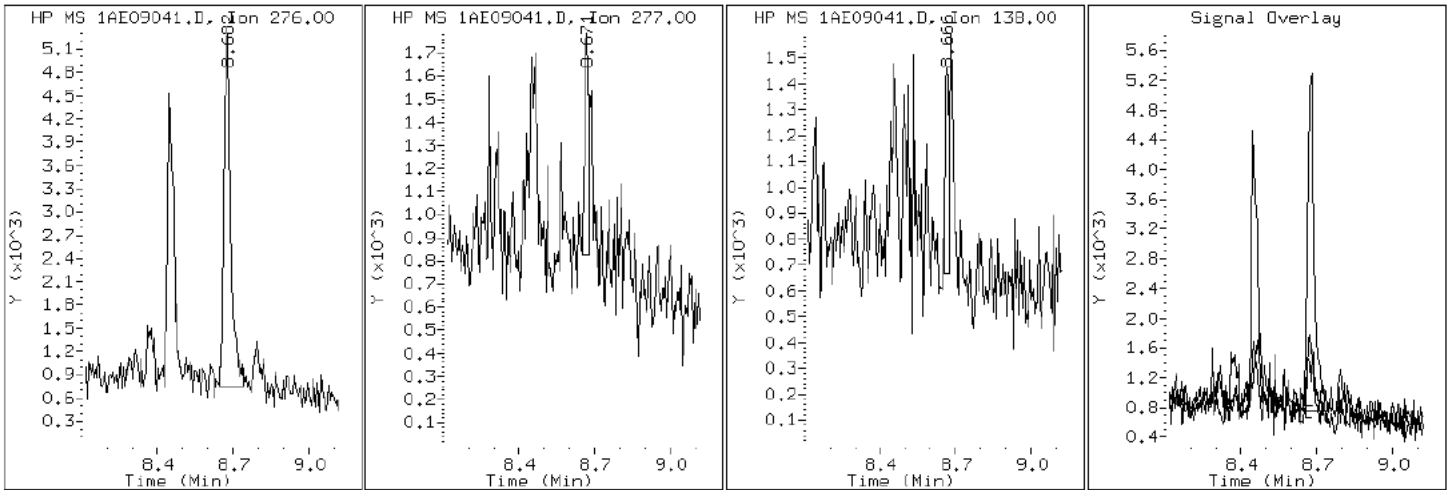
Client ID: CV1302B-CS

Instrument: BSMA5973.i

Sample Info: 680-89985-a-24-a

Operator: SCC

26 Benzo(g,h,i)perylene



Data File: 1AE09041.D

Date: 09-MAY-2013 20:25

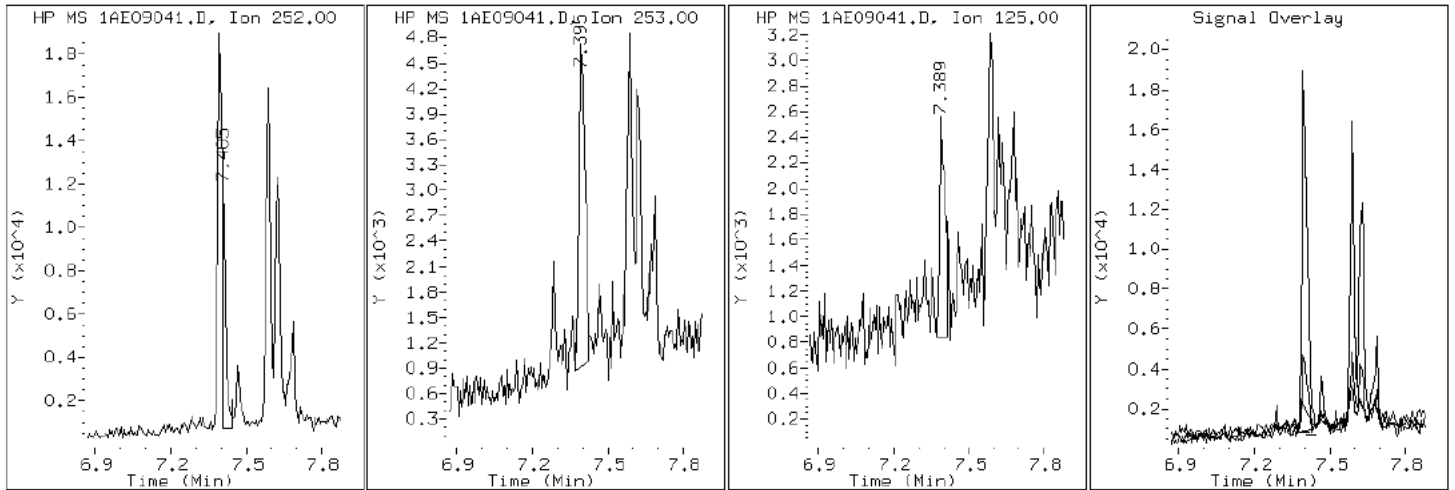
Client ID: CV1302B-CS

Instrument: BSMA5973.i

Sample Info: 680-89985-a-24-a

Operator: SCC

21 Benzo(k)fluoranthene



Data File: 1AE09041.D

Date: 09-MAY-2013 20:25

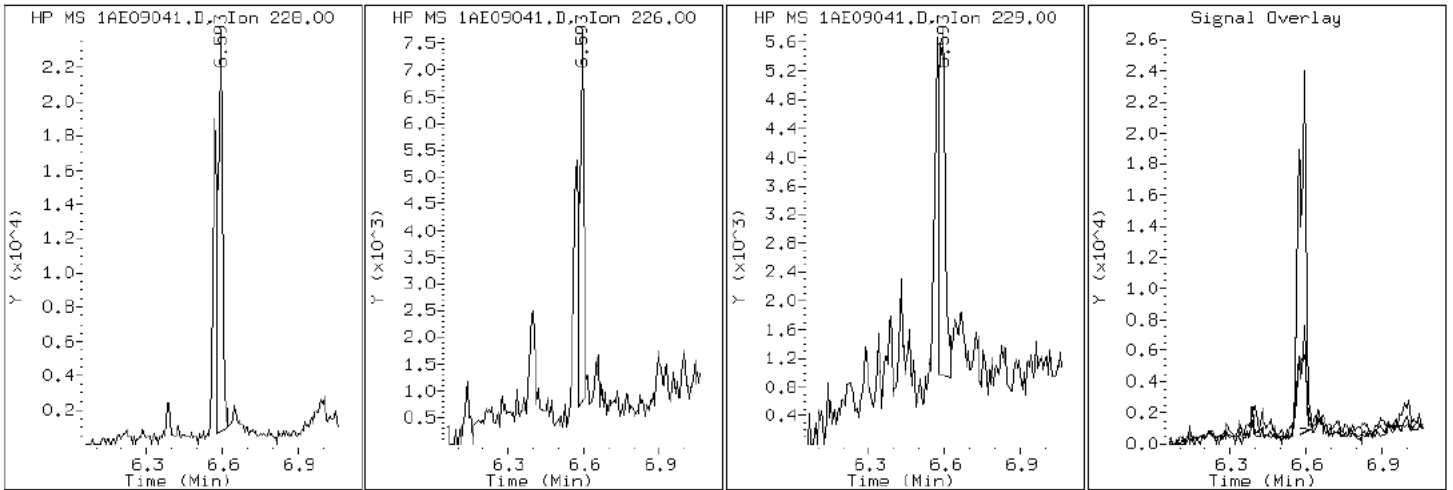
Client ID: CV1302B-CS

Instrument: BSMA5973.i

Sample Info: 680-89985-a-24-a

Operator: SCC

19 Chrysene



Data File: 1AE09041.D

Date: 09-MAY-2013 20:25

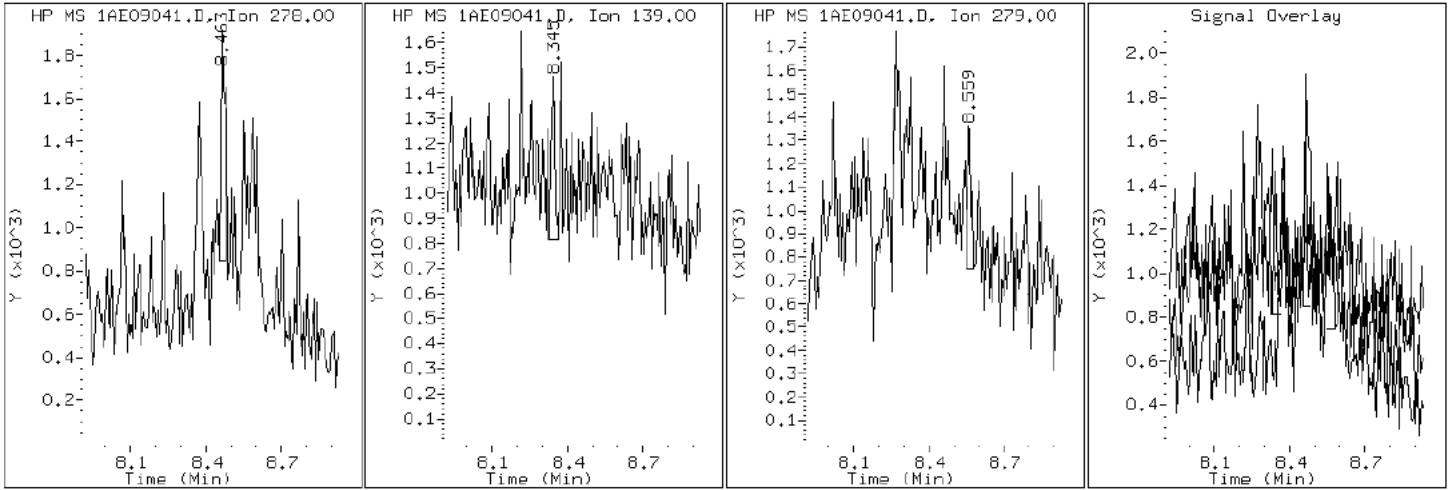
Client ID: CV1302B-CS

Instrument: BSMA5973.i

Sample Info: 680-89985-a-24-a

Operator: SCC

25 Dibenzo (a,h)anthracene



Data File: 1AE09041.D

Date: 09-MAY-2013 20:25

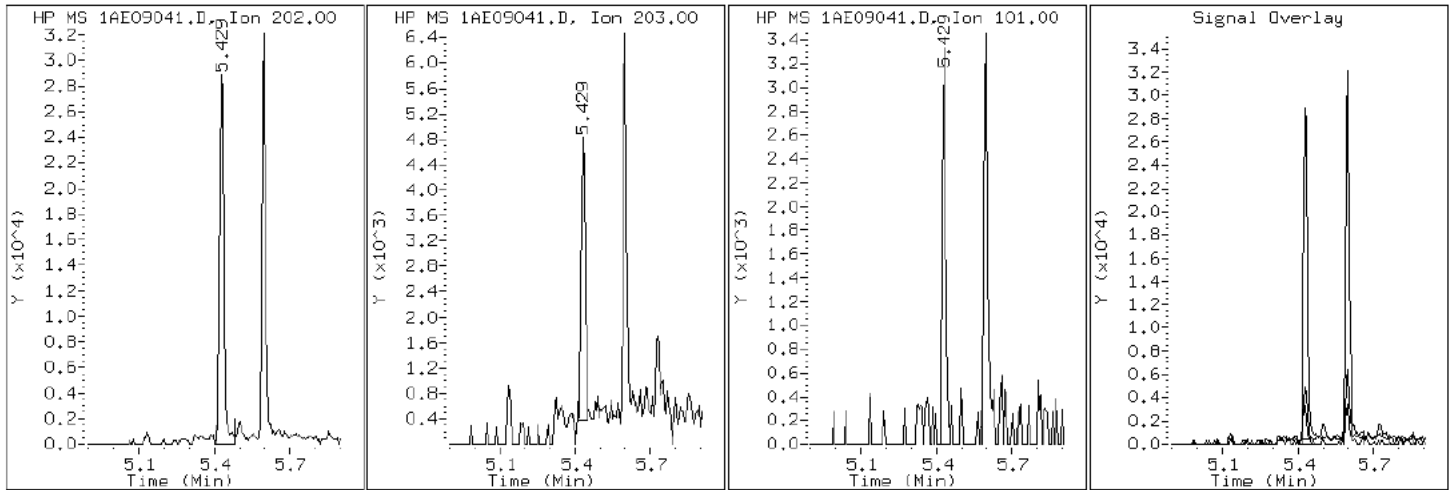
Client ID: CV1302B-CS

Instrument: BSMA5973.i

Sample Info: 680-89985-a-24-a

Operator: SCC

15 Fluoranthene



Data File: 1AE09041.D

Date: 09-MAY-2013 20:25

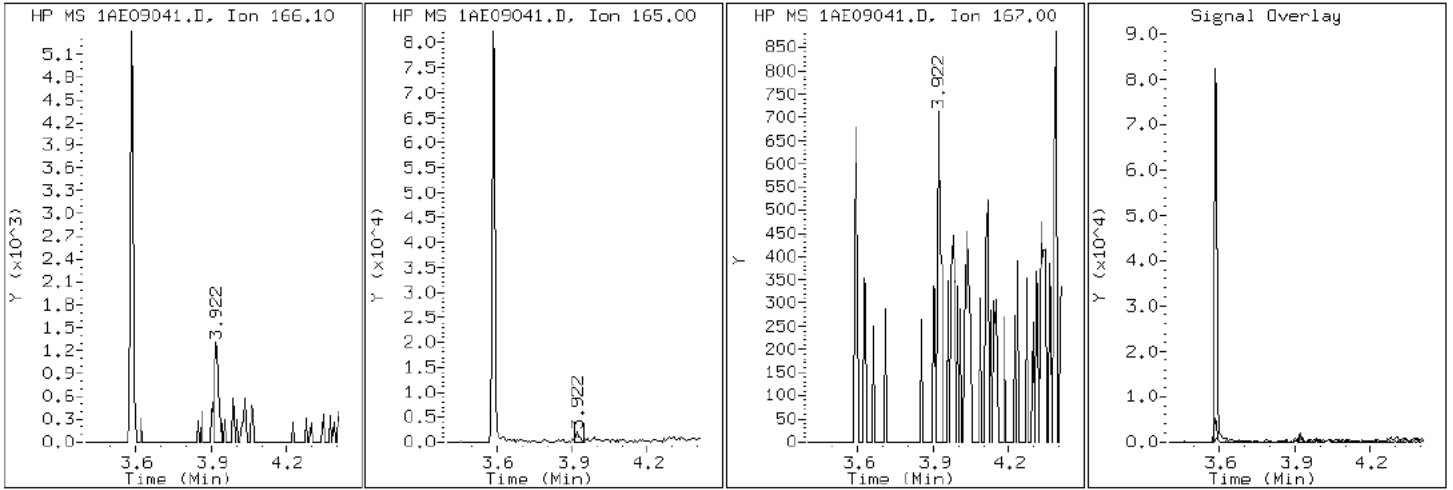
Client ID: CV1302B-CS

Instrument: BSMA5973.i

Sample Info: 680-89985-a-24-a

Operator: SCC

9 Fluorene



Data File: 1AE09041.D

Date: 09-MAY-2013 20:25

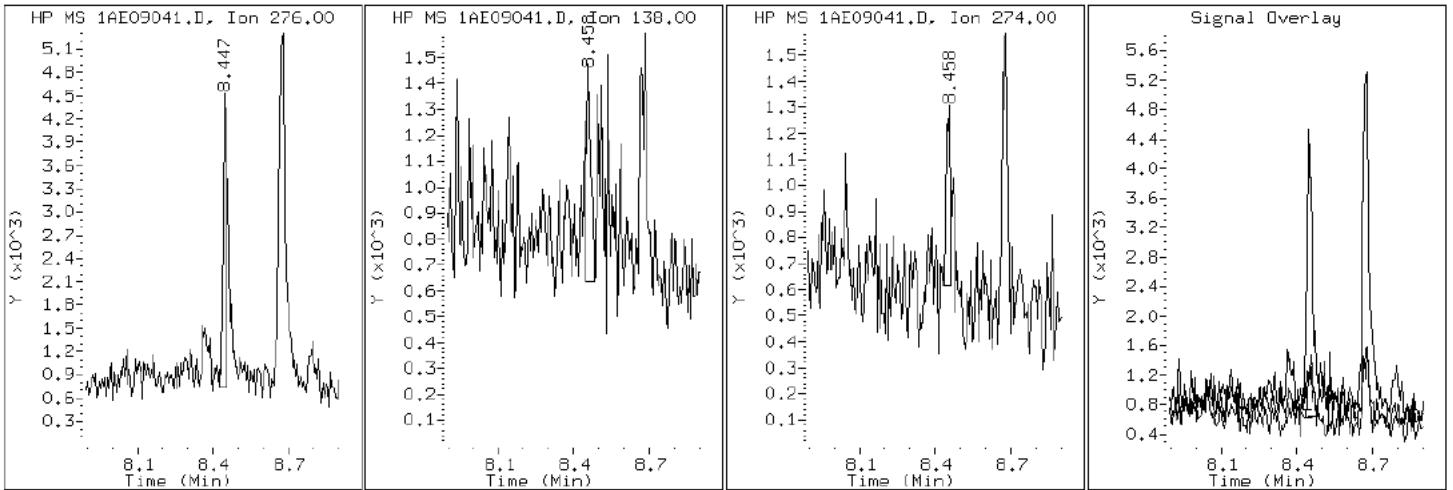
Client ID: CV1302B-CS

Instrument: BSMA5973.i

Sample Info: 680-89985-a-24-a

Operator: SCC

24 Indeno(1,2,3-cd)pyrene



Data File: 1AE09041.D

Date: 09-MAY-2013 20:25

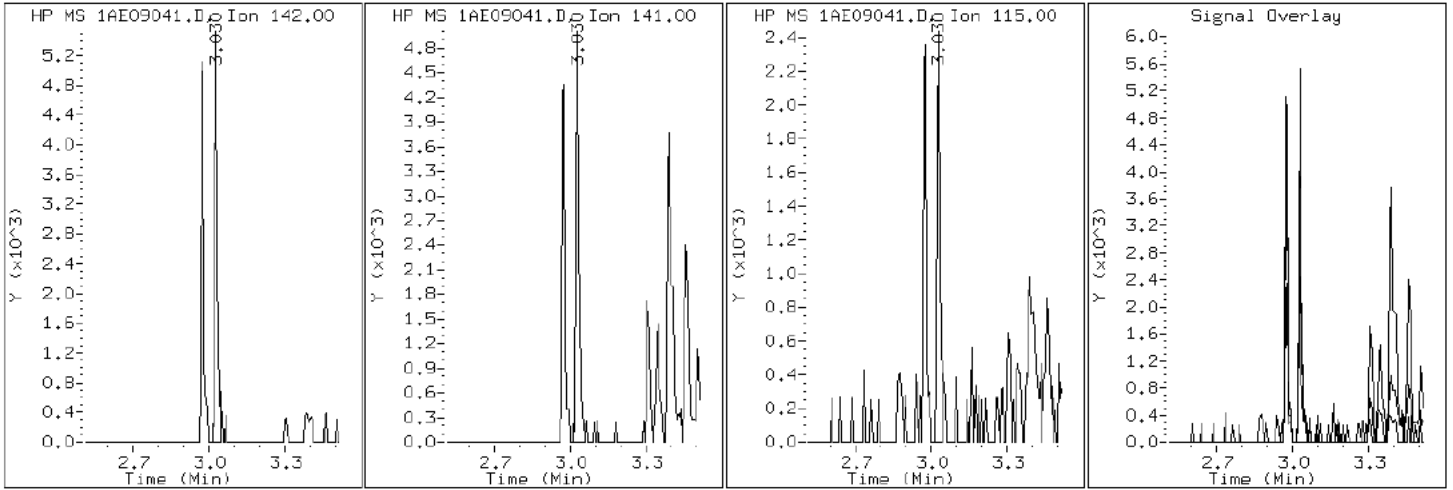
Client ID: CV1302B-CS

Instrument: BSMA5973.i

Sample Info: 680-89985-a-24-a

Operator: SCC

4 1-Methylnaphthalene



Data File: 1AE09041.D

Date: 09-MAY-2013 20:25

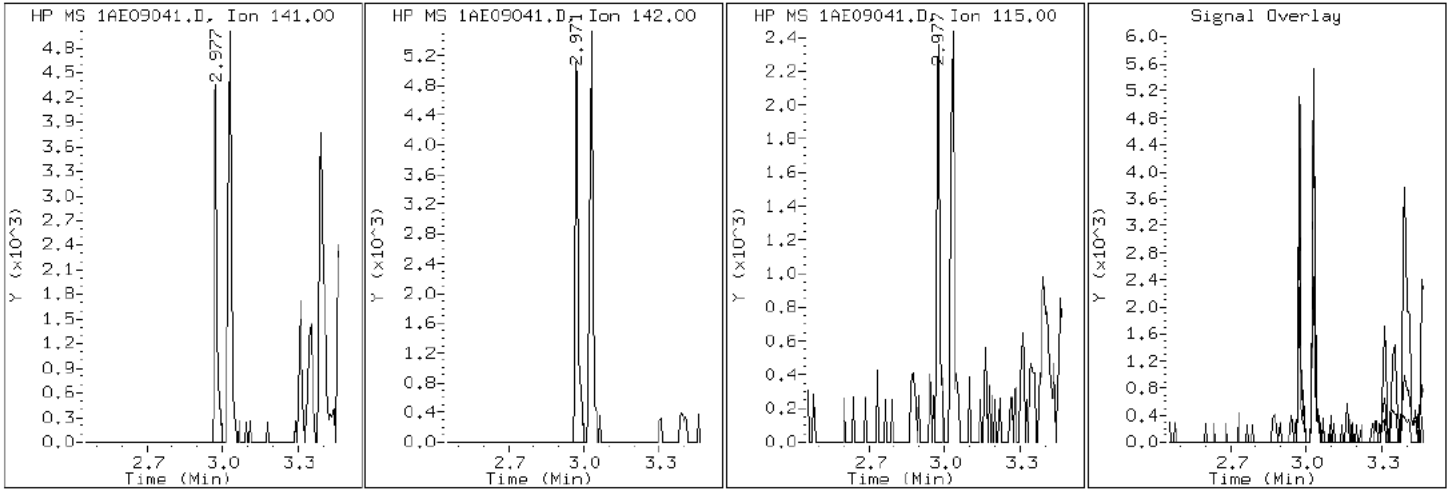
Client ID: CV1302B-CS

Instrument: BSMA5973.i

Sample Info: 680-89985-a-24-a

Operator: SCC

3 2-Methylnaphthalene



Data File: 1AE09041.D

Date: 09-MAY-2013 20:25

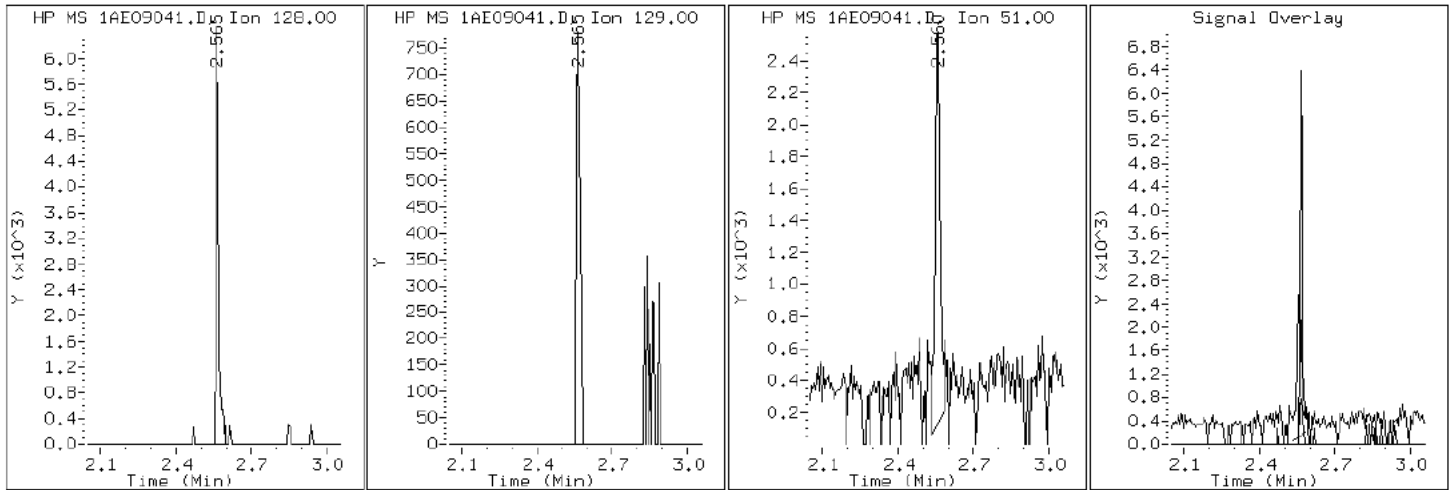
Client ID: CV1302B-CS

Instrument: BSMA5973.i

Sample Info: 680-89985-a-24-a

Operator: SCC

2 Naphthalene



Data File: 1AE09041.D

Date: 09-MAY-2013 20:25

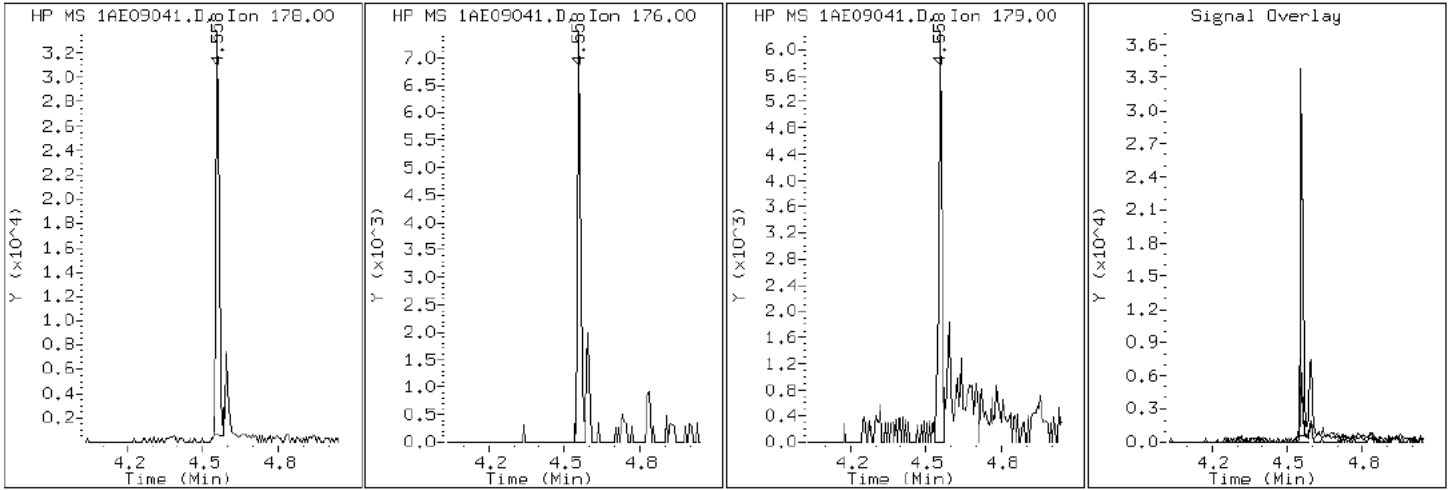
Client ID: CV1302B-CS

Instrument: BSMA5973.i

Sample Info: 680-89985-a-24-a

Operator: SCC

11 Phenanthrene



Data File: 1AE09041.D

Date: 09-MAY-2013 20:25

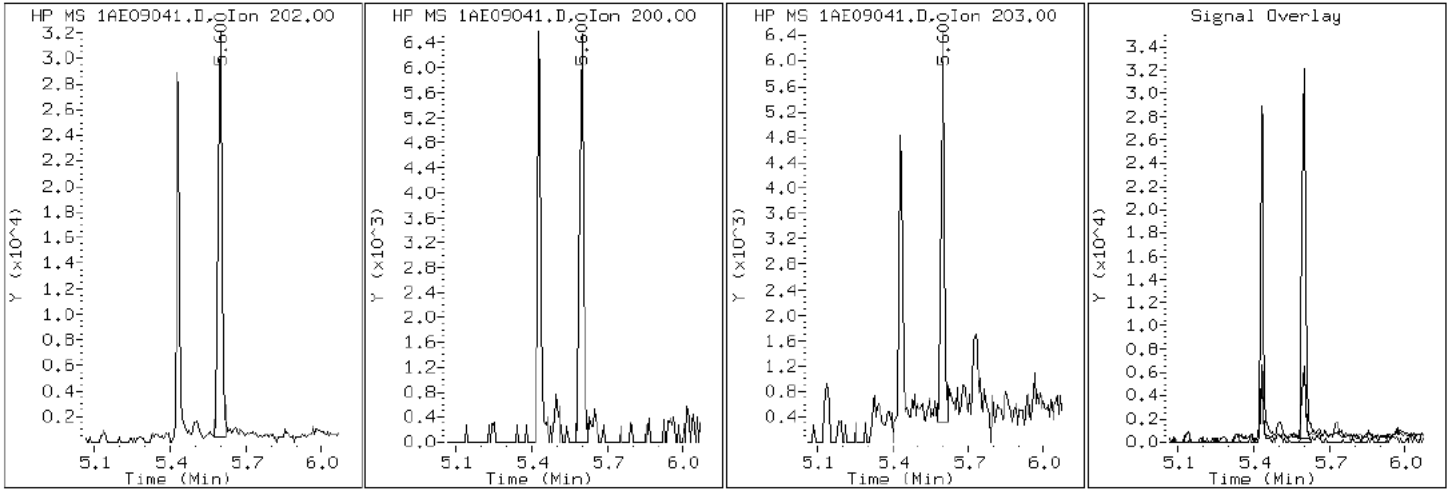
Client ID: CV1302B-CS

Instrument: BSMA5973.i

Sample Info: 680-89985-a-24-a

Operator: SCC

16 Pyrene

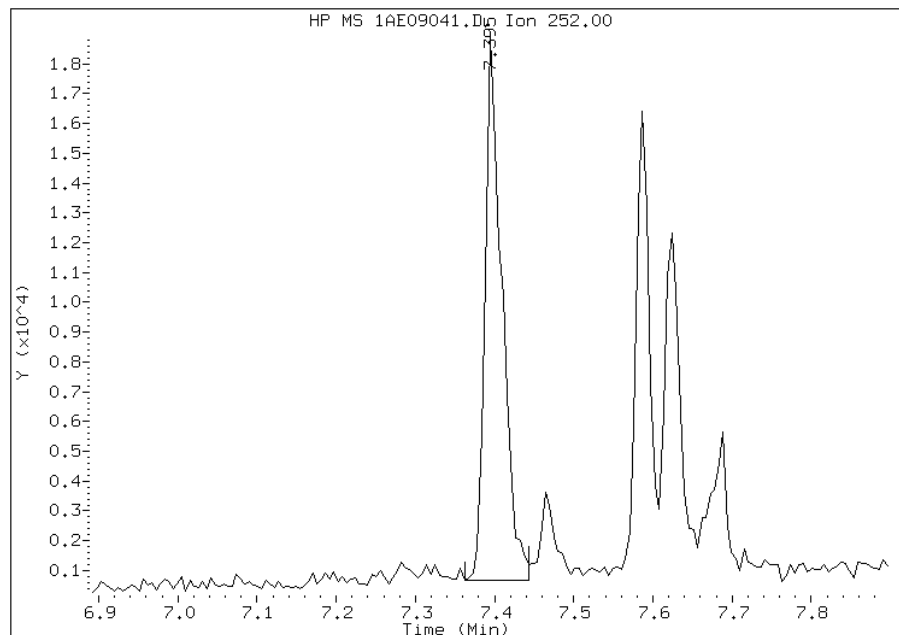


Manual Integration Report

Data File: 1AE09041.D
Inj. Date and Time: 09-MAY-2013 20:25
Instrument ID: BSMA5973.i
Client ID: CV1302B-CS
Compound: 20 Benzo(b)fluoranthene
CAS #: 205-99-2
Report Date: 05/10/2013

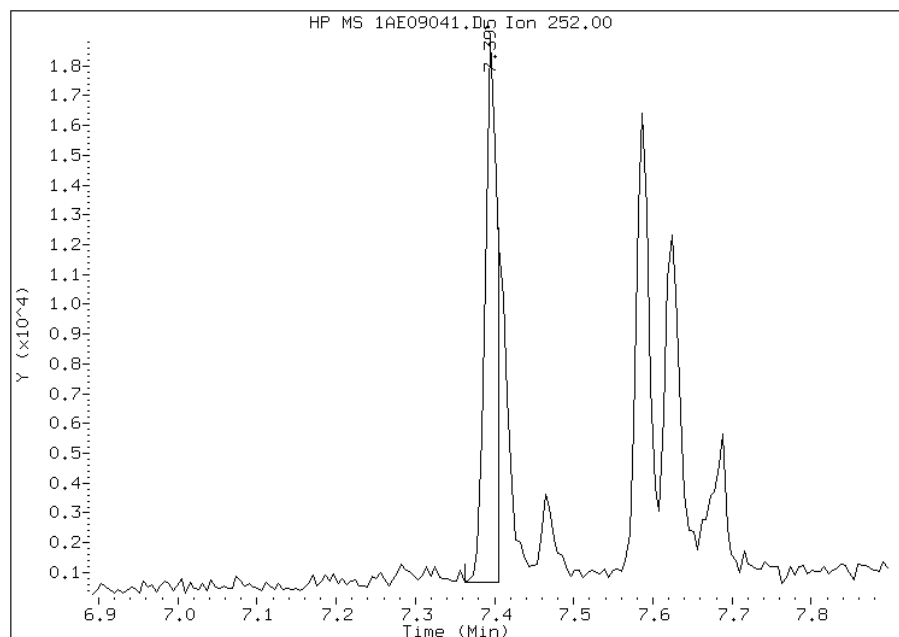
Processing Integration Results

RT: 7.39
Response: 26872
Amount: 2
Conc: 625



Manual Integration Results

RT: 7.39
Response: 19448
Amount: 1
Conc: 453



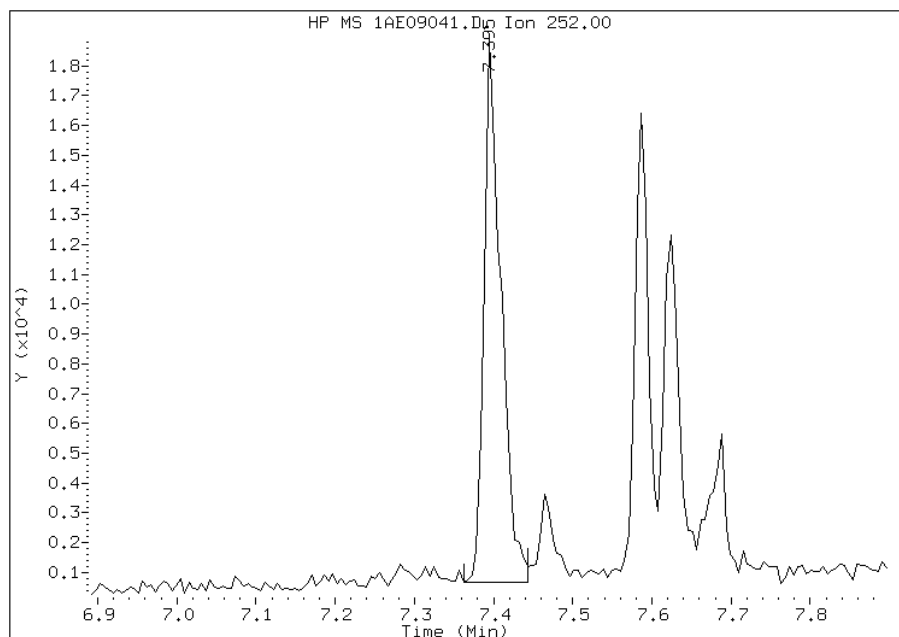
Manually Integrated By: cantins
Modification Date: 10-May-2013 13:30
Manual Integration Reason: Split Peak

Manual Integration Report

Data File: 1AE09041.D
Inj. Date and Time: 09-MAY-2013 20:25
Instrument ID: BSMA5973.i
Client ID: CV1302B-CS
Compound: 21 Benzo(k)fluoranthene
CAS #: 207-08-9
Report Date: 05/10/2013

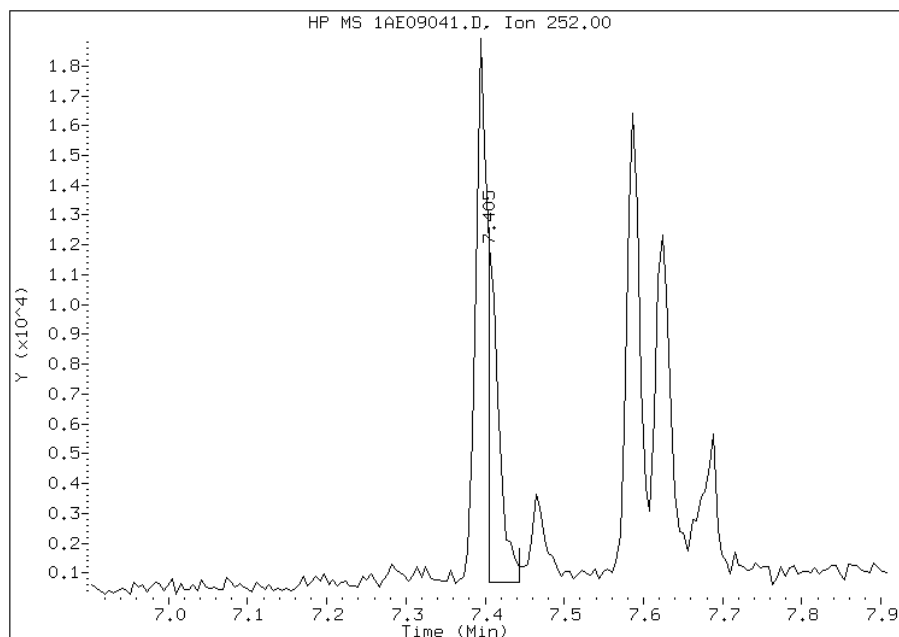
Processing Integration Results

RT: 7.39
Response: 26872
Amount: 2
Conc: 504



Manual Integration Results

RT: 7.41
Response: 10962
Amount: 1
Conc: 206



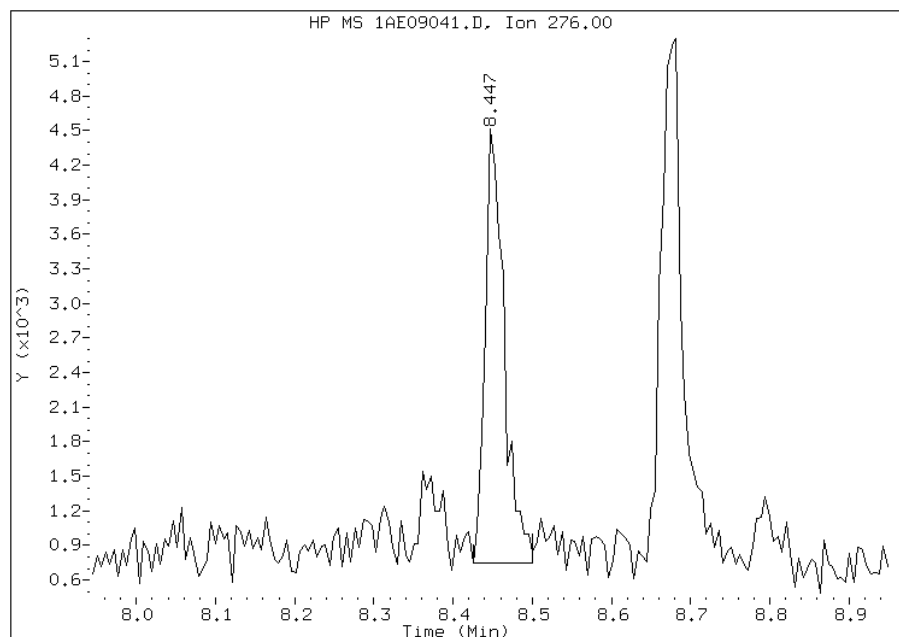
Manually Integrated By: cantins
Modification Date: 10-May-2013 13:30
Manual Integration Reason: Baseline Event

Manual Integration Report

Data File: 1AE09041.D
Inj. Date and Time: 09-MAY-2013 20:25
Instrument ID: BSMA5973.i
Client ID: CV1302B-CS
Compound: 24 Indeno(1,2,3-cd)pyrene
CAS #: 193-39-5
Report Date: 05/10/2013

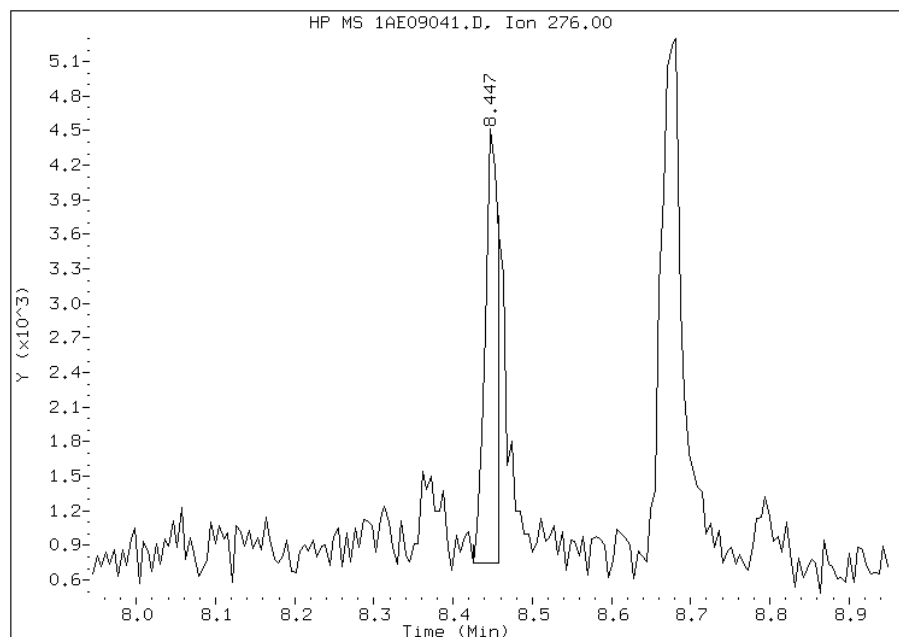
Processing Integration Results

RT: 8.45
Response: 6232
Amount: 1
Conc: 169



Manual Integration Results

RT: 8.45
Response: 4333
Amount: 0
Conc: 117



Manually Integrated By: cantins
Modification Date: 10-May-2013 13:32
Manual Integration Reason: Split Peak

FORM I
GC/MS SEMI VOA ORGANICS ANALYSIS DATA SHEET

Lab Name: TestAmerica Tampa Job No.: 680-89985-2
 SDG No.: 68089985-2
 Client Sample ID: CV1322A-CS Lab Sample ID: 680-89985-25
 Matrix: Solid Lab File ID: 1AE09042.D
 Analysis Method: 8270C LL Date Collected: 05/02/2013 13:20
 Extract. Method: 3546 Date Extracted: 05/09/2013 13:29
 Sample wt/vol: 15.42(g) Date Analyzed: 05/09/2013 20:40
 Con. Extract Vol.: 1(mL) Dilution Factor: 4
 Injection Volume: 1(uL) Level: (low/med) Low
 % Moisture: 19.4 GPC Cleanup: (Y/N) N
 Analysis Batch No.: 137283 Units: ug/Kg

CAS NO.	COMPOUND NAME	RESULT	Q	RL	MDL
83-32-9	Acenaphthene	480	U	480	97
208-96-8	Acenaphthylene	39	J	190	24
120-12-7	Anthracene	52		41	20
56-55-3	Benzo[a]anthracene	130		39	19
50-32-8	Benzo[a]pyrene	90		50	25
205-99-2	Benzo[b]fluoranthene	120		59	29
191-24-2	Benzo[g,h,i]perylene	70	J	97	21
207-08-9	Benzo[k]fluoranthene	99		39	17
218-01-9	Chrysene	120		43	22
53-70-3	Dibenz(a,h)anthracene	97	U	97	20
206-44-0	Fluoranthene	130		97	19
86-73-7	Fluorene	97	U	97	20
193-39-5	Indeno[1,2,3-cd]pyrene	57	J	97	34
90-12-0	1-Methylnaphthalene	83	J	190	21
91-57-6	2-Methylnaphthalene	99	J	190	34
91-20-3	Naphthalene	67	J	190	21
85-01-8	Phenanthrene	140		39	19
129-00-0	Pyrene	140		97	18

CAS NO.	SURROGATE	%REC	Q	LIMITS
84-15-1	o-Terphenyl	73		30-130

TestAmerica Laboratories

Semivolatiles 8270C low level PAH

Data file : \\tam-chemsvr\chem\SM\BSMA5973.i\1A050913.b\1AE09042.D
 Lab Smp Id: 680-89985-A-25-A Client Smp ID: CV1322A-CS
 Inj Date : 09-MAY-2013 20:40
 Operator : SCC Inst ID: BSMA5973.i
 Smp Info : 680-89985-a-25-a
 Misc Info : 680-89985-A-25-A
 Comment :
 Method : \\tam-chemsvr\chem\SM\BSMA5973.i\1A050913.b\a-bFASTPAHi-m.m
 Meth Date : 09-May-2013 11:07 cantins Quant Type: ISTD
 Cal Date : 06-MAY-2013 11:56 Cal File: 1AE06009.D
 Als bottle: 49
 Dil Factor: 4.00000
 Integrator: HP RTE Compound Sublist: pah.sub
 Target Version: 4.14
 Processing Host: TAM1000

Concentration Formula:

$$\text{Amt} * \text{DF} * 1/\text{Vi} * \text{Vt}/\text{Ws} * 100/(100 - \text{M}) * \text{A} * \text{B} * \text{C} * \text{D} * \text{GPC} * \text{CpndVariable}$$

Name	Value	Description
DF	4.000	Dilution Factor
Vi	1.000	Injection Volume
Vt	1.000	Final Volume
Ws	15.420	Weight Extracted
M	19.446	% Moisture
A	1000.000	uL to mL conversion
B	1000.000	g to kg conversion
C	0.00100	ng to ug conversion
D	1.000	ug to mg conversion(value = 1 if no conv)
GPC	1.000	GPC FACTOR
Cpnd Variable		Local Compound Variable

Compounds	QUANT	SIG	MASS	RT	EXP RT	REL RT	RESPONSE	CONCENTRATIONS	
								ON-COLUMN	FINAL
								(ug/ml)	(ug/Kg)
* 1 Naphthalene-d8	136		2.559	2.543	(1.000)	914816	40.0000		
* 6 Acenaphthene-d10	164		3.585	3.574	(1.000)	497659	40.0000		
* 10 Phenanthrene-d10	188		4.546	4.520	(1.000)	877190	40.0000		
\$ 14 o-Terphenyl	230		4.835	4.819	(1.063)	22780	1.81449	584.3103	
* 18 Chrysene-d12	240		6.582	6.539	(1.000)	731614	40.0000		
* 23 Perylene-d12	264		7.671	7.634	(1.000)	539061	40.0000		
2 Naphthalene	128		2.564	2.554	(1.002)	4482	0.20805	66.9964(Q)	
3 2-Methylnaphthalene	141		2.976	2.960	(1.163)	3367	0.30753	99.0321	
4 1-Methylnaphthalene	142		3.029	3.013	(1.184)	3385	0.25794	83.0641	
5 Acenaphthylene	152		3.499	3.484	(0.976)	2848	0.12179	39.2194	
11 Phenanthrene	178		4.557	4.536	(1.002)	9703	0.44649	143.7812	
12 Anthracene	178		4.594	4.573	(1.011)	3771	0.16290	52.4576	
13 Carbazole	167		4.744	4.707	(1.043)	1989	0.09556	30.7731	
15 Fluoranthene	202		5.428	5.401	(1.194)	10399	0.41595	133.9473	

Compounds	QUANT SIG		CONCENTRATIONS					
	MASS		RT	EXP RT	REL RT	RESPONSE	ON-COLUMN (ug/ml)	FINAL (ug/Kg)
-----	----		----	-----	-----	-----	-----	-----
16 Pyrene	202		5.593	5.567	(0.850)	10360	0.44053	141.8631
17 Benzo(a)anthracene	228		6.576	6.534	(0.999)	8390	0.40804	131.4003
19 Chrysene	228		6.592	6.561	(1.002)	8684	0.37537	120.8775
20 Benzo(b)fluoranthene	252		7.394	7.351	(0.964)	5529	0.38805	124.9606(M)
21 Benzo(k)fluoranthene	252		7.399	7.373	(0.964)	5450	0.30832	99.2878(M)
22 Benzo(a)pyrene	252		7.623	7.581	(0.994)	4081	0.27889	89.8100
24 Indeno(1,2,3-cd)pyrene	276		8.451	8.398	(1.102)	2177	0.17759	57.1879
26 Benzo(g,h,i)perylene	276		8.670	8.617	(1.130)	2846	0.21590	69.5237(M)

QC Flag Legend

Q - Qualifier signal failed the ratio test.
M - Compound response manually integrated.

Data File: 1AE09042.D

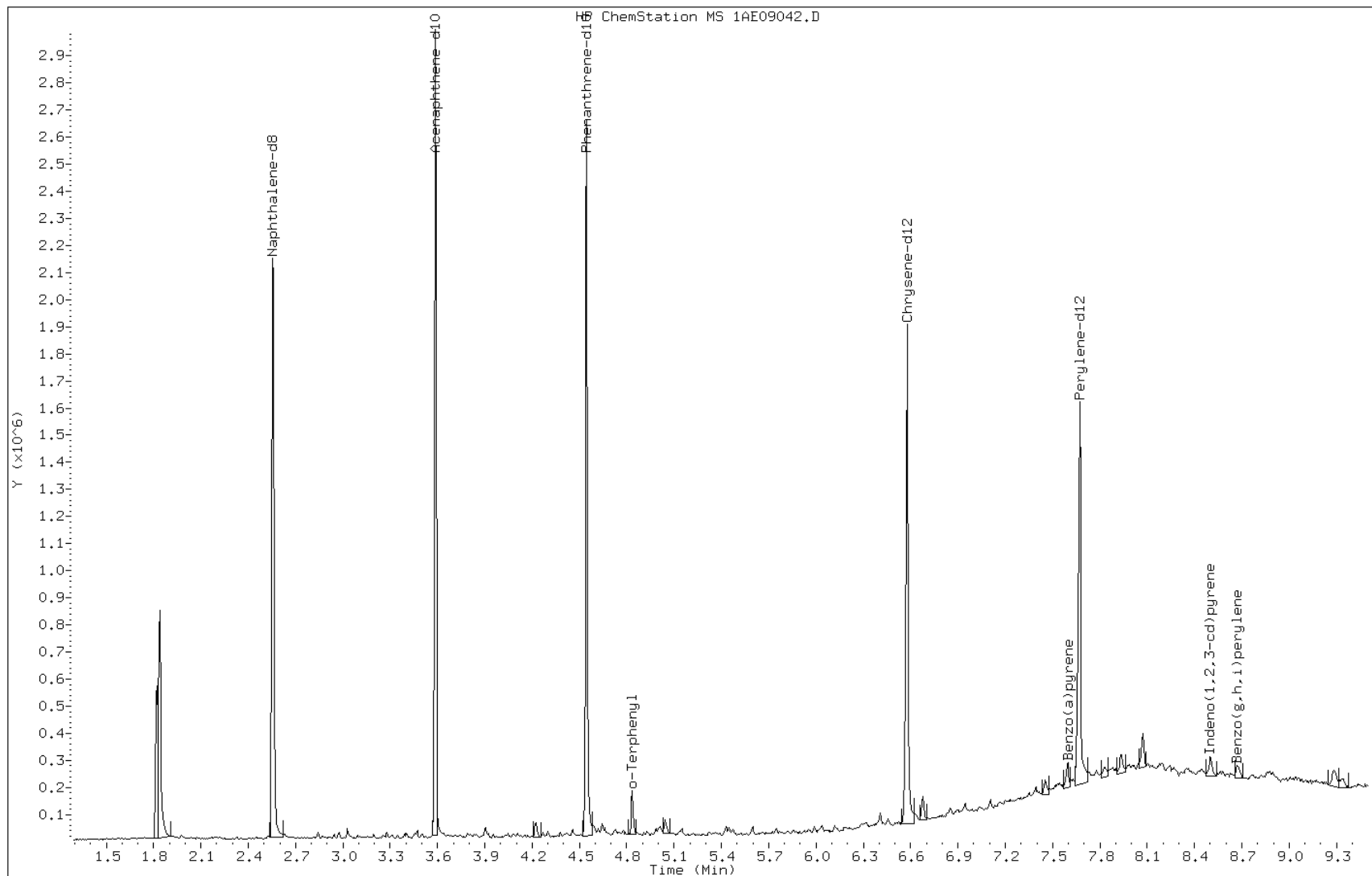
Date: 09-MAY-2013 20:40

Client ID: CV1322A-CS

Instrument: BSMA5973.i

Sample Info: 680-89985-a-25-a

Operator: SCC



Data File: 1AE09042.D

Date: 09-MAY-2013 20:40

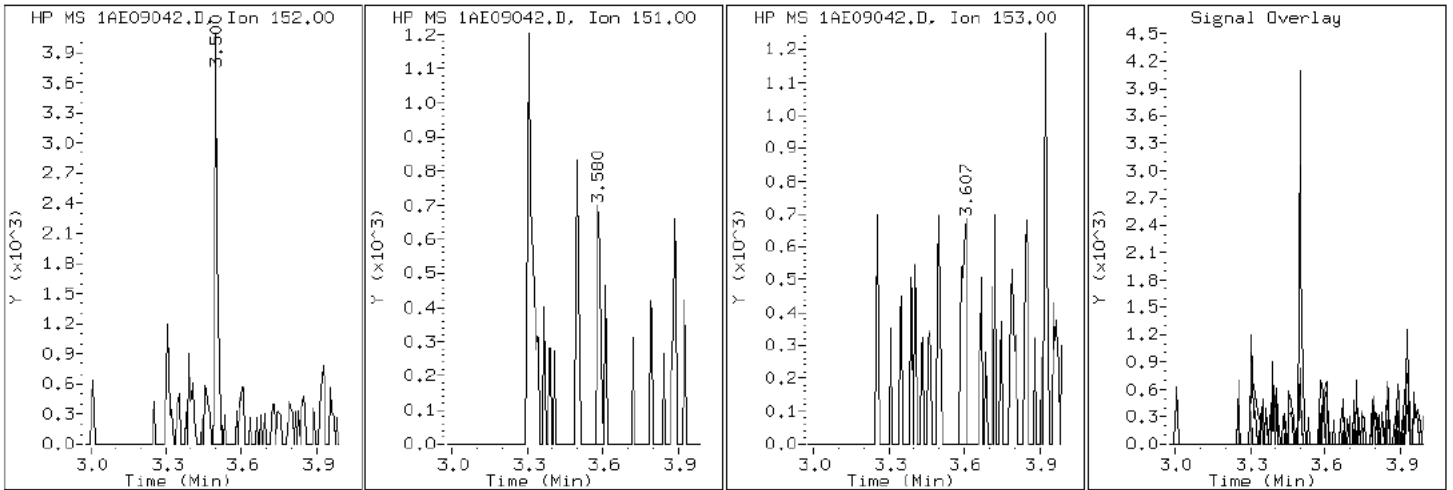
Client ID: CV1322A-CS

Instrument: BSMA5973.i

Sample Info: 680-89985-a-25-a

Operator: SCC

5 Acenaphthylene



Data File: 1AE09042.D

Date: 09-MAY-2013 20:40

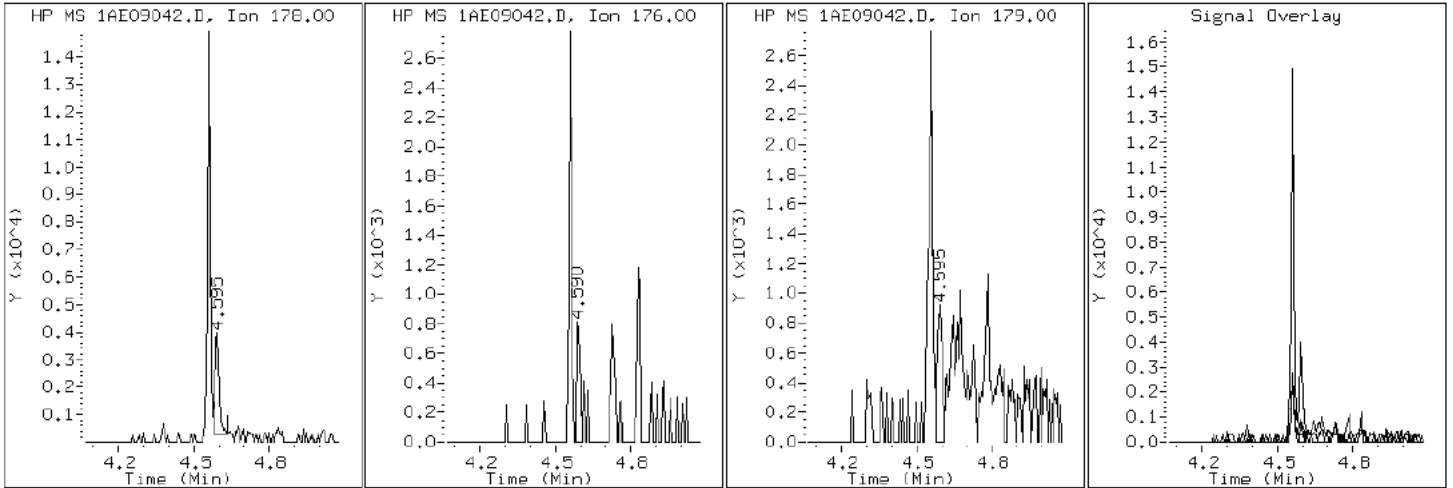
Client ID: CV1322A-CS

Instrument: BSMA5973.i

Sample Info: 680-89985-a-25-a

Operator: SCC

12 Anthracene



Data File: 1AE09042.D

Date: 09-MAY-2013 20:40

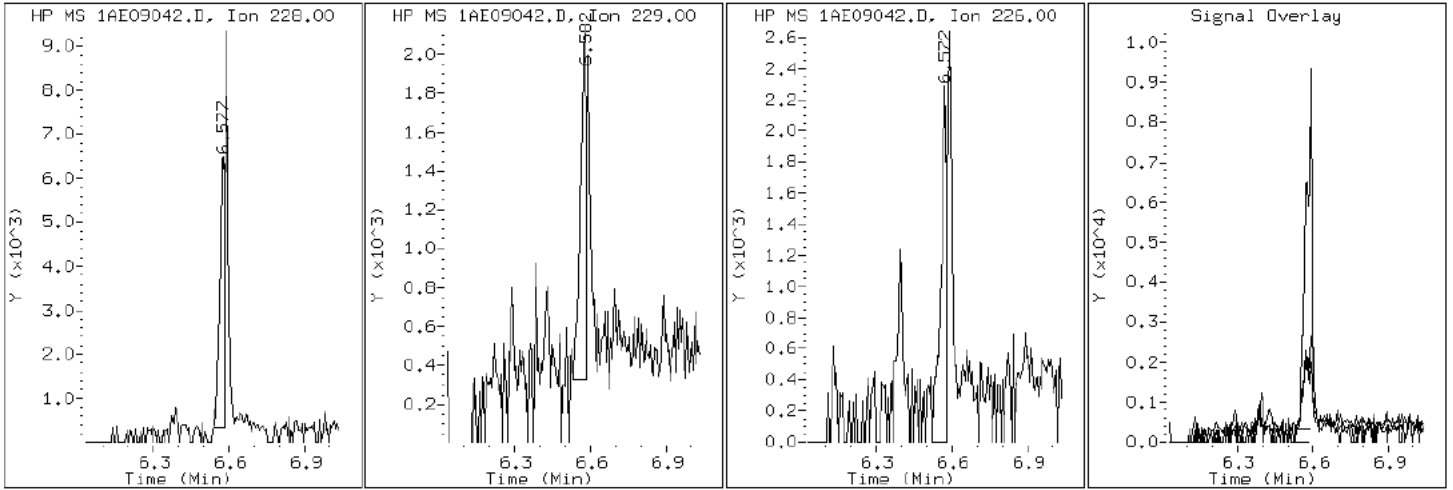
Client ID: CV1322A-CS

Instrument: BSMA5973.i

Sample Info: 680-89985-a-25-a

Operator: SCC

17 Benzo(a)anthracene



Data File: 1AE09042.D

Date: 09-MAY-2013 20:40

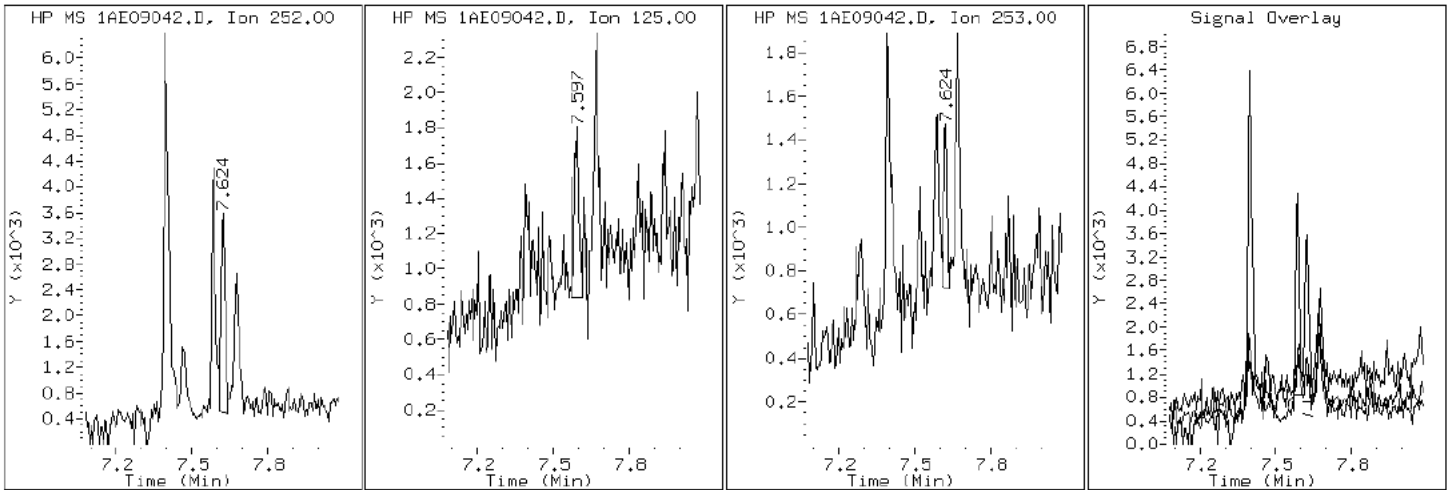
Client ID: CV1322A-CS

Instrument: BSMA5973.i

Sample Info: 680-89985-a-25-a

Operator: SCC

22 Benzo(a)pyrene



Data File: 1AE09042.D

Date: 09-MAY-2013 20:40

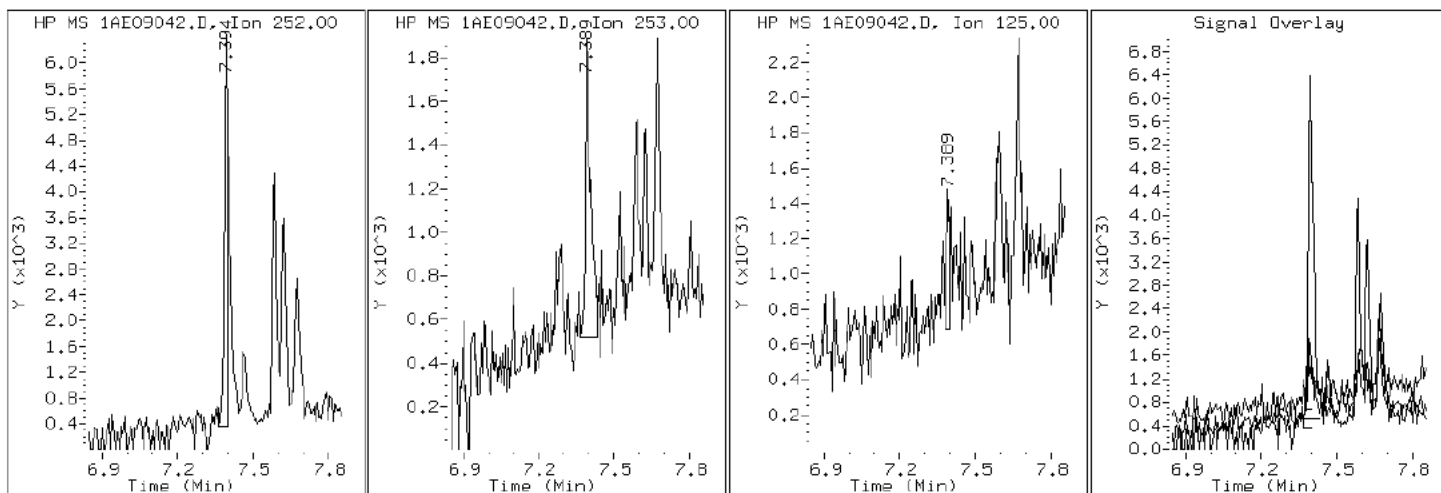
Client ID: CV1322A-CS

Instrument: BSMA5973.i

Sample Info: 680-89985-a-25-a

Operator: SCC

20 Benzo (b) fluoranthene



Data File: 1AE09042.D

Date: 09-MAY-2013 20:40

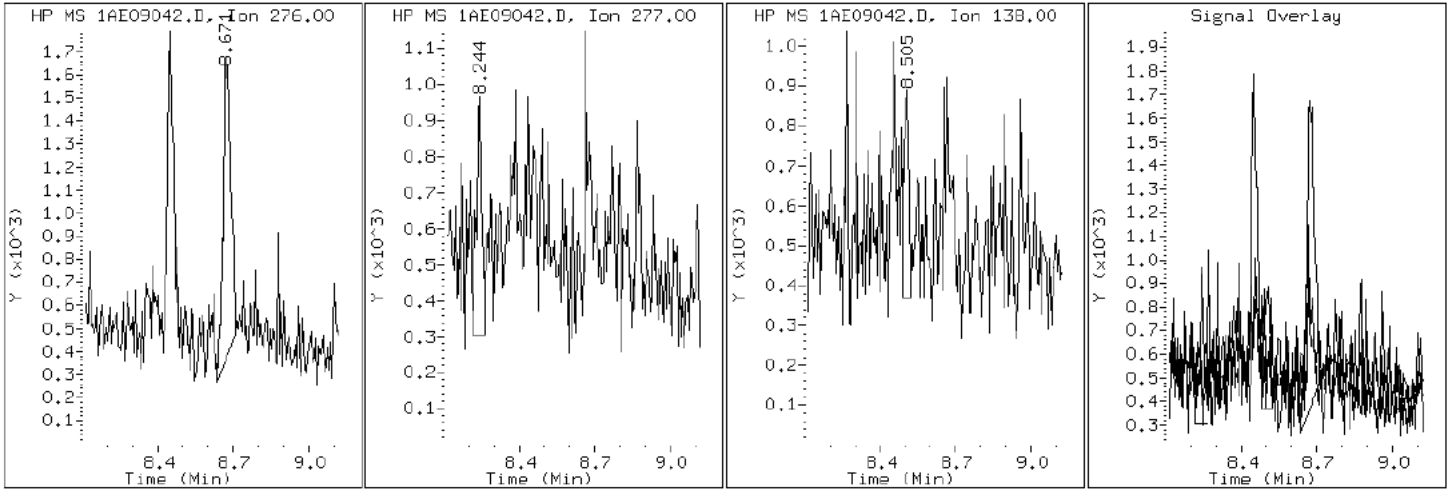
Client ID: CV1322A-CS

Instrument: BSMA5973.i

Sample Info: 680-89985-a-25-a

Operator: SCC

26 Benzo(g,h,i)perylene



Data File: 1AE09042.D

Date: 09-MAY-2013 20:40

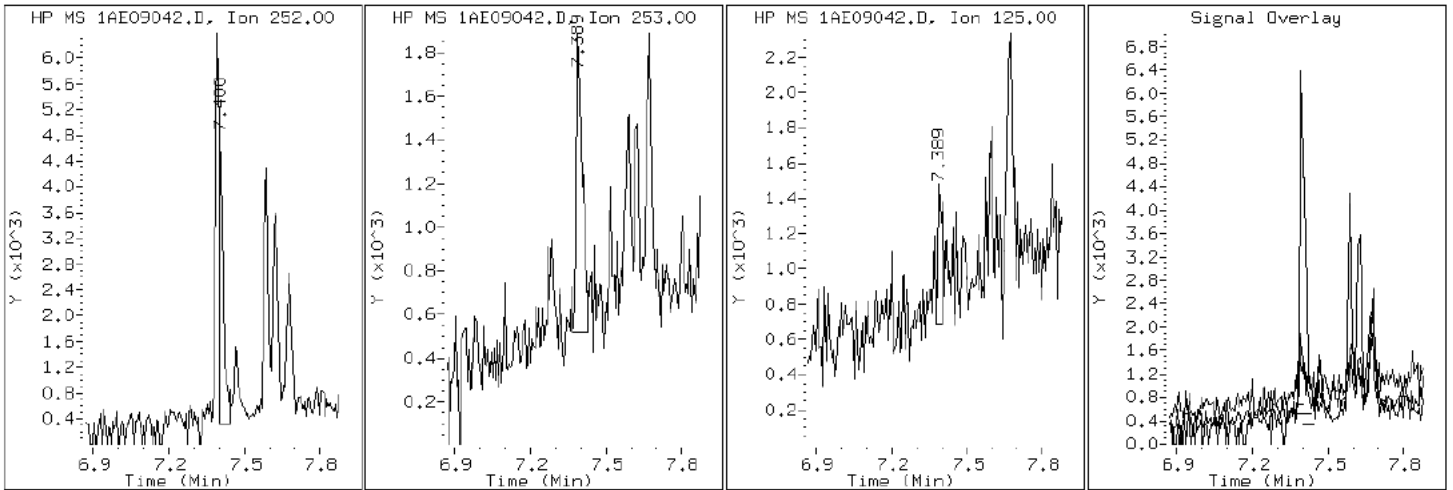
Client ID: CV1322A-CS

Instrument: BSMA5973.i

Sample Info: 680-89985-a-25-a

Operator: SCC

21 Benzo(k)fluoranthene



Data File: 1AE09042.D

Date: 09-MAY-2013 20:40

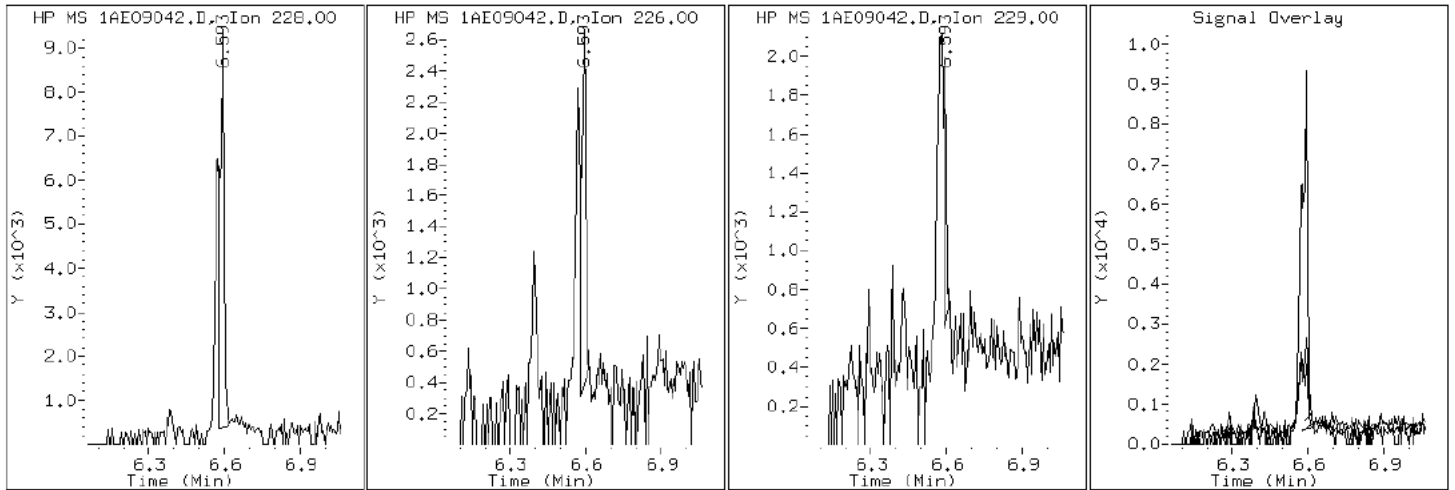
Client ID: CV1322A-CS

Instrument: BSMA5973.i

Sample Info: 680-89985-a-25-a

Operator: SCC

19 Chrysene



Data File: 1AE09042.D

Date: 09-MAY-2013 20:40

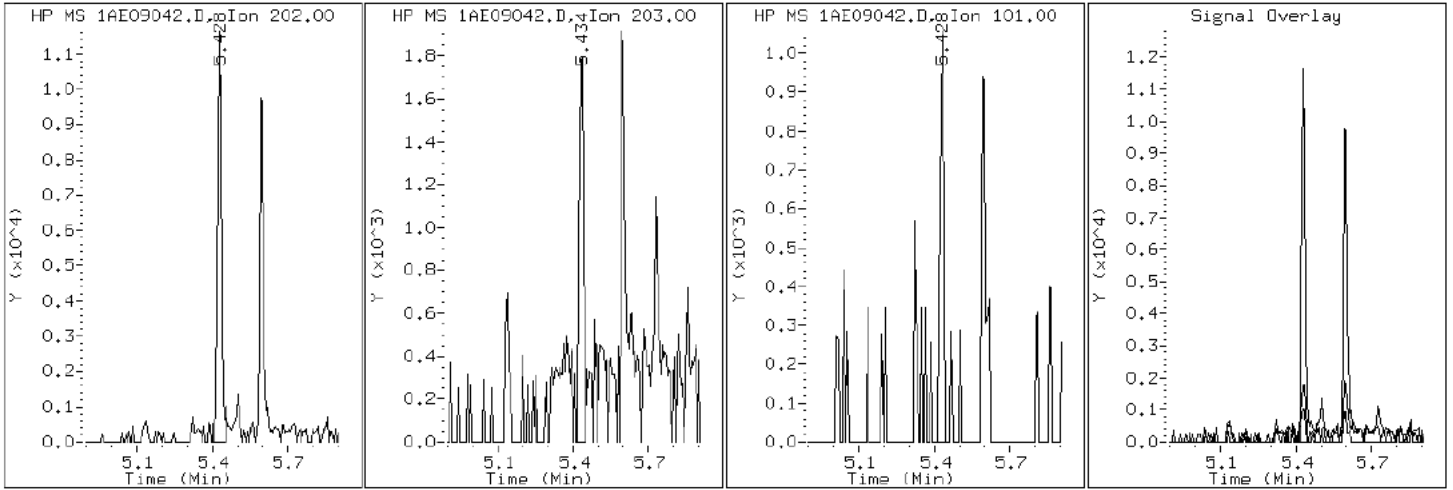
Client ID: CV1322A-CS

Instrument: BSMA5973.i

Sample Info: 680-89985-a-25-a

Operator: SCC

15 Fluoranthene



Data File: 1AE09042.D

Date: 09-MAY-2013 20:40

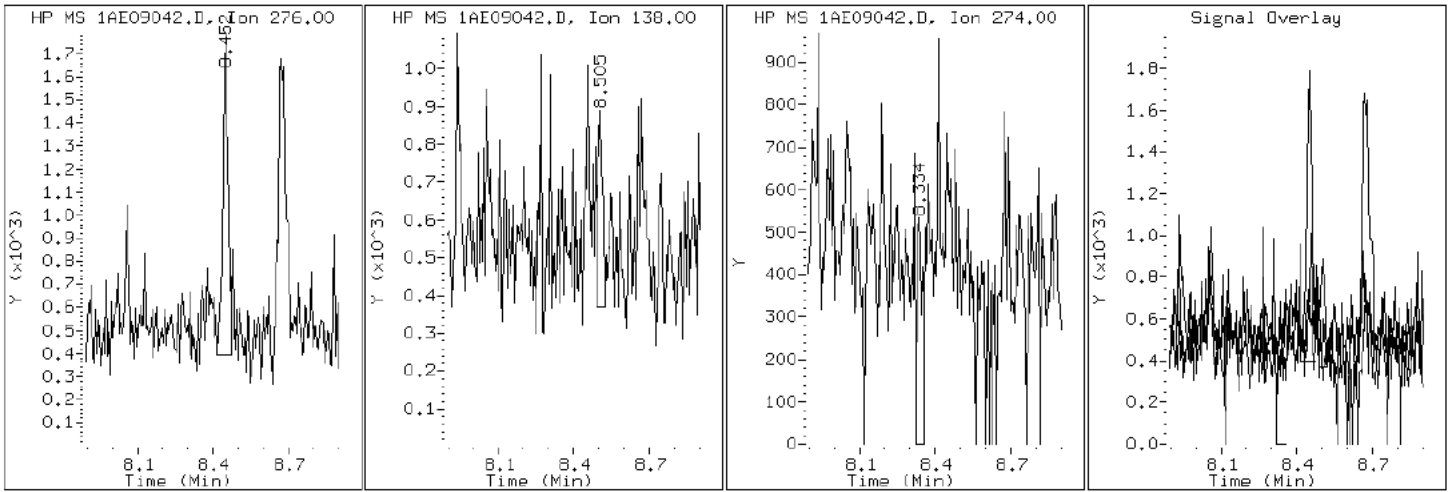
Client ID: CV1322A-CS

Instrument: BSMA5973.i

Sample Info: 680-89985-a-25-a

Operator: SCC

24 Indeno(1,2,3-cd)pyrene



Data File: 1AE09042.D

Date: 09-MAY-2013 20:40

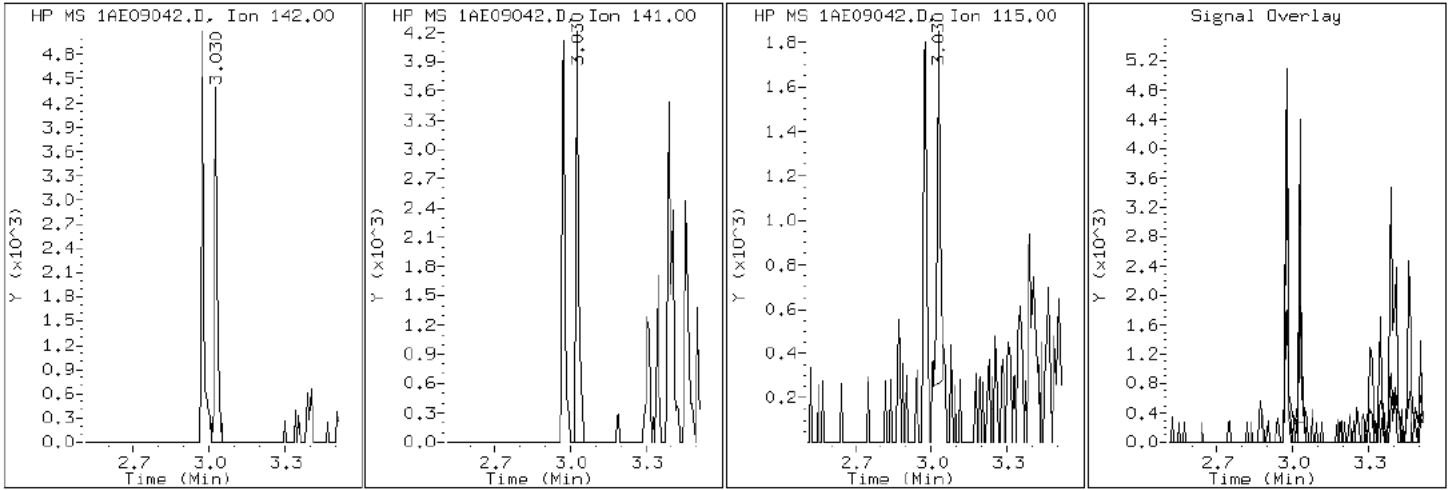
Client ID: CV1322A-CS

Instrument: BSMA5973.i

Sample Info: 680-89985-a-25-a

Operator: SCC

4 1-Methylnaphthalene



Data File: 1AE09042.D

Date: 09-MAY-2013 20:40

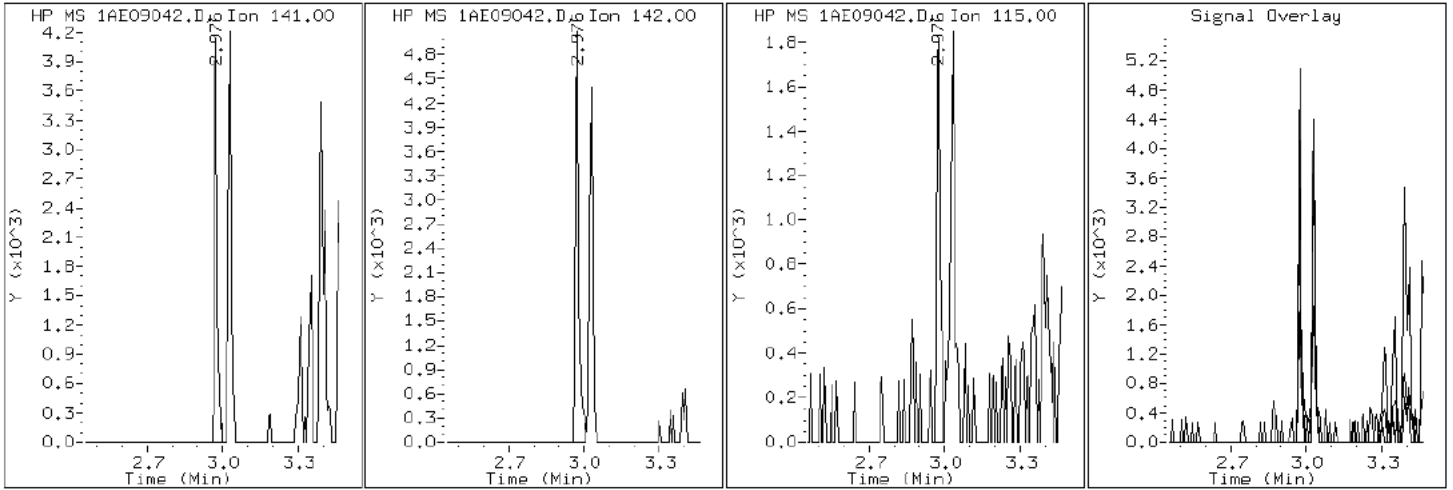
Client ID: CV1322A-CS

Instrument: BSMA5973.i

Sample Info: 680-89985-a-25-a

Operator: SCC

3 2-Methylnaphthalene



Data File: 1AE09042.D

Date: 09-MAY-2013 20:40

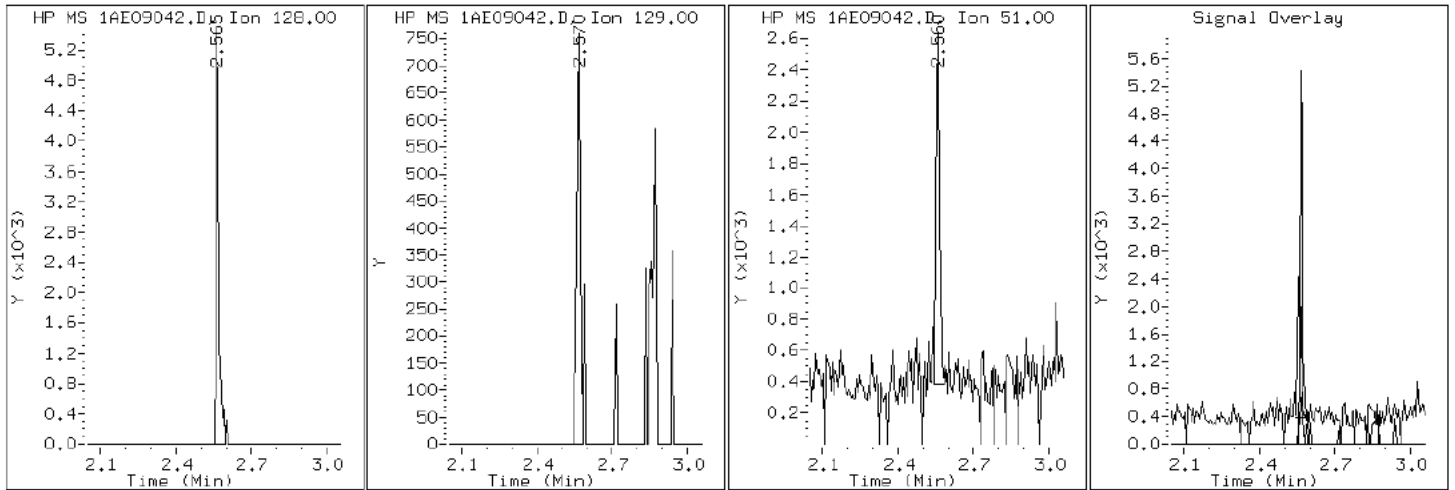
Client ID: CV1322A-CS

Instrument: BSMA5973.i

Sample Info: 680-89985-a-25-a

Operator: SCC

2 Naphthalene



Data File: 1AE09042.D

Date: 09-MAY-2013 20:40

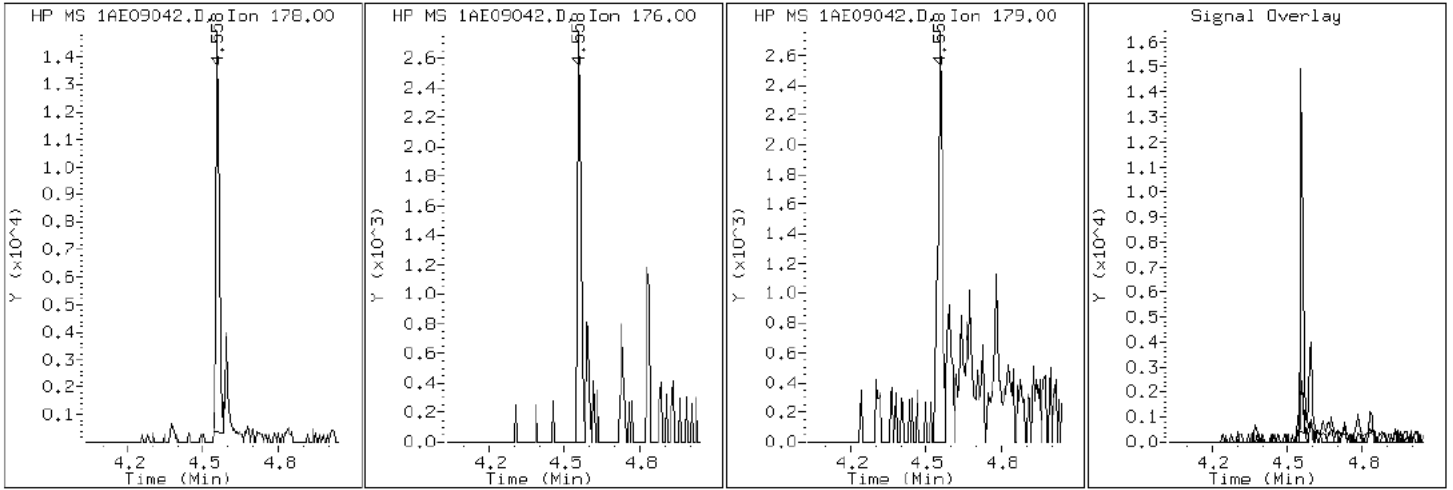
Client ID: CV1322A-CS

Instrument: BSMA5973.i

Sample Info: 680-89985-a-25-a

Operator: SCC

11 Phenanthrene



Data File: 1AE09042.D

Date: 09-MAY-2013 20:40

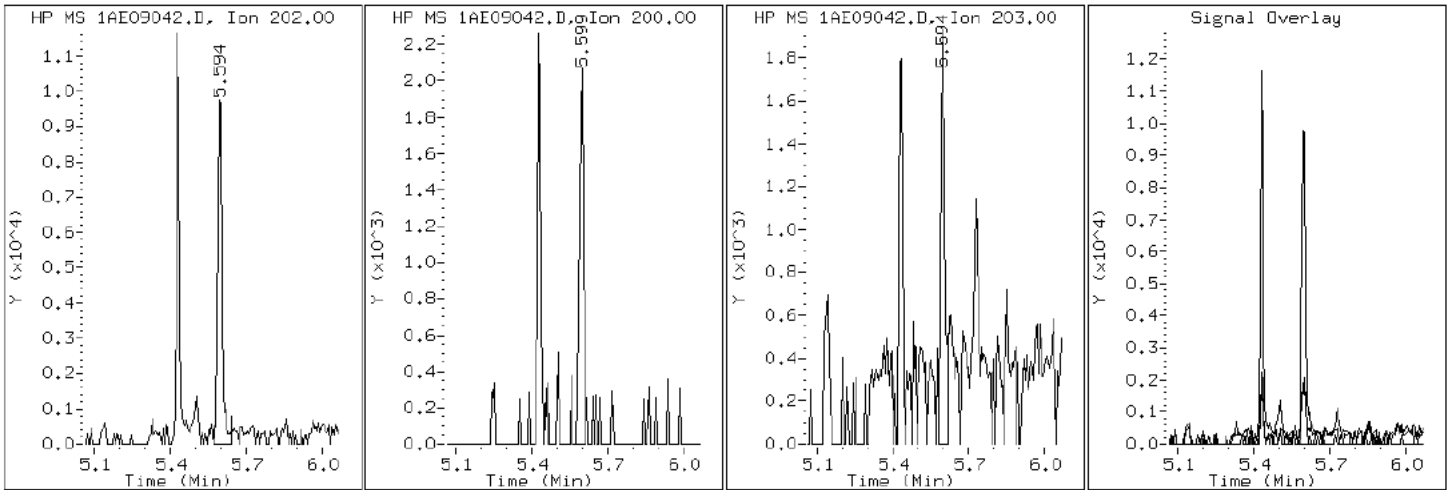
Client ID: CV1322A-CS

Instrument: BSMA5973.i

Sample Info: 680-89985-a-25-a

Operator: SCC

16 Pyrene

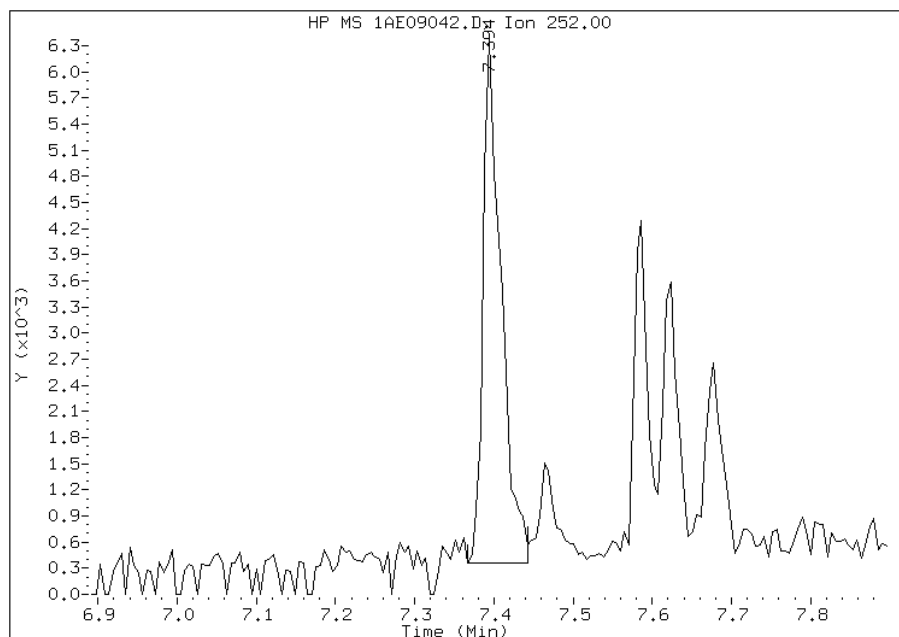


Manual Integration Report

Data File: 1AE09042.D
Inj. Date and Time: 09-MAY-2013 20:40
Instrument ID: BSMA5973.i
Client ID: CV1322A-CS
Compound: 20 Benzo(b)fluoranthene
CAS #: 205-99-2
Report Date: 05/10/2013

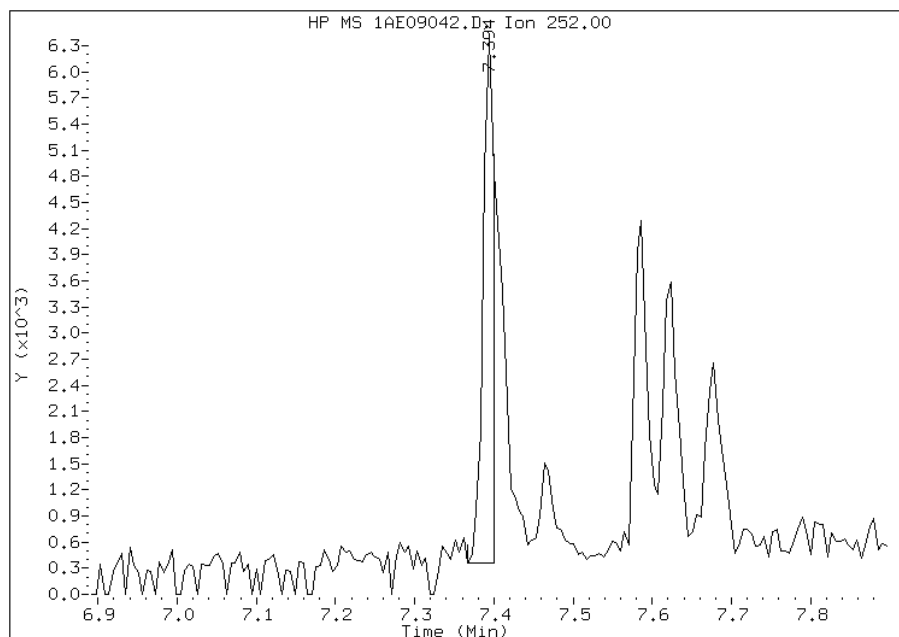
Processing Integration Results

RT: 7.39
Response: 9439
Amount: 1
Conc: 213



Manual Integration Results

RT: 7.39
Response: 5529
Amount: 0
Conc: 125



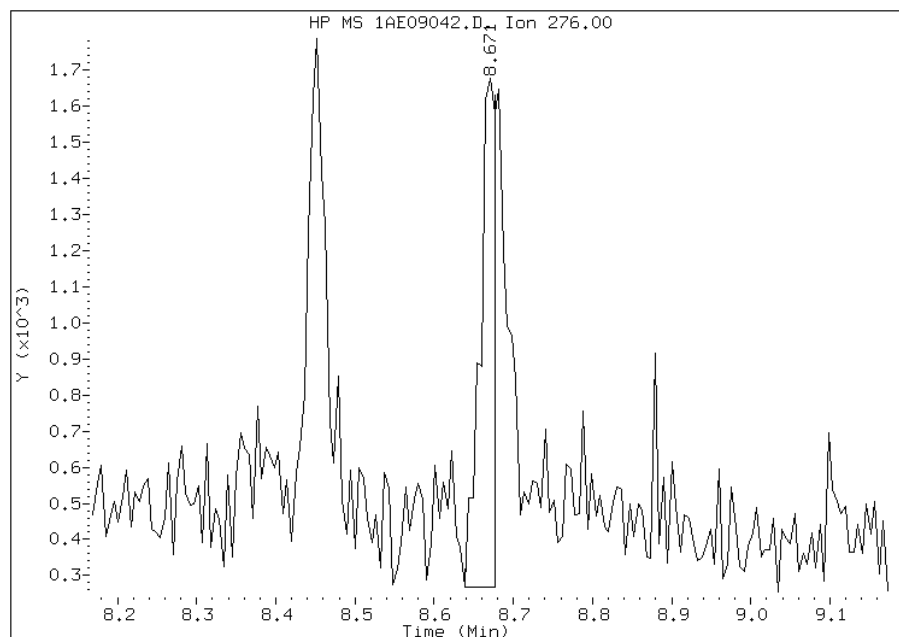
Manually Integrated By: cantins
Modification Date: 10-May-2013 13:34
Manual Integration Reason: Split Peak

Manual Integration Report

Data File: 1AE09042.D
Inj. Date and Time: 09-MAY-2013 20:40
Instrument ID: BSMA5973.i
Client ID: CV1322A-CS
Compound: 26 Benzo(g,h,i)perylene
CAS #: 191-24-2
Report Date: 05/10/2013

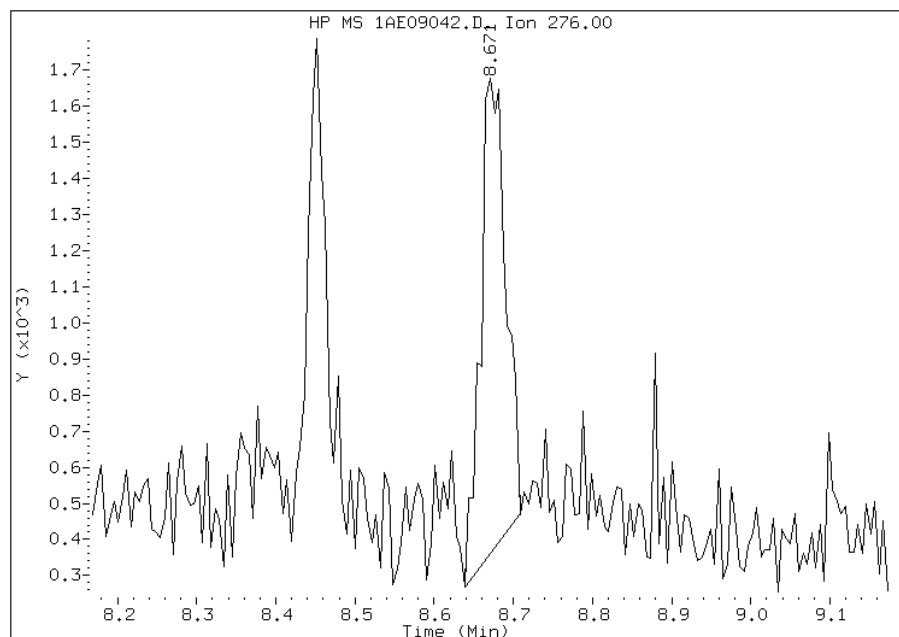
Processing Integration Results

RT: 8.67
Response: 1858
Amount: 0
Conc: 45



Manual Integration Results

RT: 8.67
Response: 2846
Amount: 0
Conc: 70



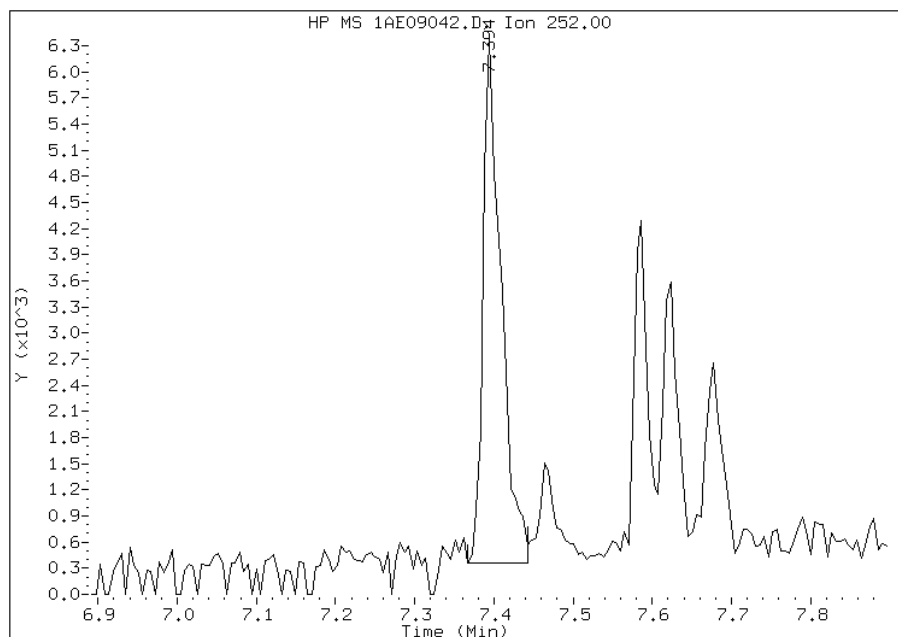
Manually Integrated By: cantins
Modification Date: 10-May-2013 13:34
Manual Integration Reason: Baseline Event

Manual Integration Report

Data File: 1AE09042.D
Inj. Date and Time: 09-MAY-2013 20:40
Instrument ID: BSMA5973.i
Client ID: CV1322A-CS
Compound: 21 Benzo(k)fluoranthene
CAS #: 207-08-9
Report Date: 05/10/2013

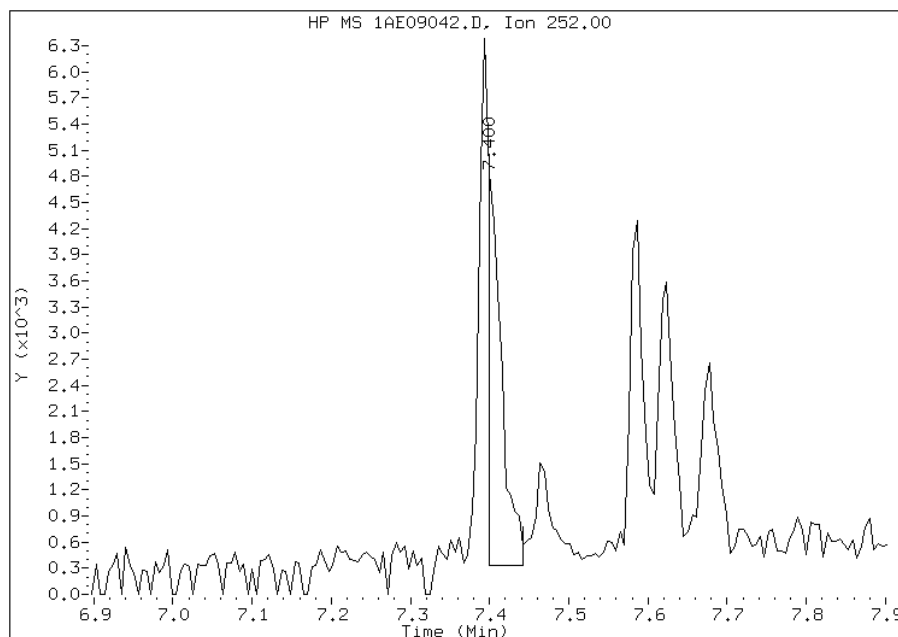
Processing Integration Results

RT: 7.39
Response: 9439
Amount: 1
Conc: 172



Manual Integration Results

RT: 7.40
Response: 5450
Amount: 0
Conc: 99



Manually Integrated By: cantins
Modification Date: 10-May-2013 13:34
Manual Integration Reason: Baseline Event

FORM I
GC/MS SEMI VOA ORGANICS ANALYSIS DATA SHEET

Lab Name: TestAmerica Tampa Job No.: 680-89985-2
 SDG No.: 68089985-2
 Client Sample ID: CV1322B-CS Lab Sample ID: 680-89985-26
 Matrix: Solid Lab File ID: 1AE09045.D
 Analysis Method: 8270C LL Date Collected: 05/02/2013 13:30
 Extract. Method: 3546 Date Extracted: 05/09/2013 13:29
 Sample wt/vol: 15.13(g) Date Analyzed: 05/09/2013 21:25
 Con. Extract Vol.: 1(mL) Dilution Factor: 1
 Injection Volume: 1(uL) Level: (low/med) Low
 % Moisture: 23.0 GPC Cleanup: (Y/N) N
 Analysis Batch No.: 137283 Units: ug/Kg

CAS NO.	COMPOUND NAME	RESULT	Q	RL	MDL
83-32-9	Acenaphthene	130	U	130	26
208-96-8	Acenaphthylene	95		51	6.4
120-12-7	Anthracene	120		11	5.4
56-55-3	Benzo[a]anthracene	180		10	5.0
50-32-8	Benzo[a]pyrene	160		13	6.7
205-99-2	Benzo[b]fluoranthene	320		16	7.8
191-24-2	Benzo[g,h,i]perylene	78		26	5.7
207-08-9	Benzo[k]fluoranthene	87		10	4.6
218-01-9	Chrysene	220		12	5.8
53-70-3	Dibenz(a,h)anthracene	23	J	26	5.3
206-44-0	Fluoranthene	200		26	5.1
86-73-7	Fluorene	17	J	26	5.3
193-39-5	Indeno[1,2,3-cd]pyrene	75		26	9.1
90-12-0	1-Methylnaphthalene	250		51	5.7
91-57-6	2-Methylnaphthalene	300		51	9.1
91-20-3	Naphthalene	170		51	5.7
85-01-8	Phenanthrene	250		10	5.0
129-00-0	Pyrene	210		26	4.8

CAS NO.	SURROGATE	%REC	Q	LIMITS
84-15-1	o-Terphenyl	65		30-130

TestAmerica Laboratories

Semivolatiles 8270C low level PAH

Data file : \\tam-chemsvr\chem\SM\BSMA5973.i\1A050913.b\1AE09045.D
 Lab Smp Id: 680-89985-A-26-A Client Smp ID: CV1322B-CS
 Inj Date : 09-MAY-2013 21:25
 Operator : SCC Inst ID: BSMA5973.i
 Smp Info : 680-89985-a-26-a
 Misc Info : 680-89985-A-26-A
 Comment :
 Method : \\tam-chemsvr\chem\SM\BSMA5973.i\1A050913.b\a-bFASTPAHi-m.m
 Meth Date : 09-May-2013 11:07 cantins Quant Type: ISTD
 Cal Date : 06-MAY-2013 11:56 Cal File: 1AE06009.D
 Als bottle: 52
 Dil Factor: 1.00000
 Integrator: HP RTE Compound Sublist: pah.sub
 Target Version: 4.14
 Processing Host: TAM1000

Concentration Formula:

$$\text{Amt} * \text{DF} * 1/\text{Vi} * \text{Vt}/\text{Ws} * 100/(100 - \text{M}) * \text{A} * \text{B} * \text{C} * \text{D} * \text{GPC} * \text{CpndVariable}$$

Name	Value	Description
DF	1.000	Dilution Factor
Vi	1.000	Injection Volume
Vt	1.000	Final Volume
Ws	15.130	Weight Extracted
M	22.953	% Moisture
A	1000.000	uL to mL conversion
B	1000.000	g to kg conversion
C	0.00100	ng to ug conversion
D	1.000	ug to mg conversion(value = 1 if no conv)
GPC	1.000	GPC FACTOR
Cpnd Variable		Local Compound Variable

Compounds	QUANT	SIG	MASS	RT	EXP RT	REL RT	RESPONSE	CONCENTRATIONS	
								ON-COLUMN (ug/ml)	FINAL (ug/Kg)
* 1 Naphthalene-d8	136	2.554	2.543 (1.000)	967433	40.0000				
* 6 Acenaphthene-d10	164	3.585	3.574 (1.000)	511113	40.0000				
* 10 Phenanthrene-d10	188	4.547	4.520 (1.000)	820812	40.0000				
\$ 14 o-Terphenyl	230	4.835	4.819 (1.063)	76166	6.48353	556.1799			
* 18 Chrysene-d12	240	6.582	6.539 (1.000)	773703	40.0000		(H)		
* 23 Perylene-d12	264	7.683	7.634 (1.000)	572418	40.0000				
2 Naphthalene	128	2.565	2.554 (1.004)	46073	2.02232	173.4817			
3 2-Methylnaphthalene	141	2.971	2.960 (1.163)	40948	3.53663	303.3841			
4 1-Methylnaphthalene	142	3.030	3.013 (1.186)	40274	2.90204	248.9469			
5 Acenaphthylene	152	3.500	3.484 (0.976)	26689	1.11127	95.3285			
9 Fluorene	166	3.922	3.906 (1.094)	3116	0.19825	17.0061(Q)			
11 Phenanthrene	178	4.558	4.536 (1.002)	60036	2.95235	253.2633			
12 Anthracene	178	4.595	4.573 (1.011)	29220	1.34894	115.7169			
13 Carbazole	167	4.739	4.707 (1.042)	7290	0.37430	32.1091			

Compounds	QUANT SIG	RT	EXP RT	REL RT	RESPONSE	CONCENTRATIONS	
						ON-COLUMN (ug/ml)	FINAL (ug/Kg)
15 Fluoranthene	202	5.434	5.401 (1.195)		53980	2.30747	197.9428
16 Pyrene	202	5.599	5.567 (0.851)		59743	2.40223	206.0720(H)
17 Benzo(a)anthracene	228	6.577	6.534 (0.999)		44871	2.06357	177.0199(H)
19 Chrysene	228	6.598	6.561 (1.002)		62397	2.55040	218.7819(H)
20 Benzo(b)fluoranthene	252	7.400	7.351 (0.963)		56611	3.74165	320.9715(M)
21 Benzo(k)fluoranthene	252	7.416	7.373 (0.965)		19022	1.01342	86.9350(QM)
22 Benzo(a)pyrene	252	7.629	7.581 (0.993)		28497	1.83397	157.3245
24 Indeno(1,2,3-cd)pyrene	276	8.463	8.398 (1.102)		11418	0.87715	75.2445(M)
25 Dibenzo(a,h)anthracene	278	8.479	8.425 (1.104)		3524	0.26410	22.6554(M)
26 Benzo(g,h,i)perylene	276	8.692	8.617 (1.131)		12716	0.90841	77.9269(M)

QC Flag Legend

- Q - Qualifier signal failed the ratio test.
- M - Compound response manually integrated.
- H - Operator selected an alternate compound hit.

Data File: 1AE09045.D

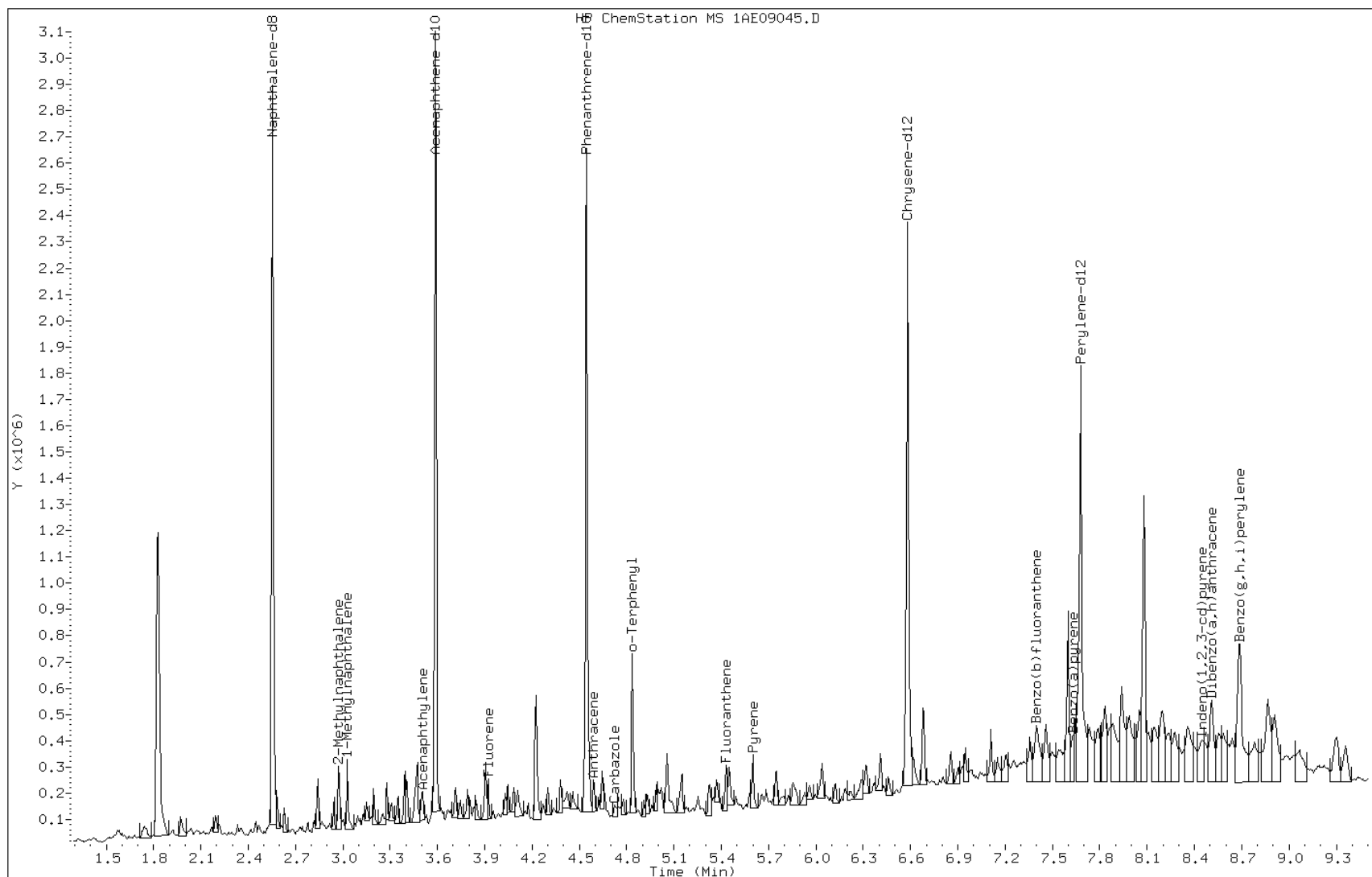
Date: 09-MAY-2013 21:25

Client ID: CV1322B-CS

Instrument: BSMA5973.i

Sample Info: 680-89985-a-26-a

Operator: SCC



Data File: 1AE09045.D

Date: 09-MAY-2013 21:25

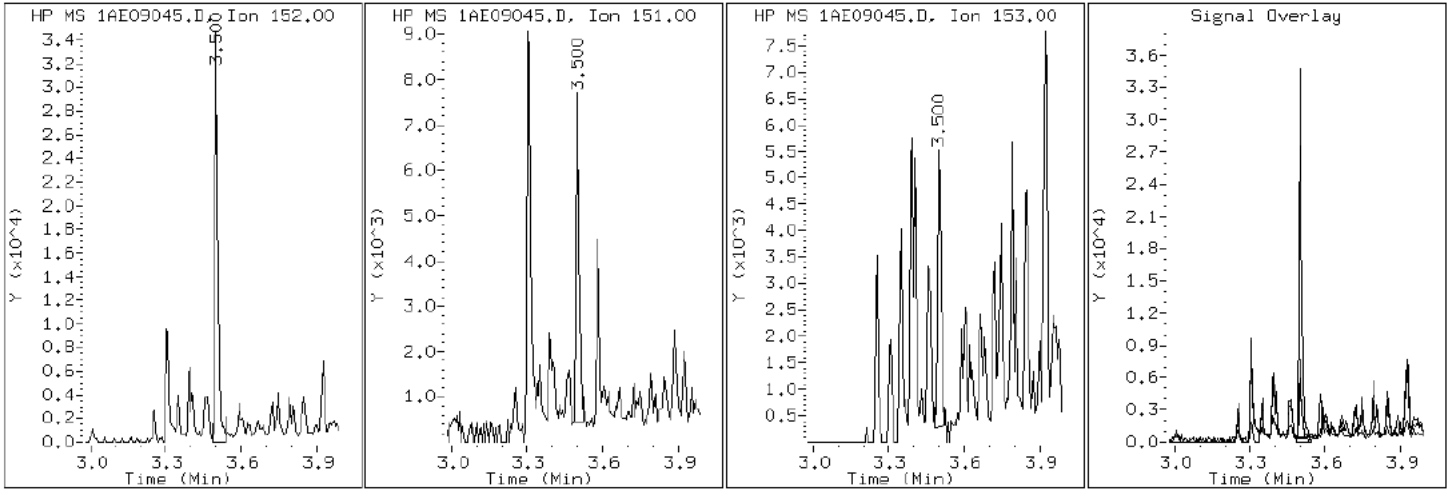
Client ID: CV1322B-CS

Instrument: BSMA5973.i

Sample Info: 680-89985-a-26-a

Operator: SCC

5 Acenaphthylene



Data File: 1AE09045.D

Date: 09-MAY-2013 21:25

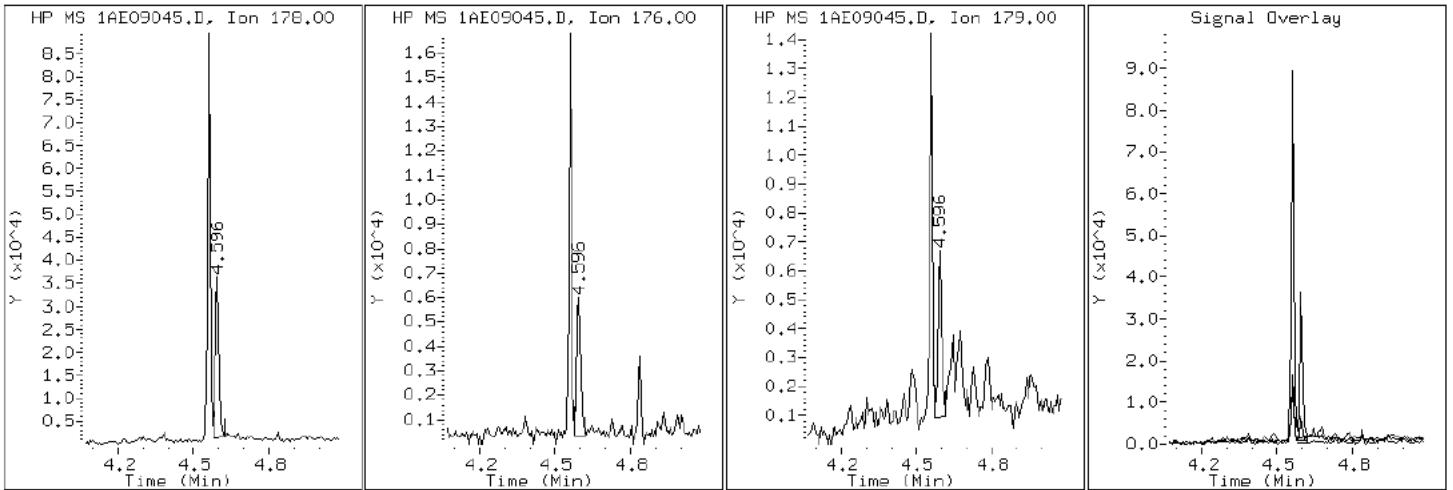
Client ID: CV1322B-CS

Instrument: BSMA5973.i

Sample Info: 680-89985-a-26-a

Operator: SCC

12 Anthracene



Data File: 1AE09045.D

Date: 09-MAY-2013 21:25

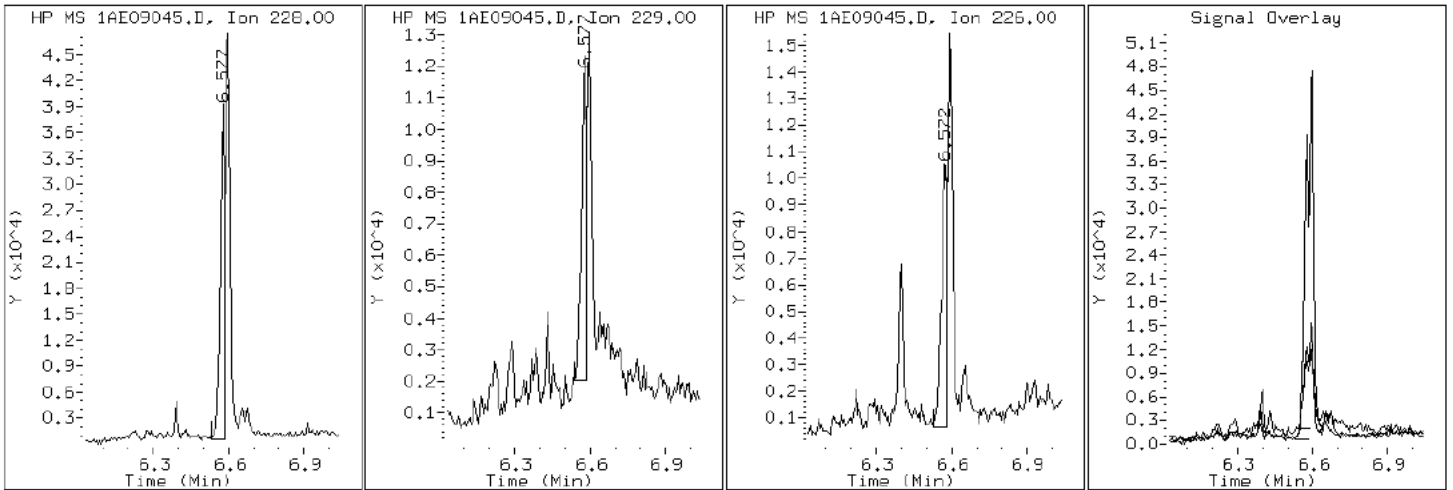
Client ID: CV1322B-CS

Instrument: BSMA5973.i

Sample Info: 680-89985-a-26-a

Operator: SCC

17 Benzo(a)anthracene



Data File: 1AE09045.D

Date: 09-MAY-2013 21:25

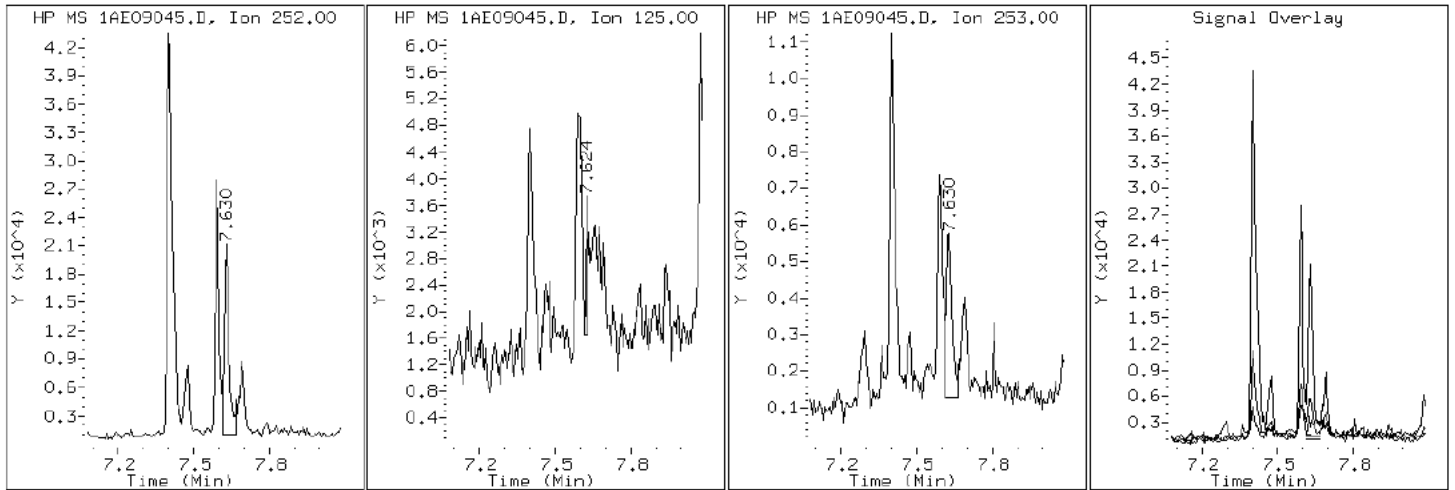
Client ID: CV1322B-CS

Instrument: BSMA5973.i

Sample Info: 680-89985-a-26-a

Operator: SCC

22 Benzo(a)pyrene



Data File: 1AE09045.D

Date: 09-MAY-2013 21:25

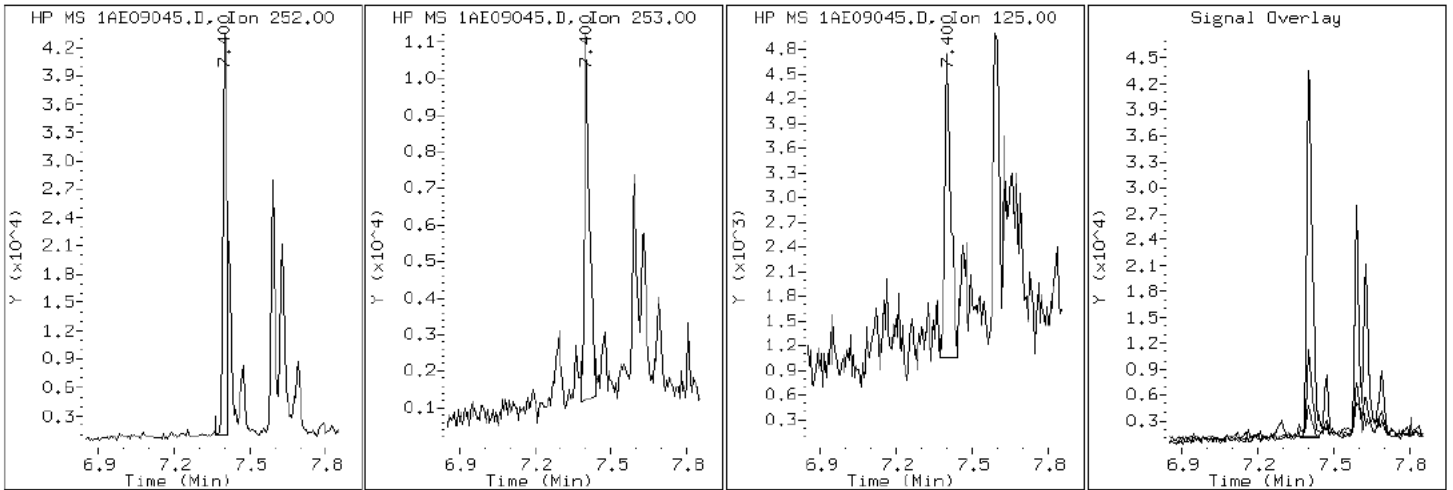
Client ID: CV1322B-CS

Instrument: BSMA5973.i

Sample Info: 680-89985-a-26-a

Operator: SCC

20 Benzo (b) fluoranthene



Data File: 1AE09045.D

Date: 09-MAY-2013 21:25

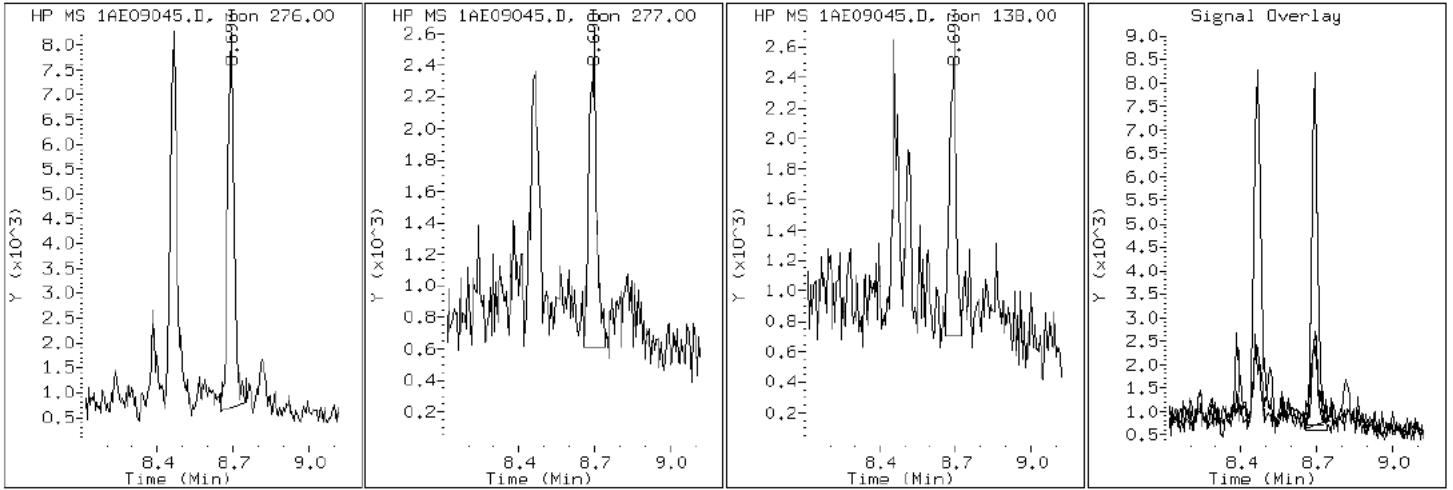
Client ID: CV1322B-CS

Instrument: BSMA5973.i

Sample Info: 680-89985-a-26-a

Operator: SCC

26 Benzo(g,h,i)perylene



Data File: 1AE09045.D

Date: 09-MAY-2013 21:25

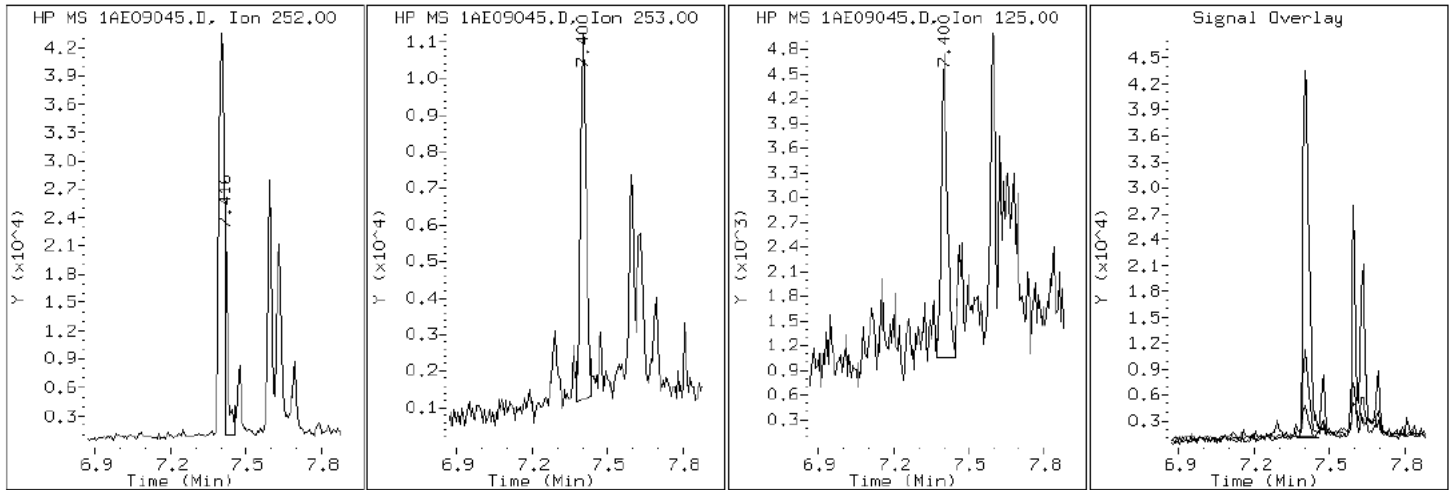
Client ID: CV1322B-CS

Instrument: BSMA5973.i

Sample Info: 680-89985-a-26-a

Operator: SCC

21 Benzo(k)fluoranthene



Data File: 1AE09045.D

Date: 09-MAY-2013 21:25

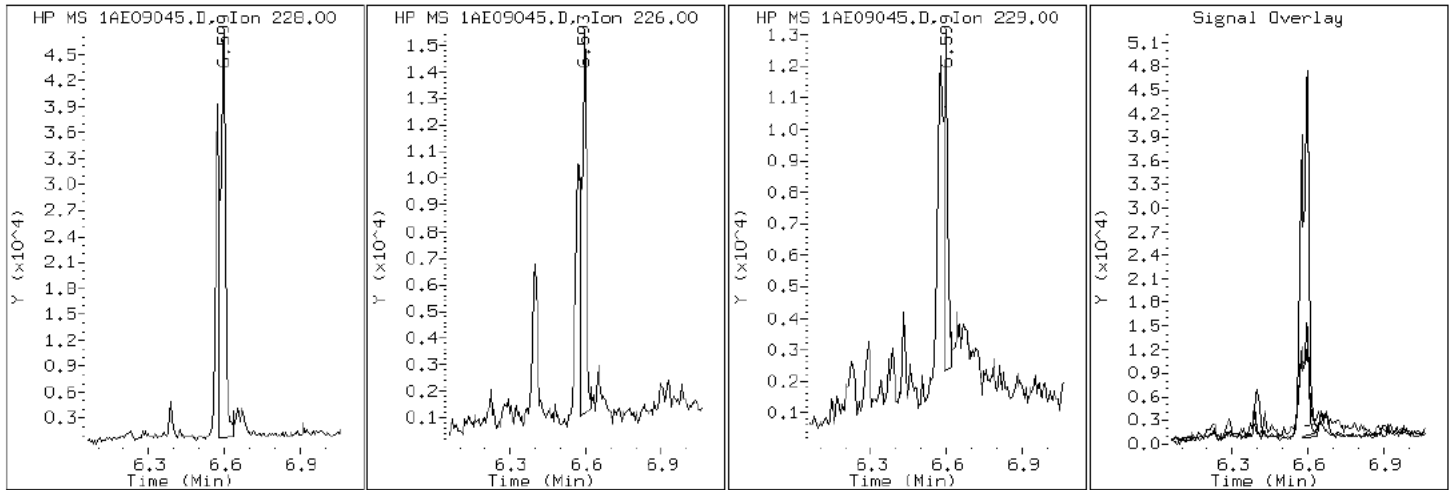
Client ID: CV1322B-CS

Instrument: BSMA5973.i

Sample Info: 680-89985-a-26-a

Operator: SCC

19 Chrysene



Data File: 1AE09045.D

Date: 09-MAY-2013 21:25

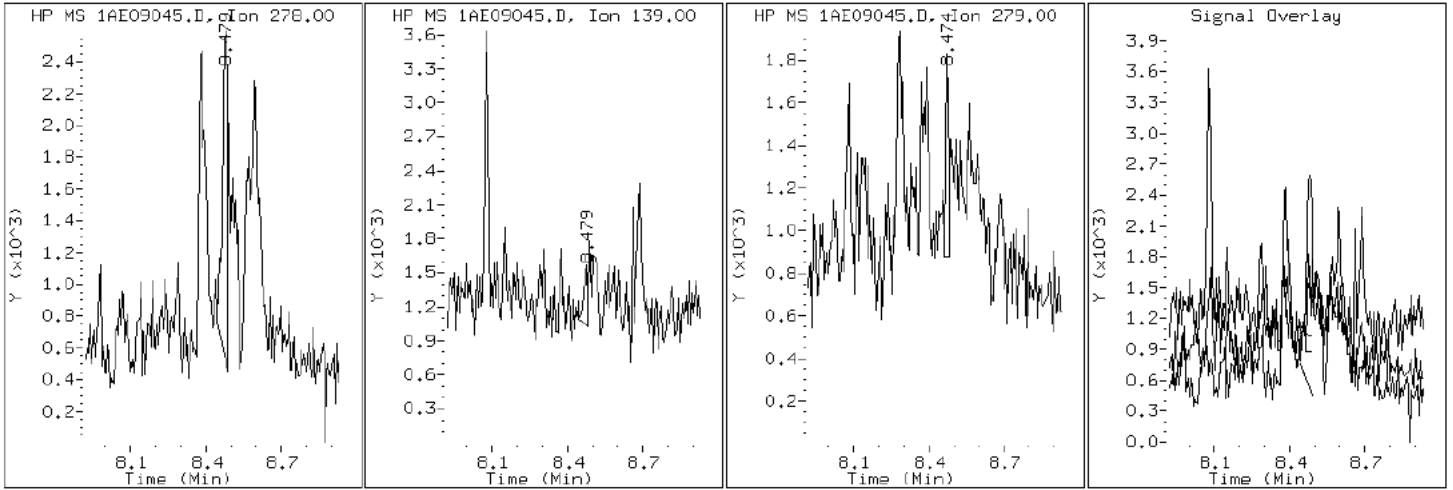
Client ID: CV1322B-CS

Instrument: BSMA5973.i

Sample Info: 680-89985-a-26-a

Operator: SCC

25 Dibenzo (a,h) anthracene



Data File: 1AE09045.D

Date: 09-MAY-2013 21:25

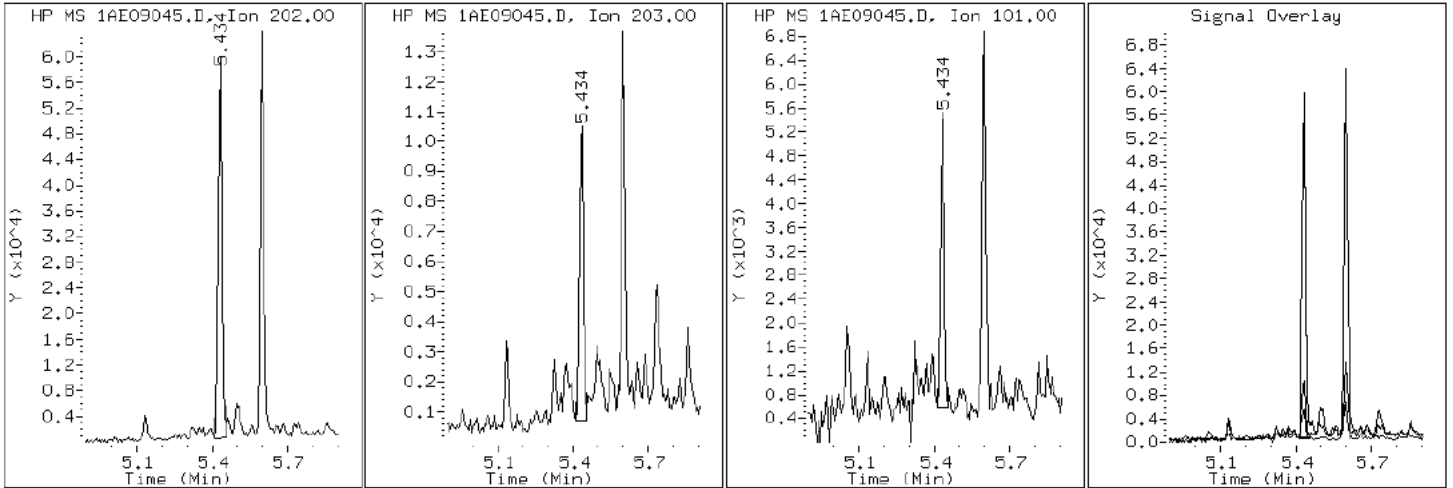
Client ID: CV1322B-CS

Instrument: BSMA5973.i

Sample Info: 680-89985-a-26-a

Operator: SCC

15 Fluoranthene



Data File: 1AE09045.D

Date: 09-MAY-2013 21:25

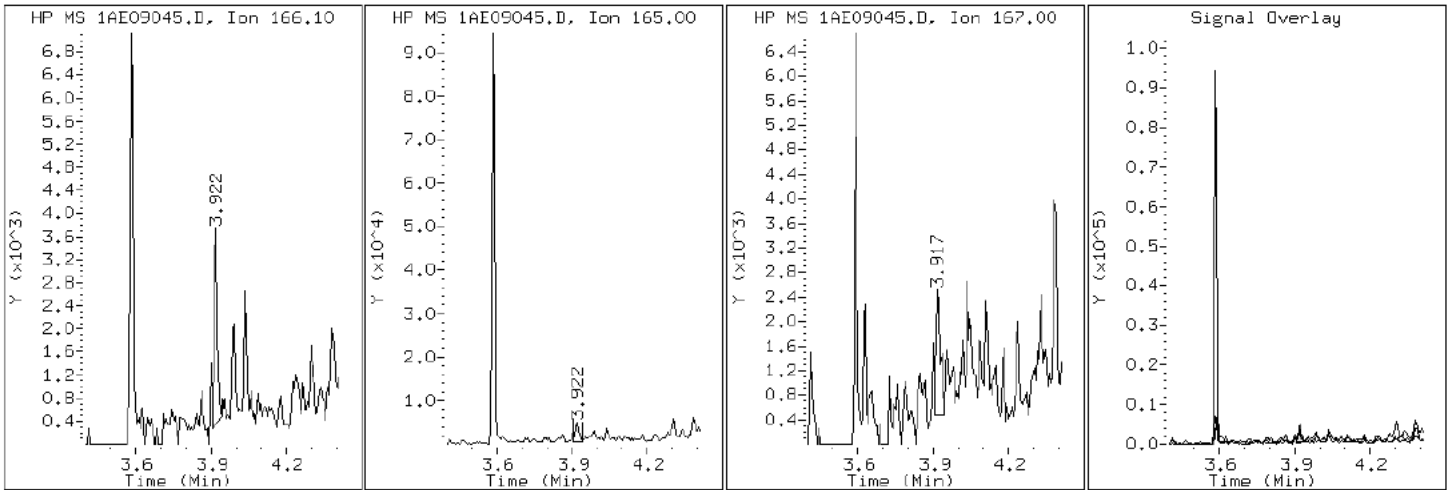
Client ID: CV1322B-CS

Instrument: BSMA5973.i

Sample Info: 680-89985-a-26-a

Operator: SCC

9 Fluorene



Data File: 1AE09045.D

Date: 09-MAY-2013 21:25

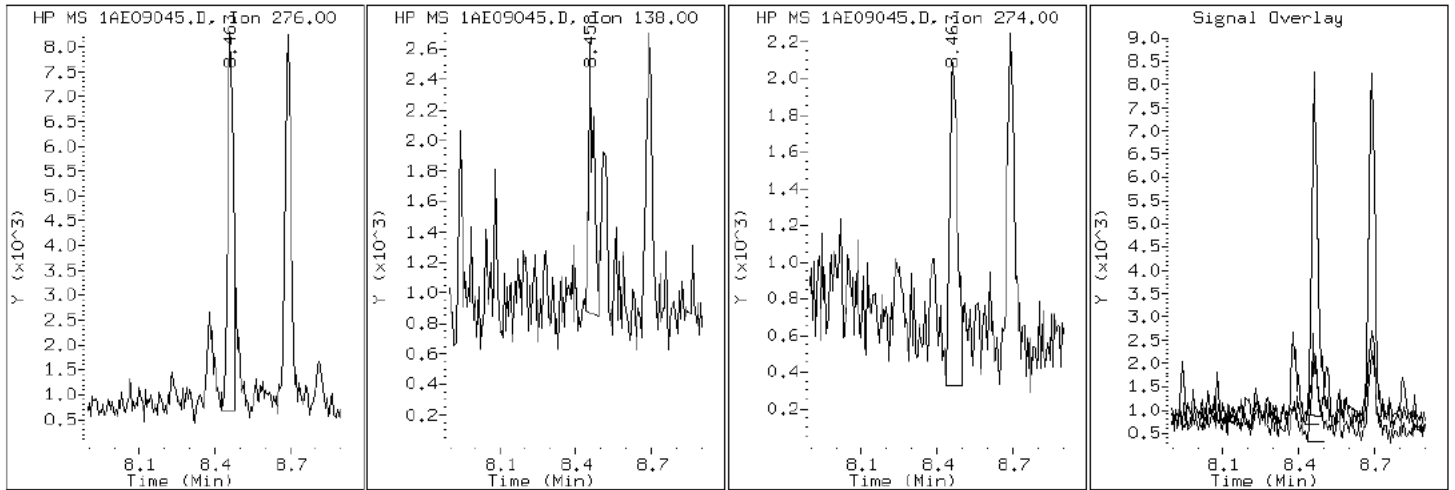
Client ID: CV1322B-CS

Instrument: BSMA5973.i

Sample Info: 680-89985-a-26-a

Operator: SCC

24 Indeno(1,2,3-cd)pyrene



Data File: 1AE09045.D

Date: 09-MAY-2013 21:25

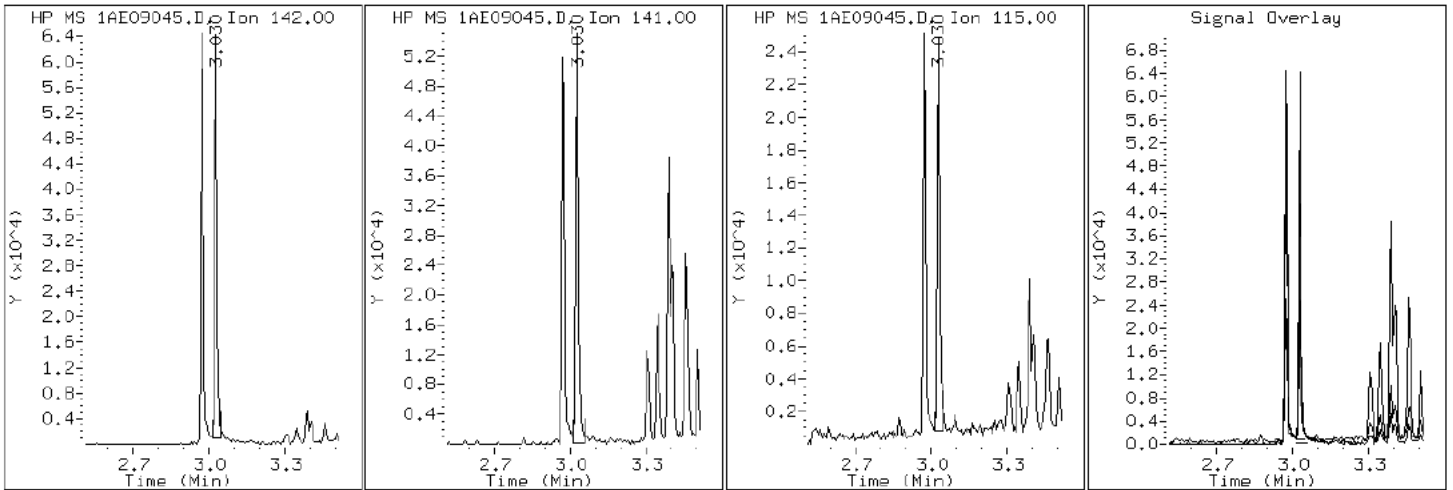
Client ID: CV1322B-CS

Instrument: BSMA5973.i

Sample Info: 680-89985-a-26-a

Operator: SCC

4 1-Methylnaphthalene



Data File: 1AE09045.D

Date: 09-MAY-2013 21:25

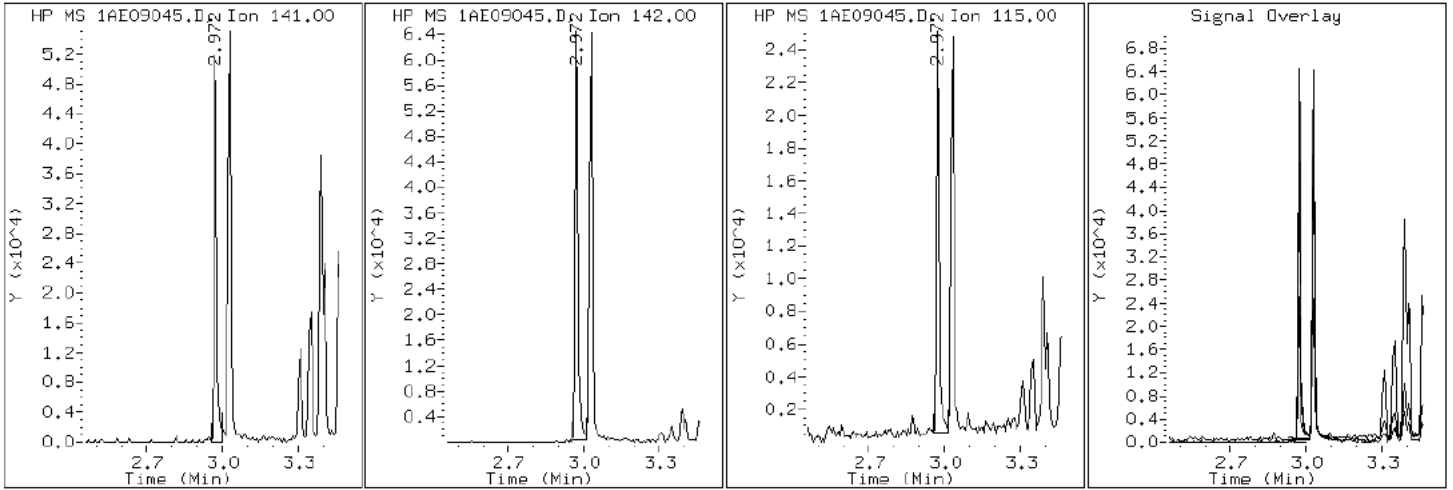
Client ID: CV1322B-CS

Instrument: BSMA5973.i

Sample Info: 680-89985-a-26-a

Operator: SCC

3 2-Methylnaphthalene



Data File: 1AE09045.D

Date: 09-MAY-2013 21:25

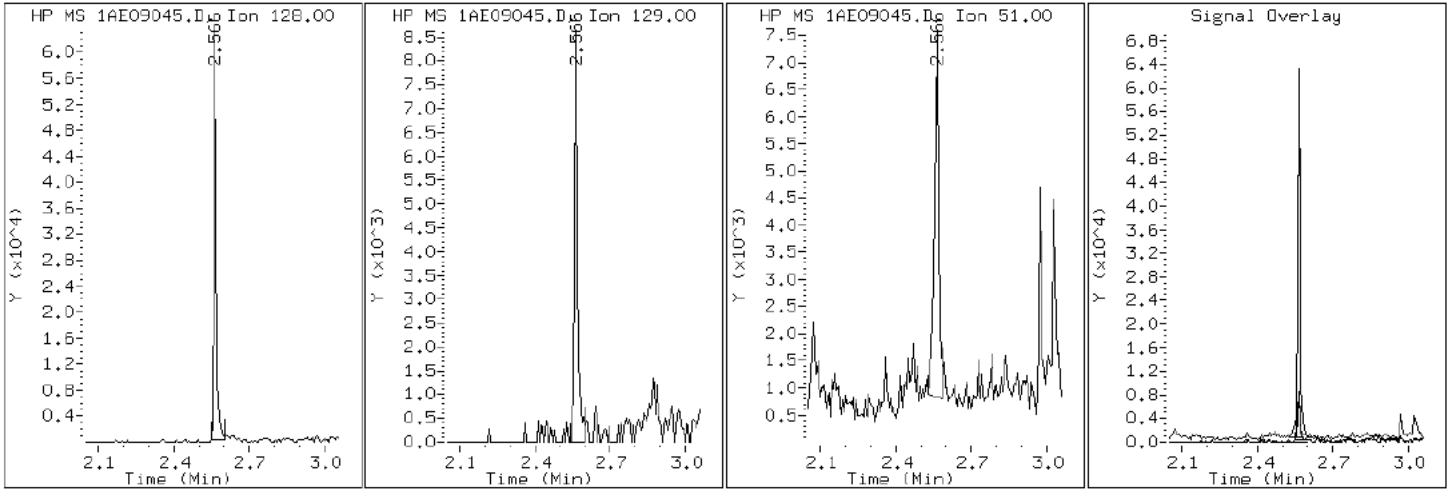
Client ID: CV1322B-CS

Instrument: BSMA5973.i

Sample Info: 680-89985-a-26-a

Operator: SCC

2 Naphthalene



Data File: 1AE09045.D

Date: 09-MAY-2013 21:25

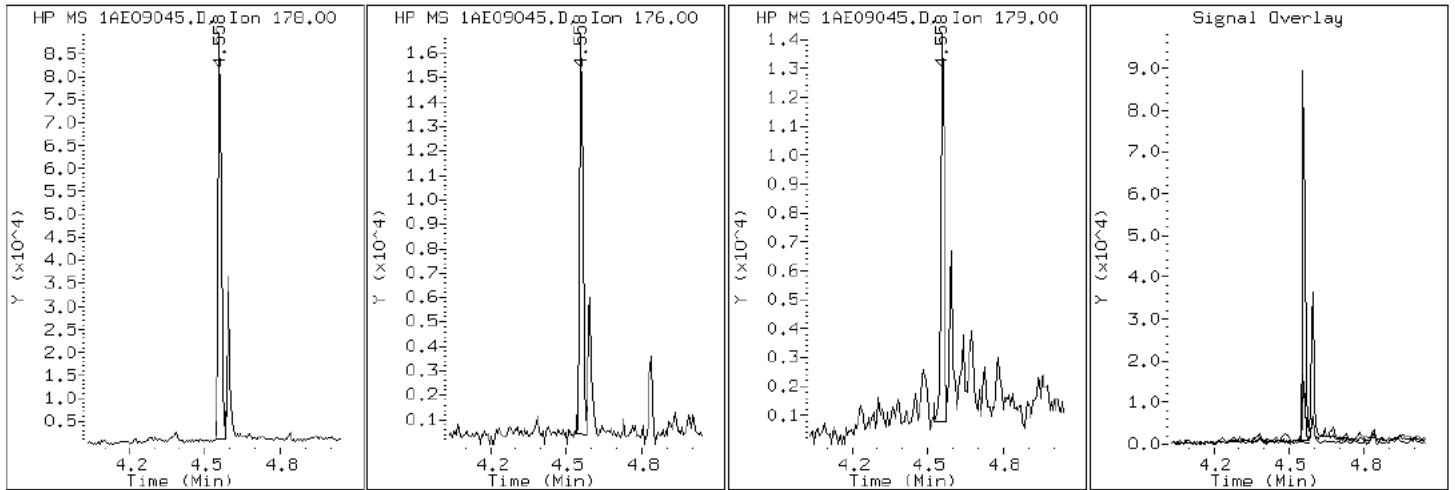
Client ID: CV1322B-CS

Instrument: BSMA5973.i

Sample Info: 680-89985-a-26-a

Operator: SCC

11 Phenanthrene



Data File: 1AE09045.D

Date: 09-MAY-2013 21:25

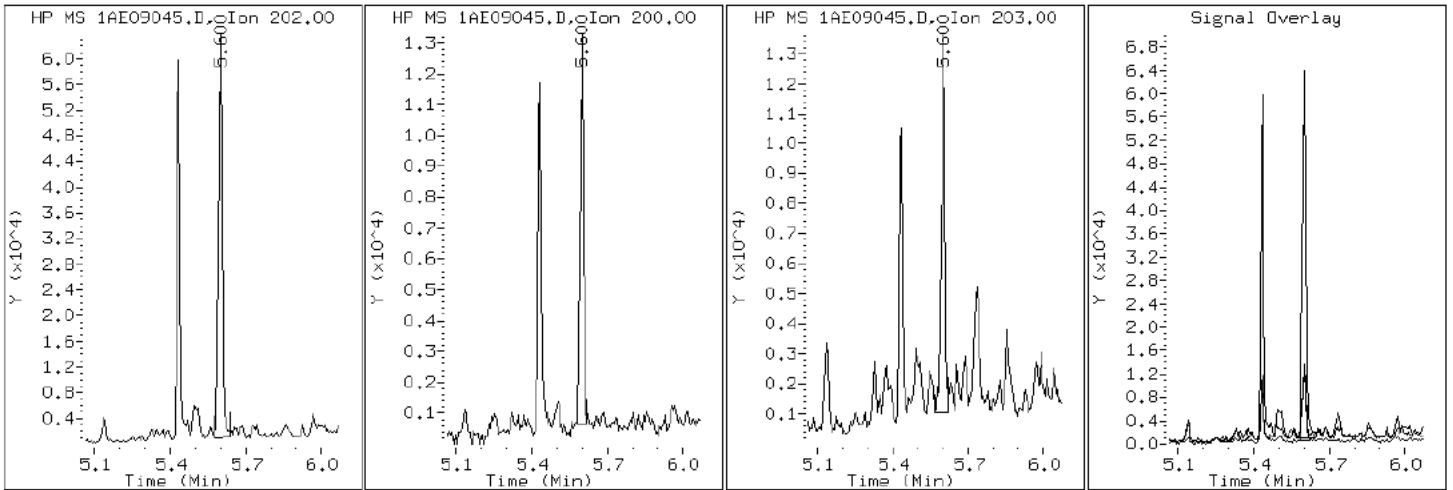
Client ID: CV1322B-CS

Instrument: BSMA5973.i

Sample Info: 680-89985-a-26-a

Operator: SCC

16 Pyrene

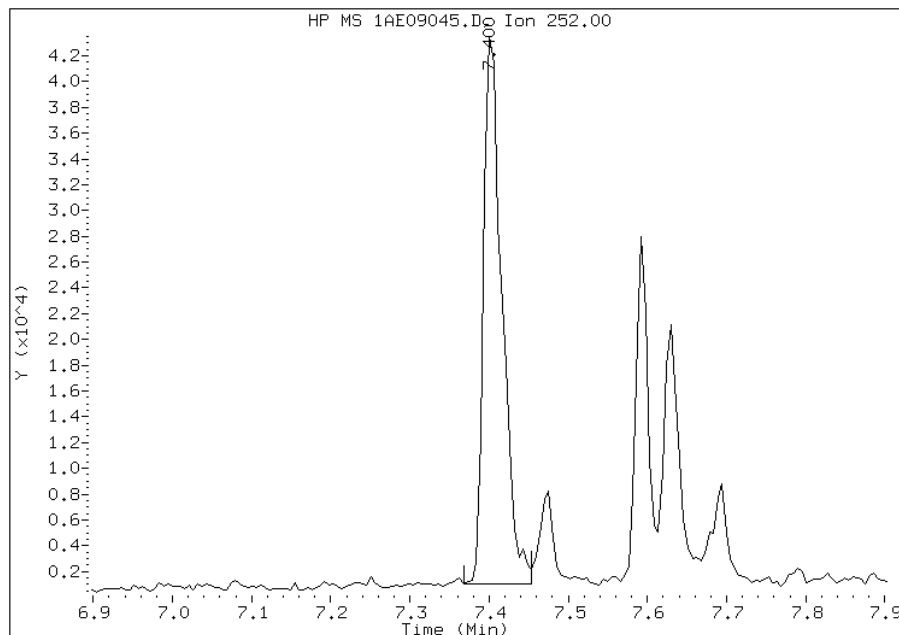


Manual Integration Report

Data File: 1AE09045.D
Inj. Date and Time: 09-MAY-2013 21:25
Instrument ID: BSMA5973.i
Client ID: CV1322B-CS
Compound: 20 Benzo(b)fluoranthene
CAS #: 205-99-2
Report Date: 05/10/2013

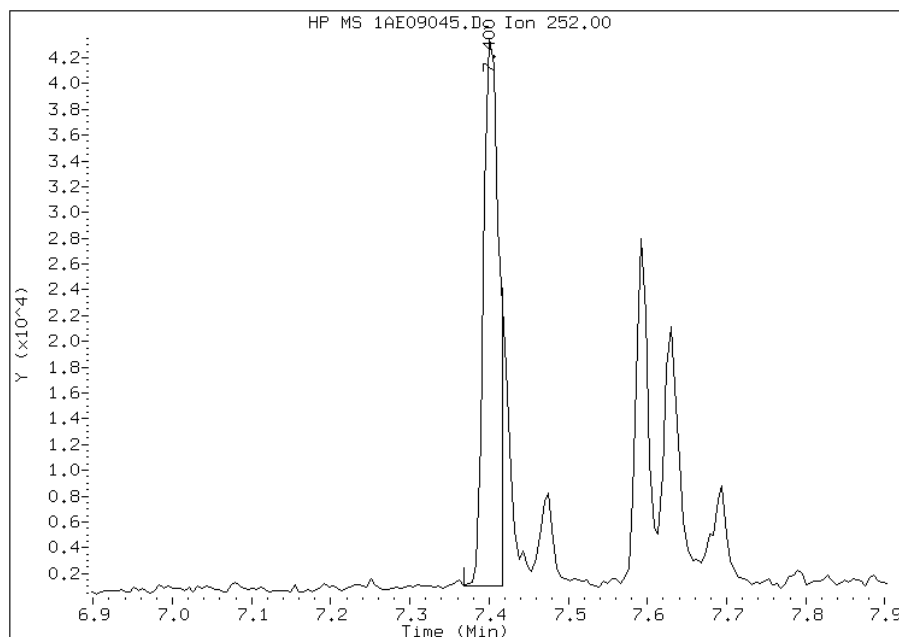
Processing Integration Results

RT: 7.40
Response: 68584
Amount: 5
Conc: 389



Manual Integration Results

RT: 7.40
Response: 56611
Amount: 4
Conc: 321



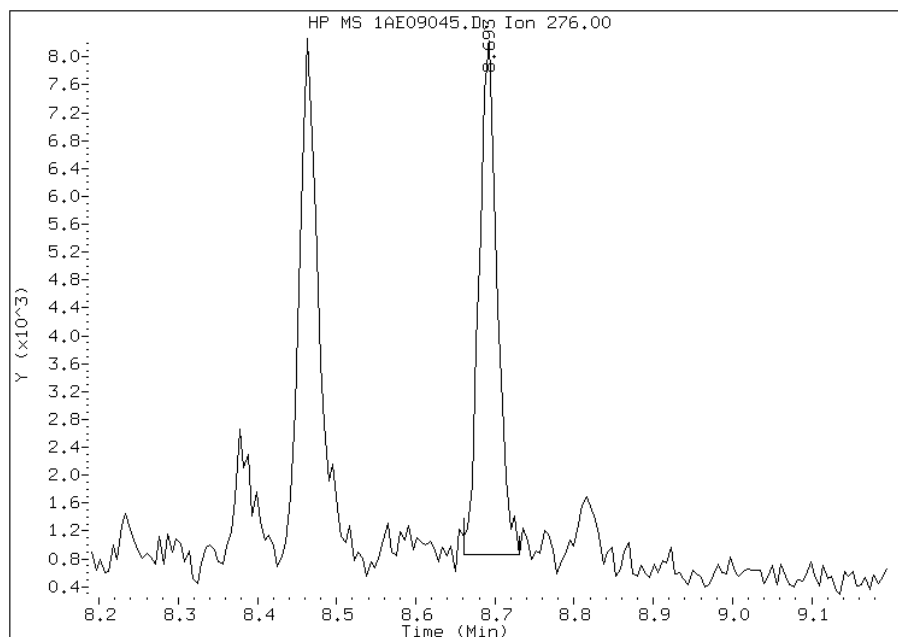
Manually Integrated By: cantins
Modification Date: 10-May-2013 13:39
Manual Integration Reason: Split Peak

Manual Integration Report

Data File: 1AE09045.D
Inj. Date and Time: 09-MAY-2013 21:25
Instrument ID: BSMA5973.i
Client ID: CV1322B-CS
Compound: 26 Benzo(g,h,i)perylene
CAS #: 191-24-2
Report Date: 05/10/2013

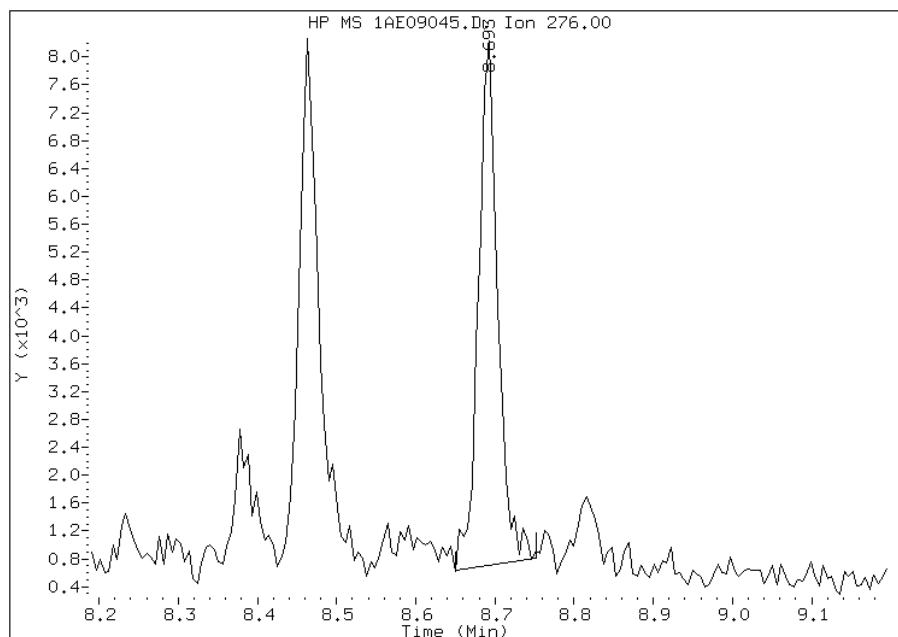
Processing Integration Results

RT: 8.69
Response: 11583
Amount: 1
Conc: 71



Manual Integration Results

RT: 8.69
Response: 12716
Amount: 1
Conc: 78



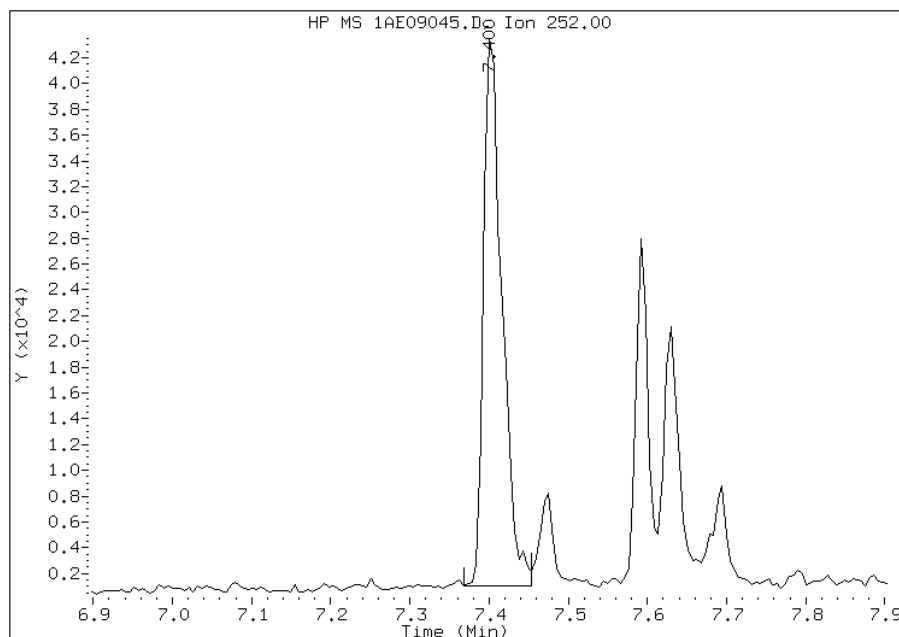
Manually Integrated By: cantins
Modification Date: 10-May-2013 13:39
Manual Integration Reason: Baseline Event

Manual Integration Report

Data File: 1AE09045.D
Inj. Date and Time: 09-MAY-2013 21:25
Instrument ID: BSMA5973.i
Client ID: CV1322B-CS
Compound: 21 Benzo(k)fluoranthene
CAS #: 207-08-9
Report Date: 05/10/2013

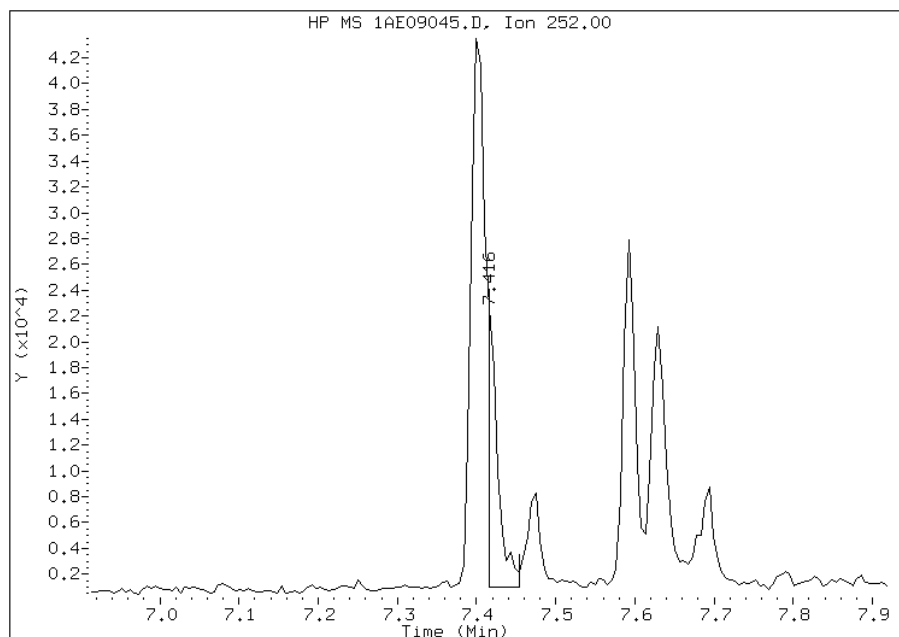
Processing Integration Results

RT: 7.40
Response: 68584
Amount: 4
Conc: 313



Manual Integration Results

RT: 7.42
Response: 19022
Amount: 1
Conc: 87



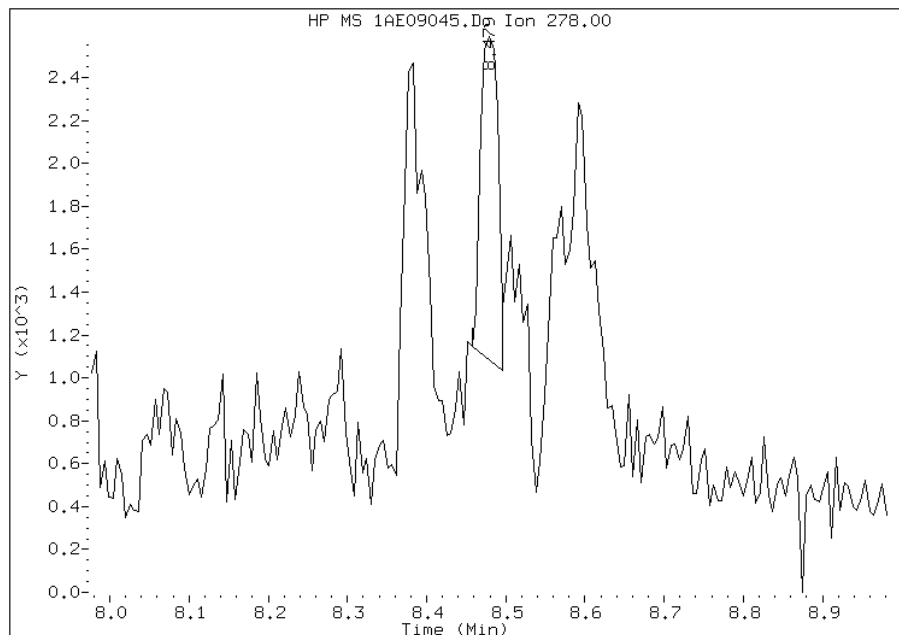
Manually Integrated By: cantins
Modification Date: 10-May-2013 13:39
Manual Integration Reason: Baseline Event

Manual Integration Report

Data File: 1AE09045.D
Inj. Date and Time: 09-MAY-2013 21:25
Instrument ID: BSMA5973.i
Client ID: CV1322B-CS
Compound: 25 Dibenzo(a,h)anthracene
CAS #: 53-70-3
Report Date: 05/10/2013

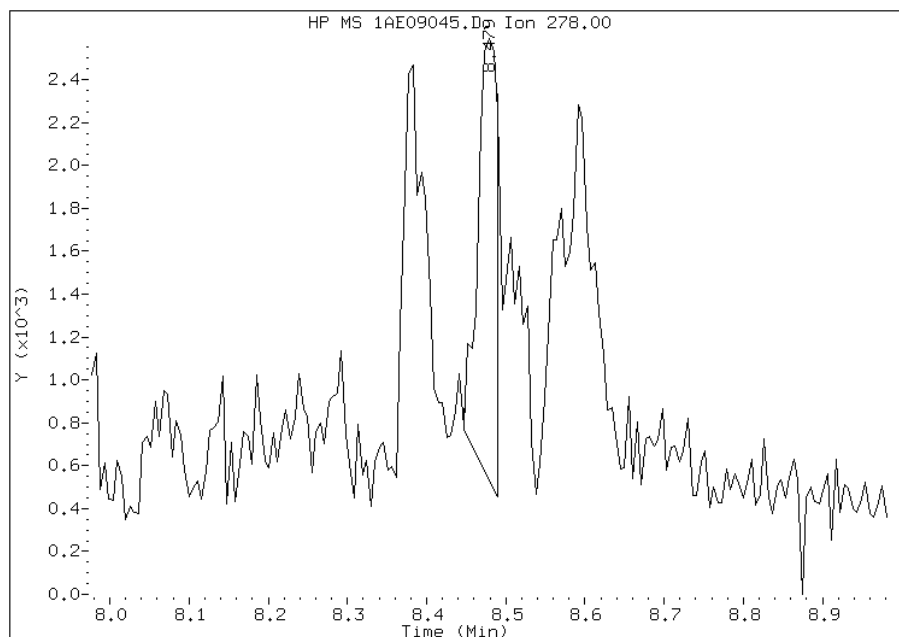
Processing Integration Results

RT: 8.48
Response: 2289
Amount: 0
Conc: 15



Manual Integration Results

RT: 8.48
Response: 3524
Amount: 0
Conc: 23



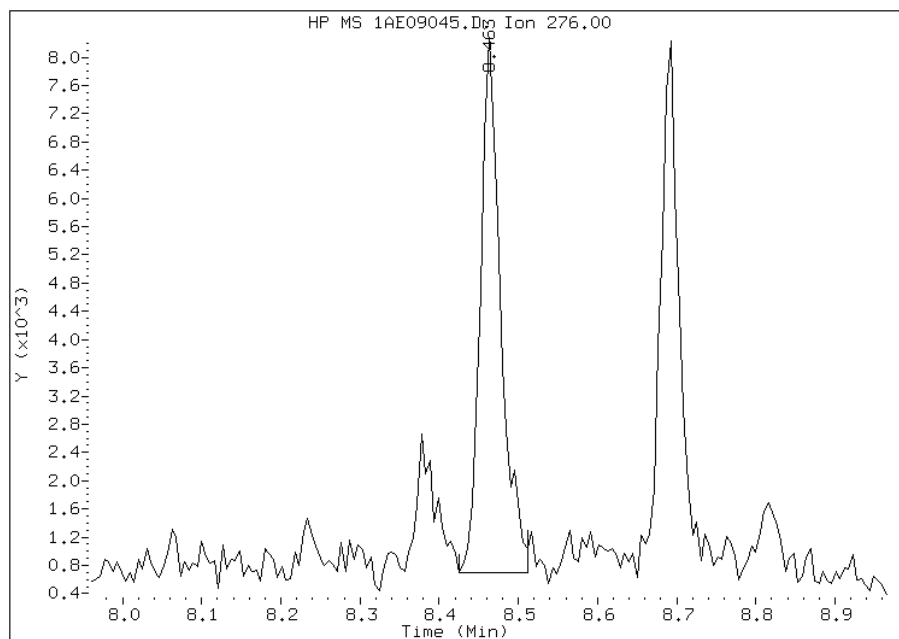
Manually Integrated By: cantins
Modification Date: 10-May-2013 13:40
Manual Integration Reason: Baseline Event

Manual Integration Report

Data File: 1AE09045.D
Inj. Date and Time: 09-MAY-2013 21:25
Instrument ID: BSMA5973.i
Client ID: CV1322B-CS
Compound: 24 Indeno(1,2,3-cd)pyrene
CAS #: 193-39-5
Report Date: 05/10/2013

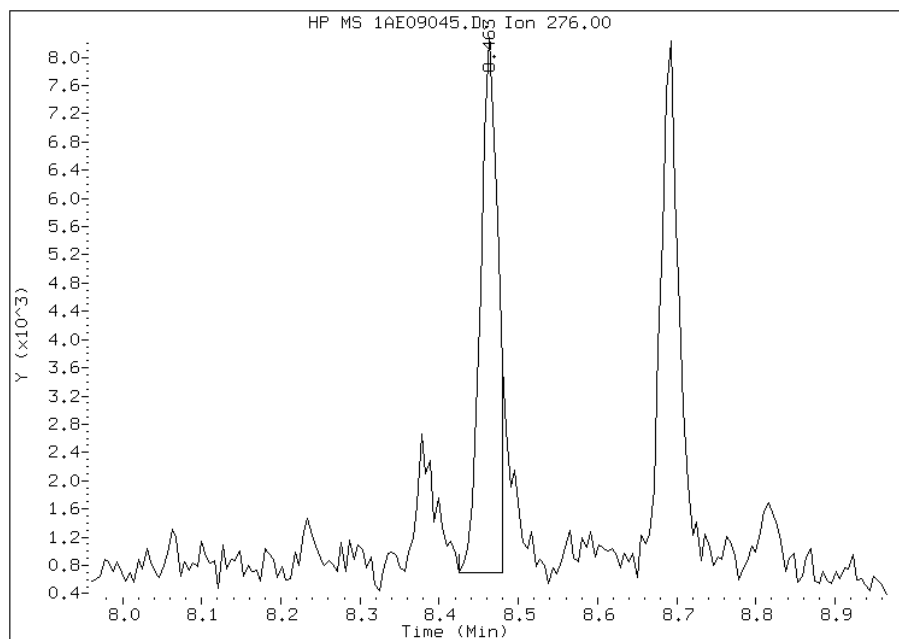
Processing Integration Results

RT: 8.46
Response: 13457
Amount: 1
Conc: 89



Manual Integration Results

RT: 8.46
Response: 11418
Amount: 1
Conc: 75



Manually Integrated By: cantins
Modification Date: 10-May-2013 13:40
Manual Integration Reason: Split Peak

FORM VI
GC/MS SEMI VOA INITIAL CALIBRATION DATA
INTERNAL STANDARD CURVE EVALUATION

Lab Name: TestAmerica Tampa Job No.: 680-89985-2 Analy Batch No.: 137156

SDG No.: 68089985-2

Instrument ID: BSMA5973 GC Column: DB-5MS ID: 250 (um) Heated Purge: (Y/N) N

Calibration Start Date: 05/06/2013 10:40 Calibration End Date: 05/06/2013 11:56 Calibration ID: 2952

Calibration Files:

LEVEL:	LAB SAMPLE ID:	LAB FILE ID:
Level 1	IC 660-137156/4	1AE06004.D
Level 2	IC 660-137156/5	1AE06005.D
Level 3	IC 660-137156/6	1AE06006.D
Level 4	IC 660-137156/7	1AE06007.D
Level 5	IC 660-137156/8	1AE06008.D
Level 6	IC 660-137156/9	1AE06009.D

ANALYTE	RRF					CURVE TYPE	COEFFICIENT			#	MIN RRF	%RSD	#	MAX %RSD	R^2 OR COD	#	MIN R^2 OR COD
	LVL 1 LVL 6	LVL 2	LVL 3	LVL 4	LVL 5		B	M1	M2								
Naphthalene	0.8667 0.9221	0.9548	0.9617	0.9647	0.9728	Ave		0.9420			0.0000	3.9		15.0			
2-Methylnaphthalene	0.4226 0.4918	0.4759	0.5039	0.4820	0.4877	Ave		0.4787			0.0000	5.5		15.0			
1-Methylnaphthalene	0.6029 0.5086	0.6310	0.5706	0.5768	0.5700	Ave		0.5738			0.0000	6.6		15.0			
Acenaphthylene	1.6019 1.8391	1.9272	1.9958	1.9528	1.8687	Ave		1.8796			0.0000	7.2		15.0			
Acenaphthene	1.2630 0.9794	1.1191	1.1012	1.0911	0.9775	Ave		1.0794			0.0000	9.2		15.0			
Fluorene	1.2150 1.1688	1.1543	1.2909	1.2296	1.2768	Ave		1.2301			0.0000	4.4		15.0			
Phenanthrene	1.0511 0.9551	0.9723	1.0218	0.9788	0.9545	Ave		0.9910			0.0000	3.6		15.0			
Anthracene	0.9704 1.0683	1.0287	1.1022	1.0731	1.0444	Ave		1.0556			0.0000	4.4		15.0			
Carbazole	0.8515 0.9411	0.9482	1.0434	0.9702	0.9294	Ave		0.9491			0.0000	6.0		15.0			
Fluoranthene	1.0295 1.1667	1.1345	1.1703	1.1455	1.1572	Ave		1.1400			0.0000	4.5		15.0			
Pyrene	1.1087 1.3212	1.2815	1.3443	1.3220	1.3081	Ave		1.2858			0.0000	6.2		15.0			
Benzo[a]anthracene	1.3182 1.1492	1.1011	1.0943	1.0418	1.0896	Ave		1.1242			0.0000	8.1		15.0			
Chrysene	1.3983 1.1822	1.3391	1.2785	1.2693	1.1997	Ave		1.2649			0.0000	6.5		15.0			
Benzo[b]fluoranthene	0.9460 1.2055	0.9352	1.0620	0.9896	1.1918	Ave		1.0573			0.0000	10.4		15.0			
Benzo[k]fluoranthene	1.2427 1.2284	1.3188	1.3819	1.4106	1.2886	Ave		1.3116			0.0000	5.1		15.0			

Note: The m1 coefficient is the same as Ave RRF for an Ave curve type.

FORM VI
GC/MS SEMI VOA INITIAL CALIBRATION DATA
INTERNAL STANDARD CURVE EVALUATION

Lab Name: TestAmerica Tampa Job No.: 680-89985-2 Analy Batch No.: 137156

SDG No.: 68089985-2

Instrument ID: BSMA5973 GC Column: DB-5MS ID: 250 (um) Heated Purge: (Y/N) N

Calibration Start Date: 05/06/2013 10:40 Calibration End Date: 05/06/2013 11:56 Calibration ID: 2952

ANALYTE	RRF					CURVE TYPE	COEFFICIENT			#	MIN RRF	%RSD	#	MAX %RSD	R^2 OR COD	#	MIN R^2 OR COD
	LVL 1 LVL 6	LVL 2	LVL 3	LVL 4	LVL 5		B	M1	M2								
Benzo[a]pyrene	1.0150 1.1371	0.9655	1.0919	1.1043	1.1614	Ave		1.0858			0.0000	6.5	15.0				
Indeno[1,2,3-cd]pyrene	0.8009 1.0467	0.7678	0.8798	0.9074	0.9847	Ave		0.9096			0.0000	11.2	15.0				
Dibenz(a,h)anthracene	0.8250 0.9774	0.9059	0.9919	0.9399	0.9663	Ave		0.9324			0.0000	6.1	15.0				
Benzo[g,h,i]perylene	0.9050 1.0138	0.9652	1.0307	0.9710	1.0040	Ave		0.9782			0.0000	4.3	15.0				
o-Terphenyl	0.5850 0.5366	0.5762	0.6000	0.5836	0.5515	Ave		0.5725			0.0000	3.8	15.0				

Note: The m1 coefficient is the same as Ave RRF for an Ave curve type.

FORM VI
GC/MS SEMI VOA INITIAL CALIBRATION DATA
INTERNAL STANDARD RESPONSE AND CONCENTRATION

Lab Name: TestAmerica Tampa Job No.: 680-89985-2 Analy Batch No.: 137156

SDG No.: 68089985-2

Instrument ID: BSMA5973 GC Column: DB-5MS ID: 250 (um) Heated Purge: (Y/N) N

Calibration Start Date: 05/06/2013 10:40 Calibration End Date: 05/06/2013 11:56 Calibration ID: 2952

Calibration Files:

LEVEL:	LAB SAMPLE ID:	LAB FILE ID:
Level 1	IC 660-137156/4	1AE06004.D
Level 2	IC 660-137156/5	1AE06005.D
Level 3	IC 660-137156/6	1AE06006.D
Level 4	IC 660-137156/7	1AE06007.D
Level 5	IC 660-137156/8	1AE06008.D
Level 6	IC 660-137156/9	1AE06009.D

ANALYTE	IS REF	CURVE TYPE	RESPONSE					CONCENTRATION (UG/ML)				
			LVL 1 LVL 6	LVL 2	LVL 3	LVL 4	LVL 5	LVL 1 LVL 6	LVL 2	LVL 3	LVL 4	LVL 5
Naphthalene	NPT	Ave	5529 1397244	28538	156392	301663	837016	0.200 50.0	1.00	5.00	10.0	30.0
2-Methylnaphthalene	NPT	Ave	2696 745285	14225	81952	150716	419604	0.200 50.0	1.00	5.00	10.0	30.0
1-Methylnaphthalene	NPT	Ave	3846 770690	18860	92797	180349	490403	0.200 50.0	1.00	5.00	10.0	30.0
Acenaphthylene	ANT	Ave	5213 1396662	29650	156651	305312	801835	0.200 50.0	1.00	5.00	10.0	30.0
Acenaphthene	ANT	Ave	4110 743745	17218	86437	170588	419418	0.200 50.0	1.00	5.00	10.0	30.0
Fluorene	ANT	Ave	3954 887590	17759	101320	192234	547833	0.200 50.0	1.00	5.00	10.0	30.0
Phenanthrene	PHN	Ave	5800 1241024	25196	136267	258887	711095	0.200 50.0	1.00	5.00	10.0	30.0
Anthracene	PHN	Ave	5355 1388133	26659	146994	283812	778079	0.200 50.0	1.00	5.00	10.0	30.0
Carbazole	PHN	Ave	4699 1222783	24572	139150	256614	692413	0.200 50.0	1.00	5.00	10.0	30.0
Fluoranthene	PHN	Ave	5681 1515990	29400	156066	302969	862141	0.200 50.0	1.00	5.00	10.0	30.0
Pyrene	CRY	Ave	5812 1521255	30866	169550	327292	882847	0.200 50.0	1.00	5.00	10.0	30.0
Benzo[a]anthracene	CRY	Ave	6910 1323236	26522	138014	257936	735367	0.200 50.0	1.00	5.00	10.0	30.0
Chrysene	CRY	Ave	7330 1361261	32255	161246	314241	809687	0.200 50.0	1.00	5.00	10.0	30.0
Benzo[b]fluoranthene	PRY	Ave	4707 1327571	21937	126343	236568	752076	0.200 50.0	1.00	5.00	10.0	30.0
Benzo[k]fluoranthene	PRY	Ave	6183 1352818	30936	164403	337219	813163	0.200 50.0	1.00	5.00	10.0	30.0
Benzo[a]pyrene	PRY	Ave	5050 1252292	22648	129901	263990	732885	0.200 50.0	1.00	5.00	10.0	30.0

FORM VI
GC/MS SEMI VOA INITIAL CALIBRATION DATA
INTERNAL STANDARD RESPONSE AND CONCENTRATION

Lab Name: TestAmerica Tampa Job No.: 680-89985-2 Analy Batch No.: 137156

SDG No.: 68089985-2

Instrument ID: BSMA5973 GC Column: DB-5MS ID: 250 (um) Heated Purge: (Y/N) N

Calibration Start Date: 05/06/2013 10:40 Calibration End Date: 05/06/2013 11:56 Calibration ID: 2952

ANALYTE	IS REF	CURVE TYPE	RESPONSE					CONCENTRATION (UG/ML)				
			LVL 1 LVL 6	LVL 2	LVL 3	LVL 4	LVL 5	LVL 1 LVL 6	LVL 2	LVL 3	LVL 4	LVL 5
Indeno[1,2,3-cd]pyrene	PRY	Ave	3985 1152680	18010	104666	216924	621385	0.200 50.0	1.00	5.00	10.0	30.0
Dibenz(a,h)anthracene	PRY	Ave	4105 1076428	21249	118003	224688	609787	0.200 50.0	1.00	5.00	10.0	30.0
Benzo[g,h,i]perylene	PRY	Ave	4503 1116517	22641	122623	232133	633546	0.200 50.0	1.00	5.00	10.0	30.0
o-Terphenyl	PHN	Ave	3228 697232	14933	80011	154345	410873	0.200 50.0	1.00	5.00	10.0	30.0

Curve Type Legend:

Ave = Average ISTD

TestAmerica Laboratories

Semivolatiles 8270C low level PAH

Data file : \\tam-chemsrv\chem\SM\BSMA5973.i\1A050613.b\1AE06004.D
 Lab Smp Id: IC-1531396
 Inj Date : 06-MAY-2013 10:40
 Operator : SCC
 Smp Info : IC-1531396
 Misc Info :
 Comment :
 Method : \\tam-chemsrv\chem\SM\BSMA5973.i\1A050613.b\1AE06004.D
 Meth Date : 06-May-2013 12:59 BSMA5973.i Quant Type: ISTD
 Cal Date : 06-MAY-2013 10:24 Cal File: 1AE06003.D
 Als bottle: 4 Calibration Sample, Level: 1
 Dil Factor: 1.00000
 Integrator: HP RTE Compound Sublist: pah.sub
 Target Version: 4.14
 Processing Host: TAM1000

Compounds	QUANT	SIG	AMOUNTS					ON-COL
			MASS	RT	EXP RT	REL RT	RESPONSE	
* 1 Naphthalene-d8	136		2.545	2.544	(1.000)	1275912	40.0000	
* 6 Acenaphthene-d10	164		3.571	3.575	(1.000)	650840	40.0000	
* 10 Phenanthrene-d10	188		4.517	4.520	(1.000)	1103640	40.0000	
\$ 14 o-Terphenyl	230		4.816	4.819	(1.066)	3228	0.20000	0.2043
* 18 Chrysene-d12	240		6.531	6.534	(1.000)	1048388	40.0000	
* 23 Perylene-d12	264		7.615	7.629	(1.000)	995106	40.0000	
2 Naphthalene	128		2.556	2.554	(1.004)	5529	0.20000	0.1840(Q)
3 2-Methylnaphthalene	141		2.962	2.960	(1.164)	2696	0.20000	0.1765
4 1-Methylnaphthalene	142		3.015	3.014	(1.185)	3846	0.20000	0.2101
5 Acenaphthylene	152		3.480	3.484	(0.975)	5213	0.20000	0.1704
7 Acenaphthene	154		3.587	3.591	(1.004)	4110	0.20000	0.2340
9 Fluorene	166		3.902	3.901	(1.093)	3954	0.20000	0.1975(T)
11 Phenanthrene	178		4.533	4.536	(1.004)	5800	0.20000	0.2121(M)
12 Anthracene	178		4.565	4.568	(1.011)	5355	0.20000	0.1838
13 Carbazole	167		4.704	4.702	(1.041)	4699	0.20000	0.1794(T)
15 Fluoranthene	202		5.393	5.396	(1.194)	5681	0.20000	0.1806(M)
16 Pyrene	202		5.558	5.562	(0.851)	5812	0.20000	0.1724
17 Benzo(a)anthracene	228		6.525	6.523	(0.999)	6910	0.20000	0.2345
19 Chrysene	228		6.547	6.550	(1.002)	7330	0.20000	0.2211
20 Benzo(b)fluoranthene	252		7.337	7.346	(0.964)	4707	0.20000	0.1789
21 Benzo(k)fluoranthene	252		7.353	7.368	(0.966)	6183	0.20000	0.1894(M)
22 Benzo(a)pyrene	252		7.567	7.576	(0.994)	5050	0.20000	0.1869
24 Indeno(1,2,3-cd)pyrene	276		8.363	8.388	(1.098)	3985	0.20000	0.1760
25 Dibenzo(a,h)anthracene	278		8.390	8.415	(1.102)	4105	0.20000	0.1769(T)
26 Benzo(g,h,i)perylene	276		8.577	8.602	(1.126)	4503	0.20000	0.1850(M)

QC Flag Legend

- T - Target compound detected outside RT window.
- Q - Qualifier signal failed the ratio test.
- M - Compound response manually integrated.

Data File: 1AE06004.D

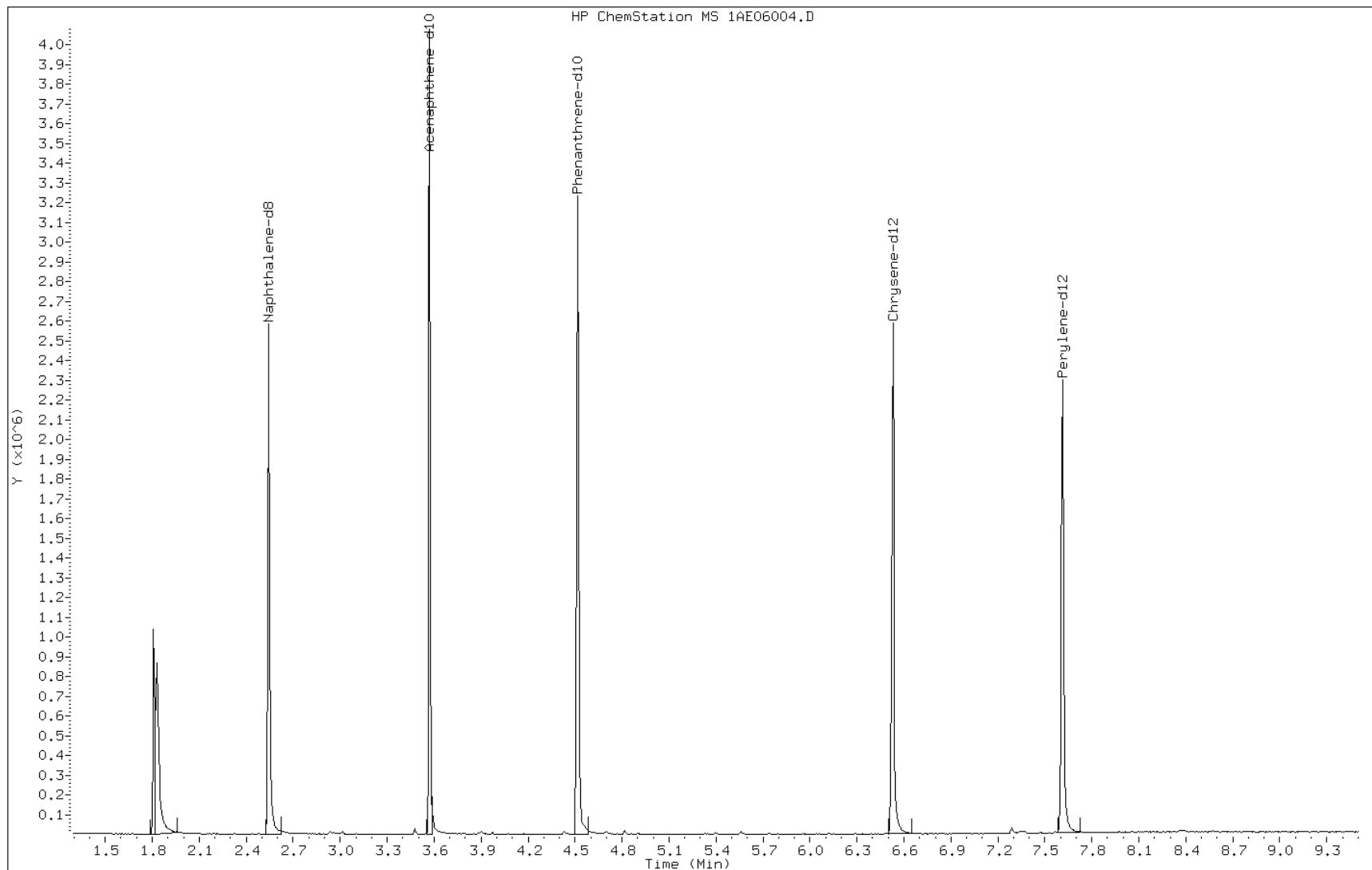
Date: 06-MAY-2013 10:40

Client ID:

Instrument: BSMA5973.i

Sample Info: IC-1531396

Operator: SCC

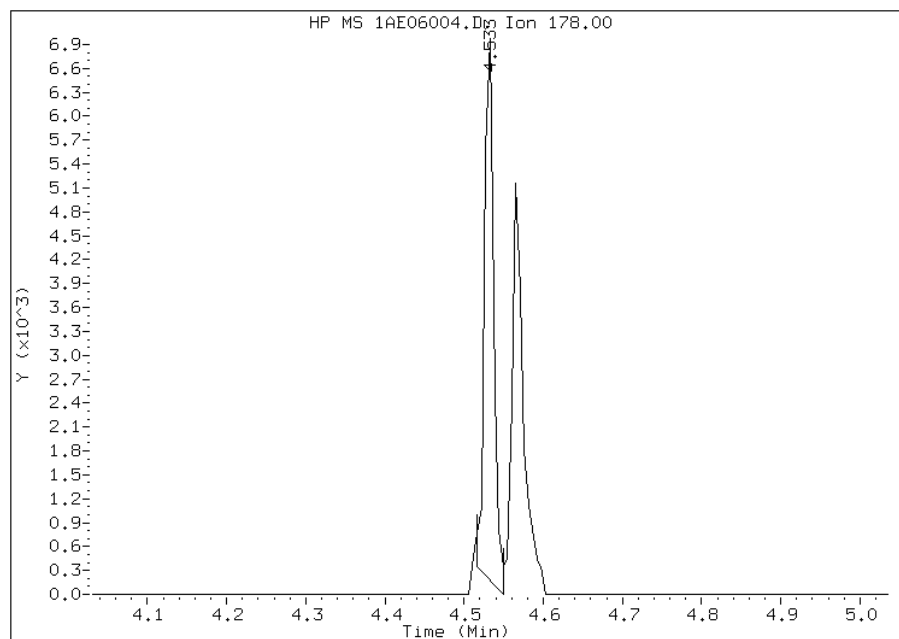


Manual Integration Report

Data File: 1AE06004.D
Inj. Date and Time: 06-MAY-2013 10:40
Instrument ID: BSMA5973.i
Client ID:
Compound: 11 Phenanthrene
CAS #: 85-01-8
Report Date: 05/06/2013

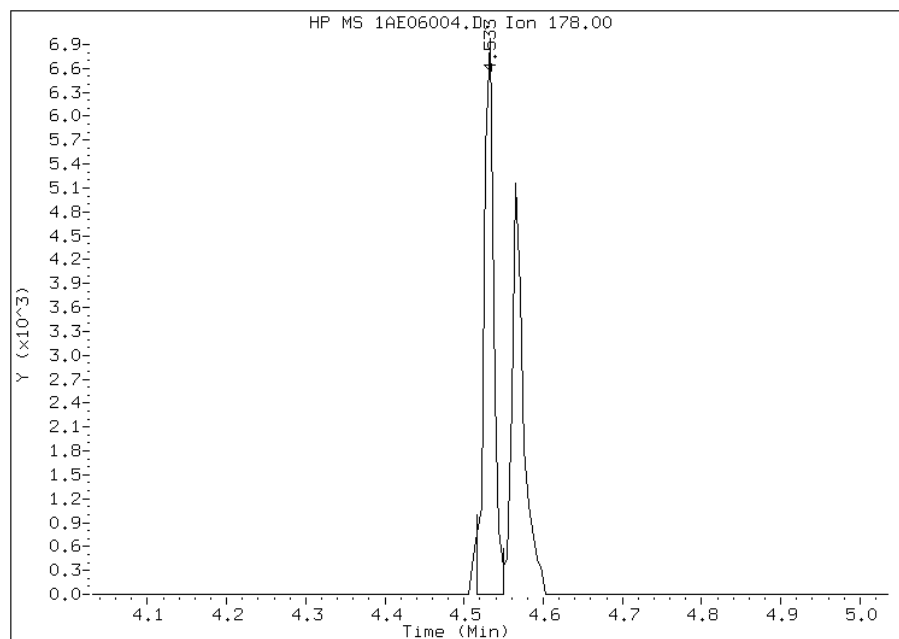
Processing Integration Results

RT: 4.53
Response: 5408
Amount: 0
Conc: 0



Manual Integration Results

RT: 4.53
Response: 5800
Amount: 0
Conc: 0



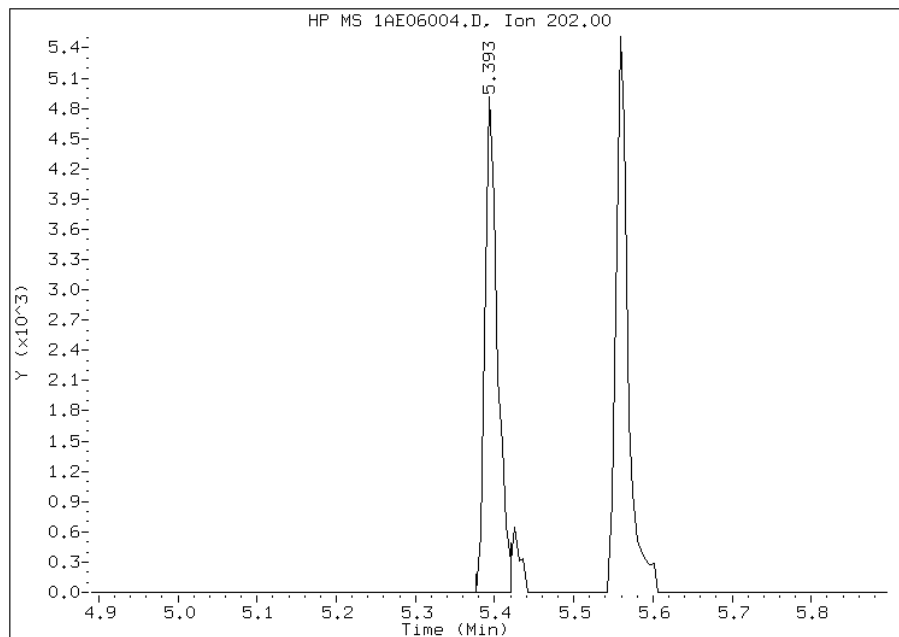
Manually Integrated By: cantins
Modification Date: 06-May-2013 12:53
Manual Integration Reason: Baseline Event

Manual Integration Report

Data File: 1AE06004.D
Inj. Date and Time: 06-MAY-2013 10:40
Instrument ID: BSMA5973.i
Client ID:
Compound: 15 Fluoranthene
CAS #: 206-44-0
Report Date: 05/06/2013

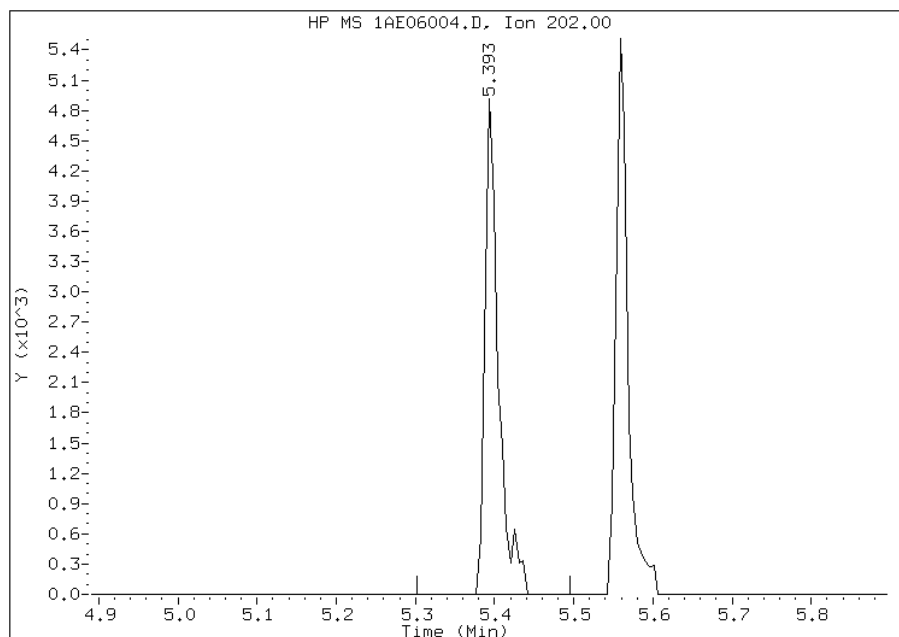
Processing Integration Results

RT: 5.39
Response: 5268
Amount: 0
Conc: 0



Manual Integration Results

RT: 5.39
Response: 5681
Amount: 0
Conc: 0



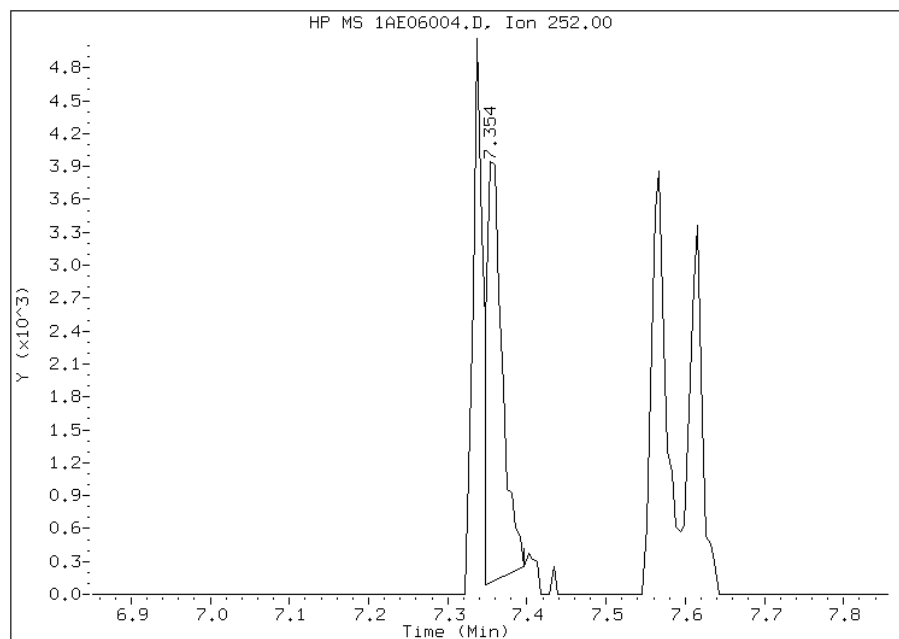
Manually Integrated By: cantins
Modification Date: 06-May-2013 12:53
Manual Integration Reason: Baseline Event

Manual Integration Report

Data File: 1AE06004.D
Inj. Date and Time: 06-MAY-2013 10:40
Instrument ID: BSMA5973.i
Client ID:
Compound: 21 Benzo(k)fluoranthene
CAS #: 207-08-9
Report Date: 05/06/2013

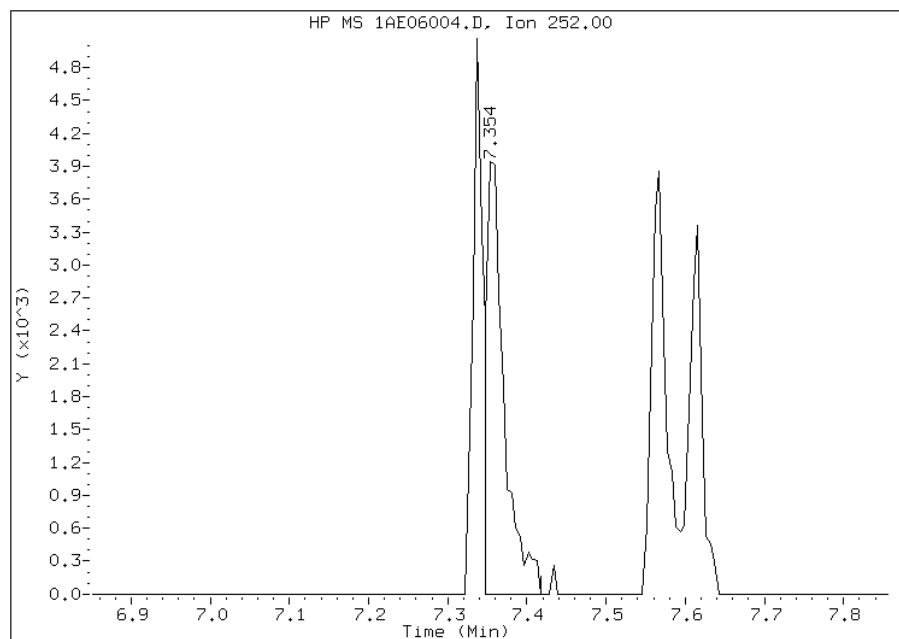
Processing Integration Results

RT: 7.35
Response: 5294
Amount: 0
Conc: 0



Manual Integration Results

RT: 7.35
Response: 6183
Amount: 0
Conc: 0



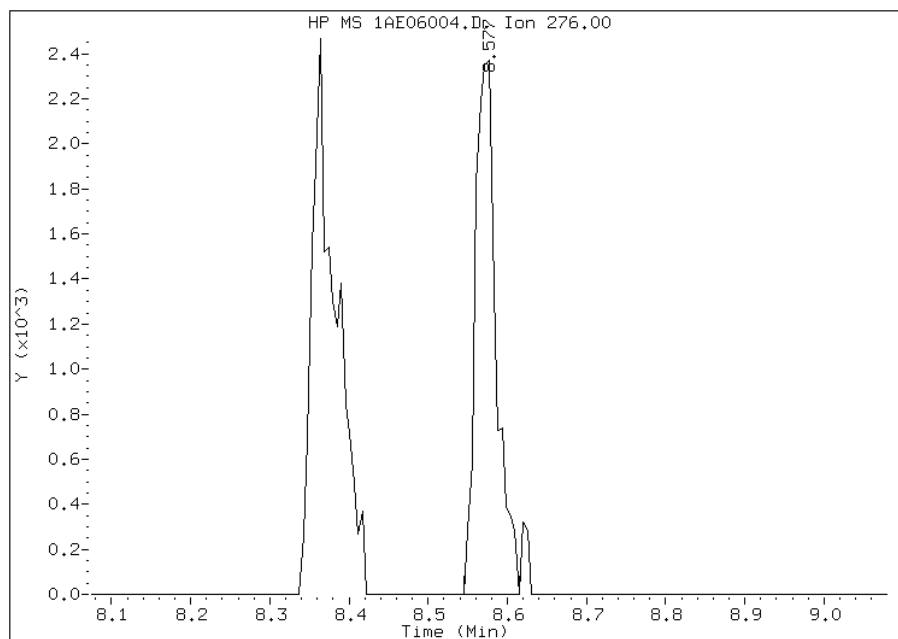
Manually Integrated By: cantins
Modification Date: 06-May-2013 12:54
Manual Integration Reason: Baseline Event

Manual Integration Report

Data File: 1AE06004.D
Inj. Date and Time: 06-MAY-2013 10:40
Instrument ID: BSMA5973.i
Client ID:
Compound: 26 Benzo(g,h,i)perylene
CAS #: 191-24-2
Report Date: 05/06/2013

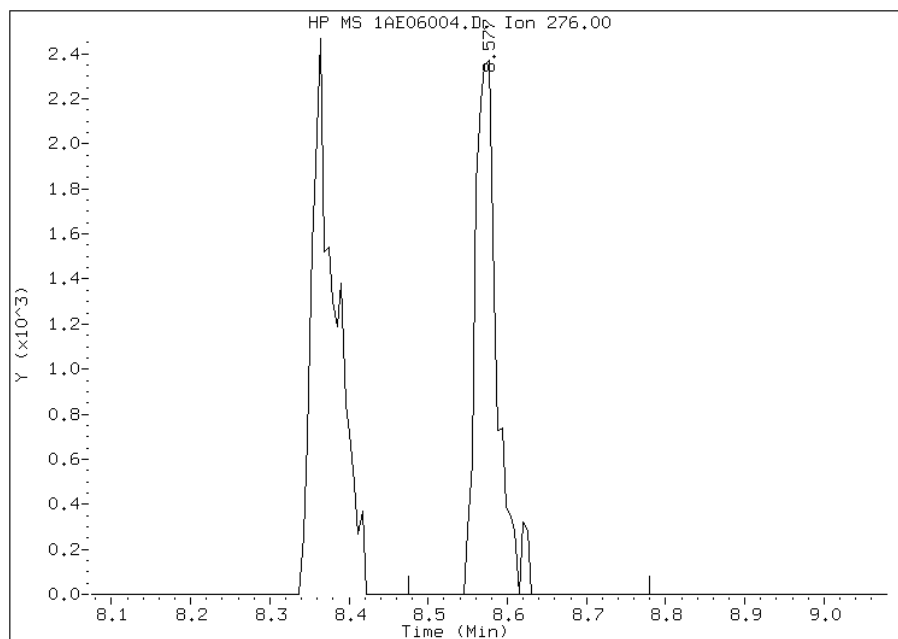
Processing Integration Results

RT: 8.58
Response: 4307
Amount: 0
Conc: 0



Manual Integration Results

RT: 8.58
Response: 4503
Amount: 0
Conc: 0



Manually Integrated By: cantins
Modification Date: 06-May-2013 12:54
Manual Integration Reason: Baseline Event

TestAmerica Laboratories

Semivolatile 8270C low level PAH

Data file : \\tam-chemsvr\chem\SM\BSMA5973.i\1A050613.b\1AE06005.D
 Lab Smp Id: IC-1531398
 Inj Date : 06-MAY-2013 10:56
 Operator : SCC
 Smp Info : IC-1531398
 Misc Info :
 Comment :
 Method : \\tam-chemsvr\chem\SM\BSMA5973.i\1A050613.b\a-bFASTPAHi-m.m
 Meth Date : 06-May-2013 12:59 BSMA5973.i Quant Type: ISTD
 Cal Date : 06-MAY-2013 10:40 Cal File: 1AE06004.D
 Als bottle: 5 Calibration Sample, Level: 2
 Dil Factor: 1.00000
 Integrator: HP RTE Compound Sublist: pah.sub
 Target Version: 4.14
 Processing Host: TAM1000

Compounds	QUANT SIG					AMOUNTS	
	MASS	RT	EXP RT	REL RT	RESPONSE	CAL-AMT (ug/ml)	ON-COL (ug/ml)
* 1 Naphthalene-d8	136	2.543	2.544	(1.000)	1195527	40.0000	
* 6 Acenaphthene-d10	164	3.568	3.575	(1.000)	615405	40.0000	
* 10 Phenanthrene-d10	188	4.519	4.520	(1.000)	1036602	40.0000	
\$ 14 o-Terphenyl	230	4.813	4.819	(1.065)	14933	1.00000	1.0065
* 18 Chrysene-d12	240	6.528	6.534	(1.000)	963465	40.0000	
* 23 Perylene-d12	264	7.612	7.629	(1.000)	938287	40.0000	
2 Naphthalene	128	2.553	2.554	(1.004)	28538	1.00000	1.0136
3 2-Methylnaphthalene	141	2.959	2.960	(1.164)	14225	1.00000	0.9941
4 1-Methylnaphthalene	142	3.013	3.014	(1.185)	18860	1.00000	1.0997
5 Acenaphthylene	152	3.483	3.484	(0.976)	29650	1.00000	1.0253
7 Acenaphthene	154	3.584	3.591	(1.004)	17218	1.00000	1.0368
9 Fluorene	166	3.900	3.901	(1.093)	17759	1.00000	0.9383
11 Phenanthrene	178	4.530	4.536	(1.002)	25196	1.00000	0.9811
12 Anthracene	178	4.562	4.568	(1.009)	26659	1.00000	0.9745
13 Carbazole	167	4.701	4.702	(1.040)	24572	1.00000	0.9990(TM)
15 Fluoranthene	202	5.395	5.396	(1.194)	29400	1.00000	0.9951
16 Pyrene	202	5.556	5.562	(0.851)	30866	1.00000	0.9966
17 Benzo(a)anthracene	228	6.523	6.523	(0.999)	26522	1.00000	0.9794
19 Chrysene	228	6.544	6.550	(1.002)	32255	1.00000	1.0587(M)
20 Benzo(b)fluoranthene	252	7.335	7.346	(0.964)	21937	1.00000	0.8845
21 Benzo(k)fluoranthene	252	7.356	7.368	(0.966)	30936	1.00000	1.0054(M)
22 Benzo(a)pyrene	252	7.559	7.576	(0.993)	22648	1.00000	0.8892
24 Indeno(1,2,3-cd)pyrene	276	8.355	8.388	(1.098)	18010	1.00000	0.8440(M)
25 Dibenzo(a,h)anthracene	278	8.382	8.415	(1.101)	21249	1.00000	0.9715(M)
26 Benzo(g,h,i)perylene	276	8.563	8.602	(1.125)	22641	1.00000	0.9867(M)

QC Flag Legend

T - Target compound detected outside RT window.
 M - Compound response manually integrated.

Data File: 1AE06005.D

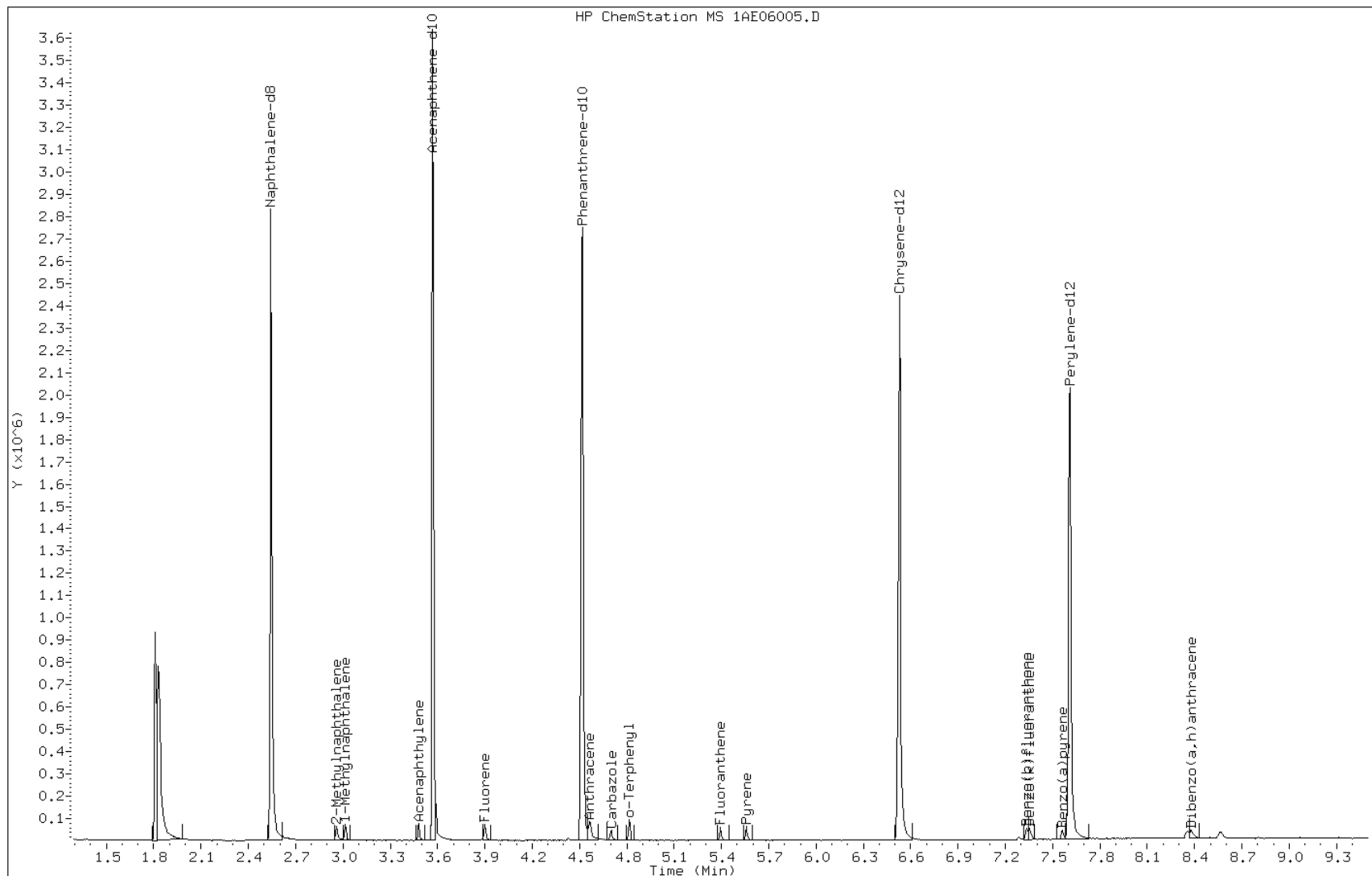
Date: 06-MAY-2013 10:56

Client ID:

Instrument: BSMA5973.i

Sample Info: IC-1531398

Operator: SCC

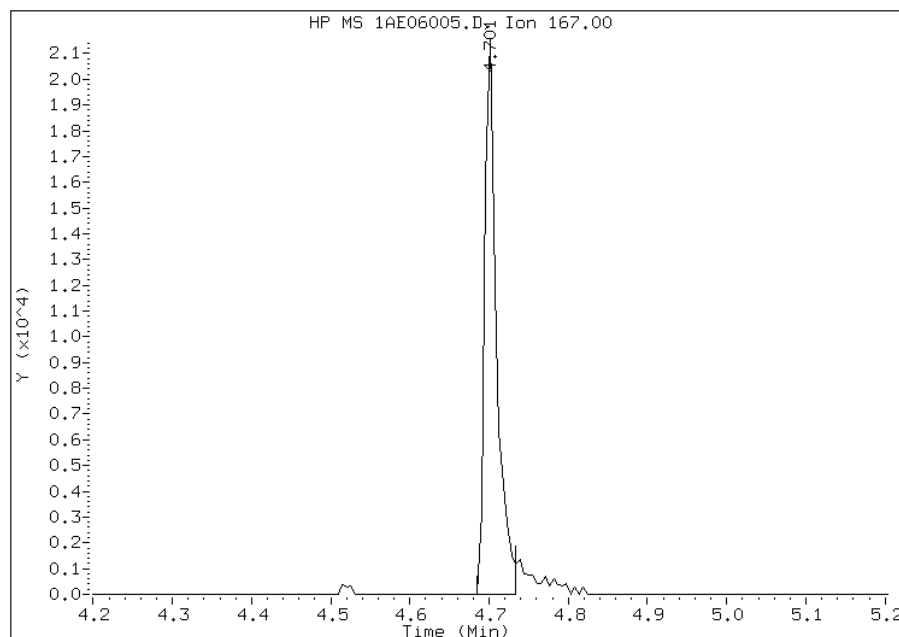


Manual Integration Report

Data File: 1AE06005.D
Inj. Date and Time: 06-MAY-2013 10:56
Instrument ID: BSMA5973.i
Client ID:
Compound: 13 Carbazole
CAS #: 86-74-8
Report Date: 05/06/2013

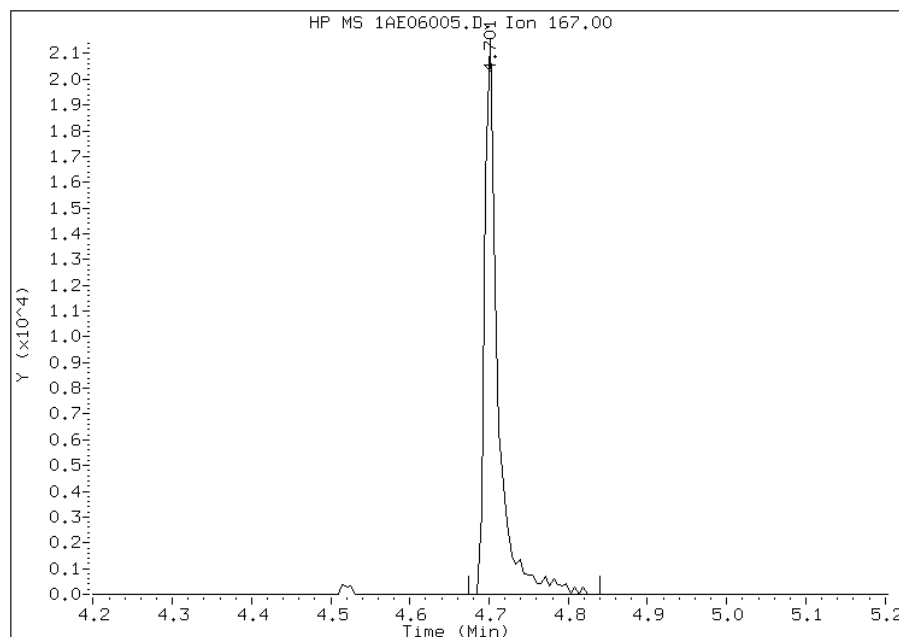
Processing Integration Results

RT: 4.70
Response: 22103
Amount: 1
Conc: 1



Manual Integration Results

RT: 4.70
Response: 24572
Amount: 1
Conc: 1



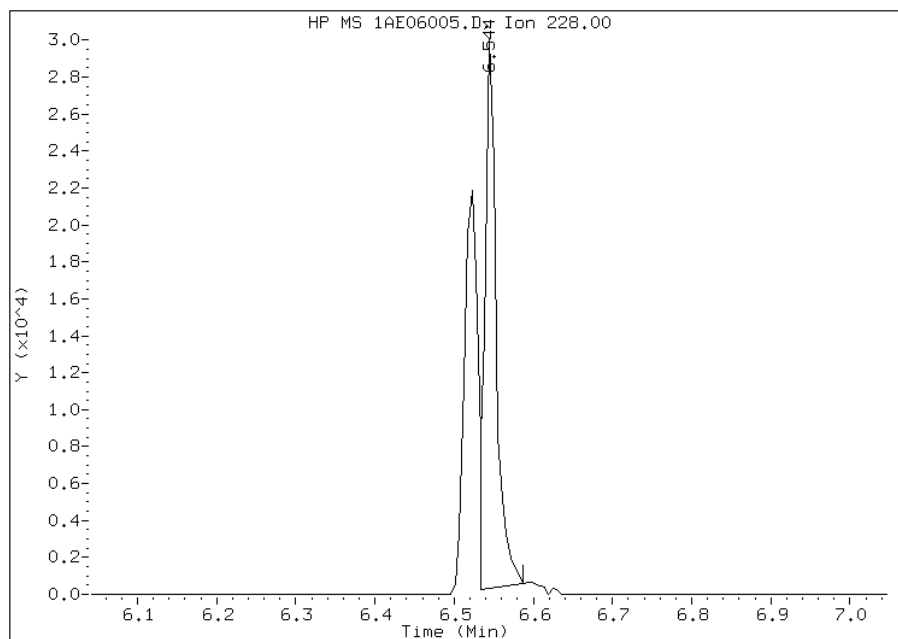
Manually Integrated By: cantins
Modification Date: 06-May-2013 12:55
Manual Integration Reason: Baseline Event

Manual Integration Report

Data File: 1AE06005.D
Inj. Date and Time: 06-MAY-2013 10:56
Instrument ID: BSMA5973.i
Client ID:
Compound: 19 Chrysene
CAS #: 218-01-9
Report Date: 05/06/2013

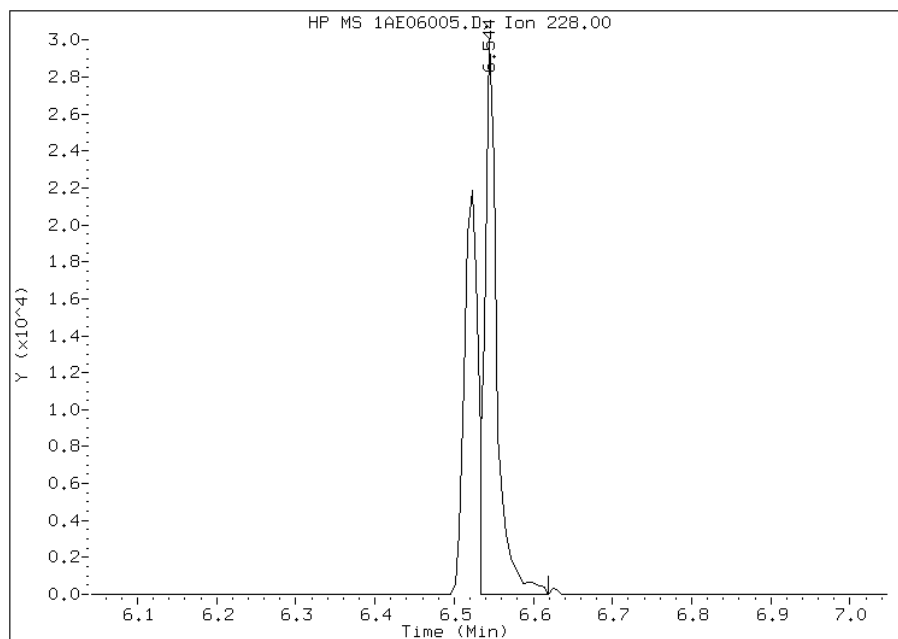
Processing Integration Results

RT: 6.54
Response: 29968
Amount: 1
Conc: 1



Manual Integration Results

RT: 6.54
Response: 32255
Amount: 1
Conc: 1



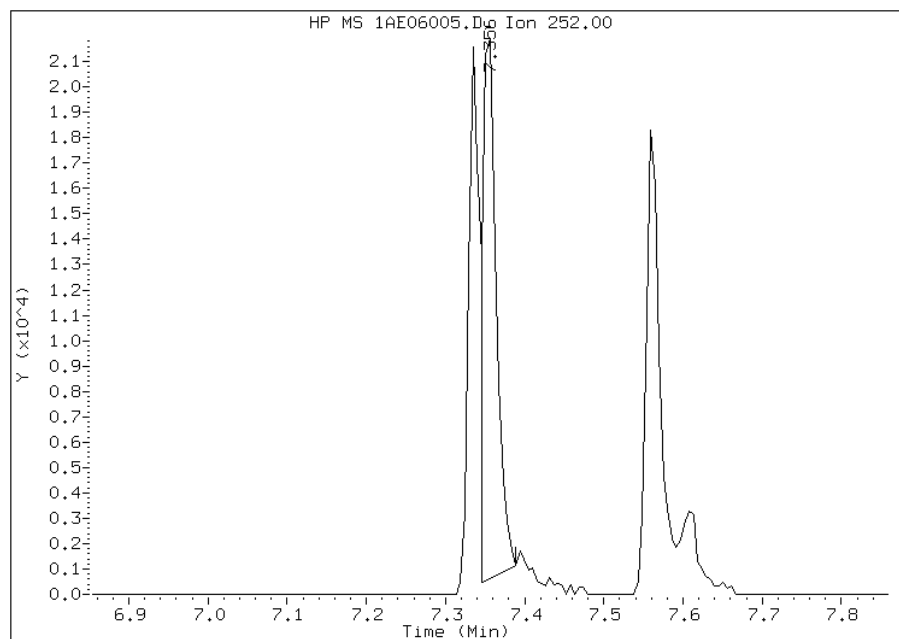
Manually Integrated By: cantins
Modification Date: 06-May-2013 12:55
Manual Integration Reason: Baseline Event

Manual Integration Report

Data File: 1AE06005.D
Inj. Date and Time: 06-MAY-2013 10:56
Instrument ID: BSMA5973.i
Client ID:
Compound: 21 Benzo(k)fluoranthene
CAS #: 207-08-9
Report Date: 05/06/2013

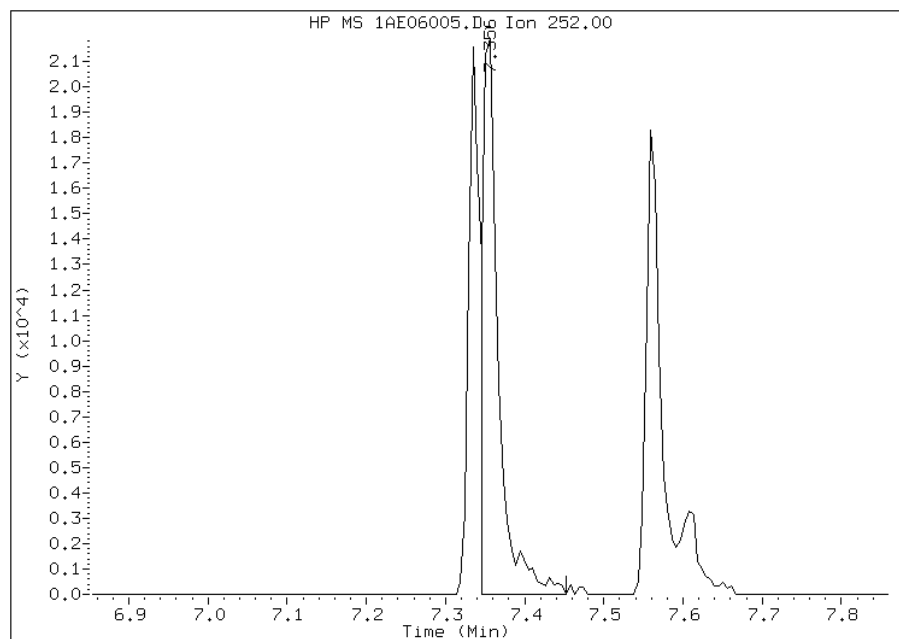
Processing Integration Results

RT: 7.36
Response: 26088
Amount: 1
Conc: 1



Manual Integration Results

RT: 7.36
Response: 30936
Amount: 1
Conc: 1



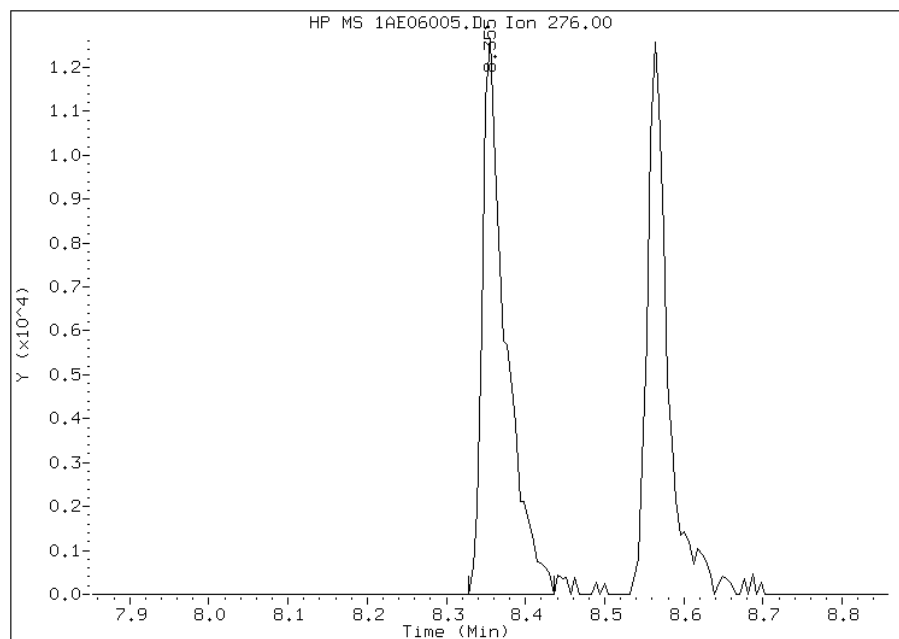
Manually Integrated By: cantins
Modification Date: 06-May-2013 12:55
Manual Integration Reason: Baseline Event

Manual Integration Report

Data File: 1AE06005.D
Inj. Date and Time: 06-MAY-2013 10:56
Instrument ID: BSMA5973.i
Client ID:
Compound: 24 Indeno(1,2,3-cd)pyrene
CAS #: 193-39-5
Report Date: 05/06/2013

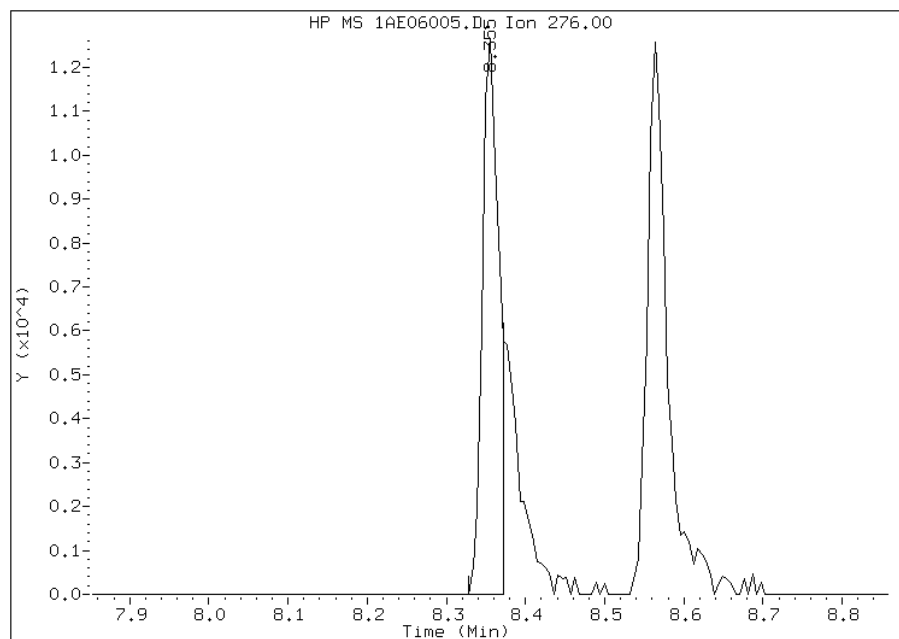
Processing Integration Results

RT: 8.36
Response: 25702
Amount: 1
Conc: 1



Manual Integration Results

RT: 8.36
Response: 18010
Amount: 1
Conc: 1



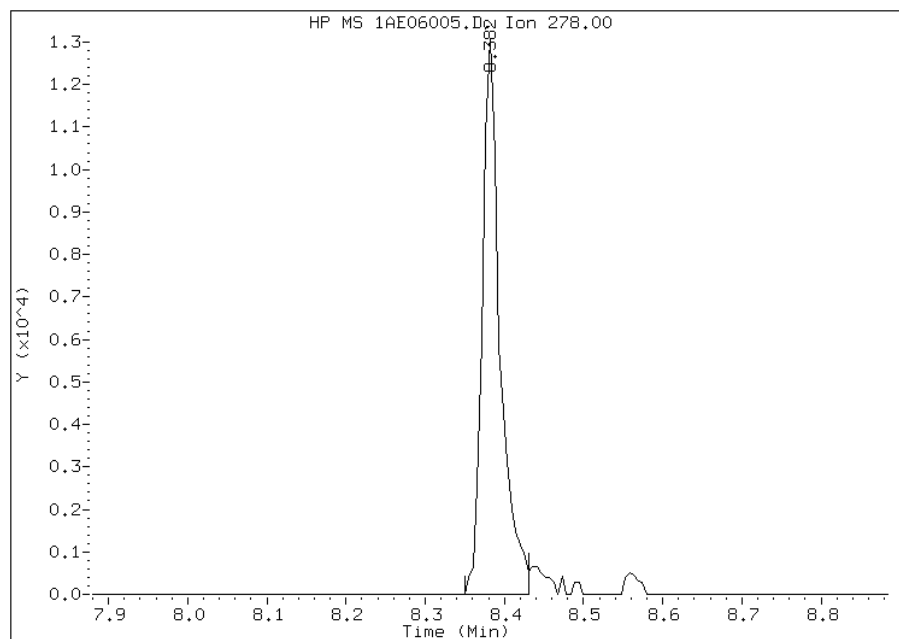
Manually Integrated By: cantins
Modification Date: 06-May-2013 12:56
Manual Integration Reason: Split Peak

Manual Integration Report

Data File: 1AE06005.D
Inj. Date and Time: 06-MAY-2013 10:56
Instrument ID: BSMA5973.i
Client ID:
Compound: 25 Dibenzo(a,h)anthracene
CAS #: 53-70-3
Report Date: 05/06/2013

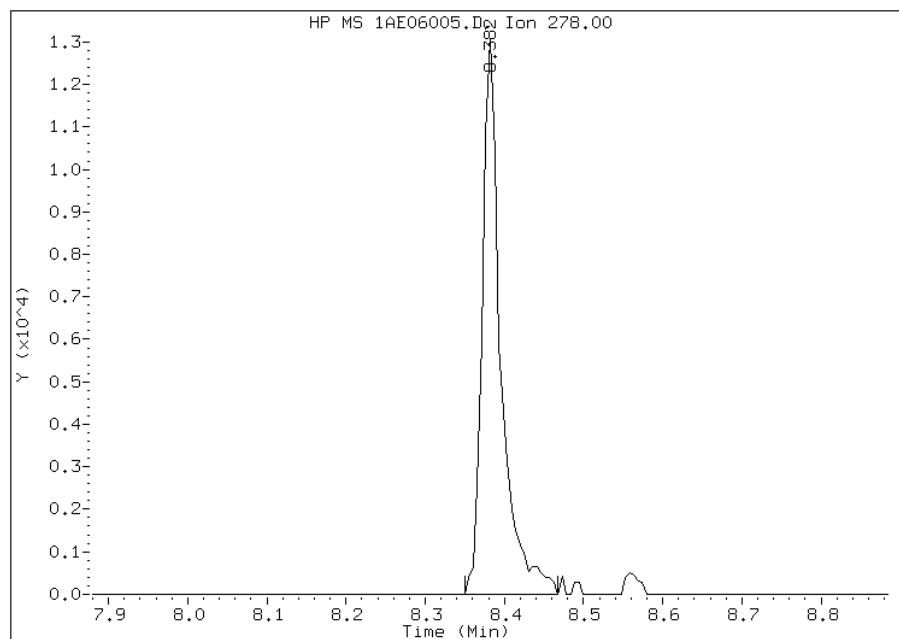
Processing Integration Results

RT: 8.38
Response: 20294
Amount: 1
Conc: 1



Manual Integration Results

RT: 8.38
Response: 21249
Amount: 1
Conc: 1



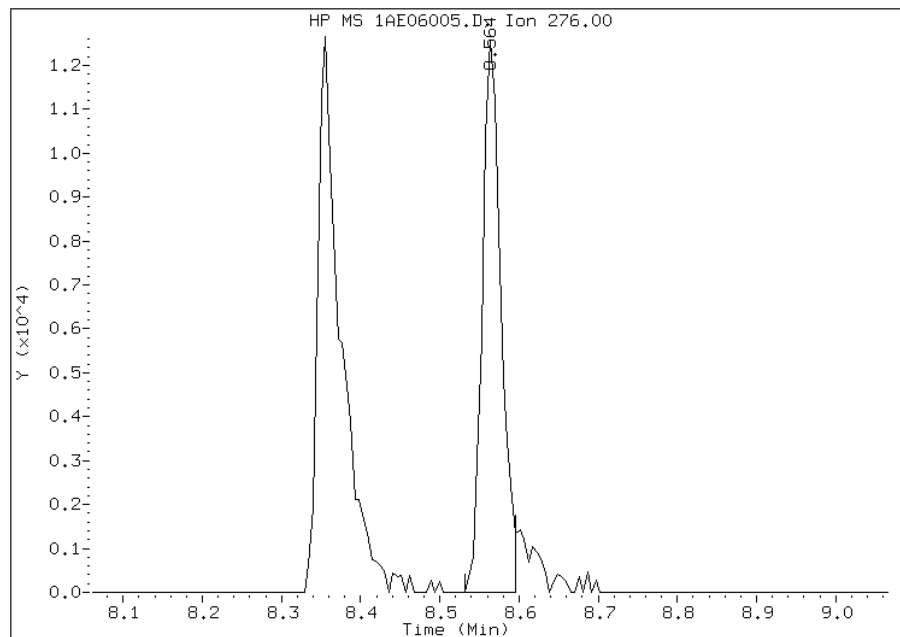
Manually Integrated By: cantins
Modification Date: 06-May-2013 12:55
Manual Integration Reason: Baseline Event

Manual Integration Report

Data File: 1AE06005.D
Inj. Date and Time: 06-MAY-2013 10:56
Instrument ID: BSMA5973.i
Client ID:
Compound: 26 Benzo(g,h,i)perylene
CAS #: 191-24-2
Report Date: 05/06/2013

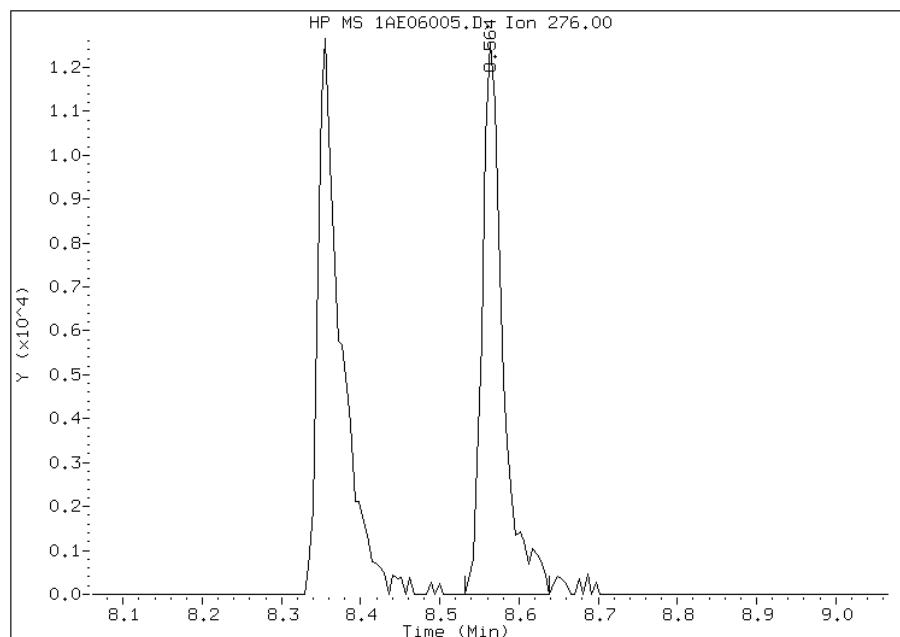
Processing Integration Results

RT: 8.56
Response: 20567
Amount: 1
Conc: 1



Manual Integration Results

RT: 8.56
Response: 22641
Amount: 1
Conc: 1



Manually Integrated By: cantins
Modification Date: 06-May-2013 12:55
Manual Integration Reason: Baseline Event

TestAmerica Laboratories

Semivolatiles 8270C low level PAH

Data file : \\tam-chemsvr\chem\SM\BSMA5973.i\1A050613.b\1AE06006.D
 Lab Smp Id: IC-1531399
 Inj Date : 06-MAY-2013 11:11
 Operator : SCC
 Smp Info : IC-1531399
 Misc Info :
 Comment :
 Method : \\tam-chemsvr\chem\SM\BSMA5973.i\1A050613.b\1AE06006.D
 Meth Date : 06-May-2013 12:59 BSMA5973.i Quant Type: ISTD
 Cal Date : 06-MAY-2013 10:56 Cal File: 1AE06005.D
 Als bottle: 6 Calibration Sample, Level: 3
 Dil Factor: 1.00000
 Integrator: HP RTE Compound Sublist: pah.sub
 Target Version: 4.14
 Processing Host: TAM1000

Compounds	QUANT	SIG	AMOUNTS					
			MASS	RT	EXP RT	REL RT	RESPONSE	CAL-AMT (ug/ml)
* 1 Naphthalene-d8	136		2.544	2.544	(1.000)	1300957	40.0000	
* 6 Acenaphthene-d10	164		3.569	3.575	(1.000)	627926	40.0000	
* 10 Phenanthrene-d10	188		4.520	4.520	(1.000)	1066875	40.0000	
\$ 14 o-Terphenyl	230		4.814	4.819	(1.065)	80011	5.00000	5.2399
* 18 Chrysene-d12	240		6.529	6.534	(1.000)	1008970	40.0000	
* 23 Perylene-d12	264		7.613	7.629	(1.000)	951721	40.0000	
2 Naphthalene	128		2.554	2.554	(1.004)	156392	5.00000	5.1047
3 2-Methylnaphthalene	141		2.960	2.960	(1.164)	81952	5.00000	5.2634
4 1-Methylnaphthalene	142		3.014	3.014	(1.185)	92797	5.00000	4.9724
5 Acenaphthylene	152		3.484	3.484	(0.976)	156651	5.00000	5.3091
7 Acenaphthene	154		3.585	3.591	(1.004)	86437	5.00000	5.1011
9 Fluorene	166		3.901	3.901	(1.093)	101320	5.00000	5.2469
11 Phenanthrene	178		4.531	4.536	(1.002)	136267	5.00000	5.1555
12 Anthracene	178		4.563	4.568	(1.009)	146994	5.00000	5.2208
13 Carbazole	167		4.697	4.702	(1.039)	139150	5.00000	5.4968(M)
15 Fluoranthene	202		5.391	5.396	(1.193)	156066	5.00000	5.1326
16 Pyrene	202		5.557	5.562	(0.851)	169550	5.00000	5.2278
17 Benzo(a)anthracene	228		6.524	6.523	(0.999)	138014	5.00000	4.8671
19 Chrysene	228		6.545	6.550	(1.002)	161246	5.00000	5.0539
20 Benzo(b)fluoranthene	252		7.336	7.346	(0.964)	126343	5.00000	5.0224
21 Benzo(k)fluoranthene	252		7.357	7.368	(0.966)	164403	5.00000	5.2680
22 Benzo(a)pyrene	252		7.565	7.576	(0.994)	129901	5.00000	5.0281
24 Indeno(1,2,3-cd)pyrene	276		8.361	8.388	(1.098)	104666	5.00000	4.8360(M)
25 Dibenzo(a,h)anthracene	278		8.388	8.415	(1.102)	118003	5.00000	5.3189(M)
26 Benzo(g,h,i)perylene	276		8.570	8.602	(1.126)	122623	5.00000	5.2687(M)

QC Flag Legend

M - Compound response manually integrated.

Data File: 1AE06006.D

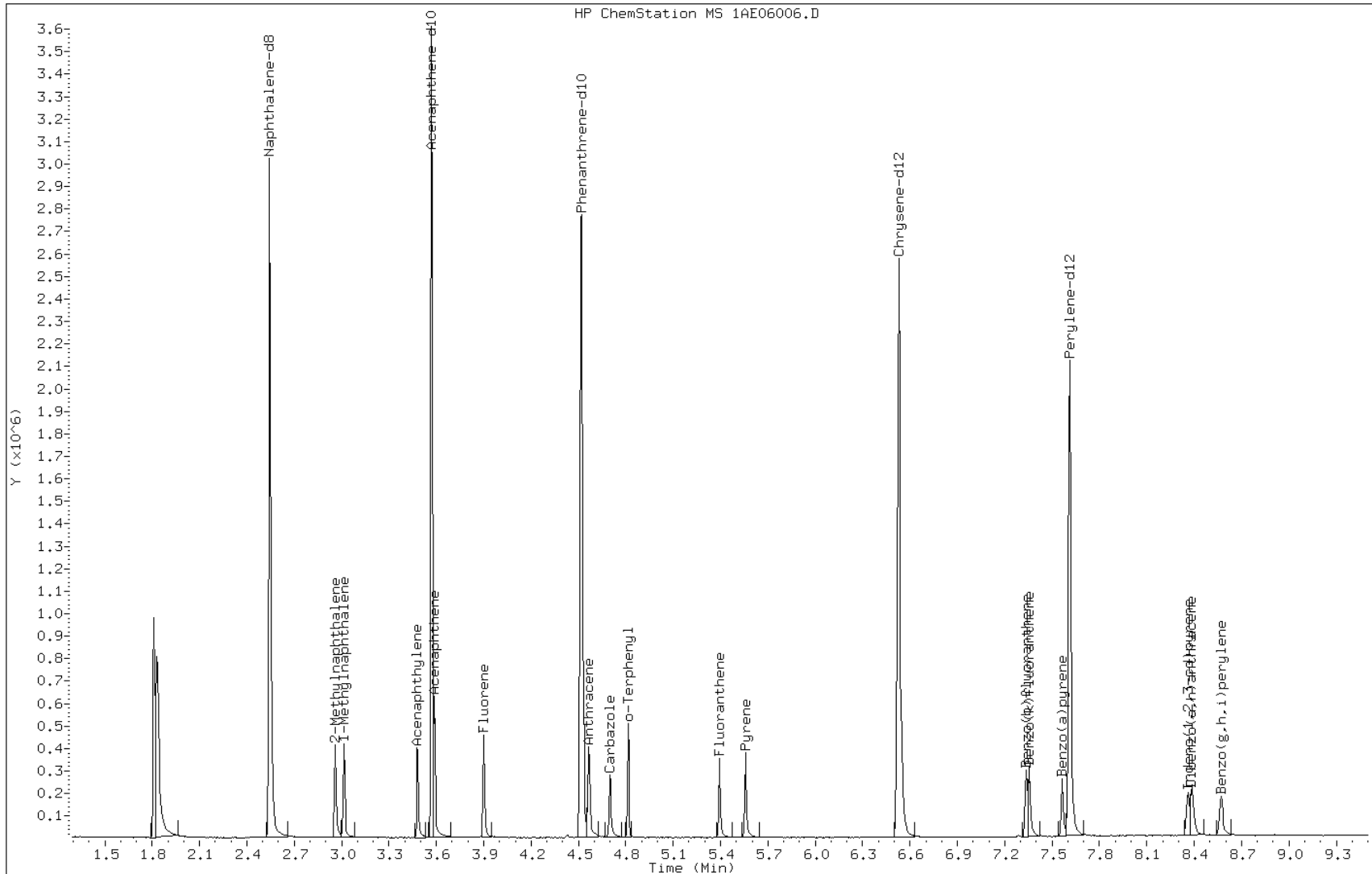
Date: 06-MAY-2013 11:11

Client ID:

Instrument: BSMA5973.i

Sample Info: IC-1531399

Operator: SCC

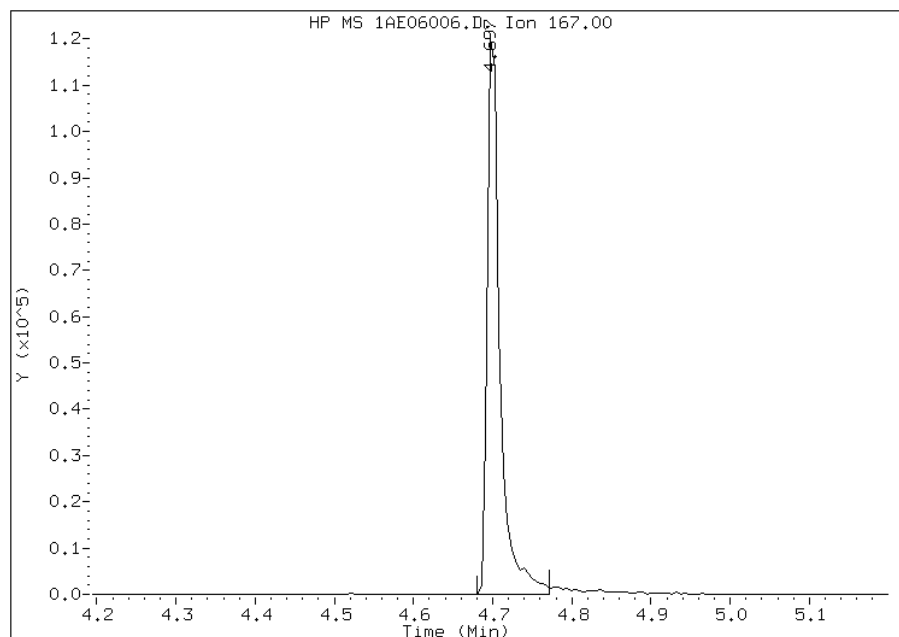


Manual Integration Report

Data File: 1AE06006.D
Inj. Date and Time: 06-MAY-2013 11:11
Instrument ID: BSMA5973.i
Client ID:
Compound: 13 Carbazole
CAS #: 86-74-8
Report Date: 05/06/2013

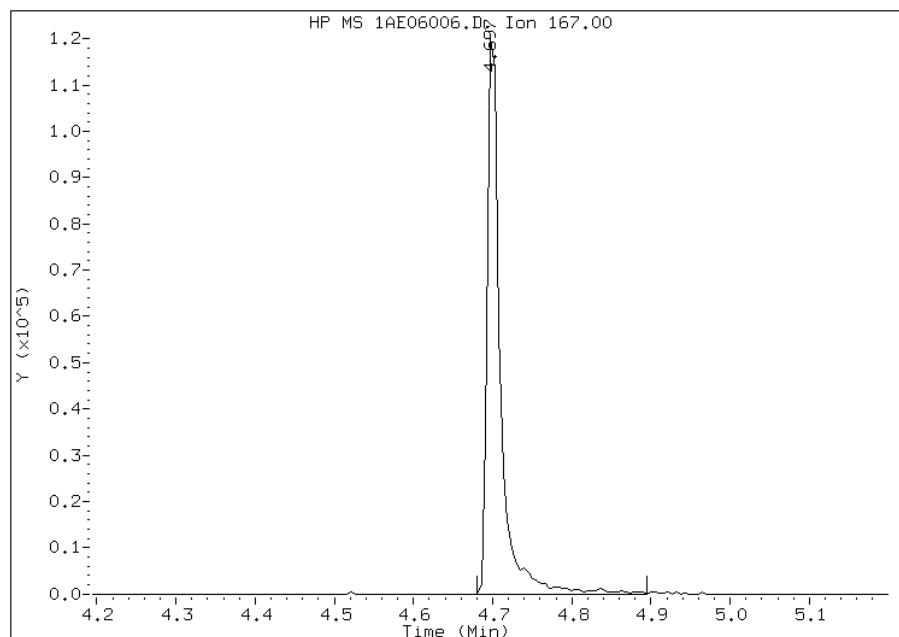
Processing Integration Results

RT: 4.70
Response: 132433
Amount: 5
Conc: 5



Manual Integration Results

RT: 4.70
Response: 139150
Amount: 5
Conc: 5



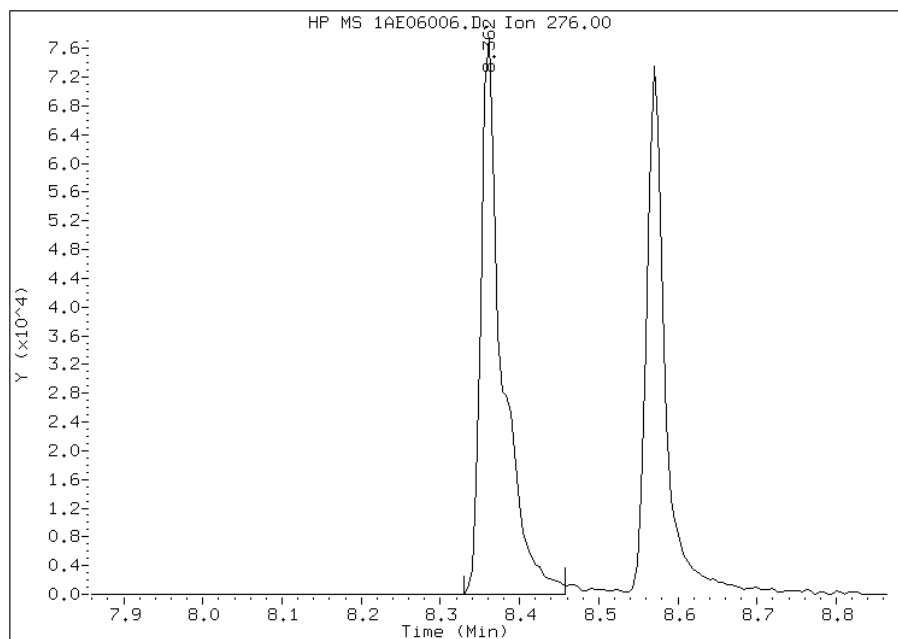
Manually Integrated By: cantins
Modification Date: 06-May-2013 12:56
Manual Integration Reason: Baseline Event

Manual Integration Report

Data File: 1AE06006.D
Inj. Date and Time: 06-MAY-2013 11:11
Instrument ID: BSMA5973.i
Client ID:
Compound: 24 Indeno(1,2,3-cd)pyrene
CAS #: 193-39-5
Report Date: 05/06/2013

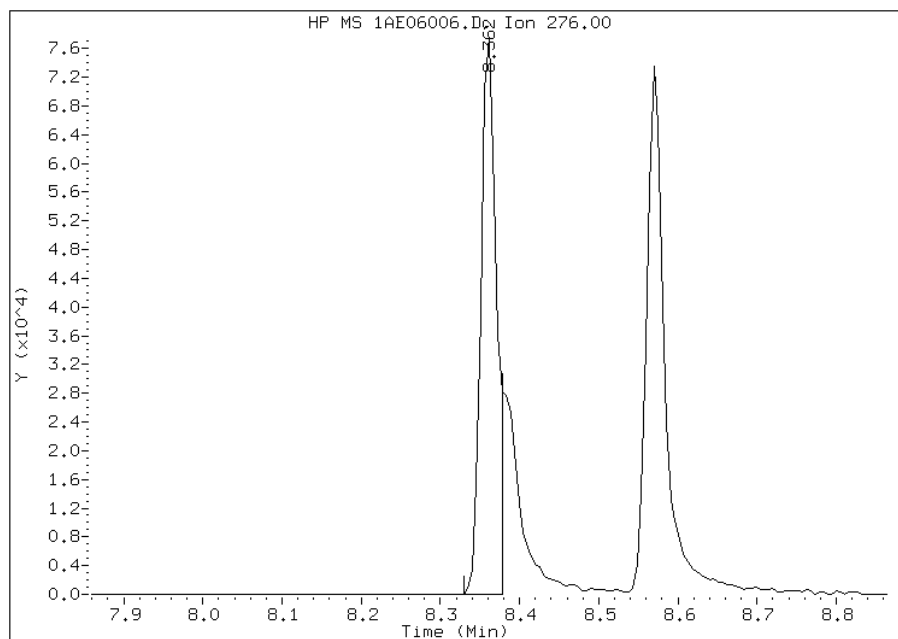
Processing Integration Results

RT: 8.36
Response: 144694
Amount: 6
Conc: 6



Manual Integration Results

RT: 8.36
Response: 104666
Amount: 5
Conc: 5



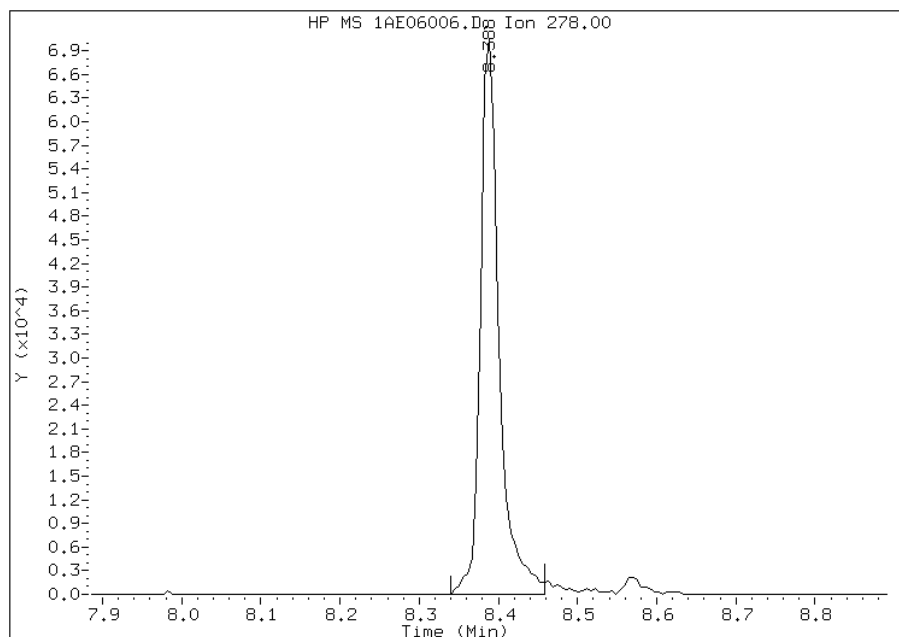
Manually Integrated By: cantins
Modification Date: 06-May-2013 12:57
Manual Integration Reason: Split Peak

Manual Integration Report

Data File: 1AE06006.D
Inj. Date and Time: 06-MAY-2013 11:11
Instrument ID: BSMA5973.i
Client ID:
Compound: 25 Dibenzo(a,h)anthracene
CAS #: 53-70-3
Report Date: 05/06/2013

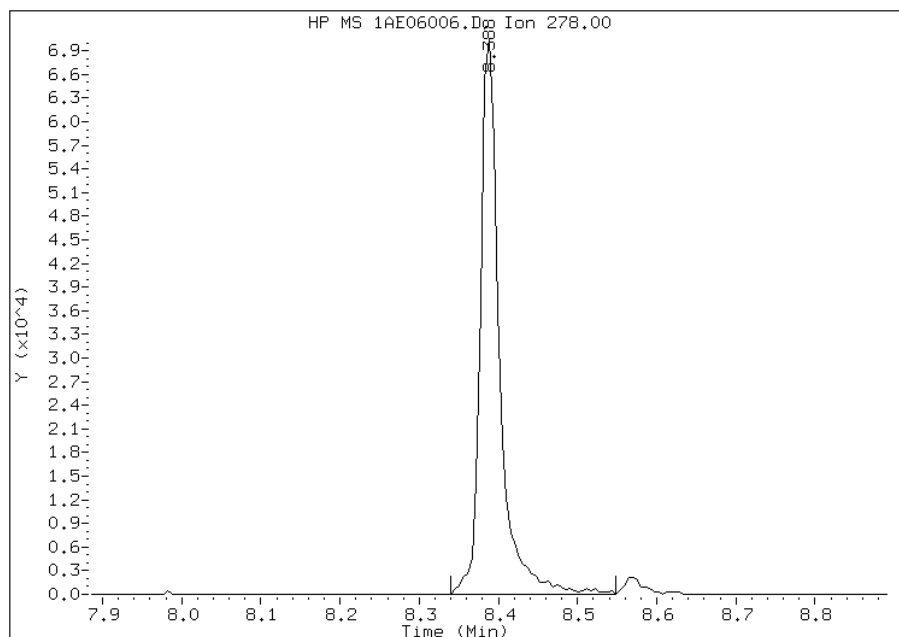
Processing Integration Results

RT: 8.39
Response: 114675
Amount: 5
Conc: 5



Manual Integration Results

RT: 8.39
Response: 118003
Amount: 5
Conc: 5



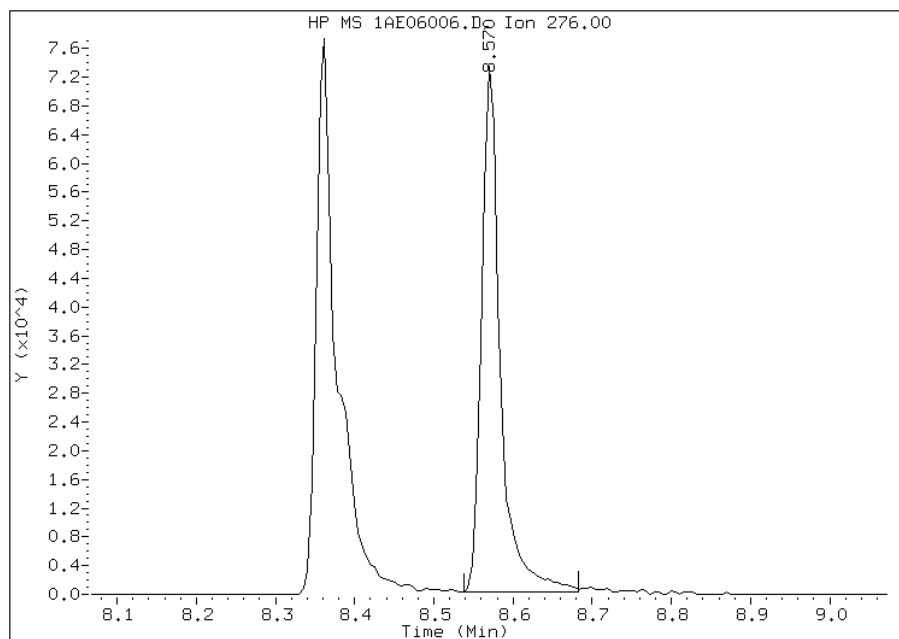
Manually Integrated By: cantins
Modification Date: 06-May-2013 12:57
Manual Integration Reason: Baseline Event

Manual Integration Report

Data File: 1AE06006.D
Inj. Date and Time: 06-MAY-2013 11:11
Instrument ID: BSMA5973.i
Client ID:
Compound: 26 Benzo(g,h,i)perylene
CAS #: 191-24-2
Report Date: 05/06/2013

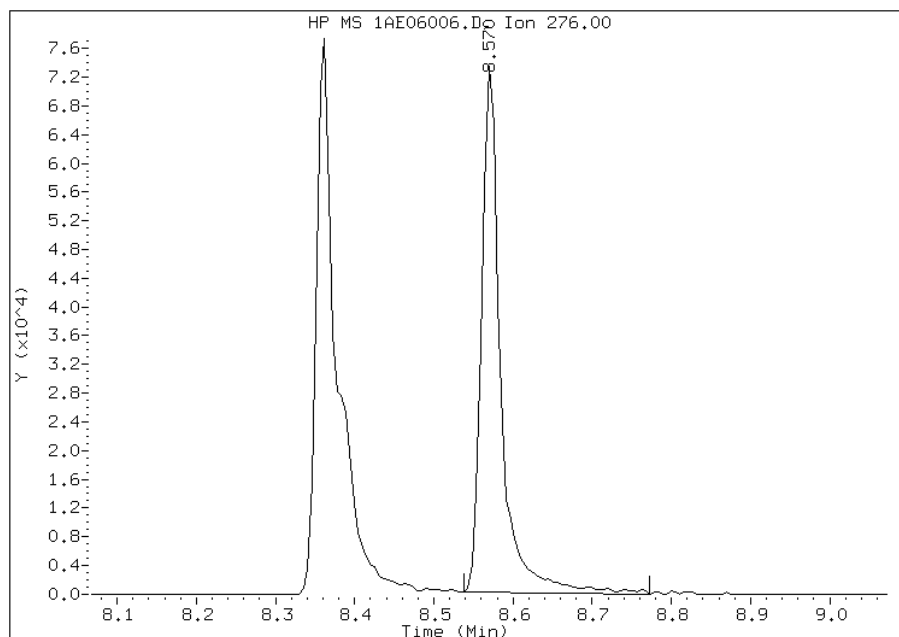
Processing Integration Results

RT: 8.57
Response: 119162
Amount: 5
Conc: 5



Manual Integration Results

RT: 8.57
Response: 122623
Amount: 5
Conc: 5



Manually Integrated By: cantins
Modification Date: 06-May-2013 12:57
Manual Integration Reason: Baseline Event

TestAmerica Laboratories

Semivolatile 8270C low level PAH

Data file : \\tam-chemsvr\chem\SM\BSMA5973.i\1A050613.b\1AE06007.D
 Lab Smp Id: IC-1531400
 Inj Date : 06-MAY-2013 11:26
 Operator : SCC
 Smp Info : IC-1531400
 Misc Info :
 Comment :
 Method : \\tam-chemsvr\chem\SM\BSMA5973.i\1A050613.b\a-bFASTPAHi-m.m
 Meth Date : 06-May-2013 12:59 BSMA5973.i Quant Type: ISTD
 Cal Date : 06-MAY-2013 11:11 Cal File: 1AE06006.D
 Als bottle: 7 Calibration Sample, Level: 4
 Dil Factor: 1.00000
 Integrator: HP RTE Compound Sublist: pah.sub
 Target Version: 4.14
 Processing Host: TAM1000

Compounds	QUANT	SIG	AMOUNTS					ON-COL
			MASS	RT	EXP RT	REL RT	RESPONSE	
* 1 Naphthalene-d8	136		2.544	2.544	(1.000)	1250785	40.0000	
* 6 Acenaphthene-d10	164		3.569	3.575	(1.000)	625378	40.0000	
* 10 Phenanthrene-d10	188		4.515	4.520	(1.000)	1057947	40.0000	
\$ 14 o-Terphenyl	230		4.814	4.819	(1.066)	154345	10.0000	10.1934
* 18 Chrysene-d12	240		6.534	6.534	(1.000)	990305	40.0000	
* 23 Perylene-d12	264		7.613	7.629	(1.000)	956248	40.0000	
2 Naphthalene	128		2.554	2.554	(1.004)	301663	10.0000	10.2415
3 2-Methylnaphthalene	141		2.960	2.960	(1.164)	150716	10.0000	10.0682
4 1-Methylnaphthalene	142		3.014	3.014	(1.185)	180349	10.0000	10.0514
5 Acenaphthylene	152		3.484	3.484	(0.976)	305312	10.0000	10.3897
7 Acenaphthene	154		3.586	3.591	(1.004)	170588	10.0000	10.1084
9 Fluorene	166		3.901	3.901	(1.093)	192234	10.0000	9.9956
11 Phenanthrene	178		4.531	4.536	(1.004)	258887	10.0000	9.8774
12 Anthracene	178		4.568	4.568	(1.012)	283812	10.0000	10.1653
13 Carbazole	167		4.702	4.702	(1.041)	256614	10.0000	10.2225
15 Fluoranthene	202		5.396	5.396	(1.195)	302969	10.0000	10.0480
16 Pyrene	202		5.557	5.562	(0.850)	327292	10.0000	10.2817
17 Benzo(a)anthracene	228		6.518	6.523	(0.998)	257936	10.0000	9.2676
19 Chrysene	228		6.550	6.550	(1.002)	314241	10.0000	10.0348
20 Benzo(b)fluoranthene	252		7.336	7.346	(0.964)	236568	10.0000	9.3596
21 Benzo(k)fluoranthene	252		7.357	7.368	(0.966)	337219	10.0000	10.7544
22 Benzo(a)pyrene	252		7.565	7.576	(0.994)	263990	10.0000	10.1700
24 Indeno(1,2,3-cd)pyrene	276		8.361	8.388	(1.098)	216924	10.0000	9.9754(M)
25 Dibenzo(a,h)anthracene	278		8.388	8.415	(1.102)	224688	10.0000	10.0798
26 Benzo(g,h,i)perylene	276		8.575	8.602	(1.126)	232133	10.0000	9.9268(M)

QC Flag Legend

M - Compound response manually integrated.

Data File: 1AE06007.D

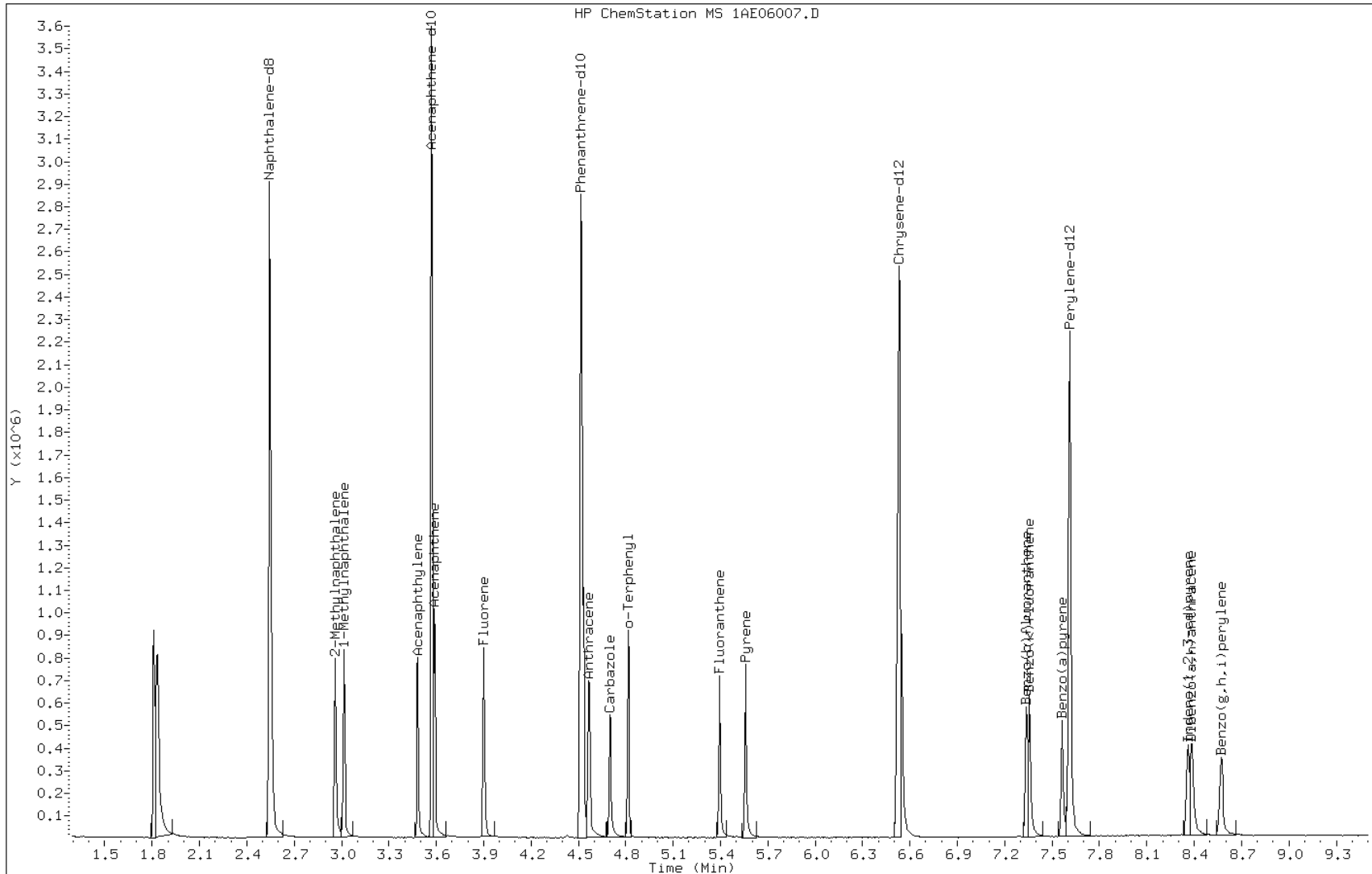
Date: 06-MAY-2013 11:26

Client ID:

Instrument: BSMA5973.i

Sample Info: IC-1531400

Operator: SCC

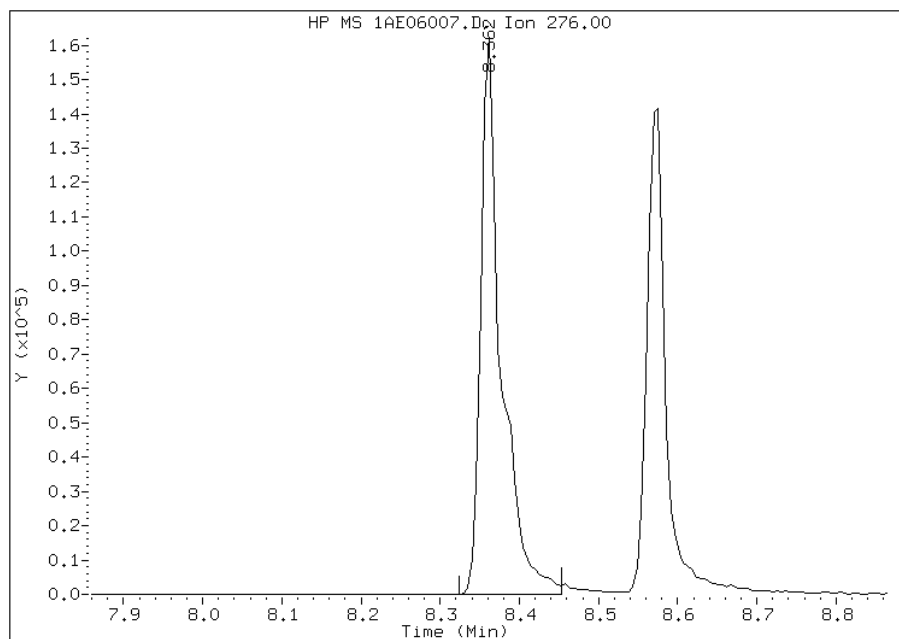


Manual Integration Report

Data File: 1AE06007.D
Inj. Date and Time: 06-MAY-2013 11:26
Instrument ID: BSMA5973.i
Client ID:
Compound: 24 Indeno(1,2,3-cd)pyrene
CAS #: 193-39-5
Report Date: 05/06/2013

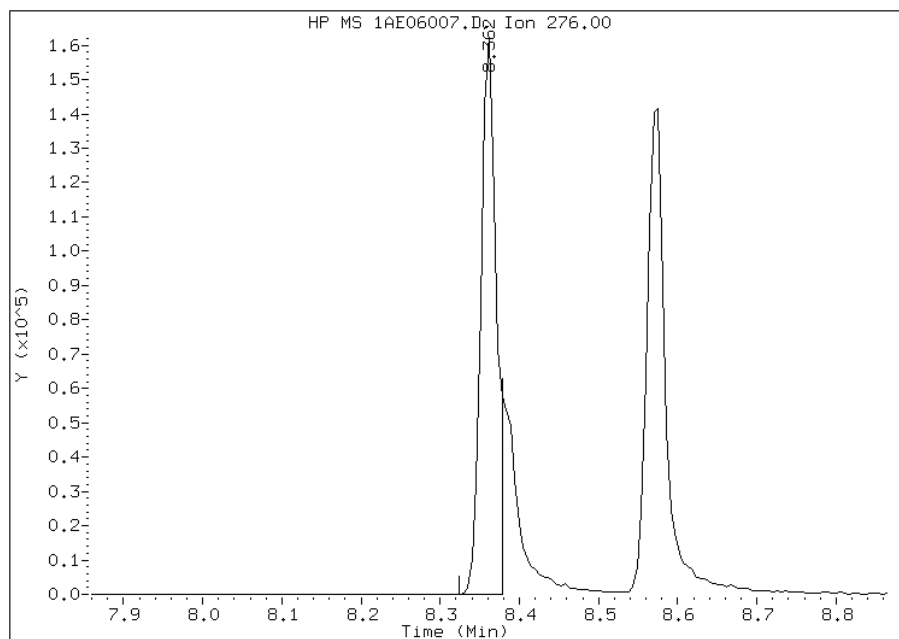
Processing Integration Results

RT: 8.36
Response: 287823
Amount: 13
Conc: 13



Manual Integration Results

RT: 8.36
Response: 216924
Amount: 10
Conc: 10



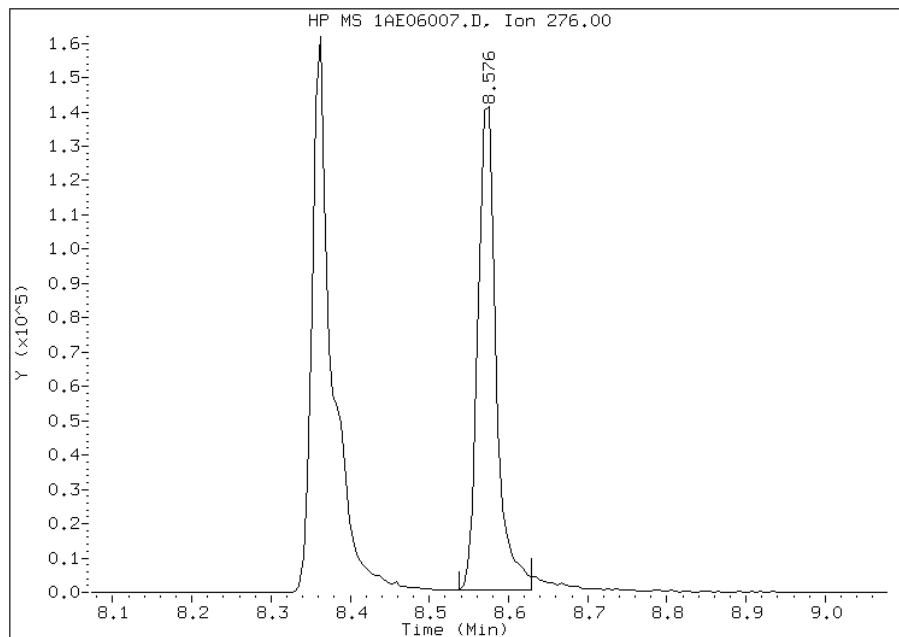
Manually Integrated By: cantins
Modification Date: 06-May-2013 12:58
Manual Integration Reason: Split Peak

Manual Integration Report

Data File: 1AE06007.D
Inj. Date and Time: 06-MAY-2013 11:26
Instrument ID: BSMA5973.i
Client ID:
Compound: 26 Benzo(g,h,i)perylene
CAS #: 191-24-2
Report Date: 05/06/2013

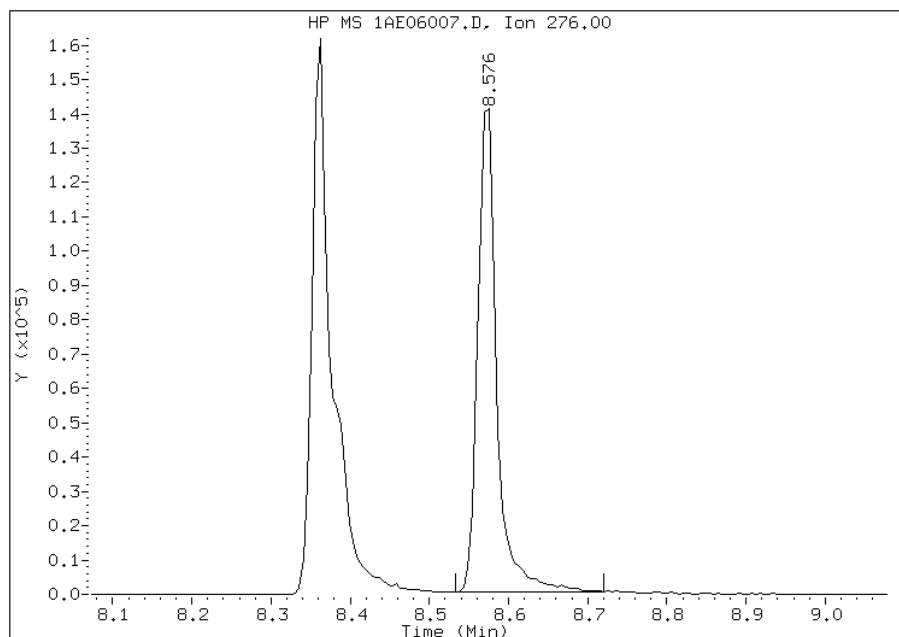
Processing Integration Results

RT: 8.58
Response: 224520
Amount: 9
Conc: 9



Manual Integration Results

RT: 8.58
Response: 232133
Amount: 10
Conc: 10



Manually Integrated By: cantins
Modification Date: 06-May-2013 12:58
Manual Integration Reason: Baseline Event

TestAmerica Laboratories

Semivolatiles 8270C low level PAH

Data file : \\tam-chemsvr\chem\SM\BSMA5973.i\1A050613.b\1AE06008.D
 Lab Smp Id: IC-1531402
 Inj Date : 06-MAY-2013 11:41
 Operator : SCC
 Smp Info : IC-1531402
 Misc Info :
 Comment :
 Method : \\tam-chemsvr\chem\SM\BSMA5973.i\1A050613.b\1AE06008.D
 Meth Date : 06-May-2013 12:59 BSMA5973.i Quant Type: ISTD
 Cal Date : 06-MAY-2013 11:26 Cal File: 1AE06007.D
 Als bottle: 8 Calibration Sample, Level: 6
 Dil Factor: 1.00000
 Integrator: HP RTE Compound Sublist: pah.sub
 Target Version: 4.14
 Processing Host: TAM1000

Compounds	QUANT SIG	AMOUNTS					
		MASS	RT	EXP RT	REL RT	RESPONSE	CAL-AMT (ug/ml)
* 1 Naphthalene-d8	136	2.543	2.544	(1.000)	1147240	40.0000	
* 6 Acenaphthene-d10	164	3.569	3.575	(1.000)	572111	40.0000	
* 10 Phenanthrene-d10	188	4.519	4.520	(1.000)	993324	40.0000	
\$ 14 o-Terphenyl	230	4.819	4.819	(1.066)	410873	30.0000	28.9008
* 18 Chrysene-d12	240	6.533	6.534	(1.000)	899878	40.0000	
* 23 Perylene-d12	264	7.618	7.629	(1.000)	841369	40.0000	
2 Naphthalene	128	2.554	2.554	(1.004)	837016	30.0000	30.9816
3 2-Methylnaphthalene	141	2.959	2.960	(1.164)	419604	30.0000	30.5606
4 1-Methylnaphthalene	142	3.018	3.014	(1.187)	490403	30.0000	29.7987
5 Acenaphthylene	152	3.483	3.484	(0.976)	801835	30.0000	29.8269
7 Acenaphthene	154	3.590	3.591	(1.006)	419418	30.0000	27.1672
9 Fluorene	166	3.905	3.901	(1.094)	547833	30.0000	31.1380
11 Phenanthrene	178	4.535	4.536	(1.004)	711095	30.0000	28.8959
12 Anthracene	178	4.567	4.568	(1.011)	778079	30.0000	29.6817
13 Carbazole	167	4.701	4.702	(1.040)	692413	30.0000	29.3775
15 Fluoranthene	202	5.396	5.396	(1.194)	862141	30.0000	30.4532
16 Pyrene	202	5.561	5.562	(0.851)	882847	30.0000	30.5213
17 Benzo(a)anthracene	228	6.523	6.523	(0.998)	735367	30.0000	29.0768
19 Chrysene	228	6.555	6.550	(1.003)	809687	30.0000	28.4545
20 Benzo(b)fluoranthene	252	7.345	7.346	(0.964)	752076	30.0000	33.8181
21 Benzo(k)fluoranthene	252	7.367	7.368	(0.967)	813163	30.0000	29.4740
22 Benzo(a)pyrene	252	7.570	7.576	(0.994)	732885	30.0000	32.0890
24 Indeno(1,2,3-cd)pyrene	276	8.376	8.388	(1.100)	621385	30.0000	32.4764
25 Dibenzo(a,h)anthracene	278	8.403	8.415	(1.103)	609787	30.0000	31.0911
26 Benzo(g,h,i)perylene	276	8.590	8.602	(1.128)	633546	30.0000	30.7920

Data File: 1AE06008.D

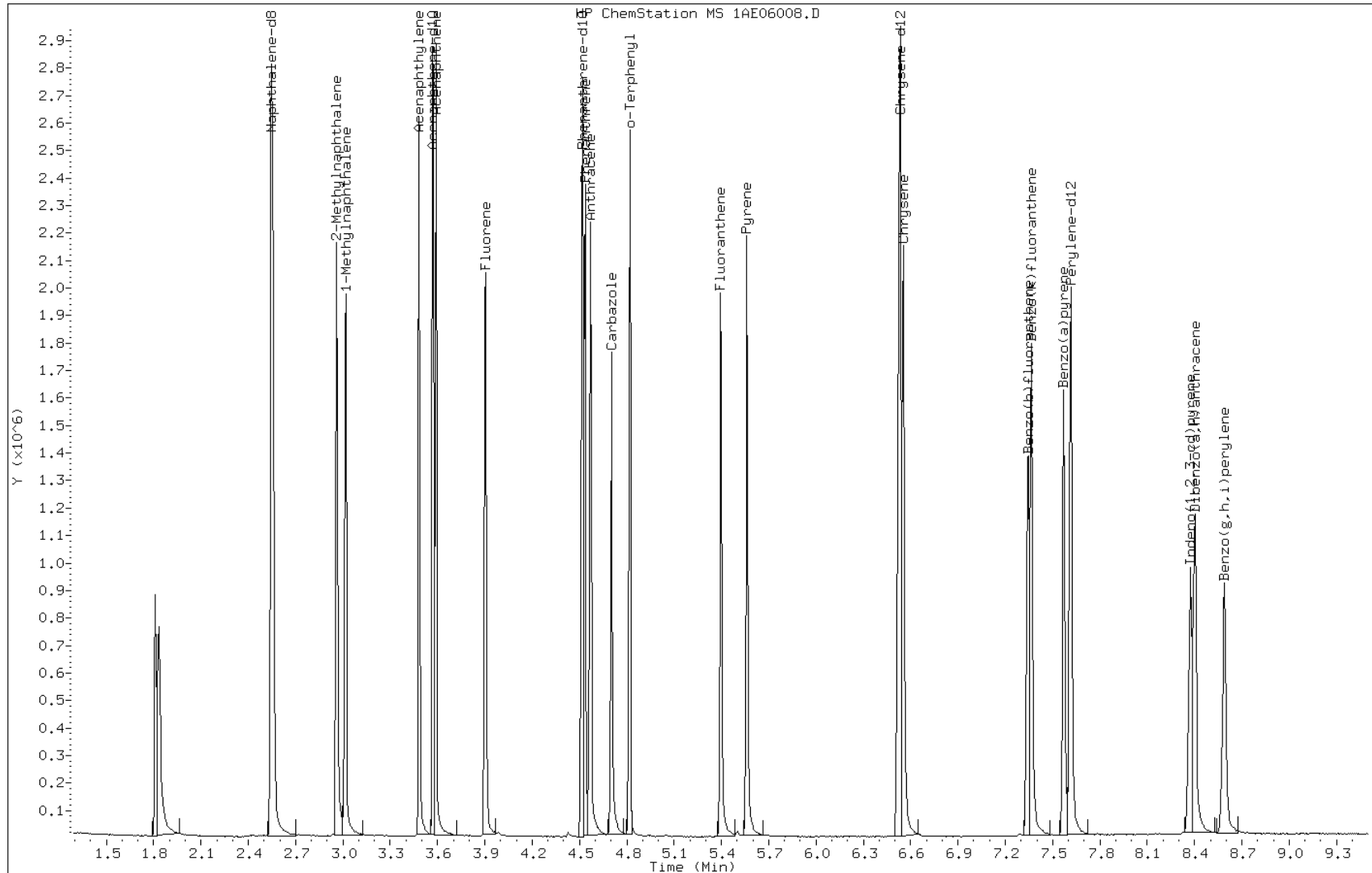
Date: 06-MAY-2013 11:41

Client ID:

Instrument: BSMA5973.i

Sample Info: IC-1531402

Operator: SCC



TestAmerica Laboratories

Semivolatile 8270C low level PAH

Data file : \\tam-chemsvr\chem\SM\BSMA5973.i\1A050613.b\1AE06009.D
 Lab Smp Id: IC-1531403
 Inj Date : 06-MAY-2013 11:56
 Operator : SCC
 Smp Info : IC-1531403
 Misc Info :
 Comment :
 Method : \\tam-chemsvr\chem\SM\BSMA5973.i\1A050613.b\a-bFASTPAHi-m.m
 Meth Date : 06-May-2013 12:59 BSMA5973.i Quant Type: ISTD
 Cal Date : 06-MAY-2013 11:41 Cal File: 1AE06008.D
 Als bottle: 9 Calibration Sample, Level: 7
 Dil Factor: 1.00000
 Integrator: HP RTE Compound Sublist: pah.sub
 Target Version: 4.14
 Processing Host: TAM1000

Compounds	QUANT SIG	MASS	RT	EXP RT	REL RT	RESPONSE	AMOUNTS	
							CAL-AMT	ON-COL
							(ug/ml)	(ug/ml)
* 1 Naphthalene-d8		136	2.548	2.544	(1.000)	1212217	40.0000	
* 6 Acenaphthene-d10		164	3.574	3.575	(1.000)	607535	40.0000	
* 10 Phenanthrene-d10		188	4.519	4.520	(1.000)	1039476	40.0000	
\$ 14 o-Terphenyl		230	4.824	4.819	(1.067)	697232	50.0000	46.8659
* 18 Chrysene-d12		240	6.539	6.534	(1.000)	921157	40.0000	
* 23 Perylene-d12		264	7.618	7.629	(1.000)	881033	40.0000	
2 Naphthalene		128	2.559	2.554	(1.004)	1397244	50.0000	48.9459
3 2-Methylnaphthalene		141	2.965	2.960	(1.163)	745285	50.0000	51.3711(A)
4 1-Methylnaphthalene		142	3.018	3.014	(1.184)	770690	50.0000	44.3198
5 Acenaphthylene		152	3.483	3.484	(0.975)	1396662	50.0000	48.9242
7 Acenaphthene		154	3.590	3.591	(1.004)	743745	50.0000	45.3661
9 Fluorene		166	3.905	3.901	(1.093)	887590	50.0000	47.5077
11 Phenanthrene		178	4.535	4.536	(1.004)	1241024	50.0000	48.1910
12 Anthracene		178	4.573	4.568	(1.012)	1388133	50.0000	50.6026(AM)
13 Carbazole		167	4.706	4.702	(1.041)	1222783	50.0000	49.5765
15 Fluoranthene		202	5.401	5.396	(1.195)	1515990	50.0000	51.1715(A)
16 Pyrene		202	5.566	5.562	(0.851)	1521255	50.0000	51.3772(A)
17 Benzo(a)anthracene		228	6.528	6.523	(0.998)	1323236	50.0000	51.1129(A)
19 Chrysene		228	6.560	6.550	(1.003)	1361261	50.0000	46.7332
20 Benzo(b)fluoranthene		252	7.351	7.346	(0.965)	1327571	50.0000	57.0086(A)
21 Benzo(k)fluoranthene		252	7.372	7.368	(0.968)	1352818	50.0000	46.8269(H)
22 Benzo(a)pyrene		252	7.580	7.576	(0.995)	1252292	50.0000	52.3625(A)
24 Indeno(1,2,3-cd)pyrene		276	8.382	8.388	(1.100)	1152680	50.0000	57.5322(A)
25 Dibenzo(a,h)anthracene		278	8.414	8.415	(1.104)	1076428	50.0000	52.4129(A)
26 Benzo(g,h,i)perylene		276	8.606	8.602	(1.130)	1116517	50.0000	51.8227(A)

QC Flag Legend

- A - Target compound detected but, quantitated amount exceeded maximum amount.
- M - Compound response manually integrated.
- H - Operator selected an alternate compound hit.

Data File: 1AE06009.D

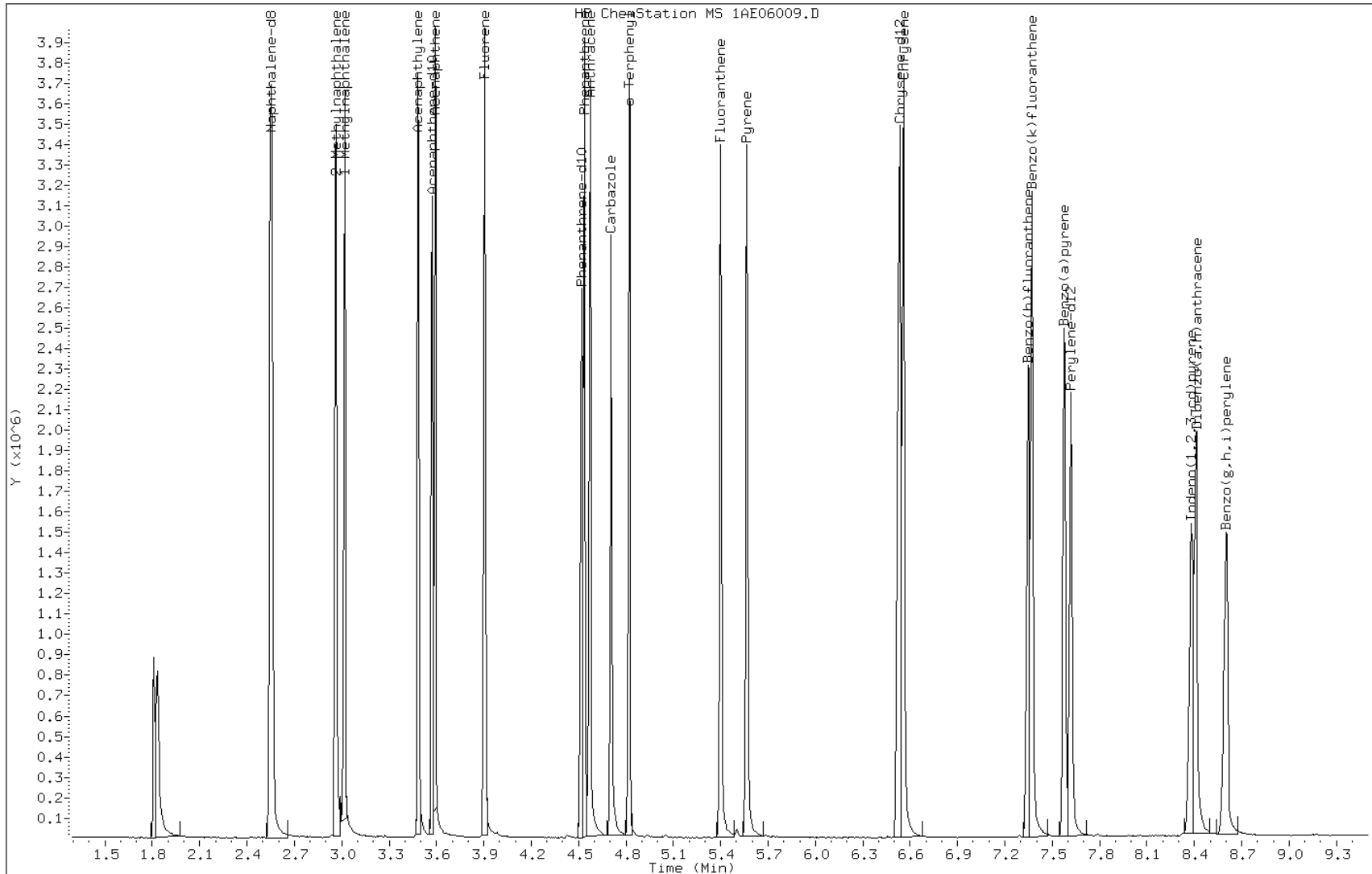
Date: 06-MAY-2013 11:56

Client ID:

Instrument: BSMA5973.i

Sample Info: IC-1531403

Operator: SCC

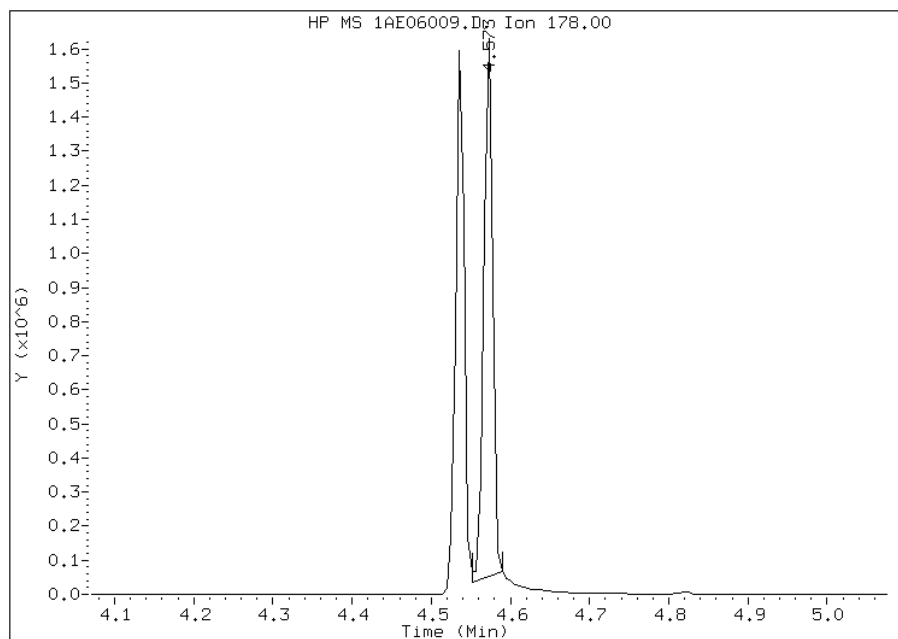


Manual Integration Report

Data File: 1AE06009.D
Inj. Date and Time: 06-MAY-2013 11:56
Instrument ID: BSMA5973.i
Client ID:
Compound: 12 Anthracene
CAS #: 120-12-7
Report Date: 05/06/2013

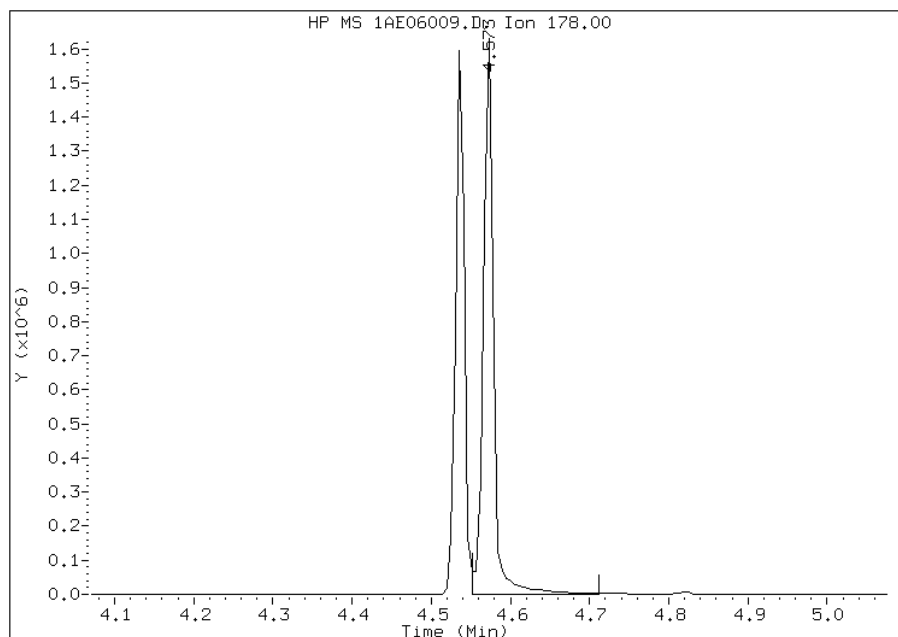
Processing Integration Results

RT: 4.57
Response: 1176629
Amount: 43
Conc: 43



Manual Integration Results

RT: 4.57
Response: 1388133
Amount: 51
Conc: 51



Manually Integrated By: cantins
Modification Date: 06-May-2013 12:59
Manual Integration Reason: Baseline Event

FORM VII
GC/MS SEMI VOA CONTINUING CALIBRATION DATA

Lab Name: TestAmerica Tampa Job No.: 680-89985-2
 SDG No.: 68089985-2
 Lab Sample ID: ICV 660-137156/10 Calibration Date: 05/06/2013 12:11
 Instrument ID: BSMA5973 Calib Start Date: 05/06/2013 10:40
 GC Column: DB-5MS ID: 250.00 (um) Calib End Date: 05/06/2013 11:56
 Lab File ID: 1AE06010.D Conc. Units: ug/Kg

ANALYTE	CURVE TYPE	AVE RRF	RRF	MIN RRF	CALC AMOUNT	SPIKE AMOUNT	%D	MAX %D
Naphthalene	Ave	0.9420	0.9132	0.0000	19400	20000	-3.0	35.0
2-Methylnaphthalene	Ave	0.4787	0.5082	0.0000	21200	20000	6.2	35.0
1-Methylnaphthalene	Ave	0.5738	0.5870	0.0000	20500	20000	2.3	35.0
Acenaphthylene	Ave	1.880	1.818	0.0000	19300	20000	-3.3	35.0
Acenaphthene	Ave	1.079	0.9701	0.0000	18000	20000	-10.1	35.0
Fluorene	Ave	1.230	1.234	0.0000	20100	20000	0.3	35.0
Phenanthrene	Ave	0.9910	0.9305	0.0000	18800	20000	-6.1	35.0
Anthracene	Ave	1.056	1.004	0.0000	19000	20000	-4.9	35.0
Carbazole	Ave	0.9491	0.6514	0.0000	13700	20000	-31.4	35.0
Fluoranthene	Ave	1.140	1.161	0.0000	20400	20000	1.8	35.0
Pyrene	Ave	1.286	1.285	0.0000	20000	20000	-0.0	35.0
Benzo[a]anthracene	Ave	1.124	1.106	0.0000	19700	20000	-1.6	35.0
Chrysene	Ave	1.265	1.095	0.0000	17300	20000	-13.4	35.0
Benzo[b]fluoranthene	Ave	1.057	1.019	0.0000	19300	20000	-3.6	35.0
Benzo[k]fluoranthene	Ave	1.312	1.220	0.0000	18600	20000	-7.0	35.0
Benzo[a]pyrene	Ave	1.086	0.9512	0.0000	17500	20000	-12.4	35.0
Indeno[1,2,3-cd]pyrene	Ave	0.9096	0.9397	0.0000	20700	20000	3.3	35.0
Dibenz(a,h)anthracene	Ave	0.9324	1.016	0.0000	21800	20000	8.9	35.0
Benzo[g,h,i]perylene	Ave	0.9782	0.9691	0.0000	19800	20000	-0.9	35.0
o-Terphenyl	Ave	0.5725	0.5431	0.0000	19000	20000	-5.1	35.0

TestAmerica Laboratories

Semivolatiles 8270C low level PAH

Data file : \\tam-chemsvr\chem\SM\BSMA5973.i\1A050613.b\1AE06010.D
 Lab Smp Id: ICV-1448440
 Inj Date : 06-MAY-2013 12:11
 Operator : SCC
 Smp Info : ICV-1448440
 Misc Info :
 Comment :
 Method : \\tam-chemsvr\chem\SM\BSMA5973.i\1A050613.b\1AE06010.D
 Meth Date : 06-May-2013 13:03 cantins Quant Type: ISTD
 Cal Date : 06-MAY-2013 11:56 Cal File: 1AE06009.D
 Als bottle: 10 QC Sample: LCS
 Dil Factor: 1.00000
 Integrator: HP RTE Compound Sublist: pah.sub
 Target Version: 4.14
 Processing Host: TAM1000

Concentration Formula: Amt * DF * 1/Vi * Vt/Vo * A * B * C * D * CpndVariable

Name	Value	Description
DF	1.000	Dilution Factor
Vi	1.000	Injection Volume
Vt	1.000	Final Volume
Vo	1000.000	Sample Volume
A	1000.000	uL to mL conversion
B	1000.000	mL to L conversion
C	0.00100	ng to ug conversion
D	1.000	ug to mg conversion(value = 1= if no con
Cpnd Variable		Local Compound Variable

Compounds	QUANT	SIG	MASS	RT	EXP RT	REL RT	RESPONSE	CONCENTRATIONS	
								ON-COLUMN (ug/ml)	FINAL (ug/l)
* 1 Naphthalene-d8	136		2.545	2.544	(1.000)	1358957	40.0000		
* 6 Acenaphthene-d10	164		3.576	3.575	(1.000)	723354	40.0000		
* 10 Phenanthrene-d10	188		4.522	4.521	(1.000)	1301827	40.0000		
\$ 14 o-Terphenyl	230		4.821	4.820	(1.066)	353505	18.9730	18.9730	
* 18 Chrysene-d12	240		6.536	6.535	(1.000)	1182962	40.0000		
* 23 Perylene-d12	264		7.620	7.630	(1.000)	1130799	40.0000		
2 Naphthalene	128		2.556	2.555	(1.004)	620525	19.3900	19.3900	
3 2-Methylnaphthalene	141		2.962	2.961	(1.164)	345301	21.2310	21.2309	
4 1-Methylnaphthalene	142		3.015	3.014	(1.185)	398822	20.4584	20.4584	
5 Acenaphthylene	152		3.485	3.484	(0.975)	657440	19.3423	19.3423	
7 Acenaphthene	154		3.592	3.591	(1.004)	350866	17.9750	17.9750	
9 Fluorene	166		3.902	3.901	(1.091)	446292	20.0628	20.0627	
11 Phenanthrene	178		4.533	4.537	(1.002)	605646	18.7787	18.7787	
12 Anthracene	178		4.570	4.569	(1.011)	653401	19.0188	19.0188	
13 Carbazole	167		4.698	4.702	(1.039)	424026	13.7271	13.7271	
15 Fluoranthene	202		5.398	5.397	(1.194)	755565	20.3641	20.3641	
16 Pyrene	202		5.564	5.562	(0.851)	760119	19.9900	19.9900	

Compounds	QUANT SIG		CONCENTRATIONS				
	MASS	RT	EXP RT	REL RT	RESPONSE	ON-COLUMN (ug/ml)	FINAL (ug/l)
=====	=====	=====	=====	=====	=====	=====	=====
17 Benzo(a)anthracene	228	6.525	6.524	(0.998)	654156	19.6760	19.6760
19 Chrysene	228	6.557	6.551	(1.003)	647722	17.3155	17.3155
20 Benzo(b)fluoranthene	252	7.343	7.347	(0.964)	576037	19.2726	19.2725
21 Benzo(k)fluoranthene	252	7.364	7.368	(0.966)	689550	18.5964	18.5963
22 Benzo(a)pyrene	252	7.572	7.576	(0.994)	537816	17.5209	17.5208
24 Indeno(1,2,3-cd)pyrene	276	8.374	8.388	(1.099)	531307	20.6612	20.6611
25 Dibenzo(a,h)anthracene	278	8.400	8.414	(1.102)	574250	21.7852	21.7851
26 Benzo(g,h,i)perylene	276	8.593	8.602	(1.128)	547940	19.8150	19.8150

Data File: 1AE06010.D

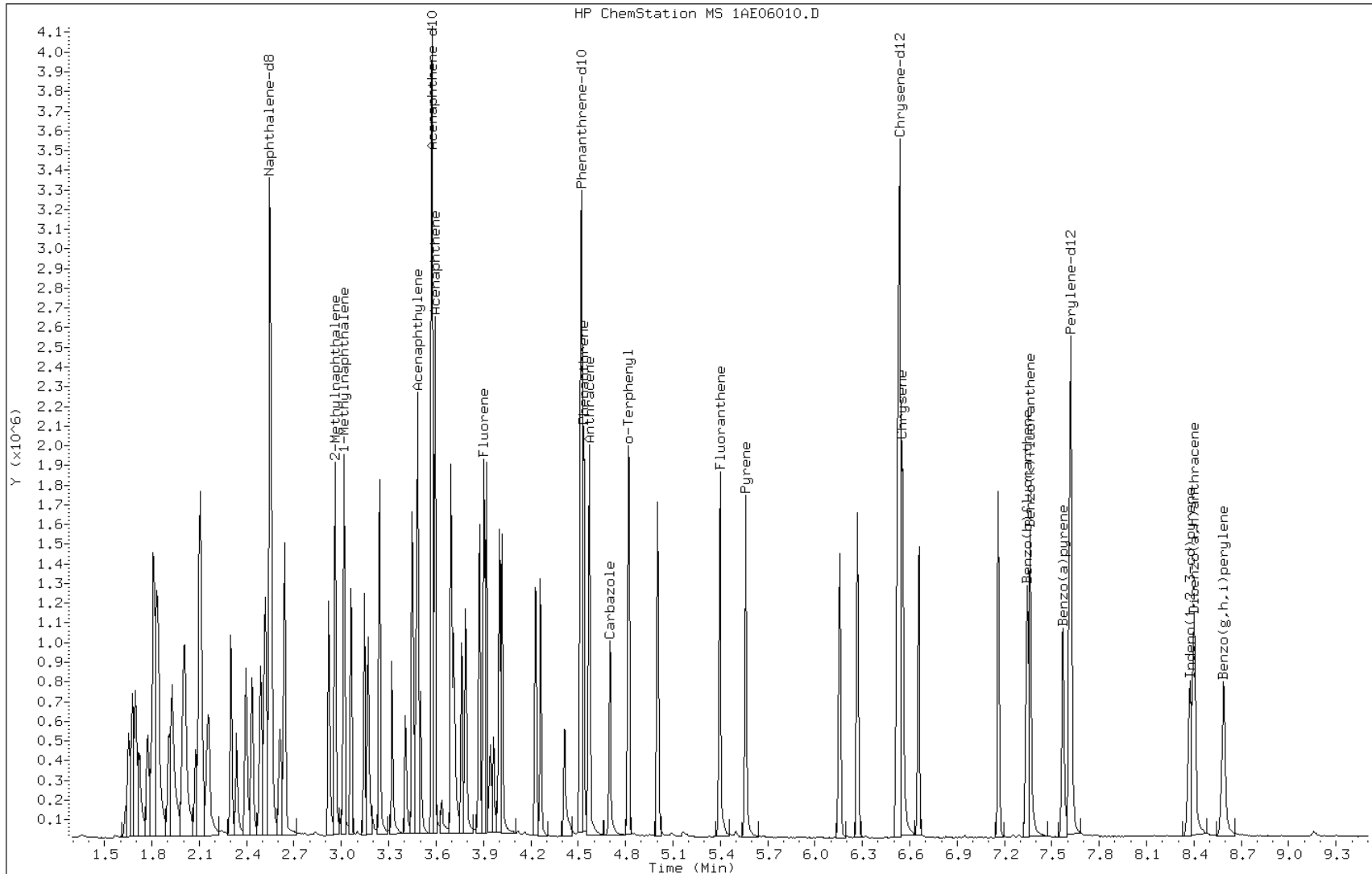
Date: 06-MAY-2013 12:11

Client ID:

Instrument: BSMA5973.i

Sample Info: ICV-1448440

Operator: SCC



FORM VII
GC/MS SEMI VOA CONTINUING CALIBRATION DATA

Lab Name: TestAmerica Tampa Job No.: 680-89985-2
 SDG No.: 68089985-2
 Lab Sample ID: CCVIS 660-137292/3 Calibration Date: 05/08/2013 14:31
 Instrument ID: BSMA5973 Calib Start Date: 05/06/2013 10:40
 GC Column: DB-5MS ID: 250.00 (um) Calib End Date: 05/06/2013 11:56
 Lab File ID: 1AE08003.D Conc. Units: ug/Kg

ANALYTE	CURVE TYPE	AVE RRF	RRF	MIN RRF	CALC AMOUNT	SPIKE AMOUNT	%D	MAX %D
Naphthalene	Ave	0.9420	0.9341	0.0000	19800	20000	-0.8	20.0
2-Methylnaphthalene	Ave	0.4787	0.4888	0.0000	20400	20000	2.1	20.0
1-Methylnaphthalene	Ave	0.5738	0.5693	0.0000	19800	20000	-0.8	20.0
Acenaphthylene	Ave	1.880	1.944	0.0000	20700	20000	3.5	20.0
Acenaphthene	Ave	1.079	0.9861	0.0000	18300	20000	-8.6	20.0
Fluorene	Ave	1.230	1.206	0.0000	19600	20000	-2.0	20.0
Phenanthrene	Ave	0.9910	0.9845	0.0000	19900	20000	-0.7	20.0
Anthracene	Ave	1.056	1.086	0.0000	20600	20000	2.9	20.0
Carbazole	Ave	0.9491	0.9155	0.0000	19300	20000	-3.5	20.0
Fluoranthene	Ave	1.140	1.147	0.0000	20100	20000	0.6	20.0
Pyrene	Ave	1.286	1.382	0.0000	21500	20000	7.5	20.0
Benzo[a]anthracene	Ave	1.124	1.039	0.0000	18500	20000	-7.6	20.0
Chrysene	Ave	1.265	1.250	0.0000	19800	20000	-1.2	20.0
Benzo[b]fluoranthene	Ave	1.057	0.9768	0.0000	18500	20000	-7.6	20.0
Benzo[k]fluoranthene	Ave	1.312	1.446	0.0000	22000	20000	10.2	20.0
Benzo[a]pyrene	Ave	1.086	1.101	0.0000	20300	20000	1.4	20.0
Indeno[1,2,3-cd]pyrene	Ave	0.9096	0.8581	0.0000	18900	20000	-5.7	20.0
Dibenz(a,h)anthracene	Ave	0.9324	0.8704	0.0000	18700	20000	-6.7	20.0
Benzo[g,h,i]perylene	Ave	0.9782	0.9018	0.0000	18400	20000	-7.8	20.0
o-Terphenyl	Ave	0.5725	0.5696	0.0000	19900	20000	-0.5	20.0

TestAmerica Laboratories

Semivolatile 8270C low level PAH

Data file : \\tam-chemsvr\chem\SM\BSMA5973.i\1A050813.b\1AE08003.D
 Lab Smp Id: CCVIS-1531401
 Inj Date : 08-MAY-2013 14:31
 Operator : SCC
 Smp Info : CCVIS-1531401
 Misc Info :
 Comment :
 Method : \\tam-chemsvr\chem\SM\BSMA5973.i\1A050813.b\a-bFASTPAHi-m.m
 Meth Date : 08-May-2013 14:46 cantins Quant Type: ISTD
 Cal Date : 06-MAY-2013 11:56 Cal File: 1AE06009.D
 Als bottle: 3 Continuing Calibration Sample
 Dil Factor: 1.00000
 Integrator: HP RTE Compound Sublist: pah.sub
 Target Version: 4.14
 Processing Host: TAM1000

Compounds	QUANT SIG						AMOUNTS	
		MASS	RT	EXP RT	REL RT	RESPONSE	CAL-AMT (ug/ml)	ON-COL (ug/ml)
* 1 Naphthalene-d8	136	2.541	2.541	(1.000)	1248061	40.0000		
* 6 Acenaphthene-d10	164	3.572	3.572	(1.000)	640327	40.0000		
* 10 Phenanthrene-d10	188	4.523	4.523	(1.000)	1071156	40.0000		
\$ 14 o-Terphenyl	230	4.817	4.817	(1.065)	305046	20.0000	19.8978	
* 18 Chrysene-d12	240	6.542	6.542	(1.000)	928886	40.0000		
* 23 Perylene-d12	264	7.632	7.632	(1.000)	792941	40.0000		
2 Naphthalene	128	2.552	2.552	(1.004)	582897	20.0000	19.8326	
3 2-Methylnaphthalene	141	2.958	2.958	(1.164)	305050	20.0000	20.4226	
4 1-Methylnaphthalene	142	3.011	3.011	(1.185)	355255	20.0000	19.8428	
5 Acenaphthylene	152	3.481	3.481	(0.975)	622536	20.0000	20.6902	
7 Acenaphthene	154	3.588	3.588	(1.004)	315714	20.0000	18.2713	
9 Fluorene	166	3.903	3.903	(1.093)	386108	20.0000	19.6078	
11 Phenanthrene	178	4.534	4.534	(1.002)	527250	20.0000	19.8684	
12 Anthracene	178	4.571	4.571	(1.011)	581651	20.0000	20.5762	
13 Carbazole	167	4.705	4.705	(1.040)	490330	20.0000	19.2919	
15 Fluoranthene	202	5.399	5.399	(1.194)	614505	20.0000	20.1288	
16 Pyrene	202	5.565	5.565	(0.851)	641727	20.0000	21.4926	
17 Benzo(a)anthracene	228	6.526	6.526	(0.998)	482460	20.0000	18.4810	
19 Chrysene	228	6.558	6.558	(1.002)	580429	20.0000	19.7608	
20 Benzo(b)fluoranthene	252	7.349	7.349	(0.963)	387269	20.0000	18.4776	
21 Benzo(k)fluoranthene	252	7.370	7.370	(0.966)	573138	20.0000	22.0427	
22 Benzo(a)pyrene	252	7.579	7.579	(0.993)	436425	20.0000	20.2756	
24 Indeno(1,2,3-cd)pyrene	276	8.396	8.396	(1.100)	340200	20.0000	18.8663(M)	
25 Dibenzo(a,h)anthracene	278	8.418	8.418	(1.103)	345093	20.0000	18.6698(M)	
26 Benzo(g,h,i)perylene	276	8.610	8.610	(1.128)	357523	20.0000	18.4378(M)	

QC Flag Legend

M - Compound response manually integrated.

Data File: 1AE08003.D

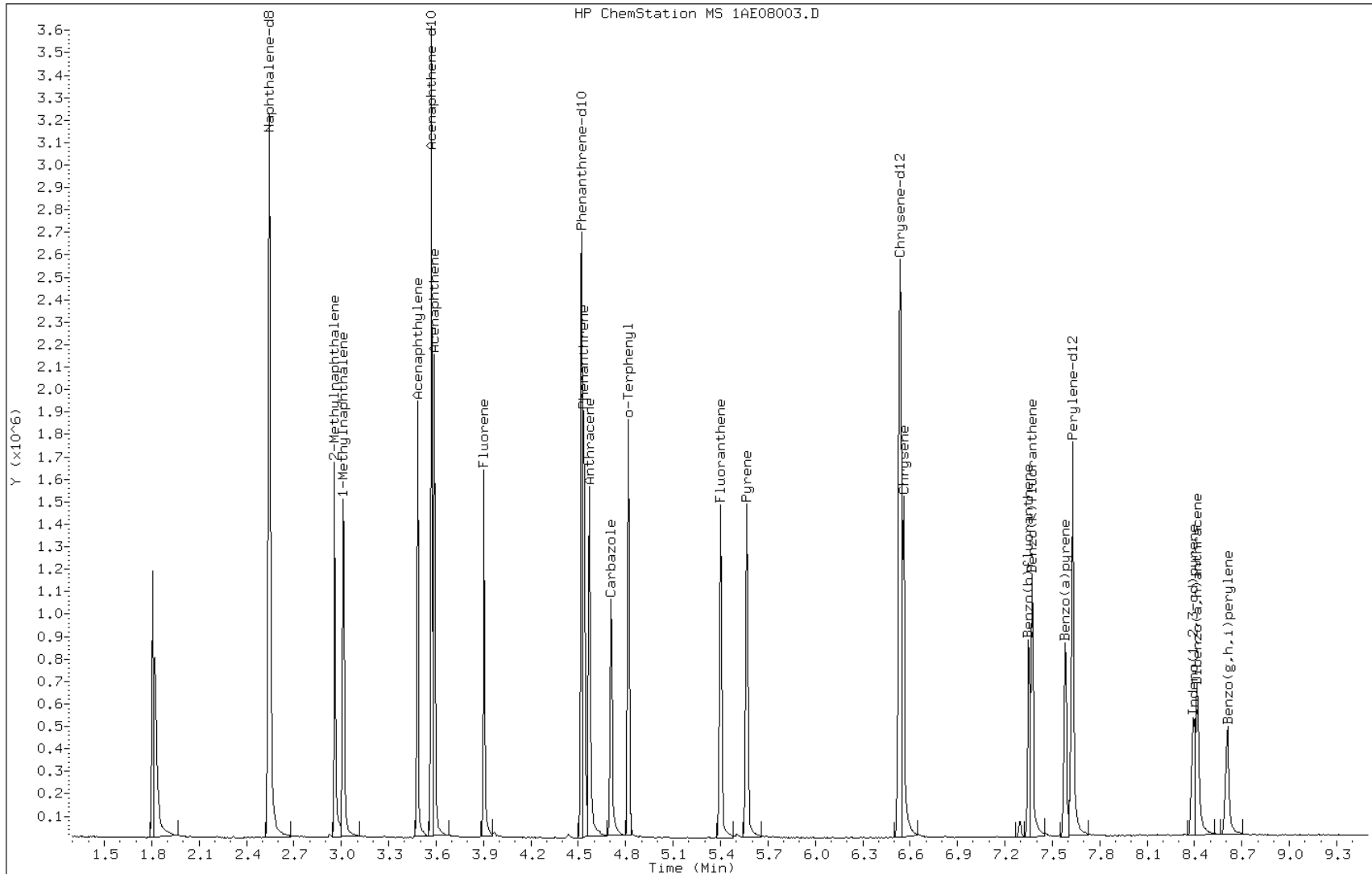
Date: 08-MAY-2013 14:31

Client ID:

Instrument: BSMA5973.i

Sample Info: CCVIS-1531401

Operator: SCC

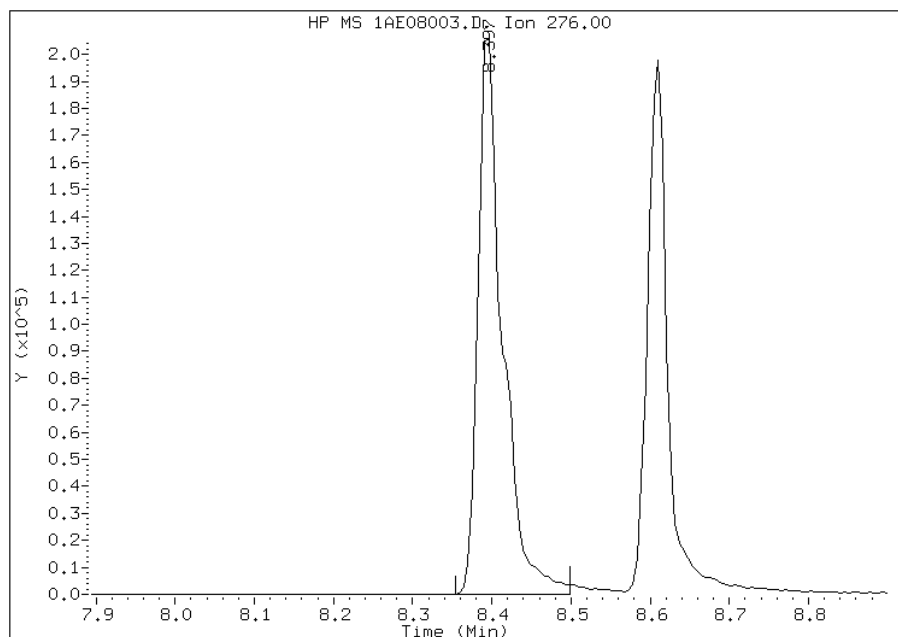


Manual Integration Report

Data File: 1AE08003.D
Inj. Date and Time: 08-MAY-2013 14:31
Instrument ID: BSMA5973.i
Client ID:
Compound: 24 Indeno(1,2,3-cd)pyrene
CAS #: 193-39-5
Report Date: 05/09/2013

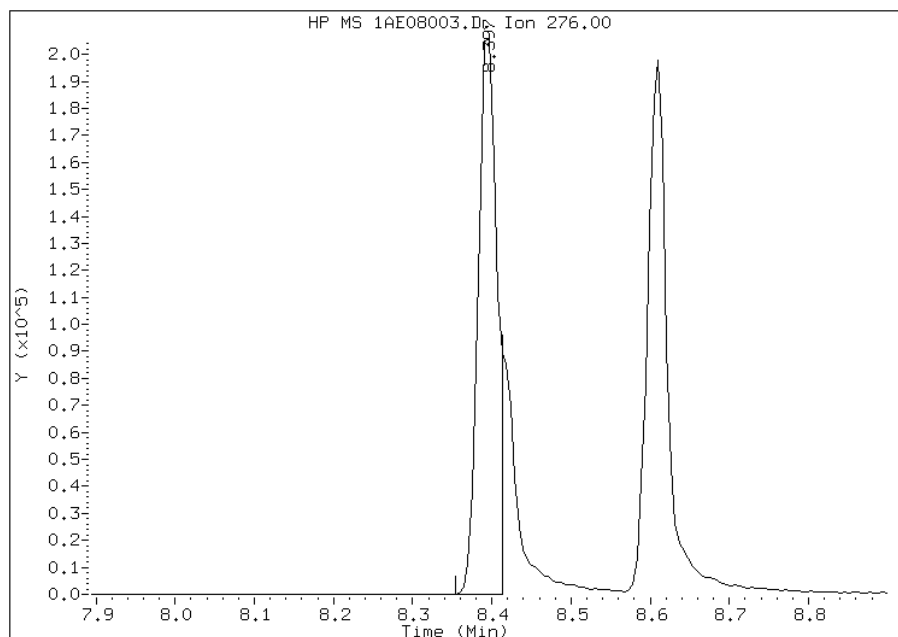
Processing Integration Results

RT: 8.40
Response: 441252
Amount: 24
Conc: 24



Manual Integration Results

RT: 8.40
Response: 340200
Amount: 19
Conc: 19



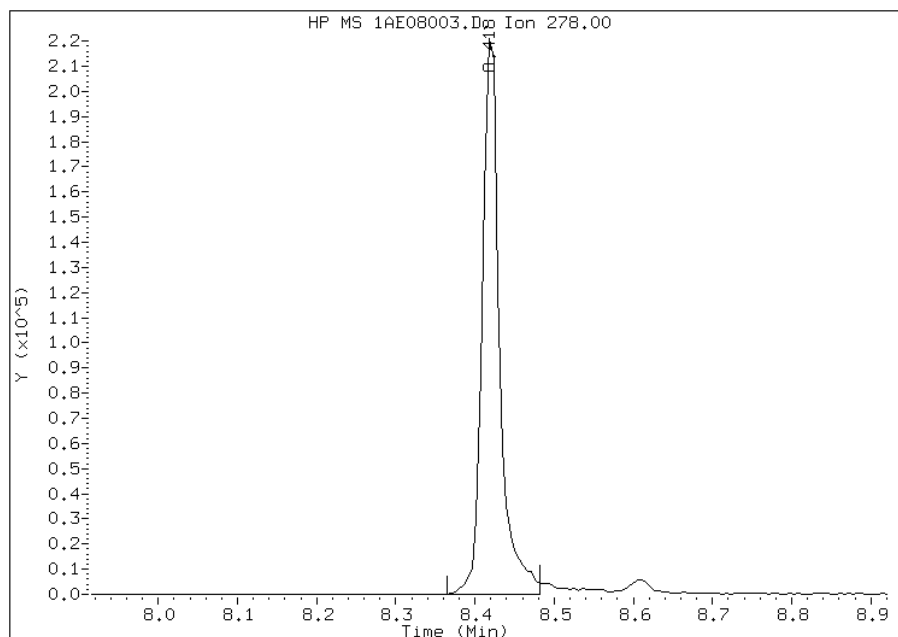
Manually Integrated By: cantins
Modification Date: 08-May-2013 14:47
Manual Integration Reason: Split Peak

Manual Integration Report

Data File: 1AE08003.D
Inj. Date and Time: 08-MAY-2013 14:31
Instrument ID: BSMA5973.i
Client ID:
Compound: 25 Dibenzo(a,h)anthracene
CAS #: 53-70-3
Report Date: 05/09/2013

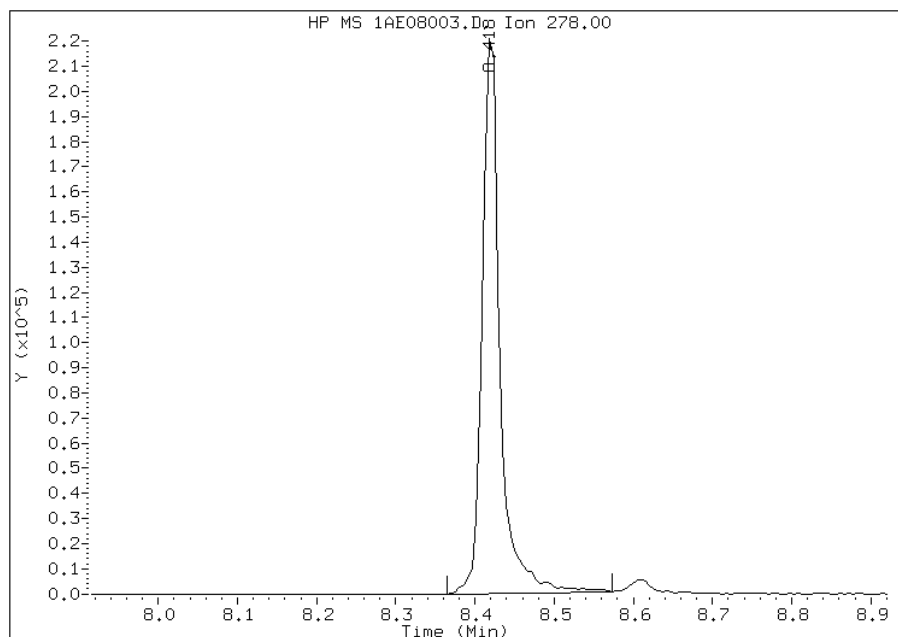
Processing Integration Results

RT: 8.42
Response: 335498
Amount: 18
Conc: 18



Manual Integration Results

RT: 8.42
Response: 345093
Amount: 19
Conc: 19



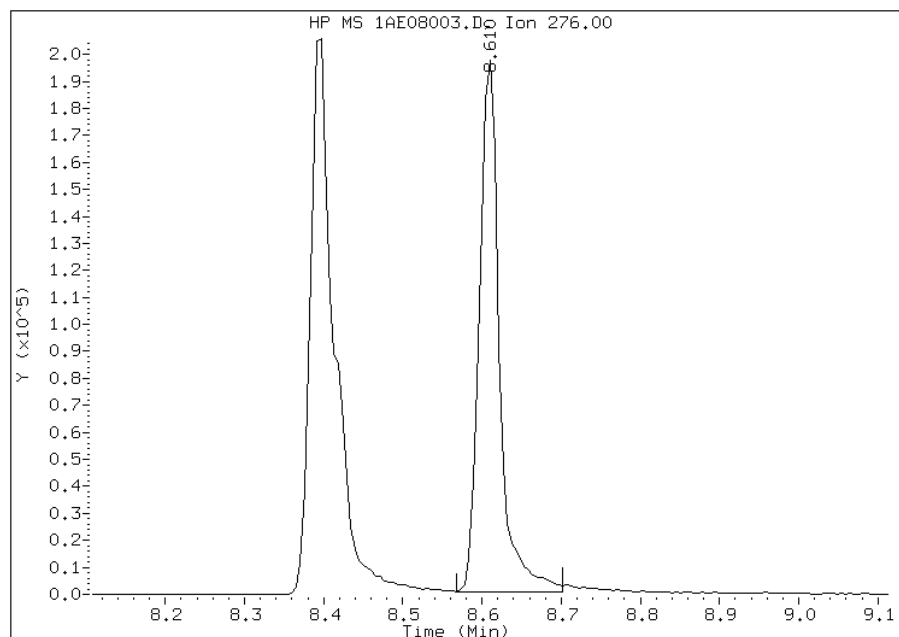
Manually Integrated By: cantins
Modification Date: 08-May-2013 14:47
Manual Integration Reason: Baseline Event

Manual Integration Report

Data File: 1AE08003.D
Inj. Date and Time: 08-MAY-2013 14:31
Instrument ID: BSMA5973.i
Client ID:
Compound: 26 Benzo(g,h,i)perylene
CAS #: 191-24-2
Report Date: 05/09/2013

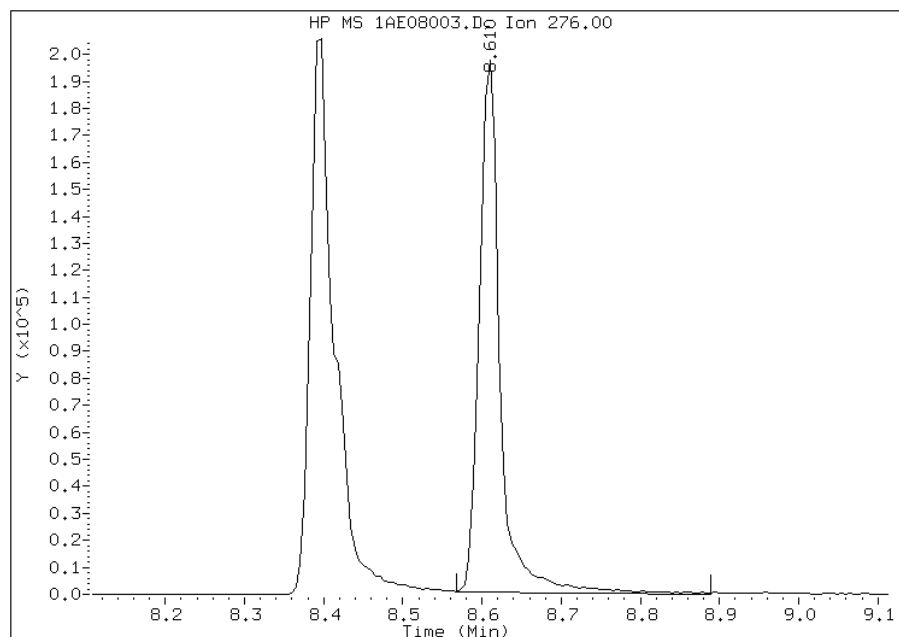
Processing Integration Results

RT: 8.61
Response: 343442
Amount: 18
Conc: 18



Manual Integration Results

RT: 8.61
Response: 357523
Amount: 18
Conc: 18



Manually Integrated By: cantins
Modification Date: 08-May-2013 14:47
Manual Integration Reason: Baseline Event

FORM VII
GC/MS SEMI VOA CONTINUING CALIBRATION DATA

Lab Name: TestAmerica Tampa Job No.: 680-89985-2
 SDG No.: 68089985-2
 Lab Sample ID: CCVIS 660-137283/4 Calibration Date: 05/09/2013 10:56
 Instrument ID: BSMA5973 Calib Start Date: 05/06/2013 10:40
 GC Column: DB-5MS ID: 250.00 (um) Calib End Date: 05/06/2013 11:56
 Lab File ID: 1AE09004.D Conc. Units: ug/Kg

ANALYTE	CURVE TYPE	AVE RRF	RRF	MIN RRF	CALC AMOUNT	SPIKE AMOUNT	%D	MAX %D
Naphthalene	Ave	0.9420	0.9416	0.0000	20000	20000	-0.0	20.0
2-Methylnaphthalene	Ave	0.4787	0.4940	0.0000	20600	20000	3.2	20.0
1-Methylnaphthalene	Ave	0.5738	0.5576	0.0000	19400	20000	-2.8	20.0
Acenaphthylene	Ave	1.880	1.988	0.0000	21200	20000	5.8	20.0
Acenaphthene	Ave	1.079	1.010	0.0000	18700	20000	-6.4	20.0
Fluorene	Ave	1.230	1.274	0.0000	20700	20000	3.6	20.0
Phenanthrene	Ave	0.9910	0.9916	0.0000	20000	20000	0.0	20.0
Anthracene	Ave	1.056	1.087	0.0000	20600	20000	3.0	20.0
Carbazole	Ave	0.9491	0.9300	0.0000	19600	20000	-2.0	20.0
Fluoranthene	Ave	1.140	1.162	0.0000	20400	20000	1.9	20.0
Pyrene	Ave	1.286	1.350	0.0000	21000	20000	5.0	20.0
Benzo[a]anthracene	Ave	1.124	1.062	0.0000	18900	20000	-5.6	20.0
Chrysene	Ave	1.265	1.179	0.0000	18600	20000	-6.8	20.0
Benzo[b]fluoranthene	Ave	1.057	1.056	0.0000	20000	20000	-0.2	20.0
Benzo[k]fluoranthene	Ave	1.312	1.353	0.0000	20600	20000	3.1	20.0
Benzo[a]pyrene	Ave	1.086	1.020	0.0000	18800	20000	-6.1	20.0
Indeno[1,2,3-cd]pyrene	Ave	0.9096	1.010	0.0000	22200	20000	11.0	20.0
Dibenz(a,h)anthracene	Ave	0.9324	0.9615	0.0000	20600	20000	3.1	20.0
Benzo[g,h,i]perylene	Ave	0.9782	1.011	0.0000	20700	20000	3.4	20.0
o-Terphenyl	Ave	0.5725	0.5861	0.0000	20500	20000	2.4	20.0

TestAmerica Laboratories

Semivolatile 8270C low level PAH

Data file : \\tam-chemsrv\chem\SM\BSMA5973.i\1A050913.b\1AE09004.D
 Lab Smp Id: CCVIS-1531401
 Inj Date : 09-MAY-2013 10:56
 Operator : SCC
 Smp Info : CCVIS-1531401
 Misc Info :
 Comment :
 Method : \\tam-chemsrv\chem\SM\BSMA5973.i\1A050913.b\a-bFASTPAHi-m.m
 Meth Date : 09-May-2013 11:07 cantins Quant Type: ISTD
 Cal Date : 06-MAY-2013 11:56 Cal File: 1AE06009.D
 Als bottle: 3 Continuing Calibration Sample
 Dil Factor: 1.00000
 Integrator: HP RTE Compound Sublist: pah.sub
 Target Version: 4.14
 Processing Host: TAM1000

Compounds	QUANT SIG	AMOUNTS					
		MASS	RT	EXP RT	REL RT	RESPONSE	CAL-AMT (ug/ml)
* 1 Naphthalene-d8	136	2.543	2.543	(1.000)	1229116	40.0000	
* 6 Acenaphthene-d10	164	3.574	3.574	(1.000)	604439	40.0000	
* 10 Phenanthrene-d10	188	4.520	4.520	(1.000)	1023634	40.0000	
\$ 14 o-Terphenyl	230	4.819	4.819	(1.066)	299972	20.0000	20.4752
* 18 Chrysene-d12	240	6.539	6.539	(1.000)	901534	40.0000	
* 23 Perylene-d12	264	7.634	7.634	(1.000)	671595	40.0000	
2 Naphthalene	128	2.554	2.554	(1.004)	578635	20.0000	19.9910
3 2-Methylnaphthalene	141	2.960	2.960	(1.164)	303560	20.0000	20.6361
4 1-Methylnaphthalene	142	3.013	3.013	(1.185)	342690	20.0000	19.4360
5 Acenaphthylene	152	3.484	3.484	(0.975)	600716	20.0000	21.1504
7 Acenaphthene	154	3.590	3.590	(1.004)	305219	20.0000	18.7127
9 Fluorene	166	3.906	3.906	(1.093)	385005	20.0000	20.7127
11 Phenanthrene	178	4.536	4.536	(1.004)	507514	20.0000	20.0126
12 Anthracene	178	4.573	4.573	(1.012)	556299	20.0000	20.5930
13 Carbazole	167	4.707	4.707	(1.041)	475963	20.0000	19.5961
15 Fluoranthene	202	5.401	5.401	(1.195)	594473	20.0000	20.3767
16 Pyrene	202	5.567	5.567	(0.851)	608454	20.0000	20.9965
17 Benzo(a)anthracene	228	6.534	6.534	(0.999)	478534	20.0000	18.8867
19 Chrysene	228	6.561	6.561	(1.003)	531620	20.0000	18.6482
20 Benzo(b)fluoranthene	252	7.351	7.351	(0.963)	354461	20.0000	19.9680
21 Benzo(k)fluoranthene	252	7.373	7.373	(0.966)	454265	20.0000	20.6276
22 Benzo(a)pyrene	252	7.581	7.581	(0.993)	342368	20.0000	18.7798
24 Indeno(1,2,3-cd)pyrene	276	8.398	8.398	(1.100)	339098	20.0000	22.2030
25 Dibenzo(a,h)anthracene	278	8.425	8.425	(1.104)	322880	20.0000	20.6243(M)
26 Benzo(g,h,i)perylene	276	8.617	8.617	(1.129)	339509	20.0000	20.6723

QC Flag Legend

M - Compound response manually integrated.

Data File: 1AE09004.D

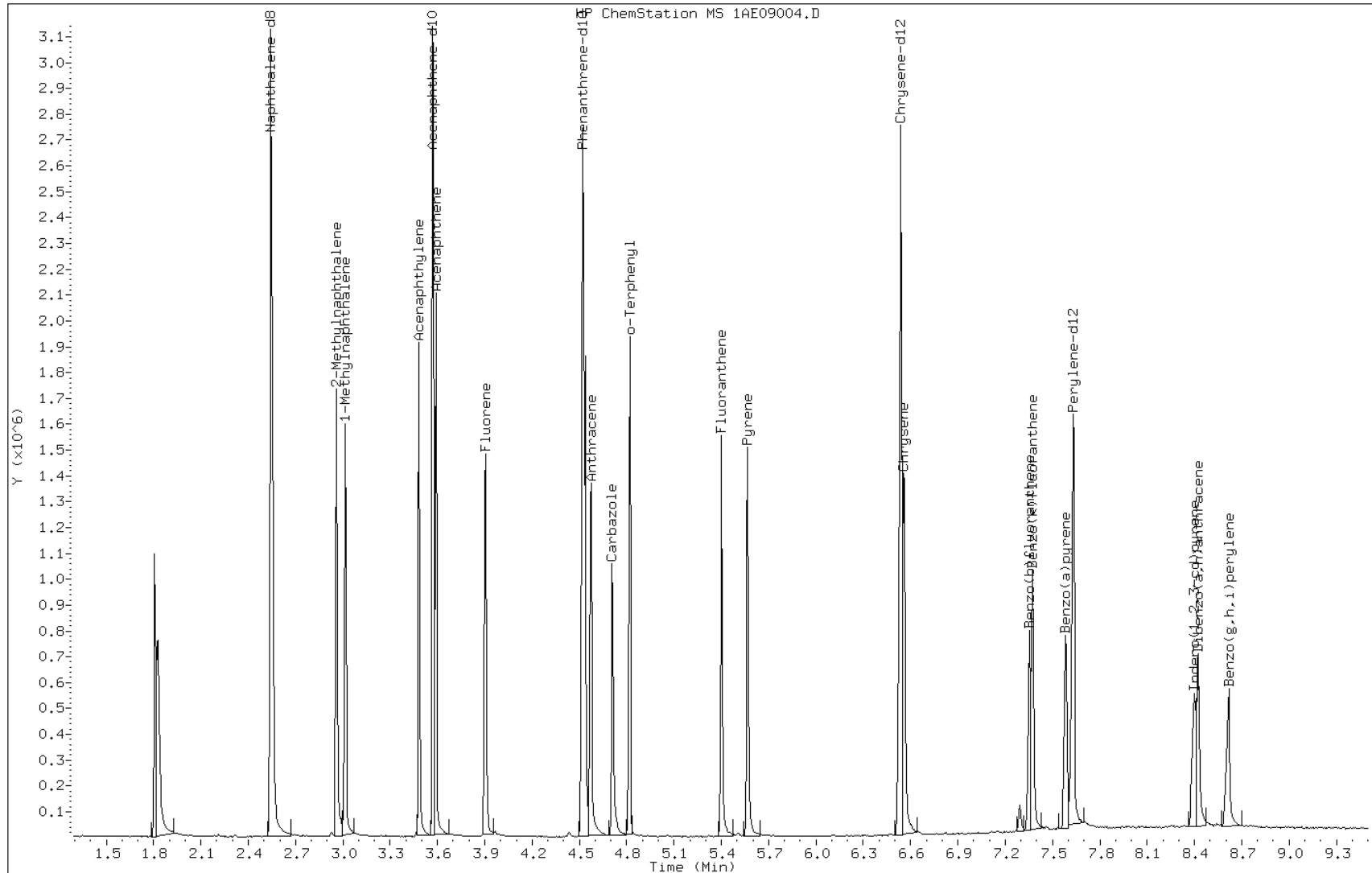
Date: 09-MAY-2013 10:56

Client ID:

Instrument: BSMA5973.i

Sample Info: CCVIS-1531401

Operator: SCC

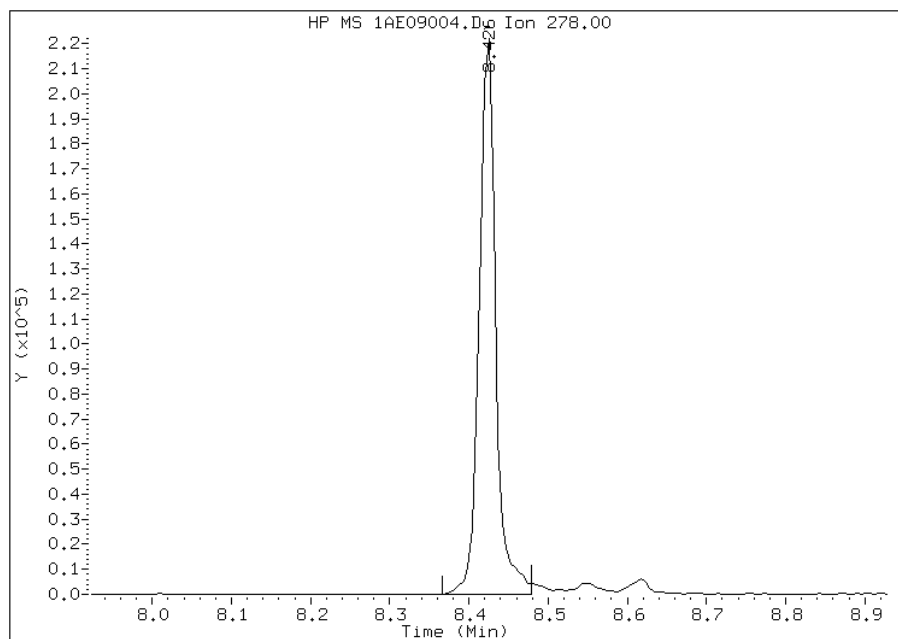


Manual Integration Report

Data File: 1AE09004.D
Inj. Date and Time: 09-MAY-2013 10:56
Instrument ID: BSMA5973.i
Client ID:
Compound: 25 Dibenzo(a,h)anthracene
CAS #: 53-70-3
Report Date: 05/09/2013

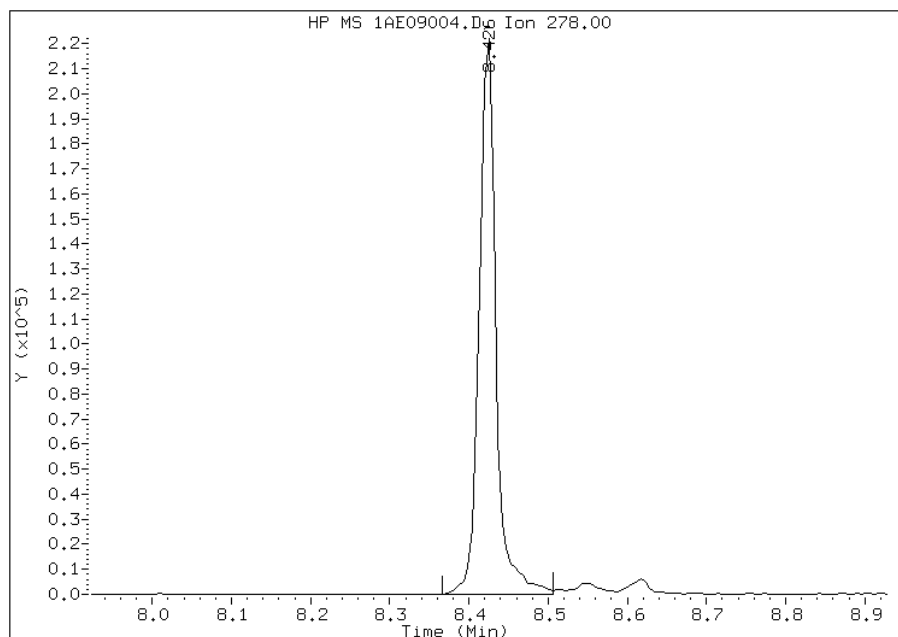
Processing Integration Results

RT: 8.43
Response: 318934
Amount: 20
Conc: 20



Manual Integration Results

RT: 8.43
Response: 322880
Amount: 21
Conc: 21



Manually Integrated By: cantins
Modification Date: 09-May-2013 11:08
Manual Integration Reason: Baseline Event

TestAmerica Laboratories

Data file : \\tam-chemsvr\chem\SM\BSMA5973.i\1A050613.b\1AE06002.D
 Lab Smp Id: DFTPP Client Smp ID: DFTPP
 Inj Date : 06-MAY-2013 10:11
 Operator : SCC Inst ID: BSMA5973.i
 Smp Info : DFTPP-1525851
 Misc Info :
 Comment :
 Method : \\tam-chemsvr\chem\SM\BSMA5973.i\1A050613.b\a-dftpp198.m
 Meth Date : 04-Apr-2013 10:35 cantins Quant Type: ESTD
 Cal Date : Cal File:
 Als bottle: 2 QC Sample: DFTPP
 Dil Factor: 1.00000
 Integrator: HP RTE Compound Sublist: all.sub
 Target Version: 4.14 Sample Matrix: None
 Processing Host: TAM1000

CONCENTRATIONS									
ON-COL FINAL									
RT	EXP RT	DLT RT	MASS	RESPONSE (ug/L)	(ug/L)	TARGET RANGE	RATIO		
====	=====	=====	====	=====	=====	=====	=====		
1 dftpp					CAS #: 5074-71-5				
4.893	4.963	-0.070	198	57528		50.00- 0.00	100.00		
4.893	4.963	-0.070	51	21778		10.00- 80.00	37.86		
4.893	4.963	-0.070	68	150		0.00- 2.00	0.78		
4.893	4.963	-0.070	69	19303		0.00- 0.00	33.55		
4.893	4.963	-0.070	70	321		0.00- 2.00	1.66		
4.893	4.963	-0.070	127	26701		10.00- 80.00	46.41		
4.893	4.963	-0.070	197	0	0.0	0.00- 2.00	0.00		
4.893	4.963	-0.070	442	50968		50.00- 0.00	88.60		
4.893	4.963	-0.070	199	4201		5.00- 9.00	7.30		
4.893	4.963	-0.070	275	14341		10.00- 60.00	24.93		
4.893	4.963	-0.070	365	1641		1.00- 0.00	2.85		
4.893	4.963	-0.070	441	7097		0.01- 99.99	75.79		
4.893	4.963	-0.070	443	9364		15.00- 24.00	18.37		

Data File: 1AE06002.D

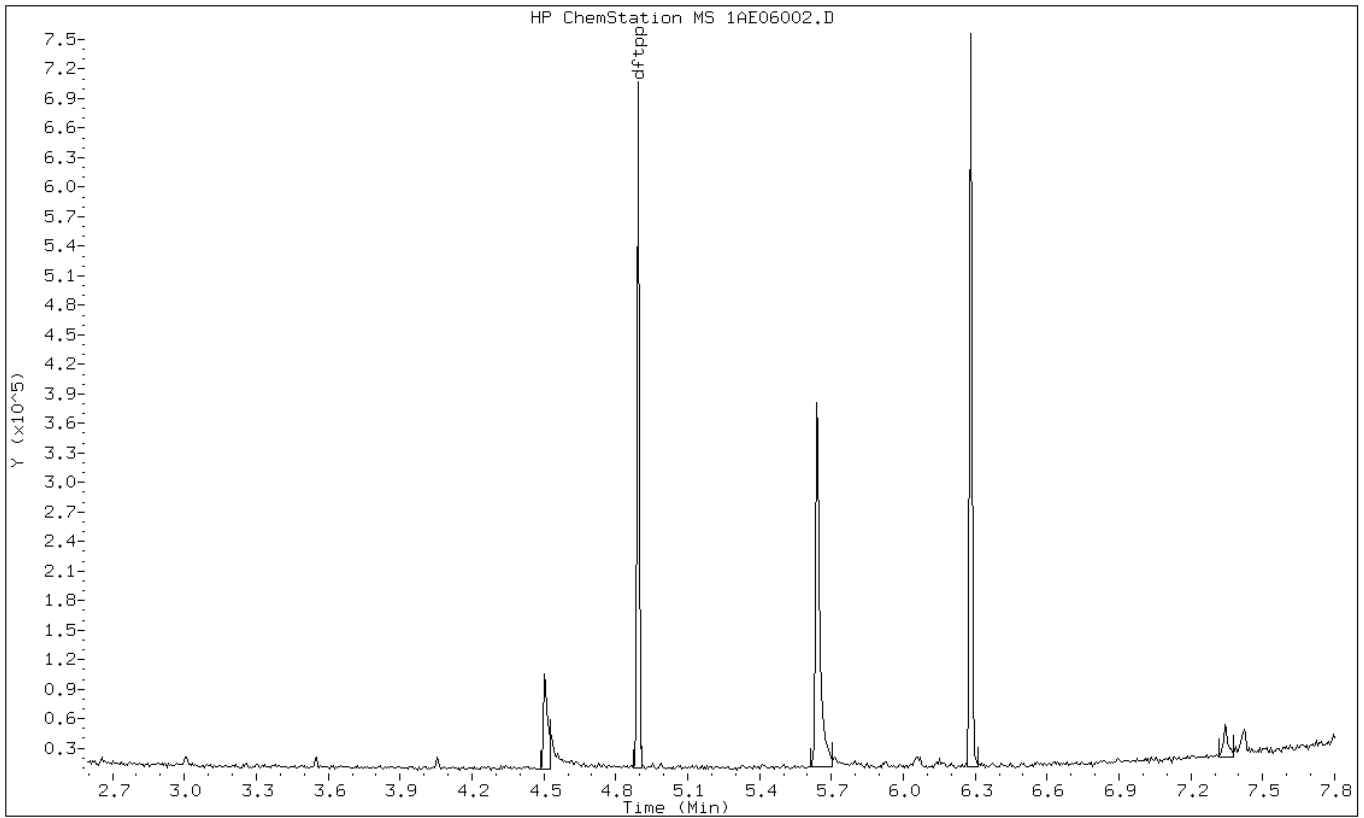
Date: 06-MAY-2013 10:11

Client ID: DFTPP

Instrument: BSMA5973.i

Sample Info: DFTPP-1525851

Operator: SCC



Data File: 1AE06002.D

Date: 06-MAY-2013 10:11

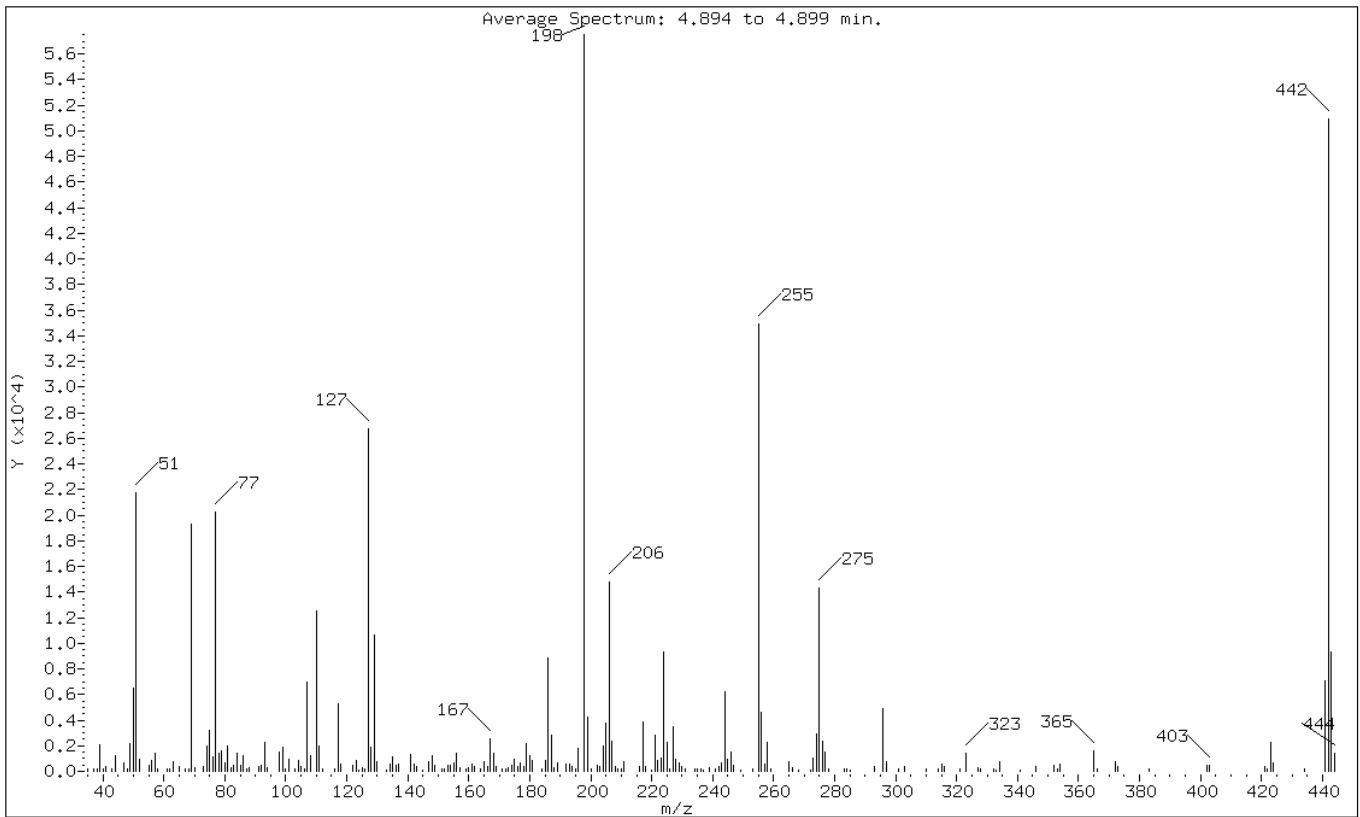
Client ID: DFTPP

Instrument: BSMA5973.i

Sample Info: DFTPP-1525851

Operator: SCC

1 dftpp



m/e	ION ABUNDANCE CRITERIA	% RELATIVE ABUNDANCE
198	Base Peak, 100% relative abundance	100.00
51	10.00 - 80.00% of mass 198	37.86
68	Less than 2.00% of mass 69	0.26 (0.78)
69	Mass 69 relative abundance	33.55
70	Less than 2.00% of mass 69	0.56 (1.66)
127	10.00 - 80.00% of mass 198	46.41
197	Less than 2.00% of mass 198	0.00
442	Greater than 50.00% of mass 198	88.60
199	5.00 - 9.00% of mass 198	7.30
275	10.00 - 60.00% of mass 198	24.93
365	Greater than 1.00% of mass 198	2.85
441	Present, but less than mass 443	12.34
443	15.00 - 24.00% of mass 442	16.28 (18.37)

Data File: 1AE06002.D

Date: 06-MAY-2013 10:11

Client ID: DFTPP

Instrument: BSMA5973.i

Sample Info: DFTPP-1525851

Operator: SCC

Data File: \\tam-chemsvr\chem\SM\BSMA5973.i\1A050613.b\1AE06002.D

Spectrum: Average Spectrum: 4.894 to 4.899 min.

Location of Maximum: 198.00

Number of points: 219

m/z	Y	m/z	Y	m/z	Y	m/z	Y
35.00	163	108.00	1239	181.00	851	256.00	4636
37.00	156	110.00	12507	184.00	149	257.00	523
38.00	198	111.00	1967	185.00	803	258.00	2260
39.00	2065	112.00	171	186.00	8887	259.00	189
40.00	227	116.00	201	187.00	2798	265.00	774
41.00	402	117.00	5309	188.00	238	266.00	253
43.00	157	118.00	581	189.00	658	268.00	138
44.00	1183	122.00	433	192.00	597	272.00	132
47.00	644	123.00	860	193.00	519	273.00	1005
48.00	173	124.00	130	194.00	402	274.00	2879
49.00	2203	125.00	327	195.00	179	275.00	14341
50.00	6482	126.00	144	196.00	1807	276.00	2336
51.00	21776	127.00	26696	198.00	57528	277.00	1475
52.00	935	128.00	1902	199.00	4201	278.00	147
55.00	483	129.00	10602	200.00	146	283.00	142
56.00	828	130.00	798	202.00	501	284.00	171
57.00	1410	133.00	131	203.00	342	285.00	130
58.00	157	134.00	589	204.00	1990	293.00	374
61.00	226	135.00	1111	205.00	3759	296.00	4873
62.00	219	136.00	509	206.00	14757	297.00	798
63.00	710	137.00	544	207.00	2319	301.00	159
65.00	363	141.00	1360	208.00	334	303.00	401
67.00	154	142.00	519	209.00	187	310.00	191
68.00	150	143.00	362	210.00	163	314.00	181
69.00	19296	145.00	132	211.00	732	315.00	566
70.00	321	147.00	775	216.00	411	316.00	405
73.00	350	148.00	1196	217.00	3840	321.00	172
74.00	1963	149.00	428	218.00	401	323.00	1437
75.00	3170	151.00	180	220.00	129	327.00	272
76.00	1099	152.00	156	221.00	2850	328.00	187
77.00	20232	153.00	492	222.00	804	332.00	163
78.00	1369	154.00	514	223.00	1004	333.00	133
79.00	1624	155.00	638	224.00	9288	334.00	783
80.00	676	156.00	1388	225.00	2223	341.00	125
81.00	1934	157.00	302	226.00	171	346.00	355
82.00	244	159.00	191	227.00	3480	352.00	462
83.00	509	160.00	265	228.00	907	353.00	202
84.00	1383	161.00	547	229.00	688	354.00	531
85.00	492	162.00	334	230.00	358	365.00	1641
86.00	1181	164.00	196	231.00	145	366.00	175

87.00	202	165.00	726	234.00	224	372.00	775
88.00	293	166.00	399	235.00	156	373.00	397
91.00	342	167.00	2575	236.00	170	383.00	218
92.00	461	168.00	1370	237.00	137	402.00	427
93.00	2305	169.00	331	239.00	280	403.00	432
+-----+-----+-----+-----+-----+-----+-----+-----+							
94.00	254	171.00	162	241.00	228	421.00	371
98.00	1468	172.00	183	242.00	360	422.00	142
99.00	1901	173.00	275	243.00	647	423.00	2274
100.00	194	174.00	453	244.00	6260	424.00	676
101.00	952	175.00	907	245.00	931	434.00	158
+-----+-----+-----+-----+-----+-----+-----+-----+							
103.00	216	176.00	340	246.00	1492	441.00	7097
104.00	886	177.00	695	247.00	478	442.00	50968
105.00	404	178.00	416	249.00	129	443.00	9364
106.00	232	179.00	2194	253.00	142	444.00	1393
107.00	6935	180.00	1266	255.00	34928		
+-----+-----+-----+-----+-----+-----+-----+-----+							

TestAmerica Laboratories

Data file : \\tam-chemsvr\chem\SM\BSMA5973.i\1A050813.b\1AE08002.D
 Lab Smp Id: DFTPP Client Smp ID: DFTPP
 Inj Date : 08-MAY-2013 14:11
 Operator : SCC Inst ID: BSMA5973.i
 Smp Info : DFTPP-1525851
 Misc Info :
 Comment :
 Method : \\tam-chemsvr\chem\SM\BSMA5973.i\1A050813.b\a-dftpp198.m
 Meth Date : 04-Apr-2013 10:35 cantins Quant Type: ESTD
 Cal Date : Cal File:
 Als bottle: 2 QC Sample: DFTPP
 Dil Factor: 1.00000
 Integrator: HP RTE Compound Sublist: all.sub
 Target Version: 4.14 Sample Matrix: None
 Processing Host: TAM1000

CONCENTRATIONS									
ON-COL FINAL									
RT	EXP RT	DLT RT	MASS	RESPONSE	(ug/L)	(ug/L)	TARGET	RANGE	RATIO
====	=====	=====	====	=====	=====	=====	=====	=====	=====
1 dftpp					CAS #: 5074-71-5				
4.888	4.963	-0.075	198	58192			50.00-	0.00	100.00
4.888	4.963	-0.075	51	31352			10.00-	80.00	53.88
4.888	4.963	-0.075	68	0	0.0	0.0	0.00-	2.00	0.00
4.888	4.963	-0.075	69	25728			0.00-	0.00	44.21
4.888	4.963	-0.075	70	291			0.00-	2.00	1.13
4.888	4.963	-0.075	127	28824			10.00-	80.00	49.53
4.888	4.963	-0.075	197	0	0.0	0.0	0.00-	2.00	0.00
4.888	4.963	-0.075	442	29872			50.00-	0.00	51.33
4.888	4.963	-0.075	199	4880			5.00-	9.00	8.39
4.888	4.963	-0.075	275	13596			10.00-	60.00	23.36
4.888	4.963	-0.075	365	1165			1.00-	0.00	2.00
4.888	4.963	-0.075	441	4072			0.01-	99.99	64.55
4.888	4.963	-0.075	443	6308			15.00-	24.00	21.12

Data File: 1AE08002.D

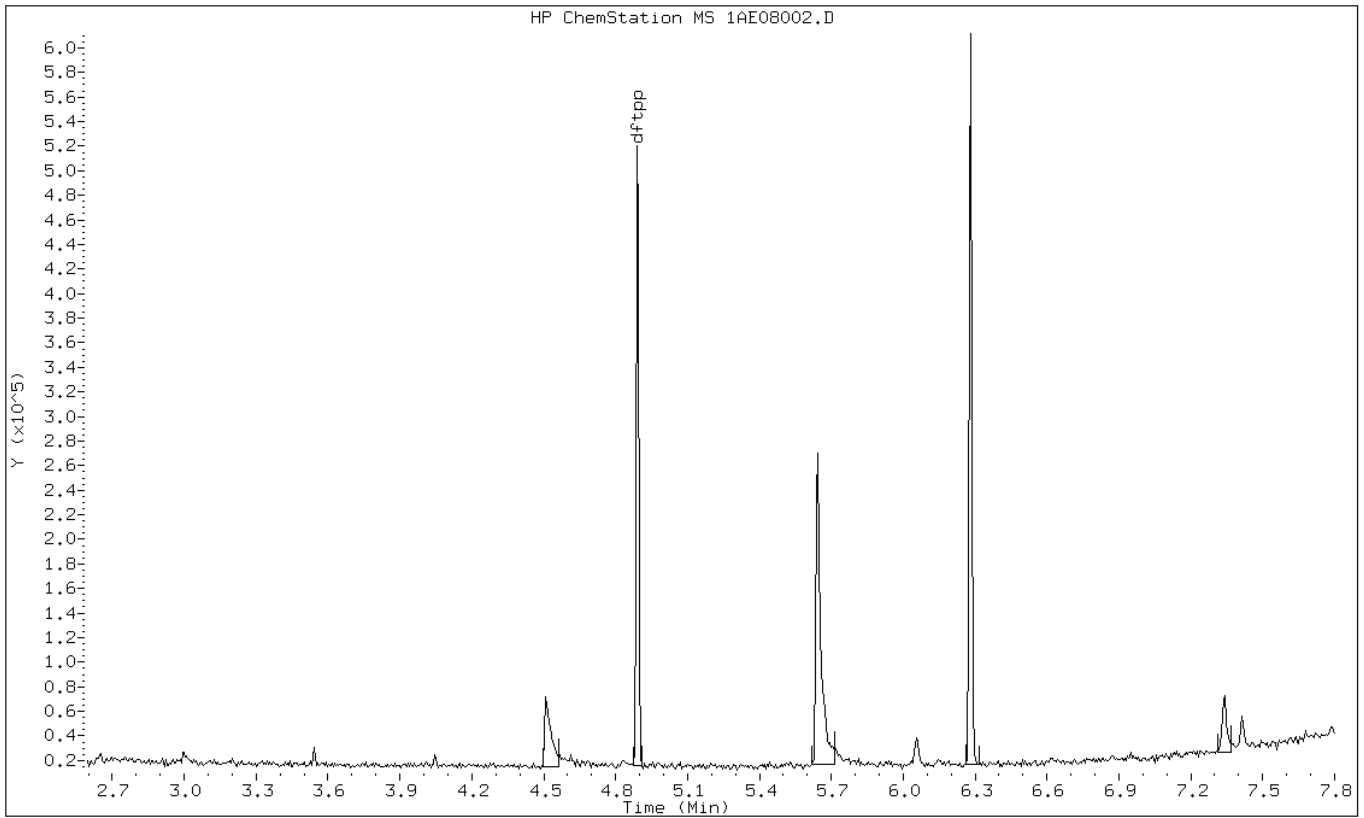
Date: 08-MAY-2013 14:11

Client ID: DFTPP

Instrument: BSMA5973.i

Sample Info: DFTPP-1525851

Operator: SCC



Data File: 1AE08002.D

Date: 08-MAY-2013 14:11

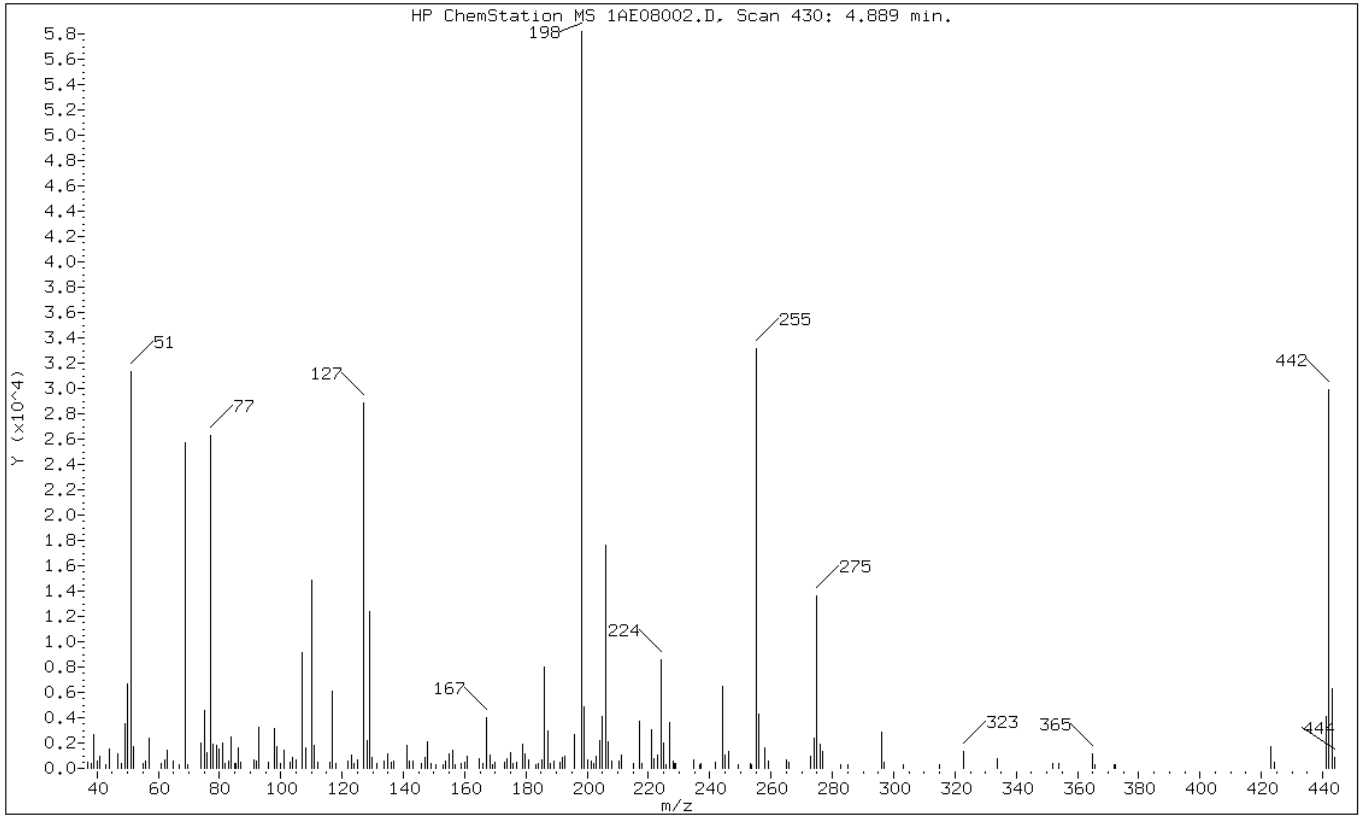
Client ID: DFTPP

Instrument: BSMA5973.i

Sample Info: DFTPP-1525851

Operator: SCC

1 dftpp



m/e	ION ABUNDANCE CRITERIA	% RELATIVE ABUNDANCE
198	Base Peak, 100% relative abundance	100.00
51	10.00 - 80.00% of mass 198	53.88
68	Less than 2.00% of mass 69	0.00 (0.00)
69	Mass 69 relative abundance	44.21
70	Less than 2.00% of mass 69	0.50 (1.13)
127	10.00 - 80.00% of mass 198	49.53
197	Less than 2.00% of mass 198	0.00
442	Greater than 50.00% of mass 198	51.33
199	5.00 - 9.00% of mass 198	8.39
275	10.00 - 60.00% of mass 198	23.36
365	Greater than 1.00% of mass 198	2.00
441	Present, but less than mass 443	7.00
443	15.00 - 24.00% of mass 442	10.84 (21.12)

Data File: 1AE08002.D

Date: 08-MAY-2013 14:11

Client ID: DFTPP

Instrument: BSMA5973.i

Sample Info: DFTPP-1525851

Operator: SCC

Data File: \\tam-chemsvr\chem\SM\BSMA5973.i\1A050813.b\1AE08002.D

Spectrum: HP ChemStation MS 1AE08002.D, Scan 430: 4.889 min.

Location of Maximum: 198.00

Number of points: 179

m/z	Y	m/z	Y	m/z	Y	m/z	Y
37.00	469	101.00	1454	169.20	327	228.50	376
38.10	366	102.90	473	170.00	463	228.70	392
39.10	2672	104.00	900	172.90	445	234.90	681
40.10	599	104.90	682	173.90	756	236.90	291
41.10	938	107.00	9150	174.80	1282	237.30	362
43.00	300	108.00	1573	175.80	354	242.00	468
43.90	1483	110.00	14897	176.80	430	244.00	6507
47.00	1121	111.00	1763	178.90	1871	244.90	1025
47.90	427	112.10	487	179.90	1172	246.00	1325
49.00	3496	116.10	445	180.90	671	249.10	332
50.00	6643	117.00	6090	183.20	287	253.20	354
51.10	31352	117.90	419	184.10	353	253.80	324
52.10	1730	121.80	547	185.10	708	255.00	33120
55.00	404	123.00	1049	186.00	7970	256.00	4311
55.90	534	124.00	372	187.00	2952	258.00	1620
57.00	2408	125.00	639	188.10	335	259.00	585
60.90	368	127.00	28824	189.00	573	264.90	626
62.10	713	128.10	2219	191.00	442	266.00	431
63.00	1439	128.90	12348	192.00	844	273.00	917
65.00	536	129.90	870	192.80	979	274.00	2397
67.00	330	131.20	351	195.90	2625	275.00	13596
68.90	25728	133.90	573	198.00	58192	276.10	1904
69.80	291	134.90	1159	199.00	4880	277.00	1352
74.00	2042	135.90	465	200.10	672	282.90	326
75.00	4543	137.00	542	201.20	603	285.20	283
75.90	1201	141.00	1762	202.00	408	296.00	2857
77.00	26296	142.00	586	203.00	967	296.90	501
78.00	1922	143.10	599	204.00	2209	303.20	304
79.10	1776	146.00	355	205.00	4104	315.10	294
79.90	1489	146.90	844	206.00	17592	323.00	1315
81.00	2047	147.90	2120	207.00	2128	334.00	803
81.90	422	149.00	370	208.10	560	351.80	376
83.10	608	150.70	303	210.30	569	352.00	414
83.90	2507	152.80	326	211.10	1034	353.90	422
84.90	415	153.90	565	214.90	405	365.00	1165
85.20	391	155.10	1166	217.00	3736	365.80	312
86.00	1579	156.20	1450	217.90	413	371.80	331
87.10	469	157.10	318	221.00	3017	372.20	277
91.10	648	158.90	363	221.70	778	423.00	1684
92.10	593	159.90	487	222.80	1045	424.10	429

93.00	3271	161.00	923	224.00	8553	441.10	4072
95.90	443	164.90	745	225.00	1966	442.00	29872
98.00	3145	165.90	394	225.90	292	443.10	6308
98.90	1688	167.00	4030	227.00	3666	443.90	850
99.80	391	168.20	1020	227.90	549		

TestAmerica Laboratories

Data file : \\tam-chemsvr\chem\SM\BSMA5973.i\1A050913.b\1AE09003.D
 Lab Smp Id: DFTPP Client Smp ID: DFTPP
 Inj Date : 09-MAY-2013 10:42
 Operator : SCC Inst ID: BSMA5973.i
 Smp Info : DFTPP-1525851
 Misc Info :
 Comment :
 Method : \\tam-chemsvr\chem\SM\BSMA5973.i\1A050913.b\a-dftpp198.m
 Meth Date : 04-Apr-2013 10:35 cantins Quant Type: ESTD
 Cal Date : Cal File:
 Als bottle: 2 QC Sample: DFTPP
 Dil Factor: 1.00000
 Integrator: HP RTE Compound Sublist: all.sub
 Target Version: 4.14 Sample Matrix: None
 Processing Host: TAM1000

CONCENTRATIONS									
ON-COL FINAL									
RT	EXP RT	DLT RT	MASS	RESPONSE (ug/L)	(ug/L)	TARGET RANGE	RATIO		
====	=====	=====	====	=====	=====	=====	=====		
1 dftpp					CAS #: 5074-71-5				
4.896	4.963	-0.067	198	54932		50.00- 0.00	100.00		
4.896	4.963	-0.067	51	24348		10.00- 80.00	44.32		
4.896	4.963	-0.067	68	356		0.00- 2.00	1.49		
4.896	4.963	-0.067	69	23940		0.00- 0.00	43.58		
4.896	4.963	-0.067	70	299		0.00- 2.00	1.25		
4.896	4.963	-0.067	127	26788		10.00- 80.00	48.77		
4.896	4.963	-0.067	197	0	0.0	0.00- 2.00	0.00		
4.896	4.963	-0.067	442	41660		50.00- 0.00	75.84		
4.896	4.963	-0.067	199	3570		5.00- 9.00	6.50		
4.896	4.963	-0.067	275	13580		10.00- 60.00	24.72		
4.896	4.963	-0.067	365	1705		1.00- 0.00	3.10		
4.896	4.963	-0.067	441	5724		0.01- 99.99	80.19		
4.896	4.963	-0.067	443	7138		15.00- 24.00	17.13		

Data File: 1AE09003.D

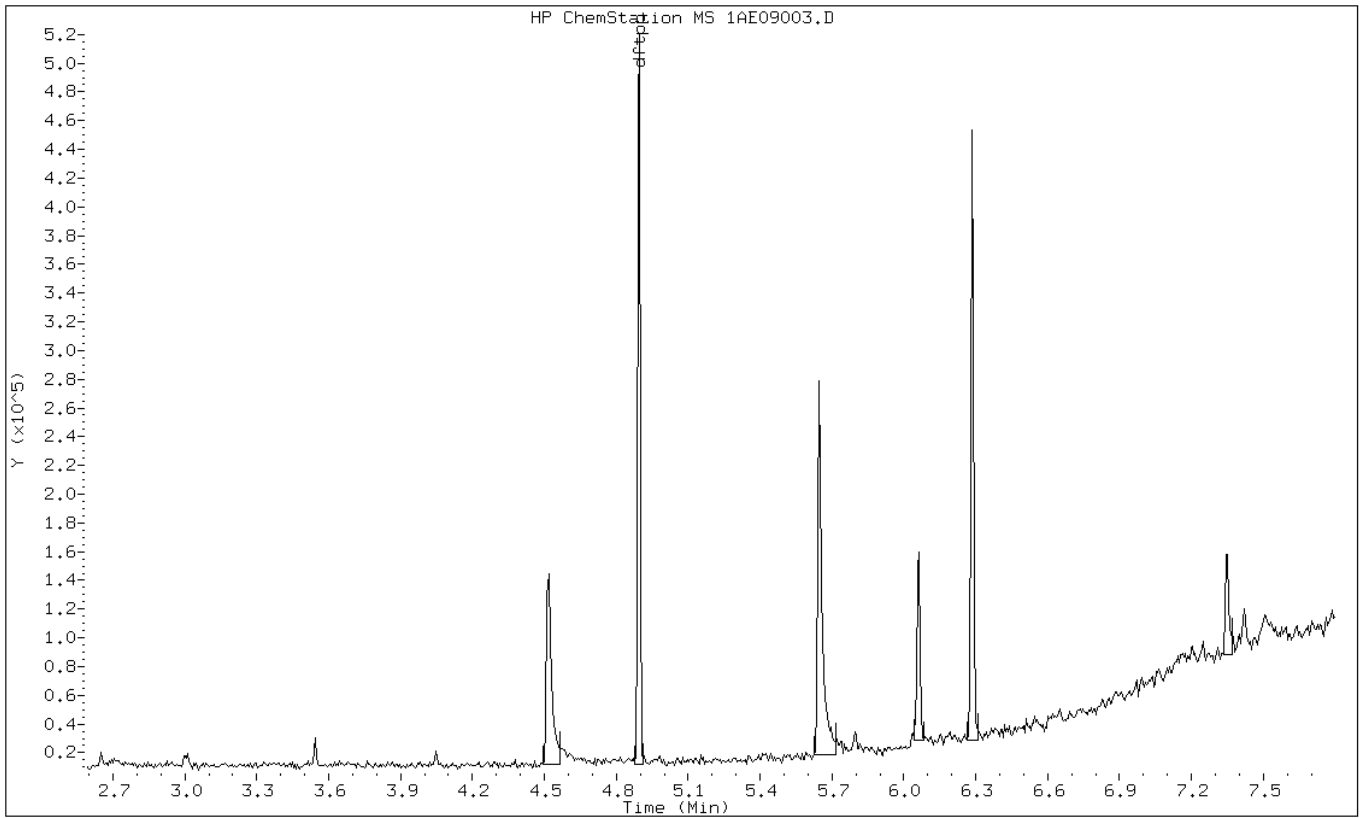
Date: 09-MAY-2013 10:42

Client ID: DFTPP

Instrument: BSMA5973.i

Sample Info: DFTPP-1525851

Operator: SCC



Data File: 1AE09003.D

Date: 09-MAY-2013 10:42

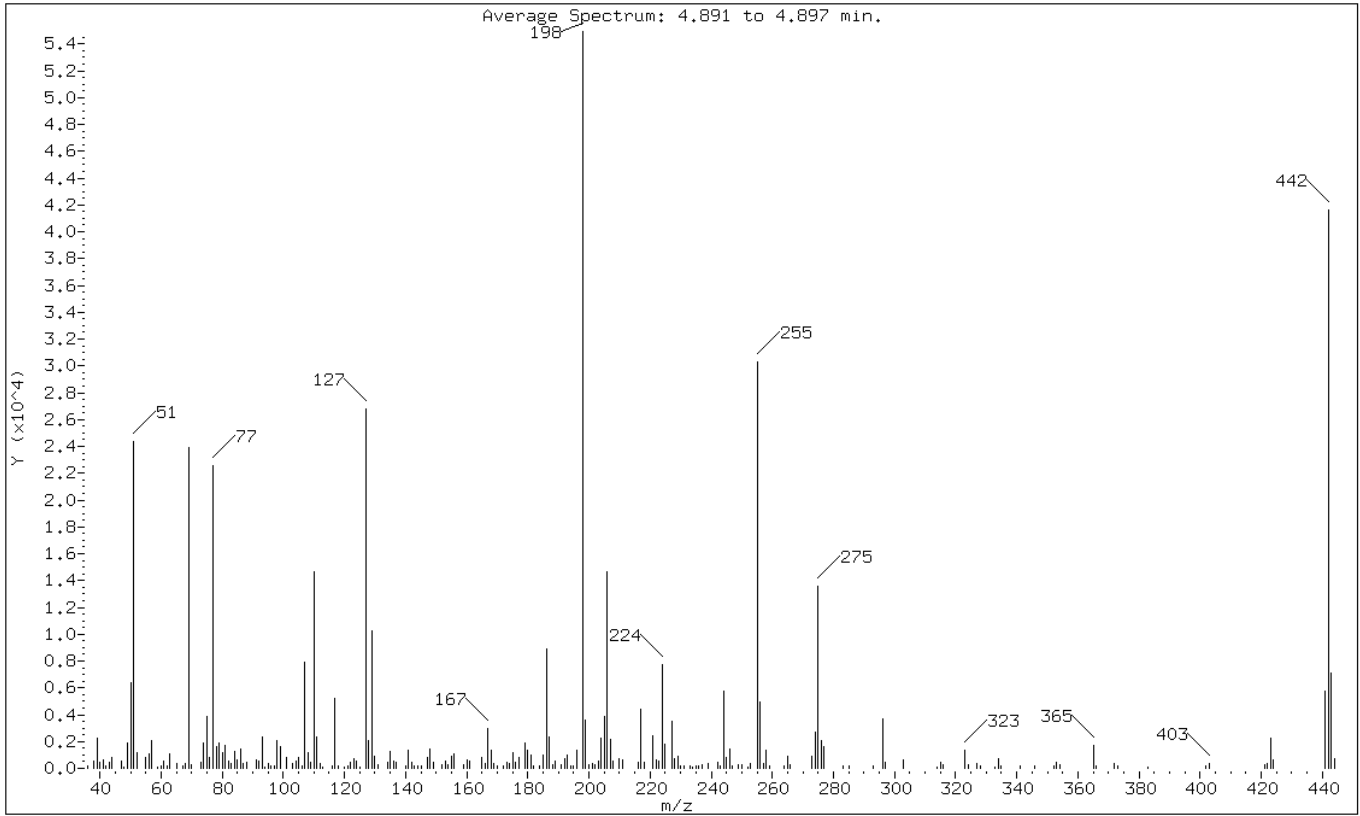
Client ID: DFTPP

Instrument: BSMA5973.i

Sample Info: DFTPP-1525851

Operator: SCC

1 dftpp



m/e	ION ABUNDANCE CRITERIA	% RELATIVE ABUNDANCE
198	Base Peak, 100% relative abundance	100.00
51	10.00 - 80.00% of mass 198	44.32
68	Less than 2.00% of mass 69	0.65 (1.49)
69	Mass 69 relative abundance	43.58
70	Less than 2.00% of mass 69	0.54 (1.25)
127	10.00 - 80.00% of mass 198	48.77
197	Less than 2.00% of mass 198	0.00
442	Greater than 50.00% of mass 198	75.84
199	5.00 - 9.00% of mass 198	6.50
275	10.00 - 60.00% of mass 198	24.72
365	Greater than 1.00% of mass 198	3.10
441	Present, but less than mass 443	10.42
443	15.00 - 24.00% of mass 442	12.99 (17.13)

Data File: 1AE09003.D

Date: 09-MAY-2013 10:42

Client ID: DFTPP

Instrument: BSMA5973.i

Sample Info: DFTPP-1525851

Operator: SCC

Data File: \\tam-chemsrv\chem\SM\BSMA5973.i\1A050913.b\1AE09003.D

Spectrum: Average Spectrum: 4.891 to 4.897 min.

Location of Maximum: 198.00

Number of points: 218

m/z	Y	m/z	Y	m/z	Y	m/z	Y
36.00	214	105.00	795	177.00	839	249.00	288
38.00	564	106.00	194	179.00	1930	250.00	262
39.00	2242	107.00	7882	180.00	1330	252.00	134
40.00	432	108.00	1171	181.00	1024	253.00	341
41.00	623	109.00	446	182.00	161	255.00	30280
42.00	135	110.00	14680	184.00	167	256.00	4964
43.00	480	111.00	2294	185.00	1025	257.00	362
44.00	838	112.00	354	186.00	8903	258.00	1341
47.00	545	113.00	133	187.00	2304	259.00	172
48.00	129	116.00	175	188.00	296	264.00	202
49.00	1918	117.00	5251	189.00	527	265.00	893
50.00	6371	118.00	213	191.00	280	266.00	309
51.00	24344	120.00	127	192.00	742	273.00	918
52.00	1131	121.00	176	193.00	962	274.00	2729
55.00	804	122.00	488	194.00	185	275.00	13580
56.00	1119	123.00	742	195.00	199	276.00	2034
57.00	2083	124.00	499	196.00	1367	277.00	1585
59.00	127	125.00	125	198.00	54928	283.00	203
60.00	144	127.00	26784	199.00	3570	285.00	165
61.00	504	128.00	2082	200.00	256	293.00	154
62.00	203	129.00	10216	201.00	326	296.00	3700
63.00	1049	130.00	870	202.00	307	297.00	494
65.00	337	131.00	276	203.00	532	303.00	602
67.00	172	134.00	407	204.00	2256	314.00	134
68.00	356	135.00	1281	205.00	3831	315.00	434
69.00	23936	136.00	550	206.00	14659	316.00	290
70.00	299	137.00	486	207.00	2190	323.00	1332
73.00	417	140.00	149	208.00	549	324.00	274
74.00	1904	141.00	1349	210.00	721	327.00	360
75.00	3886	142.00	468	211.00	642	328.00	141
76.00	831	143.00	176	216.00	460	333.00	126
77.00	22536	144.00	140	217.00	4368	334.00	689
78.00	1637	145.00	183	218.00	449	335.00	205
79.00	1909	147.00	773	221.00	2461	341.00	149
80.00	1157	148.00	1426	222.00	639	346.00	137
81.00	1674	149.00	454	223.00	497	352.00	214
82.00	514	152.00	309	224.00	7714	353.00	466
83.00	390	153.00	561	225.00	1777	354.00	302
84.00	1238	154.00	303	227.00	3529	365.00	1705
85.00	589	155.00	866	228.00	692	366.00	170

86.00	1440	156.00	1111	229.00	919	372.00	339
87.00	335	159.00	229	230.00	173	373.00	149
88.00	413	160.00	590	231.00	223	383.00	128
91.00	604	161.00	517	233.00	138	402.00	222
92.00	530	165.00	844	234.00	131	403.00	384
+-----+							
93.00	2325	166.00	345	235.00	195	421.00	229
94.00	129	167.00	2936	236.00	214	422.00	372
95.00	356	168.00	1306	237.00	314	423.00	2254
96.00	146	169.00	343	239.00	366	424.00	610
97.00	138	170.00	160	242.00	462	441.00	5724
+-----+							
98.00	2090	172.00	222	243.00	156	442.00	41656
99.00	1610	173.00	461	244.00	5795	443.00	7138
101.00	811	174.00	401	245.00	828	444.00	738
103.00	395	175.00	1181	246.00	1446		
104.00	511	176.00	407	247.00	204		
+-----+							

FORM I
GC/MS SEMI VOA ORGANICS ANALYSIS DATA SHEET

Lab Name: TestAmerica Tampa Job No.: 680-89985-2
 SDG No.: 68089985-2
 Client Sample ID: _____ Lab Sample ID: MB 660-137234/1-A
 Matrix: Solid Lab File ID: 1AE08010.D
 Analysis Method: 8270C LL Date Collected: _____
 Extract. Method: 3546 Date Extracted: 05/08/2013 11:30
 Sample wt/vol: 15.01(g) Date Analyzed: 05/08/2013 17:58
 Con. Extract Vol.: 1(mL) Dilution Factor: 1
 Injection Volume: 1(uL) Level: (low/med) Low
 % Moisture: _____ GPC Cleanup: (Y/N) N
 Analysis Batch No.: 137292 Units: ug/Kg

CAS NO.	COMPOUND NAME	RESULT	Q	RL	MDL
83-32-9	Acenaphthene	100	U	100	20
208-96-8	Acenaphthylene	40	U	40	5.0
120-12-7	Anthracene	8.4	U	8.4	4.2
56-55-3	Benzo[a]anthracene	8.0	U	8.0	3.9
50-32-8	Benzo[a]pyrene	10	U	10	5.2
205-99-2	Benzo[b]fluoranthene	12	U	12	6.1
191-24-2	Benzo[g,h,i]perylene	20	U	20	4.4
207-08-9	Benzo[k]fluoranthene	8.0	U	8.0	3.6
218-01-9	Chrysene	9.0	U	9.0	4.5
53-70-3	Dibenz(a,h)anthracene	20	U	20	4.1
206-44-0	Fluoranthene	20	U	20	4.0
86-73-7	Fluorene	20	U	20	4.1
193-39-5	Indeno[1,2,3-cd]pyrene	20	U	20	7.1
90-12-0	1-Methylnaphthalene	40	U	40	4.4
91-57-6	2-Methylnaphthalene	40	U	40	7.1
91-20-3	Naphthalene	40	U	40	4.4
85-01-8	Phenanthrene	8.0	U	8.0	3.9
129-00-0	Pyrene	20	U	20	3.7

CAS NO.	SURROGATE	%REC	Q	LIMITS
84-15-1	o-Terphenyl	70		30-130

TestAmerica Laboratories

Semivolatile 8270C low level PAH

Data file : \\tam-chemsvr\chem\SM\BSMA5973.i\1A050813.b\1AE08010.D
 Lab Smp Id: mb 660-137234/1-a
 Inj Date : 08-MAY-2013 17:58
 Operator : SCC
 Smp Info : mb 660-137234/1-a
 Misc Info :
 Comment :
 Method : \\tam-chemsvr\chem\SM\BSMA5973.i\1A050813.b\a-bFASTPAHi-m.m
 Meth Date : 08-May-2013 14:46 cantins Quant Type: ISTD
 Cal Date : 06-MAY-2013 11:56 Cal File: 1AE06009.D
 Als bottle: 10 QC Sample: BLANK
 Dil Factor: 1.00000
 Integrator: HP RTE Compound Sublist: pah.sub
 Target Version: 4.14
 Processing Host: TAM1000

Concentration Formula:

$$\text{Amt} * \text{DF} * 1/\text{Vi} * \text{Vt}/\text{Ws} * 100/(100 - \text{M}) * \text{A} * \text{B} * \text{C} * \text{D} * \text{GPC} * \text{CpndVariable}$$

Name	Value	Description
DF	1.000	Dilution Factor
Vi	1.000	Injection Volume
Vt	1.000	Final Volume
Ws	15.010	Weight Extracted
M	0.00000	% Moisture
A	1000.000	uL to mL conversion
B	1000.000	g to kg conversion
C	0.00100	ng to ug conversion
D	1.000	ug to mg conversion(value = 1 if no conv)
GPC	1.000	GPC FACTOR
Cpnd Variable		Local Compound Variable

Compounds	QUANT	SIG	RT	EXP RT	REL RT	RESPONSE	CONCENTRATIONS	
							ON-COLUMN	FINAL
	MASS						(ug/ml)	(ug/Kg)
* 1 Naphthalene-d8	136		2.540	2.541	(1.000)	1447900	40.0000	
* 6 Acenaphthene-d10	164		3.571	3.572	(1.000)	758968	40.0000	
* 10 Phenanthrene-d10	188		4.522	4.523	(1.000)	1256439	40.0000	
\$ 14 o-Terphenyl	230		4.816	4.817	(1.065)	126285	7.02271	467.8685
* 18 Chrysene-d12	240		6.536	6.542	(1.000)	1113466	40.0000	
* 23 Perylene-d12	264		7.642	7.632	(1.000)	970340	40.0000	

Data File: 1AE08010.D

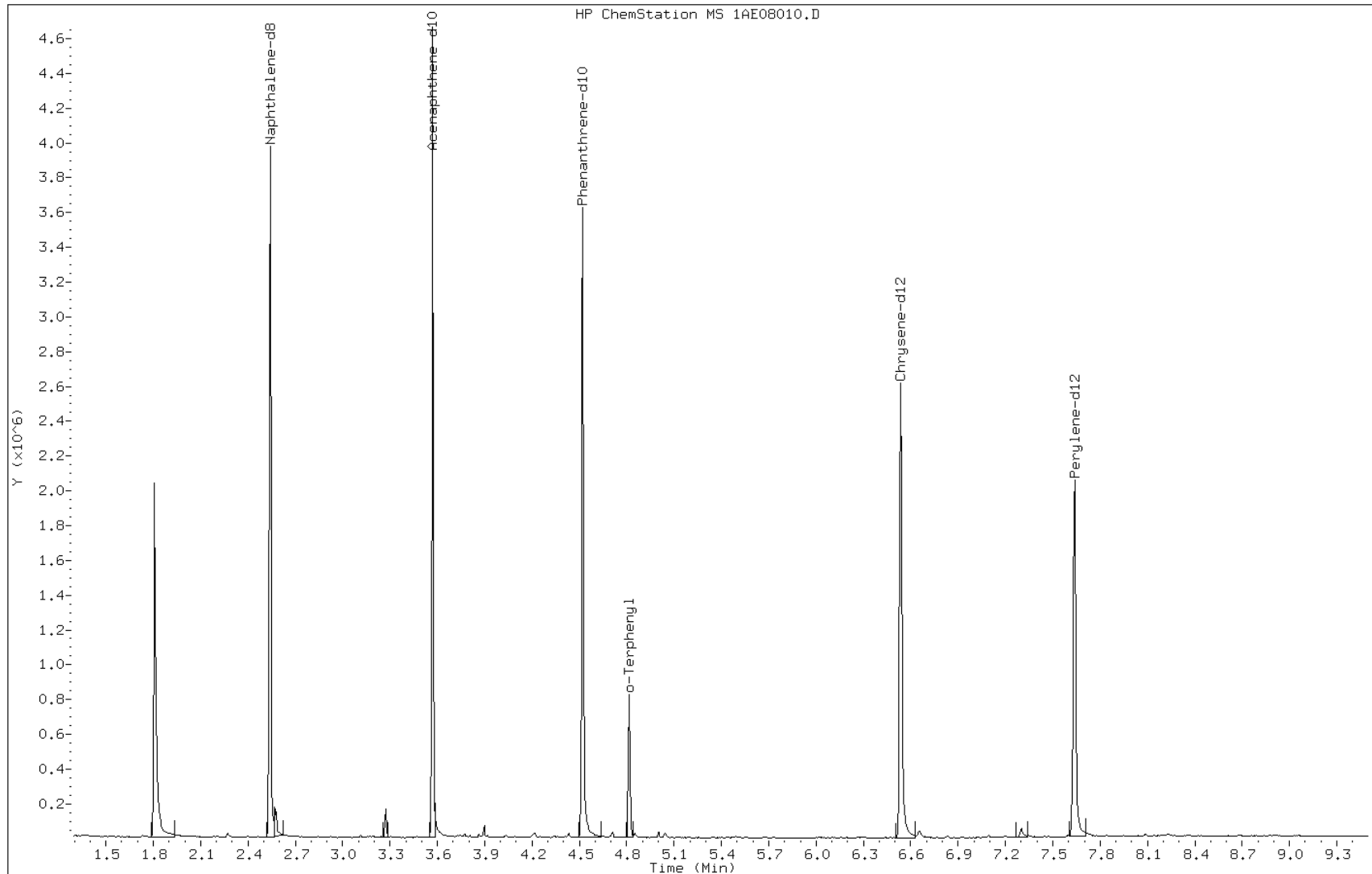
Date: 08-MAY-2013 17:58

Client ID:

Instrument: BSMA5973.i

Sample Info: mb 660-137234/1-a

Operator: SCC



FORM I
GC/MS SEMI VOA ORGANICS ANALYSIS DATA SHEET

Lab Name: TestAmerica Tampa Job No.: 680-89985-2
 SDG No.: 68089985-2
 Client Sample ID: _____ Lab Sample ID: MB 660-137284/1-A
 Matrix: Solid Lab File ID: 1AE09029.D
 Analysis Method: 8270C LL Date Collected: _____
 Extract. Method: 3546 Date Extracted: 05/09/2013 13:29
 Sample wt/vol: 15.10(g) Date Analyzed: 05/09/2013 17:23
 Con. Extract Vol.: 1(mL) Dilution Factor: 1
 Injection Volume: 1(uL) Level: (low/med) Low
 % Moisture: _____ GPC Cleanup: (Y/N) N
 Analysis Batch No.: 137283 Units: ug/Kg

CAS NO.	COMPOUND NAME	RESULT	Q	RL	MDL
83-32-9	Acenaphthene	99	U	99	20
208-96-8	Acenaphthylene	40	U	40	5.0
120-12-7	Anthracene	8.3	U	8.3	4.2
56-55-3	Benzo[a]anthracene	7.9	U	7.9	3.9
50-32-8	Benzo[a]pyrene	10	U	10	5.2
205-99-2	Benzo[b]fluoranthene	12	U	12	6.1
191-24-2	Benzo[g,h,i]perylene	20	U	20	4.4
207-08-9	Benzo[k]fluoranthene	7.9	U	7.9	3.6
218-01-9	Chrysene	8.9	U	8.9	4.5
53-70-3	Dibenz(a,h)anthracene	20	U	20	4.1
206-44-0	Fluoranthene	20	U	20	4.0
86-73-7	Fluorene	20	U	20	4.1
193-39-5	Indeno[1,2,3-cd]pyrene	20	U	20	7.1
90-12-0	1-Methylnaphthalene	40	U	40	4.4
91-57-6	2-Methylnaphthalene	40	U	40	7.1
91-20-3	Naphthalene	40	U	40	4.4
85-01-8	Phenanthrene	7.9	U	7.9	3.9
129-00-0	Pyrene	20	U	20	3.7

CAS NO.	SURROGATE	%REC	Q	LIMITS
84-15-1	o-Terphenyl	84		30-130

TestAmerica Laboratories

Semivolatle 8270C low level PAH

Data file : \\tam-chemsvr\chem\SM\BSMA5973.i\1A050913.b\1AE09029.D
 Lab Smp Id: mb 660-137284/1-a
 Inj Date : 09-MAY-2013 17:23
 Operator : SCC
 Smp Info : mb 660-137284/1-a
 Misc Info :
 Comment :
 Method : \\tam-chemsvr\chem\SM\BSMA5973.i\1A050913.b\a-bFASTPAHi-m.m
 Meth Date : 09-May-2013 11:07 cantins Quant Type: ISTD
 Cal Date : 06-MAY-2013 11:56 Cal File: 1AE06009.D
 Als bottle: 36 QC Sample: BLANK
 Dil Factor: 1.00000
 Integrator: HP RTE Compound Sublist: pah.sub
 Target Version: 4.14
 Processing Host: TAM1000

Concentration Formula:

$$\text{Amt} * \text{DF} * 1/\text{Vi} * \text{Vt}/\text{Ws} * 100/(100 - \text{M}) * \text{A} * \text{B} * \text{C} * \text{D} * \text{GPC} * \text{CpndVariable}$$

Name	Value	Description
DF	1.000	Dilution Factor
Vi	1.000	Injection Volume
Vt	1.000	Final Volume
Ws	15.100	Weight Extracted
M	0.00000	% Moisture
A	1000.000	uL to mL conversion
B	1000.000	g to kg conversion
C	0.00100	ng to ug conversion
D	1.000	ug to mg conversion(value = 1 if no conv)
GPC	1.000	GPC FACTOR
Cpnd Variable		Local Compound Variable

Compounds	QUANT	SIG	RT	EXP RT	REL RT	RESPONSE	CONCENTRATIONS	
							ON-COLUMN	FINAL
	MASS						(ug/ml)	(ug/Kg)
* 1 Naphthalene-d8	136		2.554	2.543	(1.000)	1053449	40.0000	
* 6 Acenaphthene-d10	164		3.585	3.574	(1.000)	542191	40.0000	
* 10 Phenanthrene-d10	188		4.541	4.520	(1.000)	899204	40.0000	
\$ 14 o-Terphenyl	230		4.829	4.819	(1.064)	108375	8.42103	557.6839
* 18 Chrysene-d12	240		6.571	6.539	(1.000)	769047	40.0000	
* 23 Perylene-d12	264		7.661	7.634	(1.000)	659464	40.0000	

Data File: 1AE09029.D

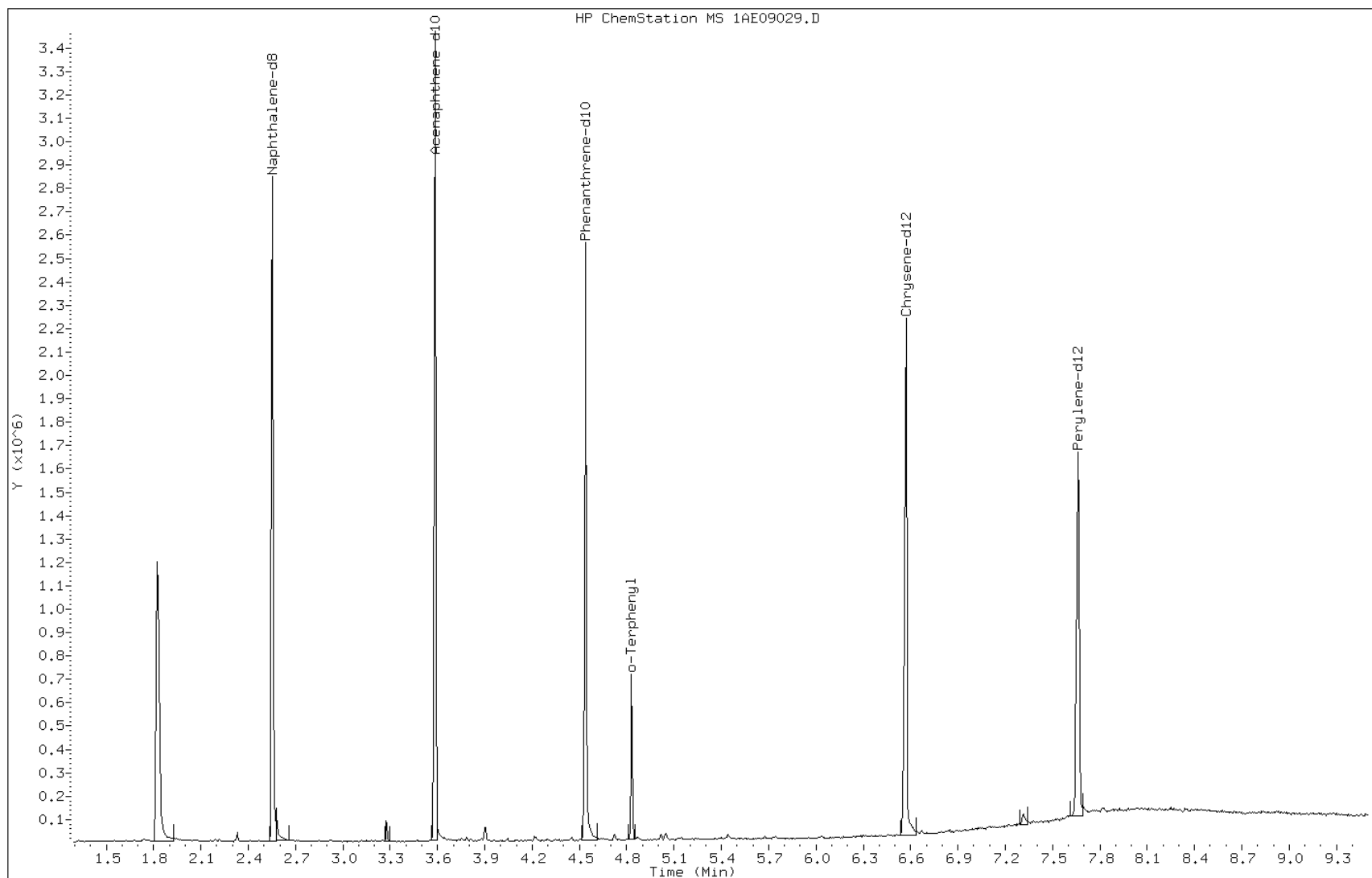
Date: 09-MAY-2013 17:23

Client ID:

Instrument: BSMA5973.i

Sample Info: mb 660-137284/1-a

Operator: SCC



FORM I
GC/MS SEMI VOA ORGANICS ANALYSIS DATA SHEET

Lab Name: TestAmerica Tampa Job No.: 680-89985-2
 SDG No.: 68089985-2
 Client Sample ID: _____ Lab Sample ID: LCS 660-137234/2-A
 Matrix: Solid Lab File ID: 1AE08011.D
 Analysis Method: 8270C LL Date Collected: _____
 Extract. Method: 3546 Date Extracted: 05/08/2013 11:30
 Sample wt/vol: 14.98(g) Date Analyzed: 05/08/2013 18:13
 Con. Extract Vol.: 1(mL) Dilution Factor: 1
 Injection Volume: 1(uL) Level: (low/med) Low
 % Moisture: _____ GPC Cleanup: (Y/N) N
 Analysis Batch No.: 137292 Units: ug/Kg

CAS NO.	COMPOUND NAME	RESULT	Q	RL	MDL
83-32-9	Acenaphthene	523		100	20
208-96-8	Acenaphthylene	560		40	5.0
120-12-7	Anthracene	583		8.4	4.2
56-55-3	Benzo[a]anthracene	573		8.0	3.9
50-32-8	Benzo[a]pyrene	519		10	5.2
205-99-2	Benzo[b]fluoranthene	523		12	6.1
191-24-2	Benzo[g,h,i]perylene	533		20	4.4
207-08-9	Benzo[k]fluoranthene	577		8.0	3.6
218-01-9	Chrysene	556		9.0	4.5
53-70-3	Dibenz(a,h)anthracene	560		20	4.1
206-44-0	Fluoranthene	565		20	4.0
86-73-7	Fluorene	560		20	4.1
193-39-5	Indeno[1,2,3-cd]pyrene	509		20	7.1
90-12-0	1-Methylnaphthalene	627		40	4.4
91-57-6	2-Methylnaphthalene	617		40	7.1
91-20-3	Naphthalene	537		40	4.4
85-01-8	Phenanthrene	556		8.0	3.9
129-00-0	Pyrene	571		20	3.7

CAS NO.	SURROGATE	%REC	Q	LIMITS
84-15-1	o-Terphenyl	86		30-130

TestAmerica Laboratories

Semivolatiles 8270C low level PAH

Data file : \\tam-chemsvr\chem\SM\BSMA5973.i\1A050813.b\1AE08011.D
 Lab Smp Id: lcs 660-137234/2-a
 Inj Date : 08-MAY-2013 18:13
 Operator : SCC Inst ID: BSMA5973.i
 Smp Info : lcs 660-137234/2-a
 Misc Info :
 Comment :
 Method : \\tam-chemsvr\chem\SM\BSMA5973.i\1A050813.b\a-bFASTPAHi-m.m
 Meth Date : 08-May-2013 14:46 cantins Quant Type: ISTD
 Cal Date : 06-MAY-2013 11:56 Cal File: 1AE06009.D
 Als bottle: 11 QC Sample: LCS
 Dil Factor: 1.00000
 Integrator: HP RTE Compound Sublist: pah.sub
 Target Version: 4.14
 Processing Host: TAM1000

Concentration Formula:

$$\text{Amt} * \text{DF} * 1/\text{Vi} * \text{Vt}/\text{Ws} * 100/(100 - \text{M}) * \text{A} * \text{B} * \text{C} * \text{D} * \text{GPC} * \text{CpndVariable}$$

Name	Value	Description
DF	1.000	Dilution Factor
Vi	1.000	Injection Volume
Vt	1.000	Final Volume
Ws	14.980	Weight Extracted
M	0.00000	% Moisture
A	1000.000	uL to mL conversion
B	1000.000	g to kg conversion
C	0.00100	ng to ug conversion
D	1.000	ug to mg conversion(value = 1 if no conv)
GPC	1.000	GPC FACTOR
Cpnd Variable		Local Compound Variable

Compounds	QUANT	SIG	RT	EXP RT	REL RT	RESPONSE	CONCENTRATIONS	
							ON-COLUMN (ug/ml)	FINAL (ug/Kg)
* 1 Naphthalene-d8	136		2.538	2.541	(1.000)	1077180	40.0000	
* 6 Acenaphthene-d10	164		3.569	3.572	(1.000)	592914	40.0000	
* 10 Phenanthrene-d10	188		4.520	4.523	(1.000)	1000050	40.0000	
\$ 14 o-Terphenyl	230		4.814	4.817	(1.065)	122760	8.57688	572.5554
* 18 Chrysene-d12	240		6.534	6.542	(1.000)	881560	40.0000	
* 23 Perylene-d12	264		7.619	7.632	(1.000)	750317	40.0000	
2 Naphthalene	128		2.549	2.552	(1.004)	204121	8.04681	537.1704
3 2-Methylnaphthalene	141		2.955	2.958	(1.164)	119065	9.23577	616.5402
4 1-Methylnaphthalene	142		3.014	3.011	(1.187)	145078	9.38885	626.7591
5 Acenaphthylene	152		3.478	3.481	(0.975)	233715	8.38878	559.9986
7 Acenaphthene	154		3.585	3.588	(1.004)	125448	7.84063	523.4063
9 Fluorene	166		3.900	3.903	(1.093)	153037	8.39320	560.2938
11 Phenanthrene	178		4.531	4.534	(1.002)	206207	8.32304	555.6104
12 Anthracene	178		4.568	4.571	(1.011)	230671	8.74033	583.4669

Compounds	QUANT SIG		CONCENTRATIONS				
	MASS	RT	EXP RT	REL RT	RESPONSE	ON-COLUMN (ug/ml)	FINAL (ug/Kg)
-----	----	----	-----	-----	-----	-----	-----
13 Carbazole	167	4.702	4.705	(1.040)	198163	8.35107	557.4811
15 Fluoranthene	202	5.396	5.399	(1.194)	241387	8.46914	565.3629
16 Pyrene	202	5.562	5.565	(0.851)	242239	8.54860	570.6673
17 Benzo(a)anthracene	228	6.523	6.526	(0.998)	212610	8.58142	572.8582
19 Chrysene	228	6.550	6.558	(1.002)	232175	8.32879	555.9940
20 Benzo(b)fluoranthene	252	7.341	7.349	(0.964)	155268	7.82911	522.6375
21 Benzo(k)fluoranthene	252	7.362	7.370	(0.966)	212558	8.63935	576.7256
22 Benzo(a)pyrene	252	7.571	7.579	(0.994)	158392	7.77670	519.1389
24 Indeno(1,2,3-cd)pyrene	276	8.372	8.396	(1.099)	130056	7.62220	508.8250(M)
25 Dibenzo(a,h)anthracene	278	8.399	8.418	(1.102)	146778	8.39193	560.2088(M)
26 Benzo(g,h,i)perylene	276	8.586	8.610	(1.127)	146464	7.98239	532.8699(M)

QC Flag Legend

M - Compound response manually integrated.

Data File: 1AE08011.D

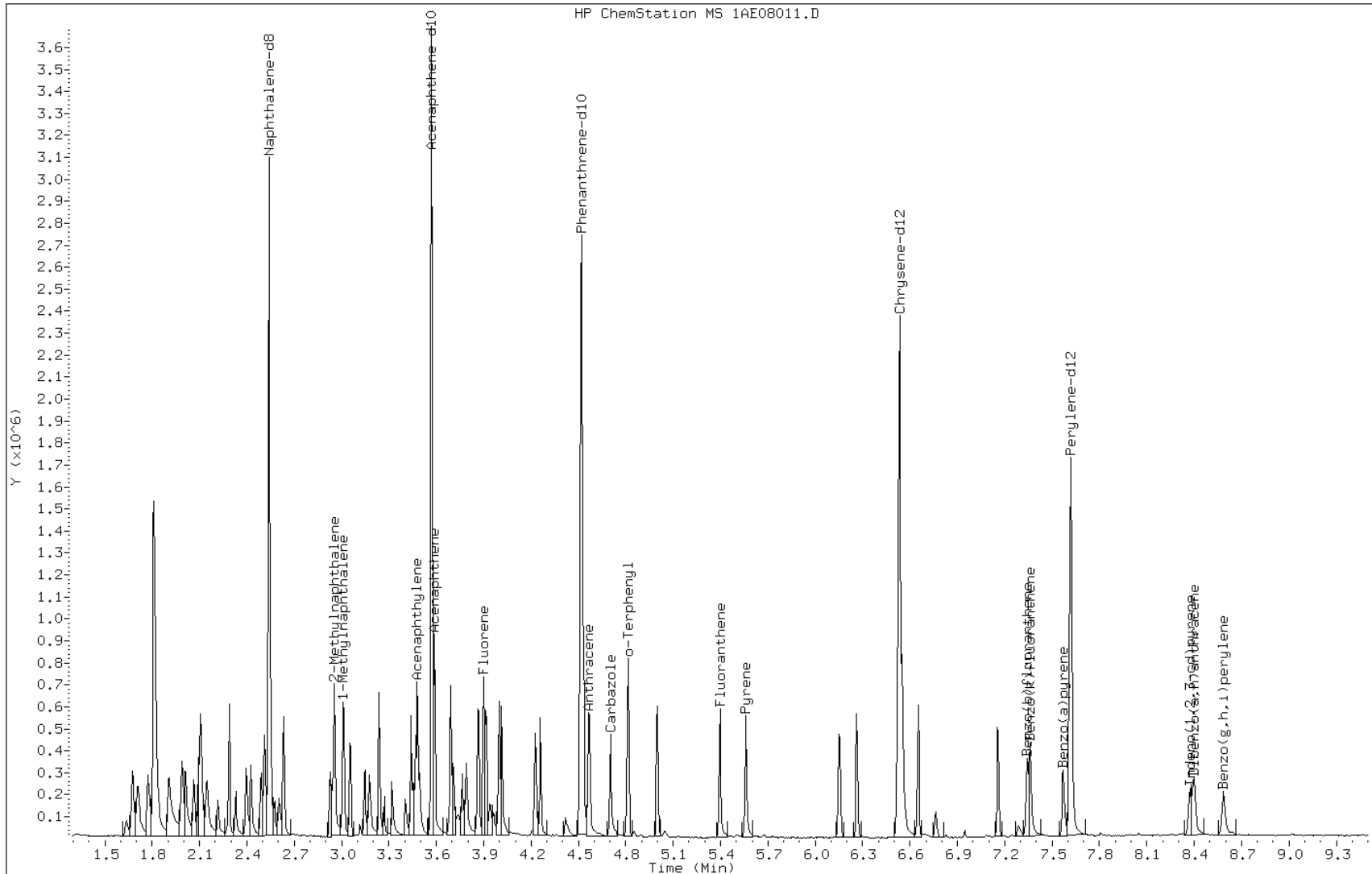
Date: 08-MAY-2013 18:13

Client ID:

Instrument: BSMA5973.i

Sample Info: lcs 660-137234/2-a

Operator: SCC

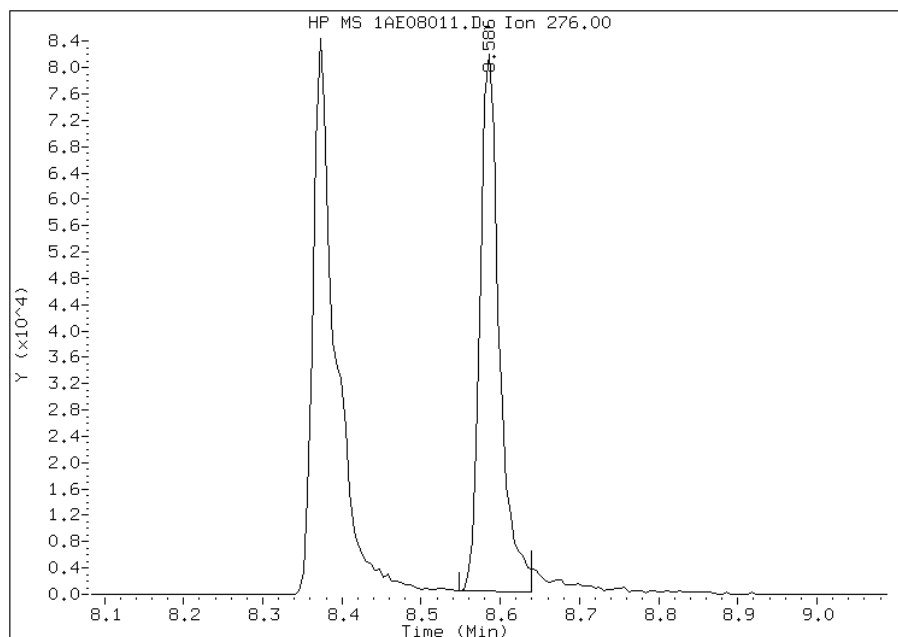


Manual Integration Report

Data File: 1AE08011.D
Inj. Date and Time: 08-MAY-2013 18:13
Instrument ID: BSMA5973.i
Client ID:
Compound: 26 Benzo(g,h,i)perylene
CAS #: 191-24-2
Report Date: 05/09/2013

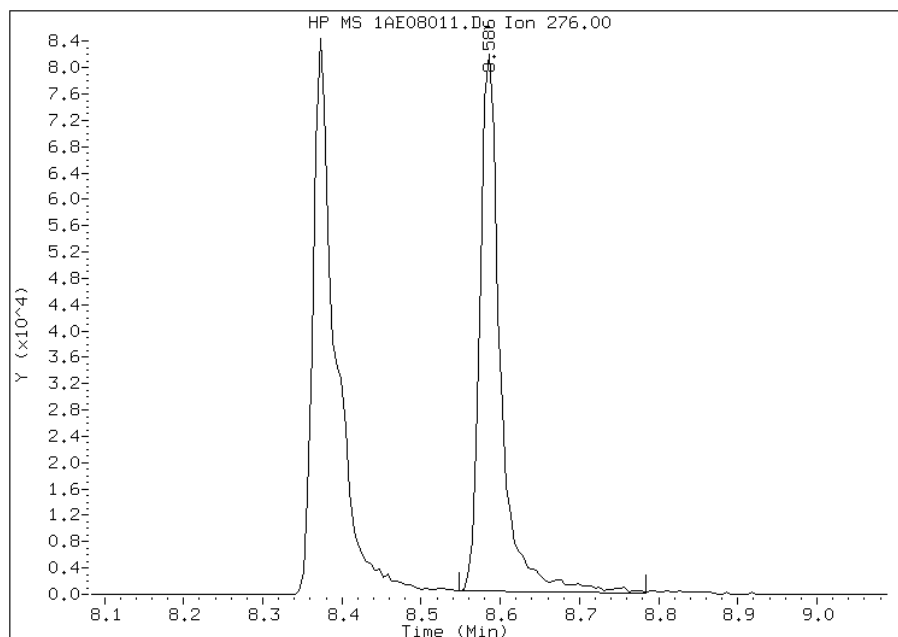
Processing Integration Results

RT: 8.59
Response: 137841
Amount: 8
Conc: 501



Manual Integration Results

RT: 8.59
Response: 146464
Amount: 8
Conc: 533



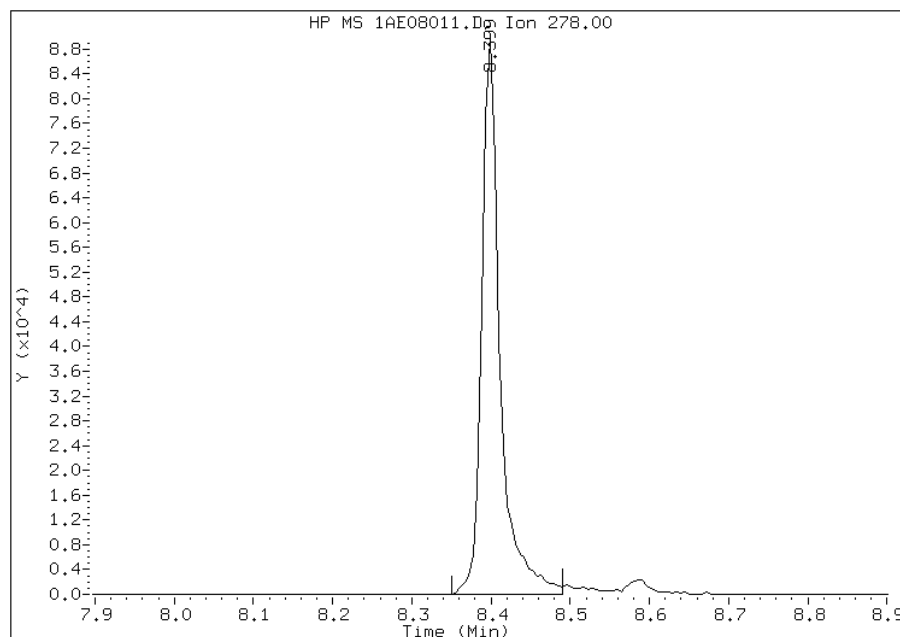
Manually Integrated By: cantins
Modification Date: 09-May-2013 14:50
Manual Integration Reason: Baseline Event

Manual Integration Report

Data File: 1AE08011.D
Inj. Date and Time: 08-MAY-2013 18:13
Instrument ID: BSMA5973.i
Client ID:
Compound: 25 Dibenzo(a,h)anthracene
CAS #: 53-70-3
Report Date: 05/09/2013

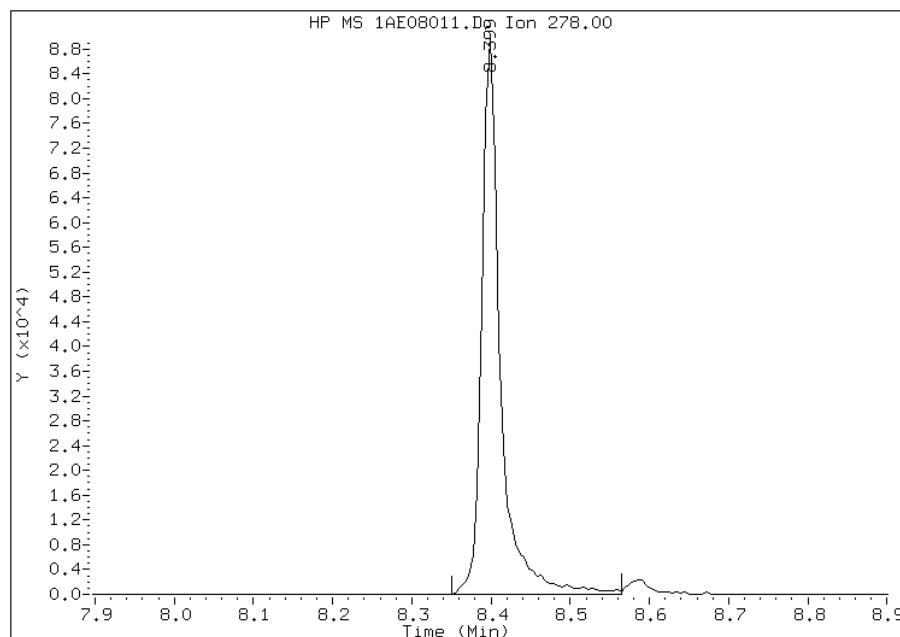
Processing Integration Results

RT: 8.40
Response: 142901
Amount: 8
Conc: 545



Manual Integration Results

RT: 8.40
Response: 146778
Amount: 8
Conc: 560



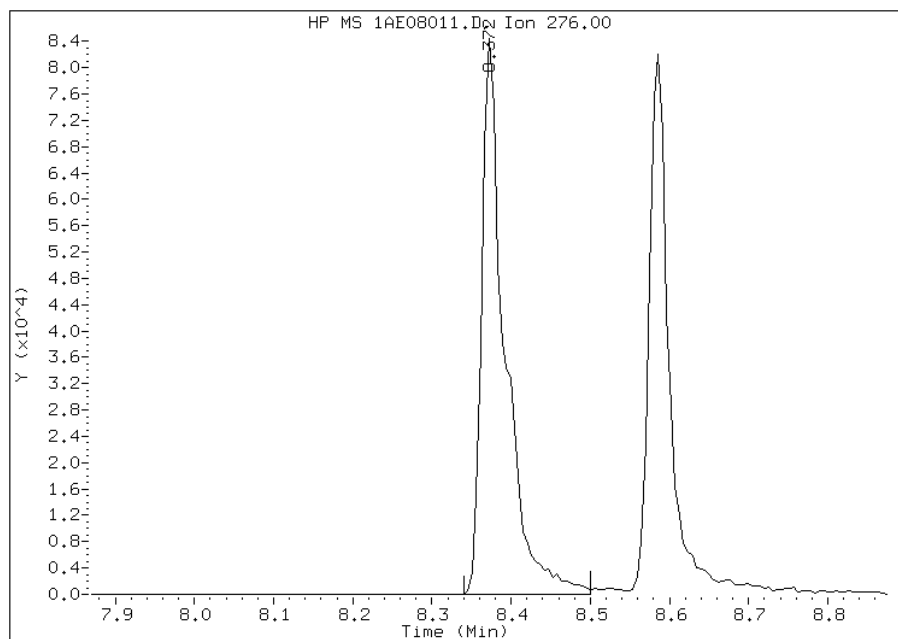
Manually Integrated By: cantins
Modification Date: 09-May-2013 14:51
Manual Integration Reason: Baseline Event

Manual Integration Report

Data File: 1AE08011.D
Inj. Date and Time: 08-MAY-2013 18:13
Instrument ID: BSMA5973.i
Client ID:
Compound: 24 Indeno(1,2,3-cd)pyrene
CAS #: 193-39-5
Report Date: 05/09/2013

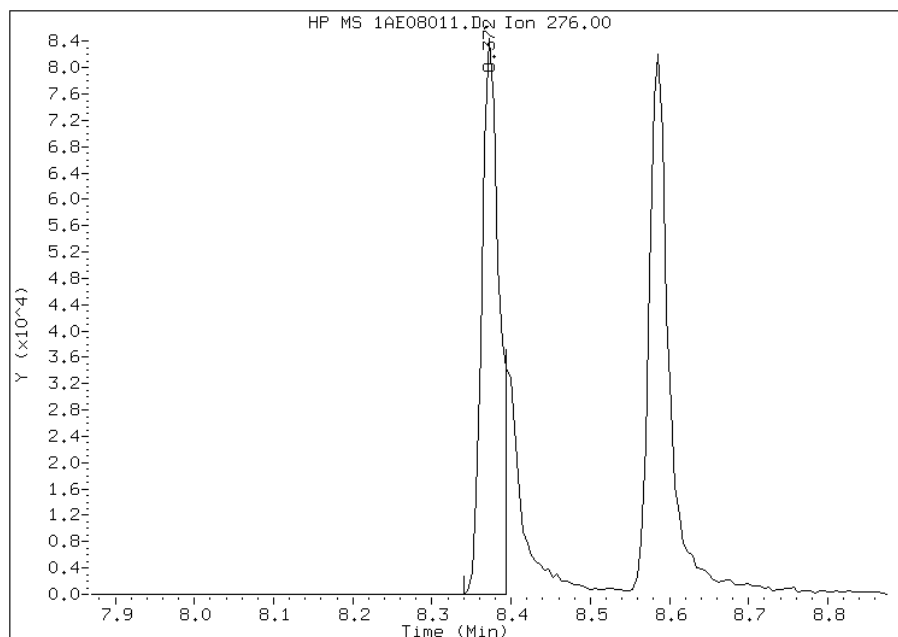
Processing Integration Results

RT: 8.37
Response: 172223
Amount: 10
Conc: 674



Manual Integration Results

RT: 8.37
Response: 130056
Amount: 8
Conc: 509



Manually Integrated By: cantins
Modification Date: 09-May-2013 14:51
Manual Integration Reason: Split Peak

FORM I
GC/MS SEMI VOA ORGANICS ANALYSIS DATA SHEET

Lab Name: TestAmerica Tampa Job No.: 680-89985-2
 SDG No.: 68089985-2
 Client Sample ID: _____ Lab Sample ID: LCS 660-137284/2-A
 Matrix: Solid Lab File ID: 1AE09030.D
 Analysis Method: 8270C LL Date Collected: _____
 Extract. Method: 3546 Date Extracted: 05/09/2013 13:29
 Sample wt/vol: 15.29(g) Date Analyzed: 05/09/2013 17:38
 Con. Extract Vol.: 1(mL) Dilution Factor: 1
 Injection Volume: 1(uL) Level: (low/med) Low
 % Moisture: _____ GPC Cleanup: (Y/N) N
 Analysis Batch No.: 137283 Units: ug/Kg

CAS NO.	COMPOUND NAME	RESULT	Q	RL	MDL
83-32-9	Acenaphthene	407		98	20
208-96-8	Acenaphthylene	468		39	4.9
120-12-7	Anthracene	495		8.2	4.1
56-55-3	Benzo[a]anthracene	497		7.8	3.8
50-32-8	Benzo[a]pyrene	377		10	5.1
205-99-2	Benzo[b]fluoranthene	402		12	6.0
191-24-2	Benzo[g,h,i]perylene	288		20	4.3
207-08-9	Benzo[k]fluoranthene	512		7.8	3.5
218-01-9	Chrysene	380		8.8	4.4
53-70-3	Dibenz(a,h)anthracene	372		20	4.0
206-44-0	Fluoranthene	558		20	3.9
86-73-7	Fluorene	501		20	4.0
193-39-5	Indeno[1,2,3-cd]pyrene	314		20	7.0
90-12-0	1-Methylnaphthalene	473		39	4.3
91-57-6	2-Methylnaphthalene	505		39	7.0
91-20-3	Naphthalene	429		39	4.3
85-01-8	Phenanthrene	477		7.8	3.8
129-00-0	Pyrene	524		20	3.6

CAS NO.	SURROGATE	%REC	Q	LIMITS
84-15-1	o-Terphenyl	76		30-130

TestAmerica Laboratories

Semivolatiles 8270C low level PAH

Data file : \\tam-chemsvr\chem\SM\BSMA5973.i\1A050913.b\1AE09030.D
 Lab Smp Id: lcs 660-137284/2-a
 Inj Date : 09-MAY-2013 17:38
 Operator : SCC
 Smp Info : lcs 660-137284/2-a
 Misc Info :
 Comment :
 Method : \\tam-chemsvr\chem\SM\BSMA5973.i\1A050913.b\A-BFASTPAHi-m.m
 Meth Date : 09-May-2013 11:07 cantins Quant Type: ISTD
 Cal Date : 06-MAY-2013 11:56 Cal File: 1AE06009.D
 Als bottle: 37 QC Sample: LCS
 Dil Factor: 1.00000
 Integrator: HP RTE Compound Sublist: pah.sub
 Target Version: 4.14
 Processing Host: TAM1000

Concentration Formula:

$$\text{Amt} * \text{DF} * 1/\text{Vi} * \text{Vt}/\text{Ws} * 100/(100 - \text{M}) * \text{A} * \text{B} * \text{C} * \text{D} * \text{GPC} * \text{CpndVariable}$$

Name	Value	Description
DF	1.000	Dilution Factor
Vi	1.000	Injection Volume
Vt	1.000	Final Volume
Ws	15.290	Weight Extracted
M	0.00000	% Moisture
A	1000.000	uL to mL conversion
B	1000.000	g to kg conversion
C	0.00100	ng to ug conversion
D	1.000	ug to mg conversion(value = 1 if no conv)
GPC	1.000	GPC FACTOR
Cpnd Variable		Local Compound Variable

Compounds	QUANT	SIG	MASS	RT	EXP RT	REL RT	RESPONSE	CONCENTRATIONS	
								ON-COLUMN	FINAL
								(ug/ml)	(ug/Kg)
* 1 Naphthalene-d8	136		2.554	2.543	(1.000)	1118478	40.0000		
* 6 Acenaphthene-d10	164		3.585	3.574	(1.000)	581545	40.0000		
* 10 Phenanthrene-d10	188		4.541	4.520	(1.000)	1034367	40.0000		
\$ 14 o-Terphenyl	230		4.830	4.819	(1.064)	112949	7.62960	498.9930	
* 18 Chrysene-d12	240		6.571	6.539	(1.000)	979864	40.0000		
* 23 Perylene-d12	264		7.666	7.634	(1.000)	742821	40.0000		
2 Naphthalene	128		2.565	2.554	(1.004)	172574	6.55198	428.5139	
3 2-Methylnaphthalene	141		2.971	2.960	(1.163)	103364	7.72181	505.0237	
4 1-Methylnaphthalene	142		3.024	3.013	(1.184)	116018	7.23098	472.9221	
5 Acenaphthylene	152		3.494	3.484	(0.975)	195496	7.15416	467.8977	
7 Acenaphthene	154		3.601	3.590	(1.004)	97538	6.21540	406.5011	
9 Fluorene	166		3.916	3.906	(1.092)	137130	7.66782	501.4926	
11 Phenanthrene	178		4.552	4.536	(1.002)	186725	7.28666	476.5635	
12 Anthracene	178		4.589	4.573	(1.011)	206644	7.57016	495.1051	

Compounds	QUANT SIG	RT	EXP RT	REL RT	RESPONSE	CONCENTRATIONS	
						ON-COLUMN (ug/ml)	FINAL (ug/Kg)
-----	----	----	-----	-----	-----	-----	-----
13 Carbazole	167	4.733	4.707	(1.042)	195701	7.97369	521.4972
15 Fluoranthene	202	5.423	5.401	(1.194)	251666	8.53683	558.3279
16 Pyrene	202	5.588	5.567	(0.850)	252388	8.01319	524.0805
17 Benzo(a)anthracene	228	6.566	6.534	(0.999)	209297	7.60019	497.0692
19 Chrysene	228	6.587	6.561	(1.002)	179796	5.80273	379.5116
20 Benzo(b)fluoranthene	252	7.383	7.351	(0.963)	120660	6.14546	401.9267
21 Benzo(k)fluoranthene	252	7.399	7.373	(0.965)	190628	7.82620	511.8508(M)
22 Benzo(a)pyrene	252	7.613	7.581	(0.993)	116352	5.77028	377.3889
24 Indeno(1,2,3-cd)pyrene	276	8.436	8.398	(1.100)	81197	4.80674	314.3713(M)
25 Dibenzo(a,h)anthracene	278	8.457	8.425	(1.103)	98612	5.69497	372.4634(M)
26 Benzo(g,h,i)perylene	276	8.655	8.617	(1.129)	79992	4.40361	288.0061(M)

QC Flag Legend

M - Compound response manually integrated.

Data File: 1AE09030.D

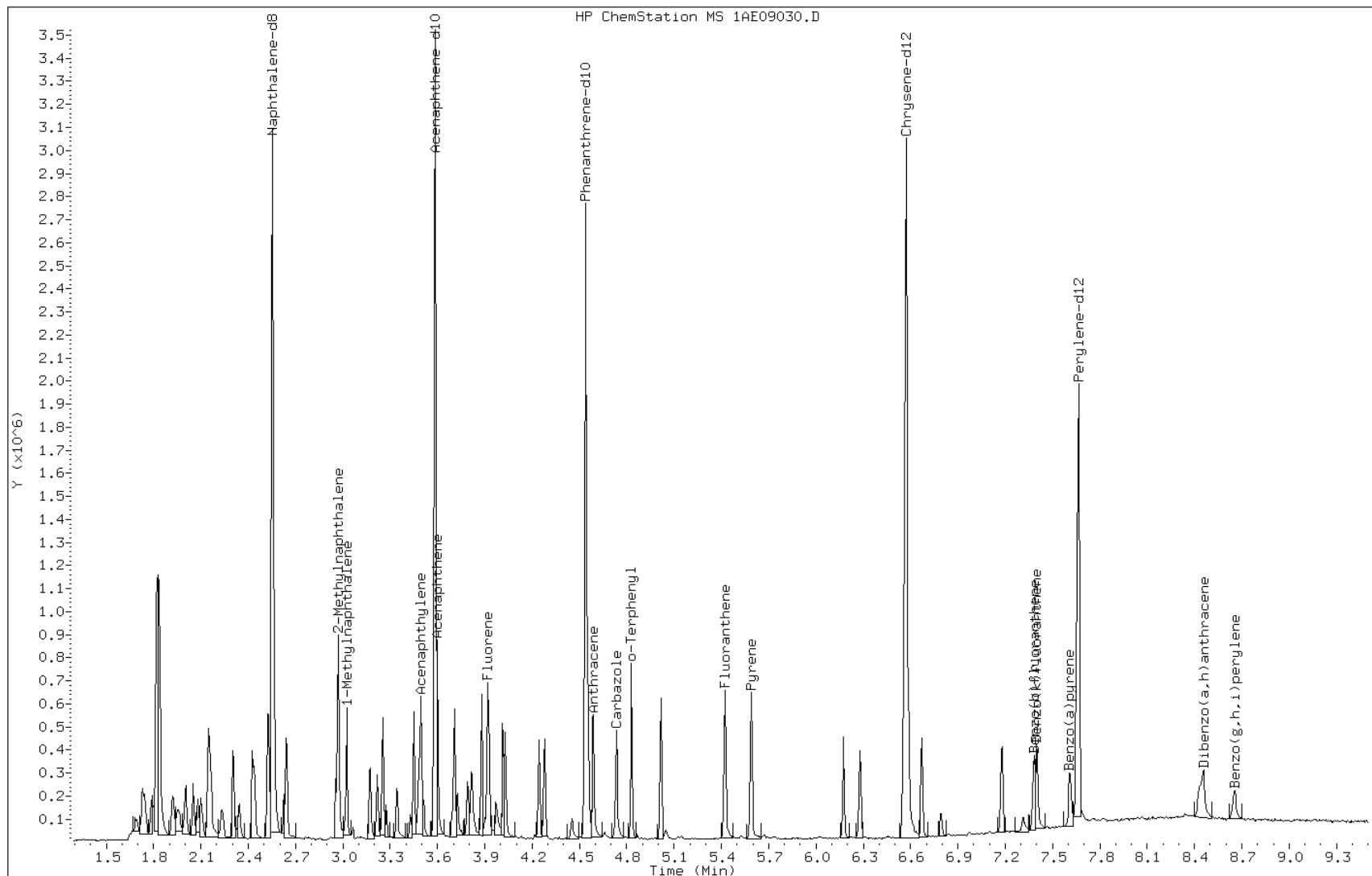
Date: 09-MAY-2013 17:38

Client ID:

Instrument: BSMA5973.i

Sample Info: lcs 660-137284/2-a

Operator: SCC

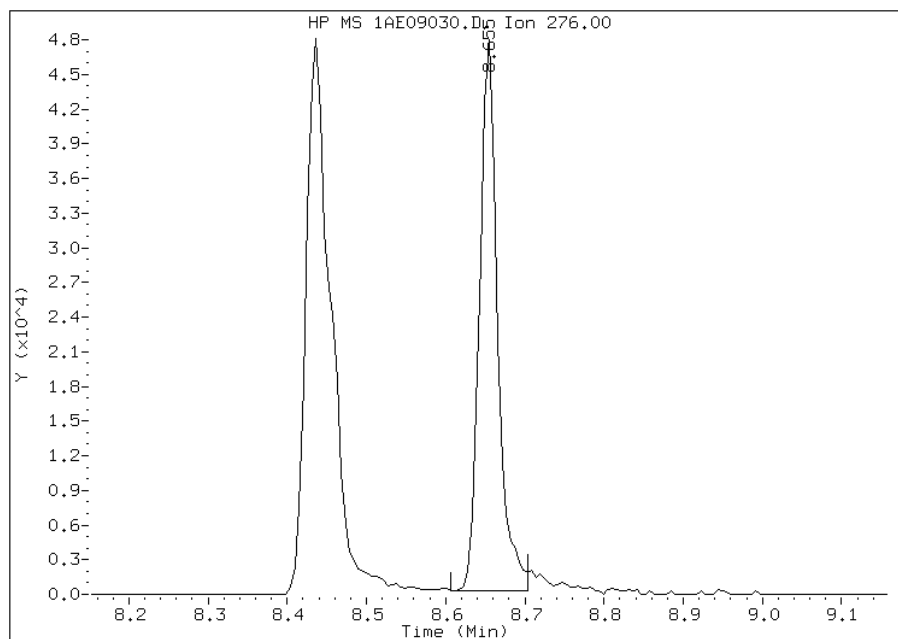


Manual Integration Report

Data File: 1AE09030.D
Inj. Date and Time: 09-MAY-2013 17:38
Instrument ID: BSMA5973.i
Client ID:
Compound: 26 Benzo(g,h,i)perylene
CAS #: 191-24-2
Report Date: 05/10/2013

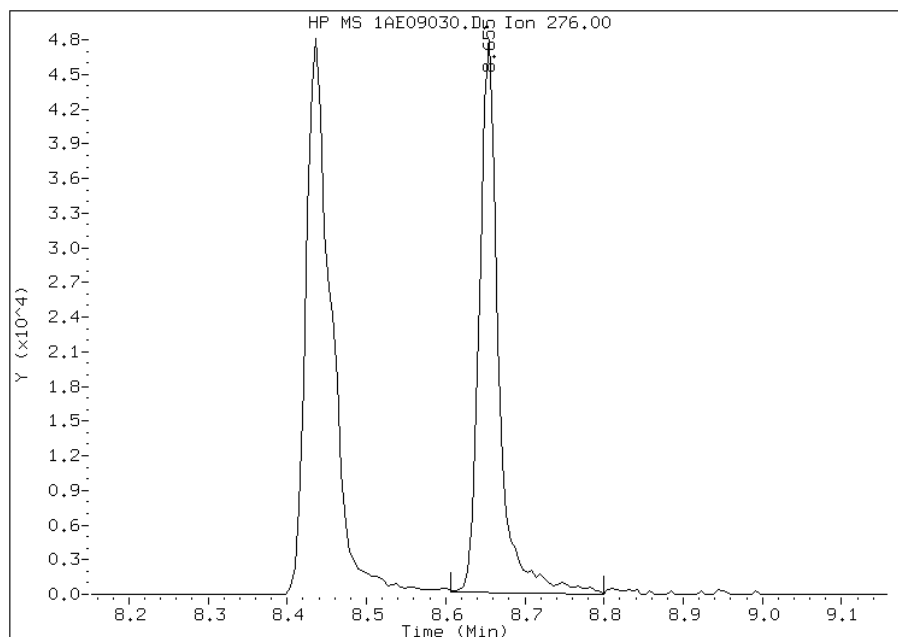
Processing Integration Results

RT: 8.66
Response: 74756
Amount: 4
Conc: 269



Manual Integration Results

RT: 8.66
Response: 79992
Amount: 4
Conc: 288



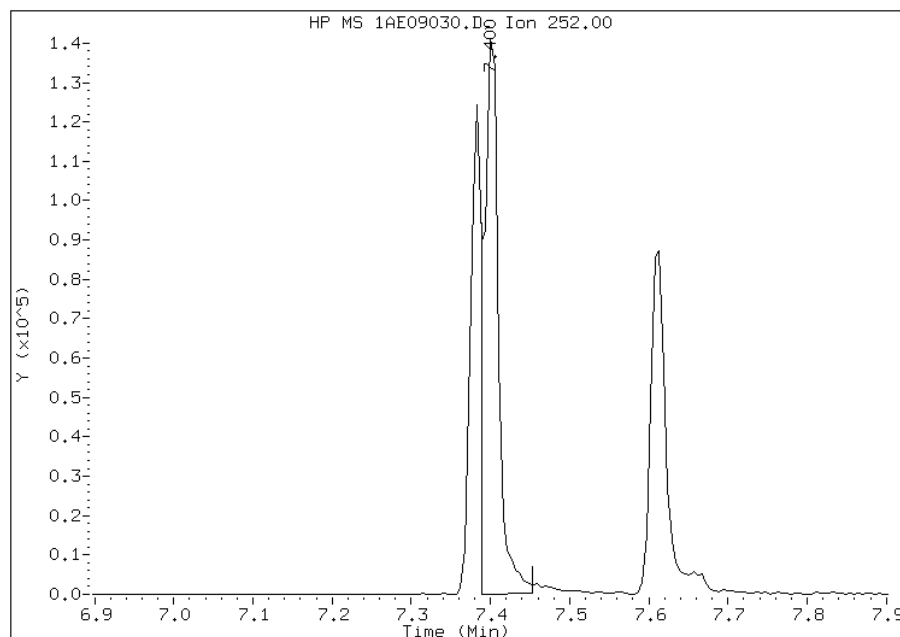
Manually Integrated By: cantins
Modification Date: 10-May-2013 11:52
Manual Integration Reason: Baseline Event

Manual Integration Report

Data File: 1AE09030.D
Inj. Date and Time: 09-MAY-2013 17:38
Instrument ID: BSMA5973.i
Client ID:
Compound: 21 Benzo(k)fluoranthene
CAS #: 207-08-9
Report Date: 05/10/2013

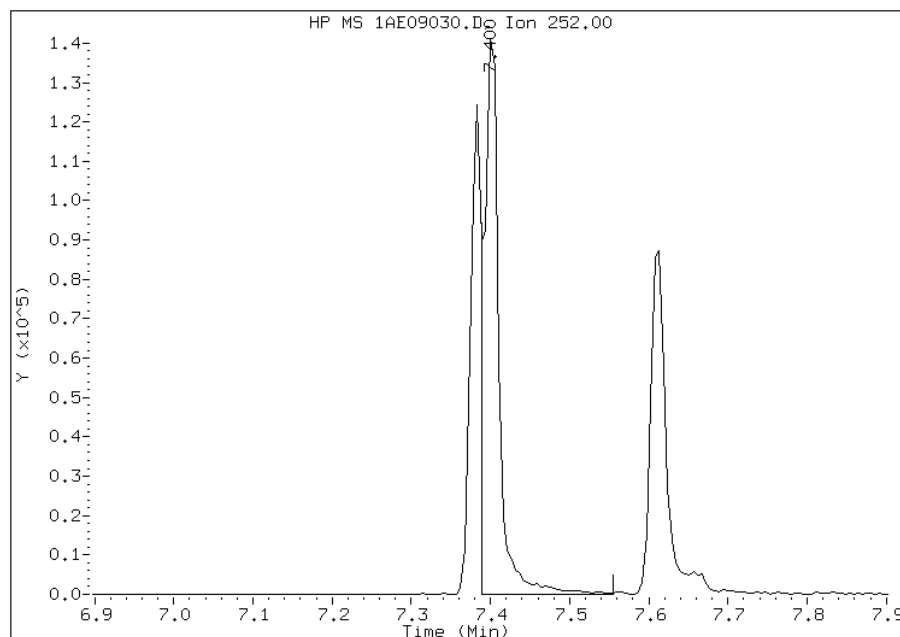
Processing Integration Results

RT: 7.40
Response: 183901
Amount: 8
Conc: 494



Manual Integration Results

RT: 7.40
Response: 190628
Amount: 8
Conc: 512



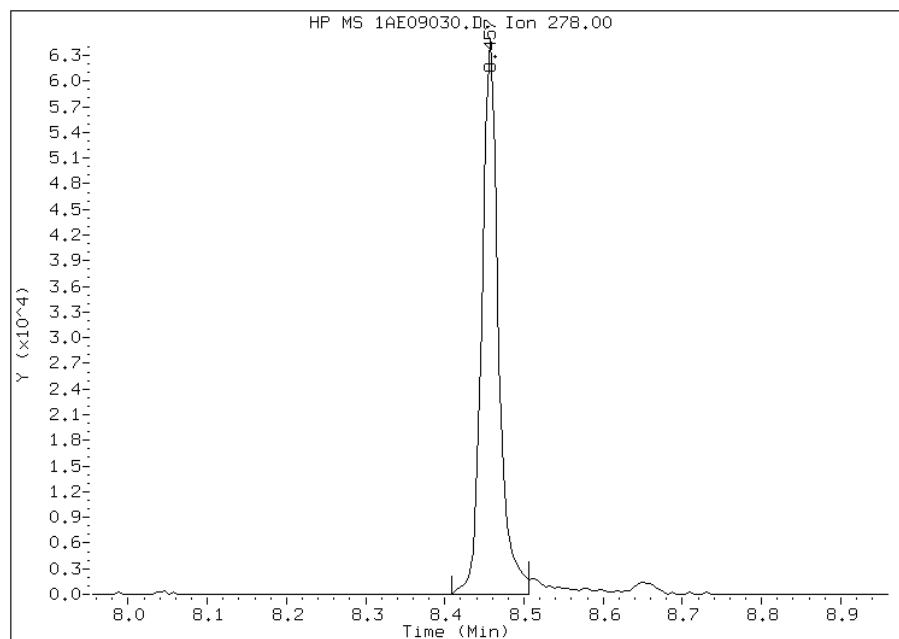
Manually Integrated By: cantins
Modification Date: 10-May-2013 11:52
Manual Integration Reason: Baseline Event

Manual Integration Report

Data File: 1AE09030.D
Inj. Date and Time: 09-MAY-2013 17:38
Instrument ID: BSMA5973.i
Client ID:
Compound: 25 Dibenzo(a,h)anthracene
CAS #: 53-70-3
Report Date: 05/10/2013

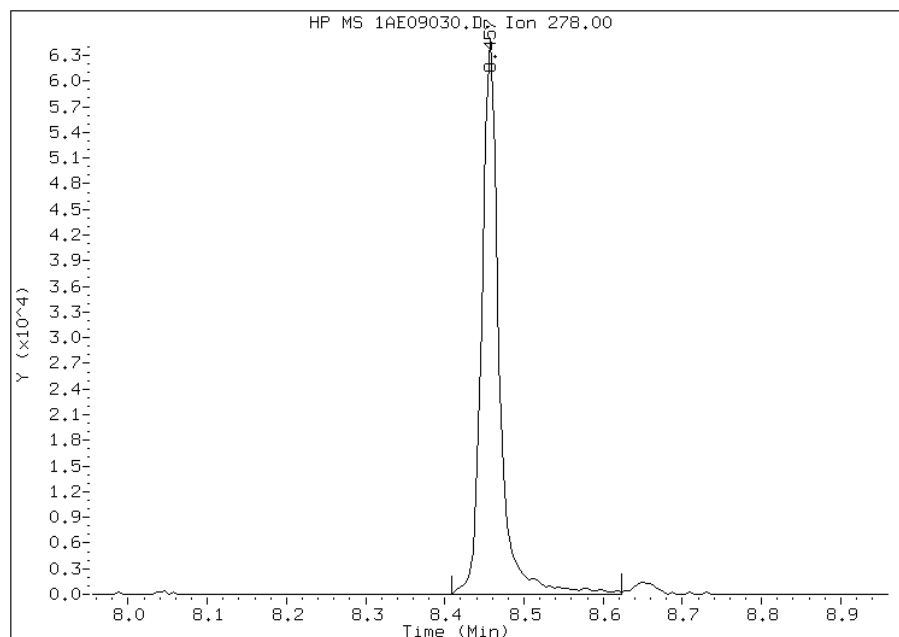
Processing Integration Results

RT: 8.46
Response: 93603
Amount: 5
Conc: 354



Manual Integration Results

RT: 8.46
Response: 98612
Amount: 6
Conc: 372



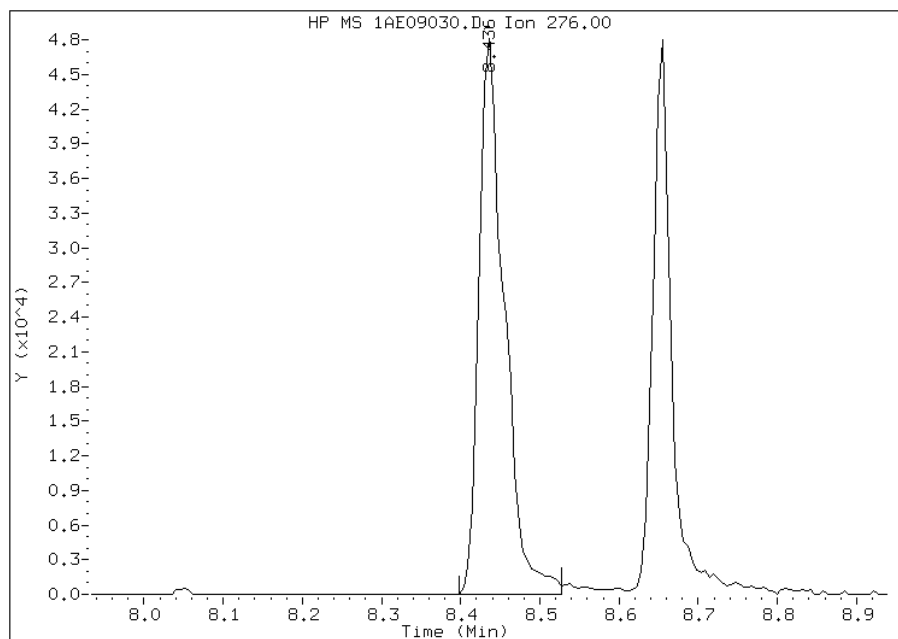
Manually Integrated By: cantins
Modification Date: 10-May-2013 11:53
Manual Integration Reason: Baseline Event

Manual Integration Report

Data File: 1AE09030.D
Inj. Date and Time: 09-MAY-2013 17:38
Instrument ID: BSMA5973.i
Client ID:
Compound: 24 Indeno(1,2,3-cd)pyrene
CAS #: 193-39-5
Report Date: 05/10/2013

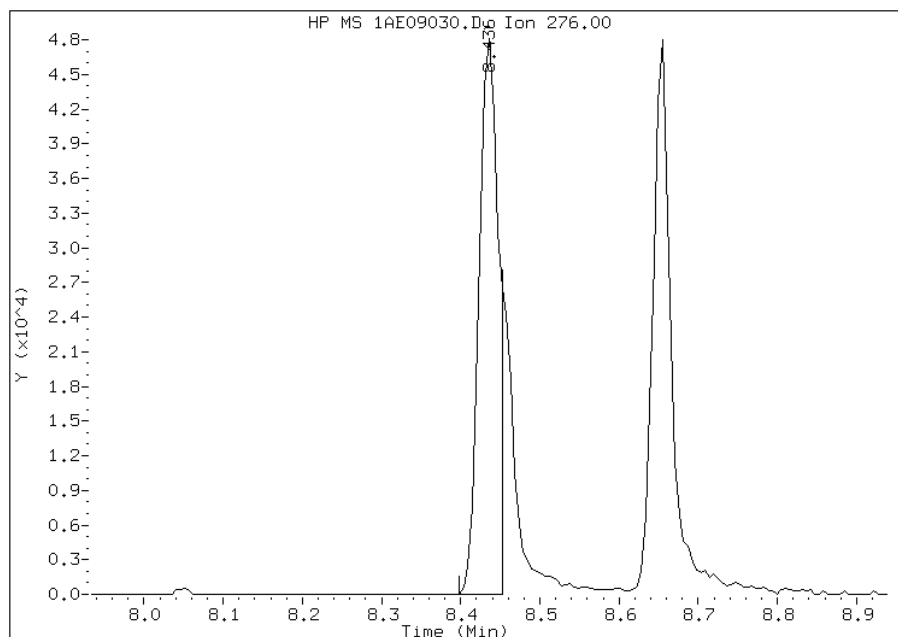
Processing Integration Results

RT: 8.44
Response: 106367
Amount: 6
Conc: 412



Manual Integration Results

RT: 8.44
Response: 81197
Amount: 5
Conc: 314



Manually Integrated By: cantins
Modification Date: 10-May-2013 11:53
Manual Integration Reason: Split Peak

FORM I
GC/MS SEMI VOA ORGANICS ANALYSIS DATA SHEET

Lab Name: TestAmerica Tampa Job No.: 680-89985-2
 SDG No.: 68089985-2
 Client Sample ID: CV1237B-CS MS Lab Sample ID: 680-89985-22 MS
 Matrix: Solid Lab File ID: 1AE09025.D
 Analysis Method: 8270C LL Date Collected: 05/02/2013 12:25
 Extract. Method: 3546 Date Extracted: 05/08/2013 11:30
 Sample wt/vol: 15.04(g) Date Analyzed: 05/09/2013 16:12
 Con. Extract Vol.: 1(mL) Dilution Factor: 1
 Injection Volume: 1(uL) Level: (low/med) Low
 % Moisture: 9.6 GPC Cleanup: (Y/N) N
 Analysis Batch No.: 137283 Units: ug/Kg

CAS NO.	COMPOUND NAME	RESULT	Q	RL	MDL
83-32-9	Acenaphthene	520		110	22
208-96-8	Acenaphthylene	637		44	5.5
120-12-7	Anthracene	757		9.3	4.6
56-55-3	Benzo[a]anthracene	1050		8.8	4.3
50-32-8	Benzo[a]pyrene	763		11	5.7
205-99-2	Benzo[b]fluoranthene	1050		13	6.7
191-24-2	Benzo[g,h,i]perylene	492		22	4.9
207-08-9	Benzo[k]fluoranthene	789		8.8	4.0
218-01-9	Chrysene	824		9.9	5.0
53-70-3	Dibenz(a,h)anthracene	504		22	4.5
206-44-0	Fluoranthene	1200		22	4.4
86-73-7	Fluorene	624		22	4.5
193-39-5	Indeno[1,2,3-cd]pyrene	590		22	7.8
90-12-0	1-Methylnaphthalene	637		44	4.9
91-57-6	2-Methylnaphthalene	681		44	7.8
91-20-3	Naphthalene	590		44	4.9
85-01-8	Phenanthrene	969		8.8	4.3
129-00-0	Pyrene	1020		22	4.1

CAS NO.	SURROGATE	%REC	Q	LIMITS
84-15-1	o-Terphenyl	71		30-130

TestAmerica Laboratories

Semivolatiles 8270C low level PAH

Data file : \\tam-chemsvr\chem\SM\BSMA5973.i\1A050913.b\1AE09025.D
 Lab Smp Id: 680-89985-a-22-b ms
 Inj Date : 09-MAY-2013 16:12
 Operator : SCC Inst ID: BSMA5973.i
 Smp Info : 680-89985-a-22-b ms
 Misc Info :
 Comment :
 Method : \\tam-chemsvr\chem\SM\BSMA5973.i\1A050913.b\a-bFASTPAHi-m.m
 Meth Date : 09-May-2013 11:07 cantins Quant Type: ISTD
 Cal Date : 06-MAY-2013 11:56 Cal File: 1AE06009.D
 Als bottle: 32 QC Sample: MS
 Dil Factor: 1.00000
 Integrator: HP RTE Compound Sublist: pah.sub
 Target Version: 4.14
 Processing Host: TAM1000

Concentration Formula:

$$\text{Amt} * \text{DF} * 1/\text{Vi} * \text{Vt}/\text{Ws} * 100/(100 - \text{M}) * \text{A} * \text{B} * \text{C} * \text{D} * \text{GPC} * \text{CpndVariable}$$

Name	Value	Description
DF	1.000	Dilution Factor
Vi	1.000	Injection Volume
Vt	1.000	Final Volume
Ws	15.040	Weight Extracted
M	0.00000	% Moisture
A	1000.000	uL to mL conversion
B	1000.000	g to kg conversion
C	0.00100	ng to ug conversion
D	1.000	ug to mg conversion(value = 1 if no conv)
GPC	1.000	GPC FACTOR
Cpnd Variable		Local Compound Variable

Compounds	QUANT	SIG	CONCENTRATIONS				
			ON-COLUMN	FINAL	ON-COLUMN	FINAL	
	MASS	RT	EXP RT	REL RT	RESPONSE	(ug/ml)	(ug/Kg)
* 1 Naphthalene-d8	136	2.554	2.543	(1.000)	1004876	40.0000	
* 6 Acenaphthene-d10	164	3.585	3.574	(1.000)	534509	40.0000	
* 10 Phenanthrene-d10	188	4.541	4.520	(1.000)	859418	40.0000	
\$ 14 o-Terphenyl	230	4.830	4.819	(1.064)	86914	7.06610	469.8201
* 18 Chrysene-d12	240	6.576	6.539	(1.000)	812087	40.0000	
* 23 Perylene-d12	264	7.666	7.634	(1.000)	748926	40.0000	
2 Naphthalene	128	2.565	2.554	(1.004)	189960	8.02739	533.7358
3 2-Methylnaphthalene	141	2.970	2.960	(1.163)	111377	9.26106	615.7616
4 1-Methylnaphthalene	142	3.024	3.013	(1.184)	124827	8.65955	575.7679
5 Acenaphthylene	152	3.499	3.484	(0.976)	217646	8.66562	576.1714
7 Acenaphthene	154	3.601	3.590	(1.004)	102060	7.07586	470.4695
9 Fluorene	166	3.916	3.906	(1.092)	139426	8.48226	563.9802
11 Phenanthrene	178	4.552	4.536	(1.002)	280544	13.1764	876.0909(R)
12 Anthracene	178	4.589	4.573	(1.011)	233646	10.3017	684.9562

Compounds	QUANT SIG	RT	EXP RT	REL RT	RESPONSE	CONCENTRATIONS	
						ON-COLUMN (ug/ml)	FINAL (ug/Kg)
13 Carbazole	167	4.733	4.707	(1.042)	133582	6.55065	435.5487
15 Fluoranthene	202	5.428	5.401	(1.195)	399138	16.2954	1083.4721(R)
16 Pyrene	202	5.593	5.567	(0.851)	360945	13.8274	919.3762(R)
17 Benzo(a)anthracene	228	6.566	6.534	(0.998)	326922	14.3241	952.4033(R)
19 Chrysene	228	6.592	6.561	(1.002)	287663	11.2021	744.8211
20 Benzo(b)fluoranthene	252	7.394	7.351	(0.964)	281546	14.2228	945.6661(R)
21 Benzo(k)fluoranthene	252	7.410	7.373	(0.967)	263575	10.7328	713.6181
22 Benzo(a)pyrene	252	7.618	7.581	(0.994)	211107	10.3841	690.4350
24 Indeno(1,2,3-cd)pyrene	276	8.441	8.398	(1.101)	136648	8.02341	533.4714(M)
25 Dibenzo(a,h)anthracene	278	8.462	8.425	(1.104)	119729	6.85813	455.9930
26 Benzo(g,h,i)perylene	276	8.665	8.617	(1.130)	122615	6.69502	445.1473

QC Flag Legend

- R - Spike/Surrogate failed recovery limits.
- M - Compound response manually integrated.

Data File: 1AE09025.D

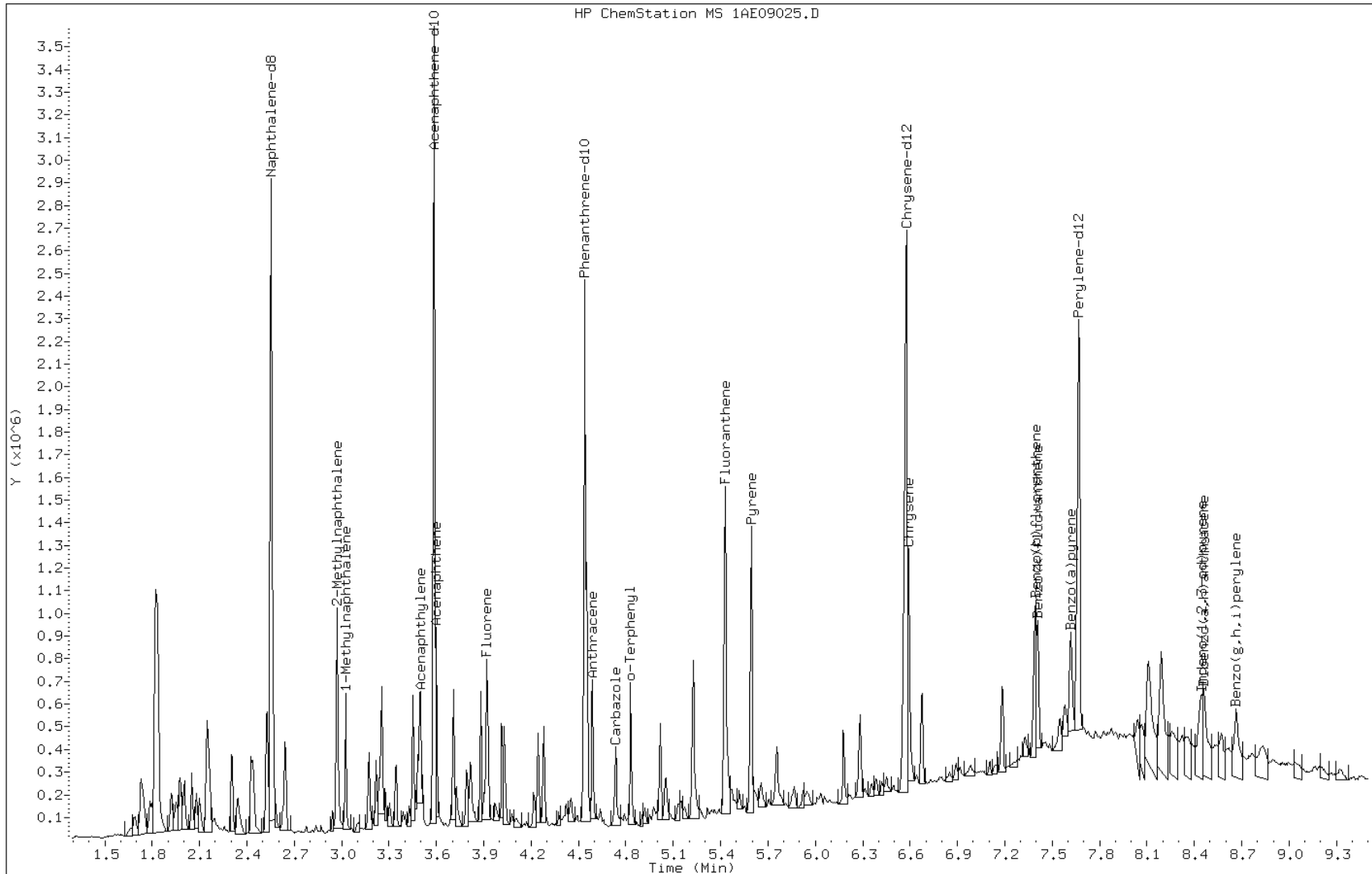
Date: 09-MAY-2013 16:12

Client ID:

Instrument: BSMA5973.i

Sample Info: 680-89985-a-22-b ms

Operator: SCC

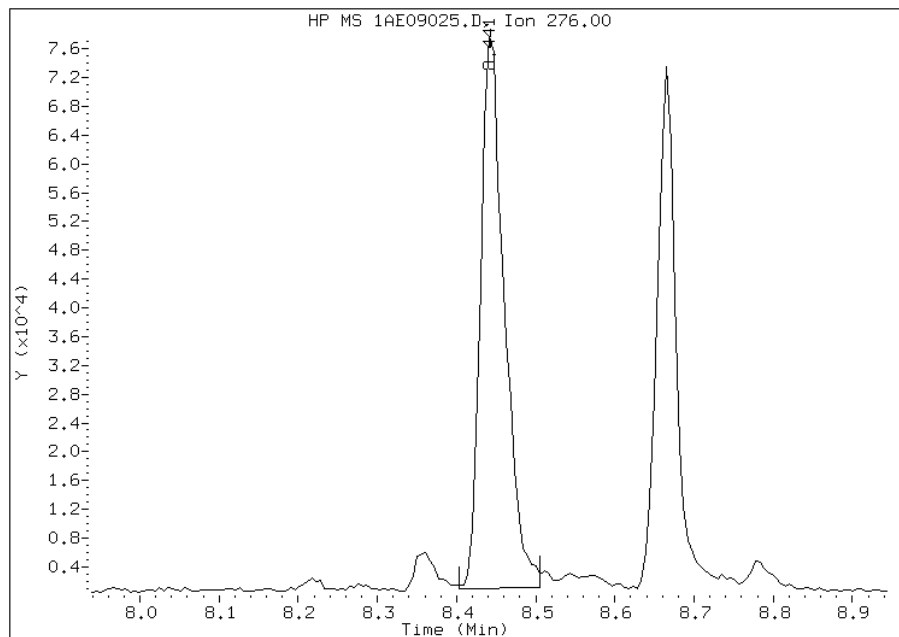


Manual Integration Report

Data File: 1AE09025.D
Inj. Date and Time: 09-MAY-2013 16:12
Instrument ID: BSMA5973.i
Client ID:
Compound: 24 Indeno(1,2,3-cd)pyrene
CAS #: 193-39-5
Report Date: 05/10/2013

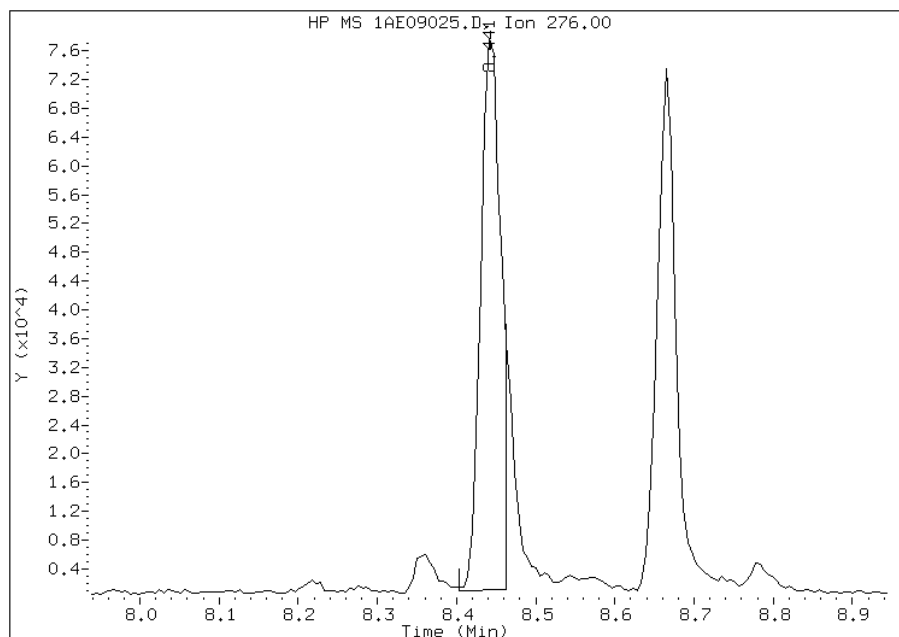
Processing Integration Results

RT: 8.44
Response: 159060
Amount: 9
Conc: 621



Manual Integration Results

RT: 8.44
Response: 136648
Amount: 8
Conc: 533



Manually Integrated By: cantins
Modification Date: 09-May-2013 16:40
Manual Integration Reason: Split Peak

FORM I
GC/MS SEMI VOA ORGANICS ANALYSIS DATA SHEET

Lab Name: TestAmerica Tampa Job No.: 680-89985-2
 SDG No.: 68089985-2
 Client Sample ID: CV1322A-CS MS Lab Sample ID: 680-89985-25 MS
 Matrix: Solid Lab File ID: 1AE09043.D
 Analysis Method: 8270C LL Date Collected: 05/02/2013 13:20
 Extract. Method: 3546 Date Extracted: 05/09/2013 13:29
 Sample wt/vol: 15.42(g) Date Analyzed: 05/09/2013 20:55
 Con. Extract Vol.: 1(mL) Dilution Factor: 4
 Injection Volume: 1(uL) Level: (low/med) Low
 % Moisture: 19.4 GPC Cleanup: (Y/N) N
 Analysis Batch No.: 137283 Units: ug/Kg

CAS NO.	COMPOUND NAME	RESULT	Q	RL	MDL
83-32-9	Acenaphthene	558		480	97
208-96-8	Acenaphthylene	572		190	24
120-12-7	Anthracene	591		41	20
56-55-3	Benzo[a]anthracene	694		39	19
50-32-8	Benzo[a]pyrene	508		50	25
205-99-2	Benzo[b]fluoranthene	667		59	29
191-24-2	Benzo[g,h,i]perylene	348		97	21
207-08-9	Benzo[k]fluoranthene	582		39	17
218-01-9	Chrysene	579		43	22
53-70-3	Dibenz(a,h)anthracene	365		97	20
206-44-0	Fluoranthene	734		97	19
86-73-7	Fluorene	578		97	20
193-39-5	Indeno[1,2,3-cd]pyrene	354		97	34
90-12-0	1-Methylnaphthalene	656		190	21
91-57-6	2-Methylnaphthalene	702		190	34
91-20-3	Naphthalene	595		190	21
85-01-8	Phenanthrene	752		39	19
129-00-0	Pyrene	731		97	18

CAS NO.	SURROGATE	%REC	Q	LIMITS
84-15-1	o-Terphenyl	64		30-130

TestAmerica Laboratories

Semivolatiles 8270C low level PAH

Data file : \\tam-chemsvr\chem\SM\BSMA5973.i\1A050913.b\1AE09043.D
 Lab Smp Id: 680-89985-a-25-b ms
 Inj Date : 09-MAY-2013 20:55
 Operator : SCC Inst ID: BSMA5973.i
 Smp Info : 680-89985-a-25-b ms
 Misc Info : 4.0
 Comment :
 Method : \\tam-chemsvr\chem\SM\BSMA5973.i\1A050913.b\1AE09043.D
 Meth Date : 09-May-2013 11:07 cantins Quant Type: ISTD
 Cal Date : 06-MAY-2013 11:56 Cal File: 1AE06009.D
 Als bottle: 50 QC Sample: MS
 Dil Factor: 4.00000
 Integrator: HP RTE Compound Sublist: pah.sub
 Target Version: 4.14
 Processing Host: TAM1000

Concentration Formula:

$$\text{Amt} * \text{DF} * 1/\text{Vi} * \text{Vt}/\text{Ws} * 100/(100 - \text{M}) * \text{A} * \text{B} * \text{C} * \text{D} * \text{GPC} * \text{CpndVariable}$$

Name	Value	Description
DF	4.000	Dilution Factor
Vi	1.000	Injection Volume
Vt	1.000	Final Volume
Ws	15.420	Weight Extracted
M	0.00000	% Moisture
A	1000.000	uL to mL conversion
B	1000.000	g to kg conversion
C	0.00100	ng to ug conversion
D	1.000	ug to mg conversion(value = 1 if no conv)
GPC	1.000	GPC FACTOR
Cpnd Variable		Local Compound Variable

Compounds	QUANT	SIG	MASS	RT	EXP RT	REL RT	RESPONSE	CONCENTRATIONS	
								ON-COLUMN (ug/ml)	FINAL (ug/Kg)
* 1 Naphthalene-d8	136		2.555	2.543	(1.000)	912935	40.0000		
* 6 Acenaphthene-d10	164		3.586	3.574	(1.000)	497414	40.0000		
* 10 Phenanthrene-d10	188		4.542	4.520	(1.000)	915377	40.0000		
\$ 14 o-Terphenyl	230		4.836	4.819	(1.065)	20990	1.60216	415.6064	
* 18 Chrysene-d12	240		6.578	6.539	(1.000)	729689	40.0000		
* 23 Perylene-d12	264		7.673	7.634	(1.000)	527343	40.0000		
2 Naphthalene	128		2.566	2.554	(1.004)	39729	1.84796	479.3667	
3 2-Methylnaphthalene	141		2.972	2.960	(1.163)	23819	2.18002	565.5053	
4 1-Methylnaphthalene	142		3.030	3.013	(1.186)	26688	2.03786	528.6290	
5 Acenaphthylene	152		3.501	3.484	(0.976)	41544	1.77744	461.0731	
7 Acenaphthene	154		3.602	3.590	(1.004)	23249	1.73207	449.3043	
9 Fluorene	166		3.923	3.906	(1.094)	27477	1.79628	465.9613	
11 Phenanthrene	178		4.558	4.536	(1.004)	52973	2.33590	605.9415	
12 Anthracene	178		4.590	4.573	(1.011)	44363	1.83644	476.3797	

Compounds	QUANT SIG	RT	EXP RT	REL RT	RESPONSE	CONCENTRATIONS	
						ON-COLUMN (ug/ml)	FINAL (ug/Kg)
13 Carbazole	167	4.740	4.707	(1.044)	39863	1.83532	476.0874
15 Fluoranthene	202	5.429	5.401	(1.195)	59496	2.28052	591.5757
16 Pyrene	202	5.595	5.567	(0.851)	53266	2.27099	589.1020
17 Benzo(a)anthracene	228	6.572	6.534	(0.999)	44205	2.15556	559.1603
19 Chrysene	228	6.594	6.561	(1.002)	41465	1.79706	466.1630
20 Benzo(b)fluoranthene	252	7.395	7.351	(0.964)	28850	2.06980	536.9124
21 Benzo(k)fluoranthene	252	7.411	7.373	(0.966)	31245	1.80691	468.7177
22 Benzo(a)pyrene	252	7.619	7.581	(0.993)	22575	1.57704	409.0883
24 Indeno(1,2,3-cd)pyrene	276	8.447	8.398	(1.101)	13185	1.09947	285.2050(M)
25 Dibenzo(a,h)anthracene	278	8.469	8.425	(1.104)	13938	1.13384	294.1226
26 Benzo(g,h,i)perylene	276	8.677	8.617	(1.131)	13927	1.07997	280.1476

QC Flag Legend

M - Compound response manually integrated.

Data File: 1AE09043.D

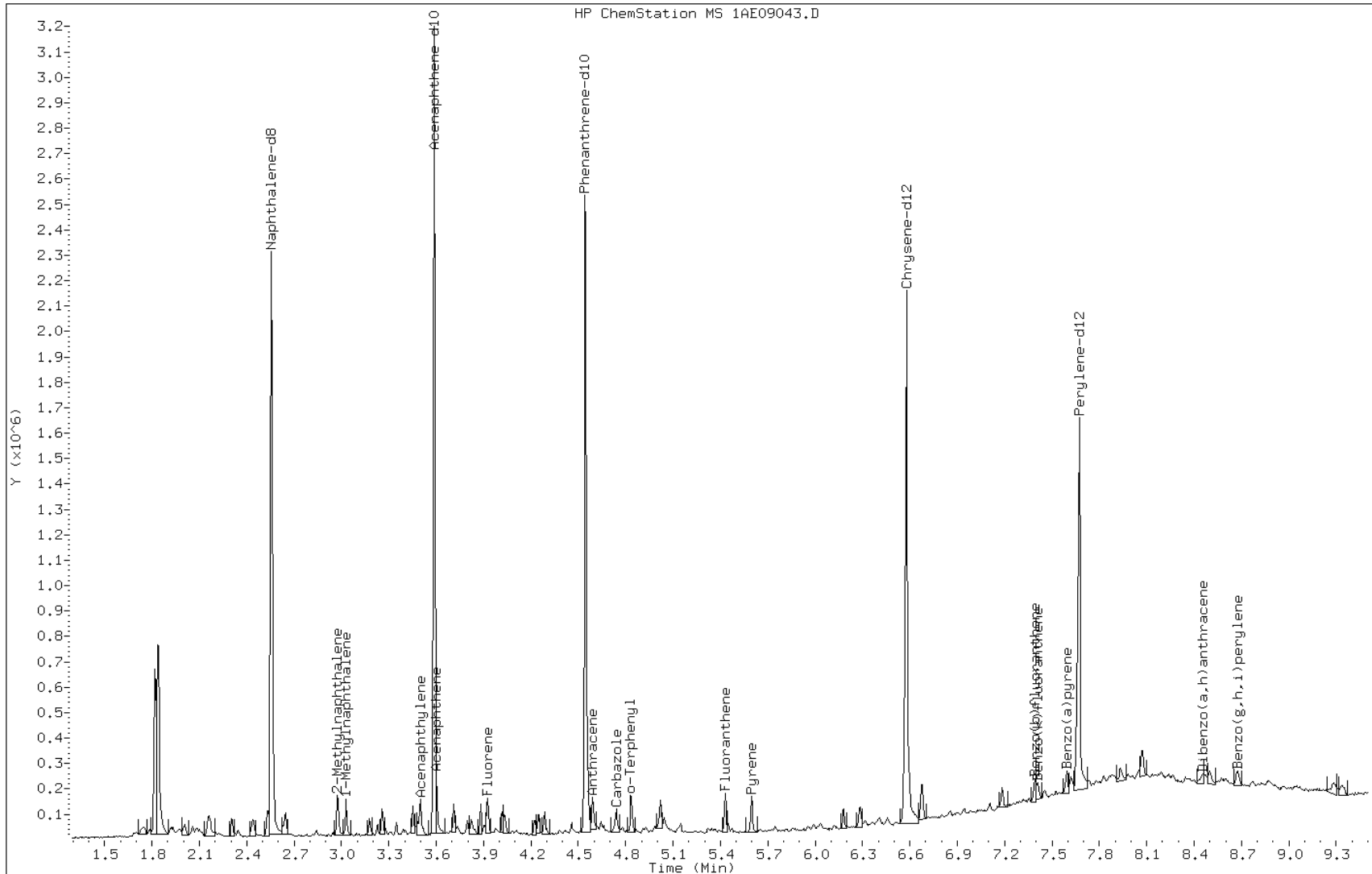
Date: 09-MAY-2013 20:55

Client ID:

Instrument: BSMA5973.i

Sample Info: 680-89985-a-25-b ms

Operator: SCC

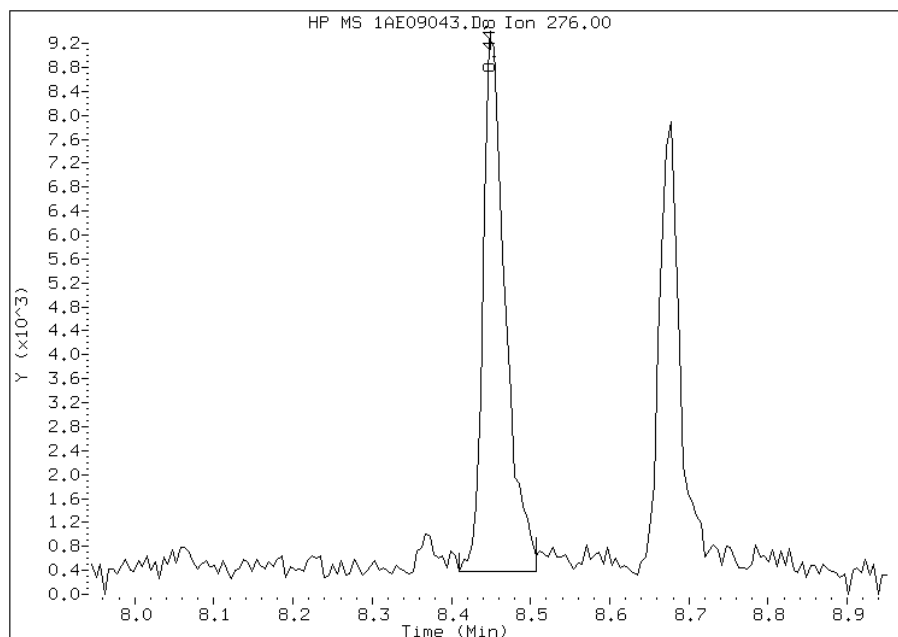


Manual Integration Report

Data File: 1AE09043.D
Inj. Date and Time: 09-MAY-2013 20:55
Instrument ID: BSMA5973.i
Client ID:
Compound: 24 Indeno(1,2,3-cd)pyrene
CAS #: 193-39-5
Report Date: 05/10/2013

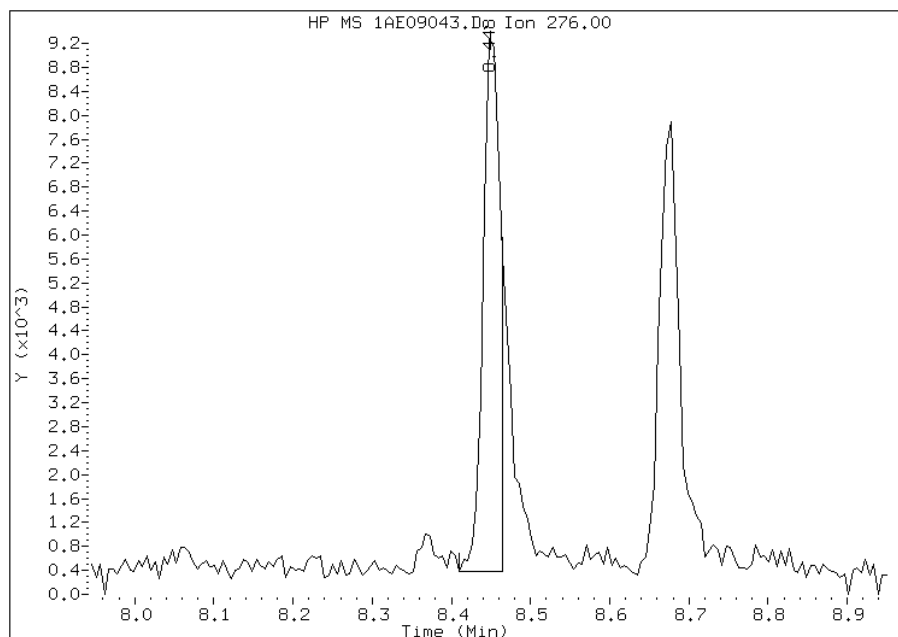
Processing Integration Results

RT: 8.45
Response: 17356
Amount: 1
Conc: 375



Manual Integration Results

RT: 8.45
Response: 13185
Amount: 1
Conc: 285



Manually Integrated By: cantins
Modification Date: 10-May-2013 13:36
Manual Integration Reason: Split Peak

FORM I
GC/MS SEMI VOA ORGANICS ANALYSIS DATA SHEET

Lab Name: TestAmerica Tampa Job No.: 680-89985-2
 SDG No.: 68089985-2
 Client Sample ID: CV1237B-CS MSD Lab Sample ID: 680-89985-22 MSD
 Matrix: Solid Lab File ID: 1AE09026.D
 Analysis Method: 8270C LL Date Collected: 05/02/2013 12:25
 Extract. Method: 3546 Date Extracted: 05/08/2013 11:30
 Sample wt/vol: 15.02(g) Date Analyzed: 05/09/2013 16:28
 Con. Extract Vol.: 1(mL) Dilution Factor: 1
 Injection Volume: 1(uL) Level: (low/med) Low
 % Moisture: 9.6 GPC Cleanup: (Y/N) N
 Analysis Batch No.: 137283 Units: ug/Kg

CAS NO.	COMPOUND NAME	RESULT	Q	RL	MDL
83-32-9	Acenaphthene	489		110	22
208-96-8	Acenaphthylene	591		44	5.5
120-12-7	Anthracene	640		9.3	4.6
56-55-3	Benzo[a]anthracene	718		8.8	4.3
50-32-8	Benzo[a]pyrene	562		11	5.7
205-99-2	Benzo[b]fluoranthene	797		13	6.7
191-24-2	Benzo[g,h,i]perylene	380		22	4.9
207-08-9	Benzo[k]fluoranthene	612		8.8	4.0
218-01-9	Chrysene	692		9.9	5.0
53-70-3	Dibenz(a,h)anthracene	431		22	4.5
206-44-0	Fluoranthene	738		22	4.4
86-73-7	Fluorene	553		22	4.5
193-39-5	Indeno[1,2,3-cd]pyrene	458		22	7.8
90-12-0	1-Methylnaphthalene	557		44	4.9
91-57-6	2-Methylnaphthalene	623		44	7.8
91-20-3	Naphthalene	548		44	4.9
85-01-8	Phenanthrene	671		8.8	4.3
129-00-0	Pyrene	656		22	4.1

CAS NO.	SURROGATE	%REC	Q	LIMITS
84-15-1	o-Terphenyl	68		30-130

TestAmerica Laboratories

Semivolatiles 8270C low level PAH

Data file : \\tam-chemsvr\chem\SM\BSMA5973.i\1A050913.b\1AE09026.D
 Lab Smp Id: 680-89985-a-22-c ms
 Inj Date : 09-MAY-2013 16:28
 Operator : SCC Inst ID: BSMA5973.i
 Smp Info : 680-89985-a-22-c msd
 Misc Info :
 Comment :
 Method : \\tam-chemsvr\chem\SM\BSMA5973.i\1A050913.b\a-bFASTPAHi-m.m
 Meth Date : 09-May-2013 11:07 cantins Quant Type: ISTD
 Cal Date : 06-MAY-2013 11:56 Cal File: 1AE06009.D
 Als bottle: 33 QC Sample: MSD
 Dil Factor: 1.00000
 Integrator: HP RTE Compound Sublist: pah.sub
 Target Version: 4.14
 Processing Host: TAM1000

Concentration Formula:

$$\text{Amt} * \text{DF} * 1/\text{Vi} * \text{Vt}/\text{Ws} * 100/(100 - \text{M}) * \text{A} * \text{B} * \text{C} * \text{D} * \text{GPC} * \text{CpndVariable}$$

Name	Value	Description
DF	1.000	Dilution Factor
Vi	1.000	Injection Volume
Vt	1.000	Final Volume
Ws	15.020	Weight Extracted
M	0.00000	% Moisture
A	1000.000	uL to mL conversion
B	1000.000	g to kg conversion
C	0.00100	ng to ug conversion
D	1.000	ug to mg conversion(value = 1 if no conv)
GPC	1.000	GPC FACTOR
Cpnd Variable		Local Compound Variable

Compounds	QUANT	SIG	MASS	RT	EXP RT	REL RT	RESPONSE	CONCENTRATIONS	
								ON-COLUMN	FINAL
								(ug/ml)	(ug/Kg)
* 1 Naphthalene-d8	136		2.555	2.543	(1.000)	987230	40.0000		
* 6 Acenaphthene-d10	164		3.586	3.574	(1.000)	534823	40.0000		
* 10 Phenanthrene-d10	188		4.543	4.520	(1.000)	846339	40.0000		
\$ 14 o-Terphenyl	230		4.831	4.819	(1.063)	82668	6.82476	454.3780	
* 18 Chrysene-d12	240		6.578	6.539	(1.000)	813364	40.0000		
* 23 Perylene-d12	264		7.673	7.634	(1.000)	746047	40.0000		
2 Naphthalene	128		2.566	2.554	(1.004)	172981	7.44054	495.3756	
3 2-Methylnaphthalene	141		2.972	2.960	(1.163)	100033	8.46647	563.6797	
4 1-Methylnaphthalene	142		3.025	3.013	(1.184)	107189	7.56887	503.9195	
5 Acenaphthylene	152		3.496	3.484	(0.975)	201803	8.03011	534.6277	
7 Acenaphthene	154		3.602	3.590	(1.004)	95938	6.64752	442.5775	
9 Fluorene	166		3.918	3.906	(1.092)	123515	7.50987	499.9915	
11 Phenanthrene	178		4.553	4.536	(1.002)	191247	9.12118	607.2686	
12 Anthracene	178		4.591	4.573	(1.011)	194267	8.69784	579.0839	

Compounds	QUANT SIG	RT	EXP RT	REL RT	RESPONSE	CONCENTRATIONS	
						ON-COLUMN (ug/ml)	FINAL (ug/Kg)
-----	----	----	-----	-----	-----	-----	-----
13 Carbazole	167	4.735	4.707	(1.042)	132185	6.58232	438.2370
15 Fluoranthene	202	5.424	5.401	(1.194)	241918	10.0293	667.7299
16 Pyrene	202	5.595	5.567	(0.851)	232907	8.90841	593.1032
17 Benzo(a)anthracene	228	6.567	6.534	(0.998)	222982	9.75466	649.4445
19 Chrysene	228	6.594	6.561	(1.002)	241713	9.39796	625.6961
20 Benzo(b)fluoranthene	252	7.390	7.351	(0.963)	213577	10.8309	721.0968
21 Benzo(k)fluoranthene	252	7.411	7.373	(0.966)	203464	8.31706	553.7323
22 Benzo(a)pyrene	252	7.620	7.581	(0.993)	154711	7.63945	508.6183
24 Indeno(1,2,3-cd)pyrene	276	8.442	8.398	(1.100)	105631	6.22615	414.5242(M)
25 Dibenzo(a,h)anthracene	278	8.469	8.425	(1.104)	101913	5.86015	390.1566
26 Benzo(g,h,i)perylene	276	8.667	8.617	(1.129)	94291	5.16834	344.0971

QC Flag Legend

M - Compound response manually integrated.

Data File: 1AE09026.D

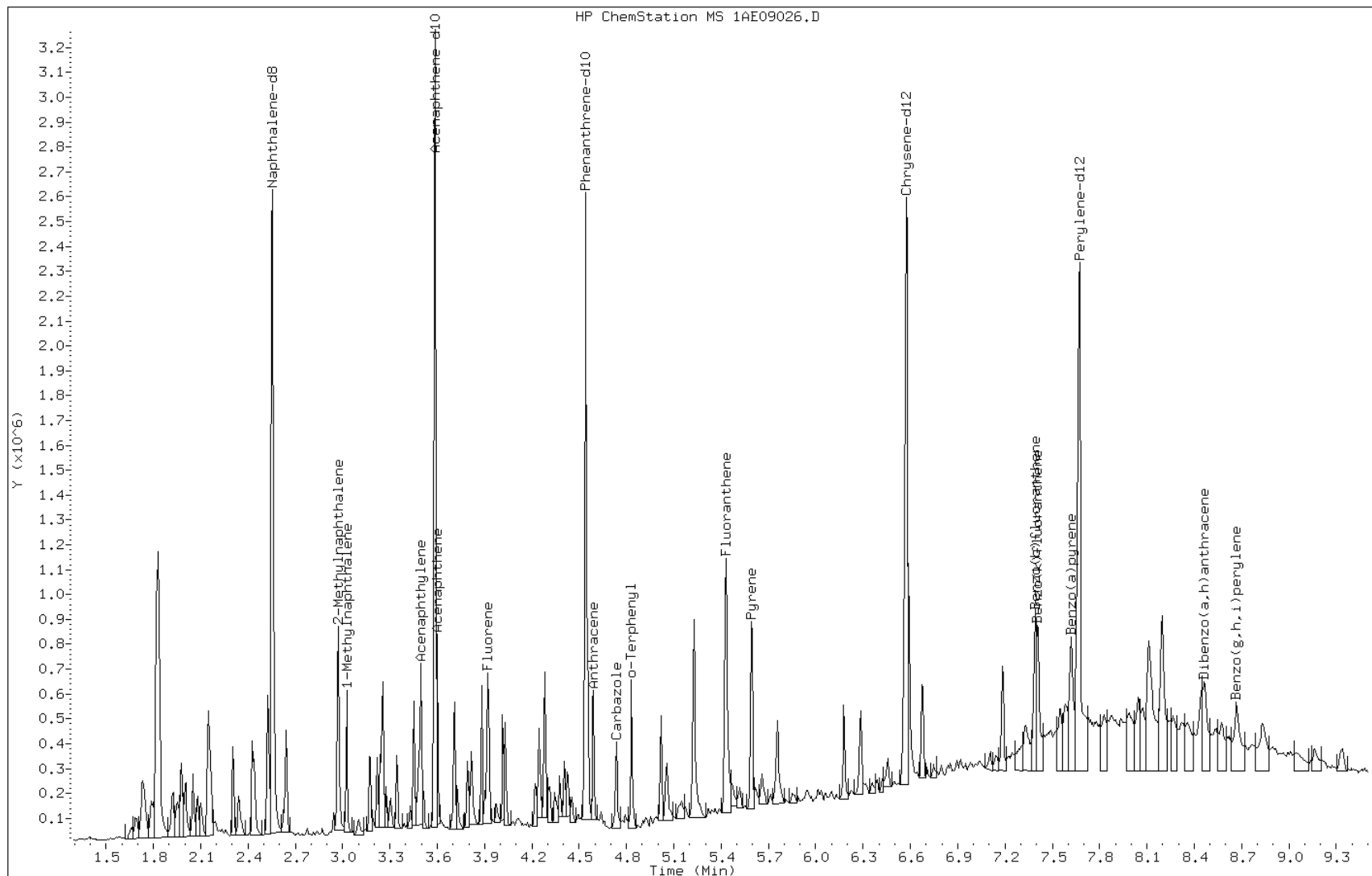
Date: 09-MAY-2013 16:28

Client ID:

Instrument: BSMA5973.i

Sample Info: 680-89985-a-22-c msd

Operator: SCC

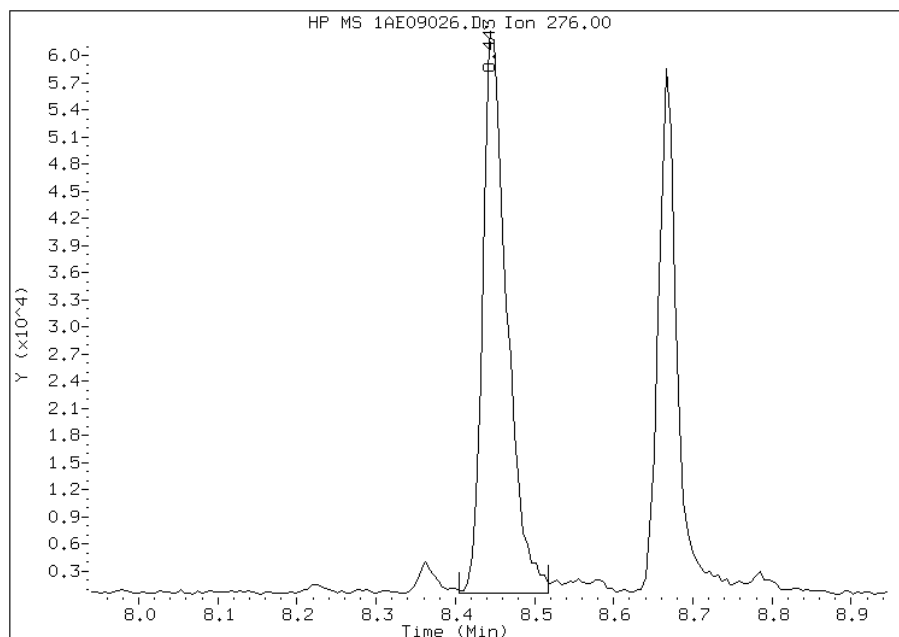


Manual Integration Report

Data File: 1AE09026.D
Inj. Date and Time: 09-MAY-2013 16:28
Instrument ID: BSMA5973.i
Client ID:
Compound: 24 Indeno(1,2,3-cd)pyrene
CAS #: 193-39-5
Report Date: 05/10/2013

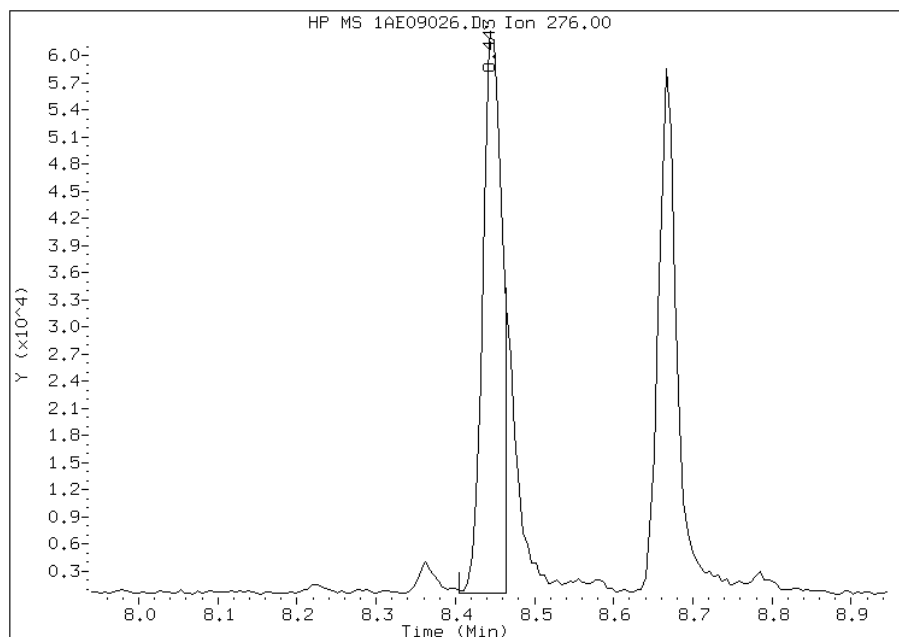
Processing Integration Results

RT: 8.44
Response: 130790
Amount: 8
Conc: 513



Manual Integration Results

RT: 8.44
Response: 105631
Amount: 6
Conc: 415



Manually Integrated By: cantins
Modification Date: 10-May-2013 11:18
Manual Integration Reason: Split Peak

FORM I
GC/MS SEMI VOA ORGANICS ANALYSIS DATA SHEET

Lab Name: TestAmerica Tampa Job No.: 680-89985-2
 SDG No.: 68089985-2
 Client Sample ID: CV1322A-CS MSD Lab Sample ID: 680-89985-25 MSD
 Matrix: Solid Lab File ID: 1AE09044.D
 Analysis Method: 8270C LL Date Collected: 05/02/2013 13:20
 Extract. Method: 3546 Date Extracted: 05/09/2013 13:29
 Sample wt/vol: 15.42(g) Date Analyzed: 05/09/2013 21:10
 Con. Extract Vol.: 1(mL) Dilution Factor: 4
 Injection Volume: 1(uL) Level: (low/med) Low
 % Moisture: 19.4 GPC Cleanup: (Y/N) N
 Analysis Batch No.: 137283 Units: ug/Kg

CAS NO.	COMPOUND NAME	RESULT	Q	RL	MDL
83-32-9	Acenaphthene	678		480	97
208-96-8	Acenaphthylene	722		190	24
120-12-7	Anthracene	674		41	20
56-55-3	Benzo[a]anthracene	724		39	19
50-32-8	Benzo[a]pyrene	520		50	25
205-99-2	Benzo[b]fluoranthene	789		59	29
191-24-2	Benzo[g,h,i]perylene	350		97	21
207-08-9	Benzo[k]fluoranthene	623		39	17
218-01-9	Chrysene	753		43	22
53-70-3	Dibenz(a,h)anthracene	413		97	20
206-44-0	Fluoranthene	666		97	19
86-73-7	Fluorene	680		97	20
193-39-5	Indeno[1,2,3-cd]pyrene	391		97	34
90-12-0	1-Methylnaphthalene	788		190	21
91-57-6	2-Methylnaphthalene	844		190	34
91-20-3	Naphthalene	705		190	21
85-01-8	Phenanthrene	753		39	19
129-00-0	Pyrene	662		97	18

CAS NO.	SURROGATE	%REC	Q	LIMITS
84-15-1	o-Terphenyl	78		30-130

TestAmerica Laboratories

Semivolatile 8270C low level PAH

Data file : \\tam-chemsvr\chem\SM\BSMA5973.i\1A050913.b\1AE09044.D
 Lab Smp Id: 680-89985-a-25-c ms
 Inj Date : 09-MAY-2013 21:10
 Operator : SCC Inst ID: BSMA5973.i
 Smp Info : 680-89985-a-25-c msd
 Misc Info : 4.0
 Comment :
 Method : \\tam-chemsvr\chem\SM\BSMA5973.i\1A050913.b\a-bFASTPAHi-m.m
 Meth Date : 09-May-2013 11:07 cantins Quant Type: ISTD
 Cal Date : 06-MAY-2013 11:56 Cal File: 1AE06009.D
 Als bottle: 51 QC Sample: MSD
 Dil Factor: 4.00000
 Integrator: HP RTE Compound Sublist: pah.sub
 Target Version: 4.14
 Processing Host: TAM1000

Concentration Formula:

$$\text{Amt} * \text{DF} * 1/\text{Vi} * \text{Vt}/\text{Ws} * 100/(100 - \text{M}) * \text{A} * \text{B} * \text{C} * \text{D} * \text{GPC} * \text{CpndVariable}$$

Name	Value	Description
DF	4.000	Dilution Factor
Vi	1.000	Injection Volume
Vt	1.000	Final Volume
Ws	15.420	Weight Extracted
M	0.00000	% Moisture
A	1000.000	uL to mL conversion
B	1000.000	g to kg conversion
C	0.00100	ng to ug conversion
D	1.000	ug to mg conversion(value = 1 if no conv)
GPC	1.000	GPC FACTOR
Cpnd Variable		Local Compound Variable

Compounds	QUANT	SIG	RT	EXP RT	REL RT	RESPONSE	CONCENTRATIONS	
							ON-COLUMN	FINAL
	MASS						(ug/ml)	(ug/Kg)
* 1 Naphthalene-d8	136		2.554	2.543	(1.000)	905730	40.0000	
* 6 Acenaphthene-d10	164		3.585	3.574	(1.000)	476636	40.0000	
* 10 Phenanthrene-d10	188		4.546	4.520	(1.000)	877870	40.0000	
\$ 14 o-Terphenyl	230		4.835	4.819	(1.063)	24601	1.95802	507.9165
* 18 Chrysene-d12	240		6.582	6.539	(1.000)	720235	40.0000	
* 23 Perylene-d12	264		7.672	7.634	(1.000)	527792	40.0000	
2 Naphthalene	128		2.570	2.554	(1.006)	46706	2.18977	568.0336
3 2-Methylnaphthalene	141		2.976	2.960	(1.165)	28398	2.61979	679.5822
4 1-Methylnaphthalene	142		3.029	3.013	(1.186)	31785	2.44637	634.5974
5 Acenaphthylene	152		3.499	3.484	(0.976)	50241	2.24324	581.9034
7 Acenaphthene	154		3.606	3.590	(1.006)	27061	2.10395	545.7721
9 Fluorene	166		3.921	3.906	(1.094)	30938	2.11071	547.5250
11 Phenanthrene	178		4.557	4.536	(1.002)	50886	2.33975	606.9378
12 Anthracene	178		4.594	4.573	(1.011)	48494	2.09322	542.9879

Compounds	QUANT SIG	RT	EXP RT	REL RT	RESPONSE	CONCENTRATIONS	
						ON-COLUMN (ug/ml)	FINAL (ug/Kg)
-----	----	----	-----	-----	-----	-----	-----
13 Carbazole	167	4.739	4.707	(1.042)	43366	2.08190	540.0524
15 Fluoranthene	202	5.433	5.401	(1.195)	51757	2.06864	536.6133
16 Pyrene	202	5.599	5.567	(0.851)	47588	2.05554	533.2139
17 Benzo(a)anthracene	228	6.571	6.534	(0.998)	45484	2.24704	582.8908
19 Chrysene	228	6.592	6.561	(1.002)	53253	2.33824	606.5461(M)
20 Benzo(b)fluoranthene	252	7.394	7.351	(0.964)	34198	2.45139	635.8999
21 Benzo(k)fluoranthene	252	7.410	7.373	(0.966)	33474	1.93416	501.7285
22 Benzo(a)pyrene	252	7.623	7.581	(0.994)	23156	1.61625	419.2598
24 Indeno(1,2,3-cd)pyrene	276	8.451	8.398	(1.102)	14582	1.21492	315.1552(M)
25 Dibenzo(a,h)anthracene	278	8.473	8.425	(1.104)	15785	1.28300	332.8150(M)
26 Benzo(g,h,i)perylene	276	8.681	8.617	(1.132)	14014	1.08579	281.6578(M)

QC Flag Legend

M - Compound response manually integrated.

Data File: 1AE09044.D

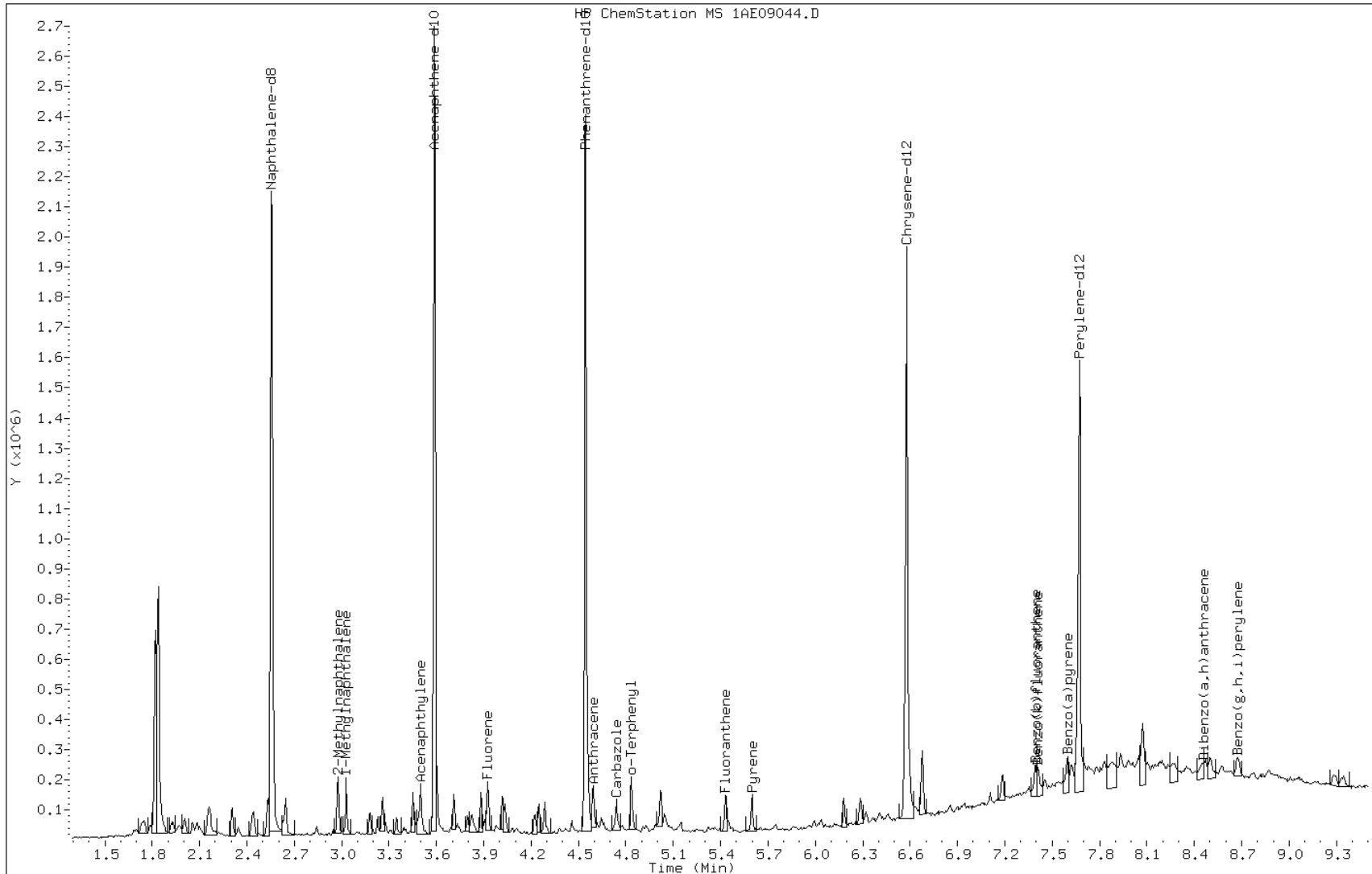
Date: 09-MAY-2013 21:10

Client ID:

Instrument: BSMA5973.i

Sample Info: 680-89985-a-25-c msd

Operator: SCC

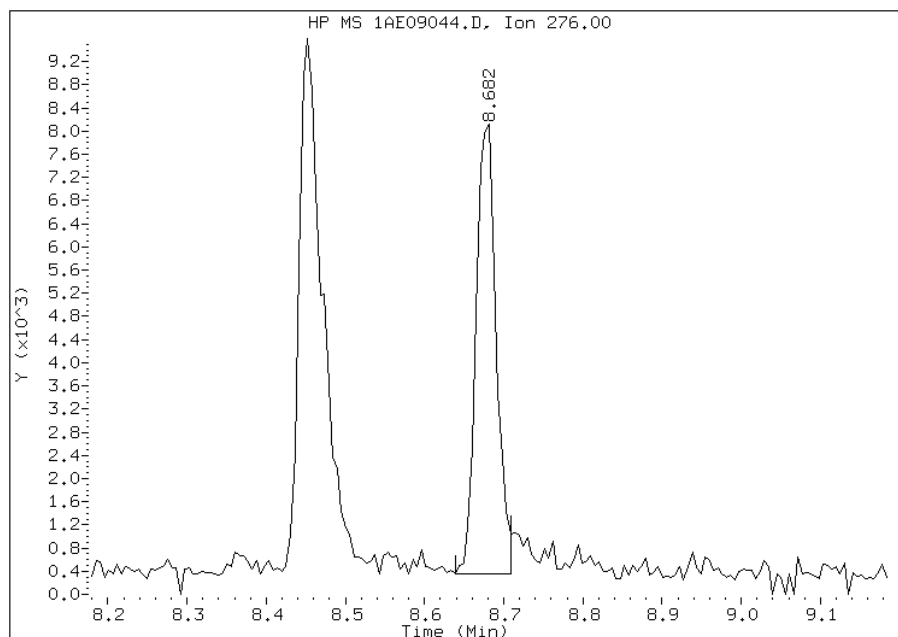


Manual Integration Report

Data File: 1AE09044.D
Inj. Date and Time: 09-MAY-2013 21:10
Instrument ID: BSMA5973.i
Client ID:
Compound: 26 Benzo(g,h,i)perylene
CAS #: 191-24-2
Report Date: 05/10/2013

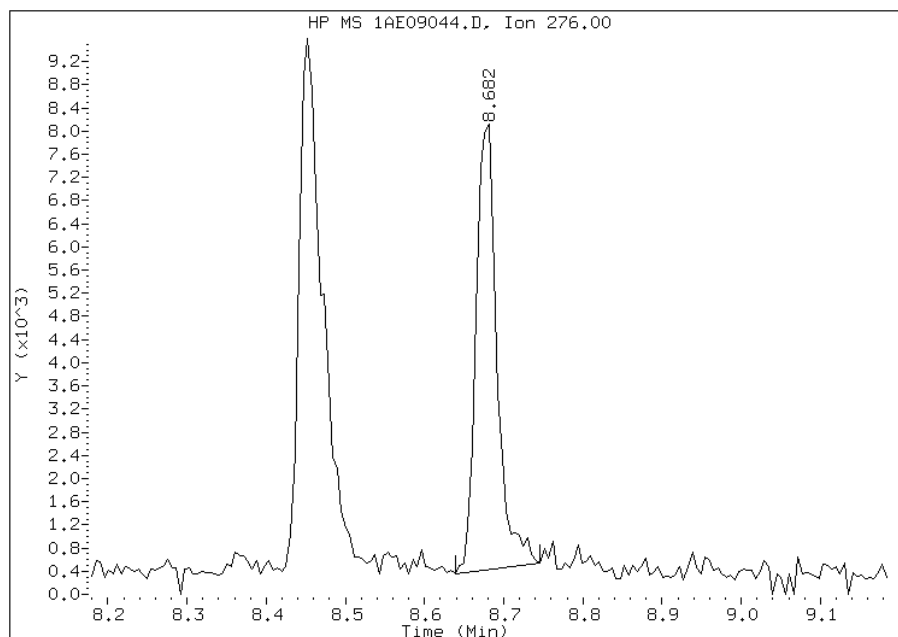
Processing Integration Results

RT: 8.68
Response: 13550
Amount: 1
Conc: 272



Manual Integration Results

RT: 8.68
Response: 14014
Amount: 1
Conc: 282



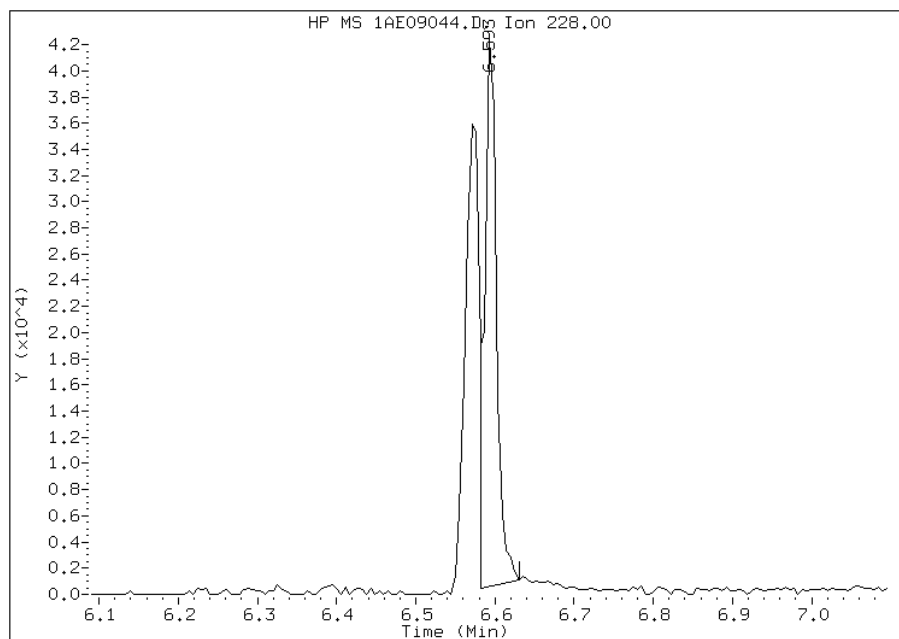
Manually Integrated By: cantins
Modification Date: 10-May-2013 13:37
Manual Integration Reason: Baseline Event

Manual Integration Report

Data File: 1AE09044.D
Inj. Date and Time: 09-MAY-2013 21:10
Instrument ID: BSMA5973.i
Client ID:
Compound: 19 Chrysene
CAS #: 218-01-9
Report Date: 05/10/2013

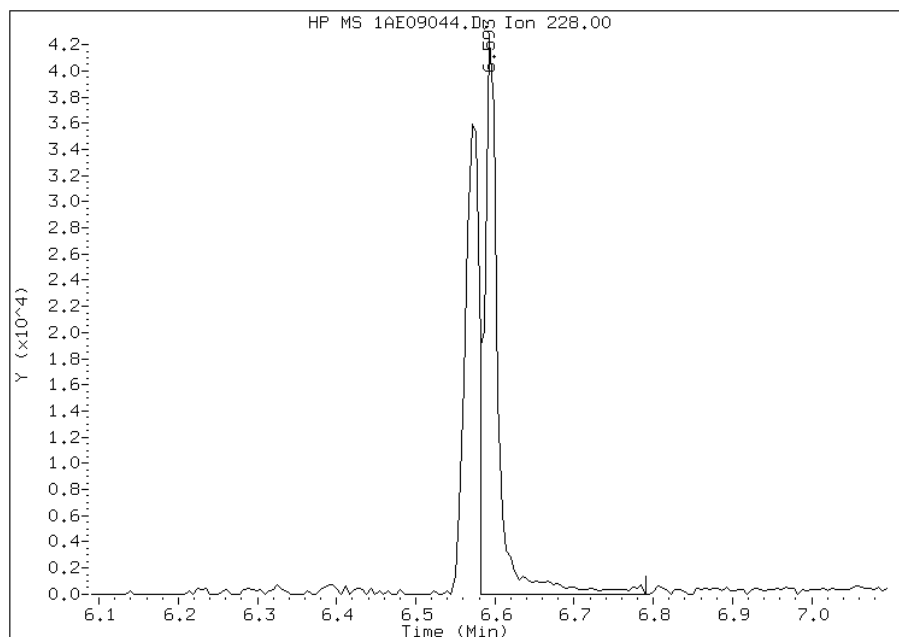
Processing Integration Results

RT: 6.59
Response: 45146
Amount: 2
Conc: 514



Manual Integration Results

RT: 6.59
Response: 53253
Amount: 2
Conc: 607



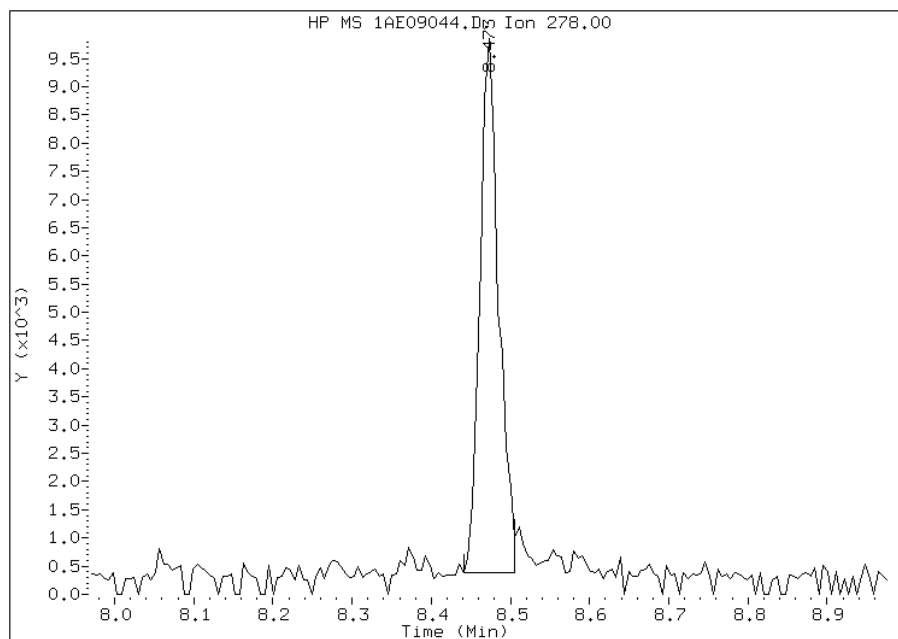
Manually Integrated By: cantins
Modification Date: 10-May-2013 13:37
Manual Integration Reason: Baseline Event

Manual Integration Report

Data File: 1AE09044.D
Inj. Date and Time: 09-MAY-2013 21:10
Instrument ID: BSMA5973.i
Client ID:
Compound: 25 Dibenzo(a,h)anthracene
CAS #: 53-70-3
Report Date: 05/10/2013

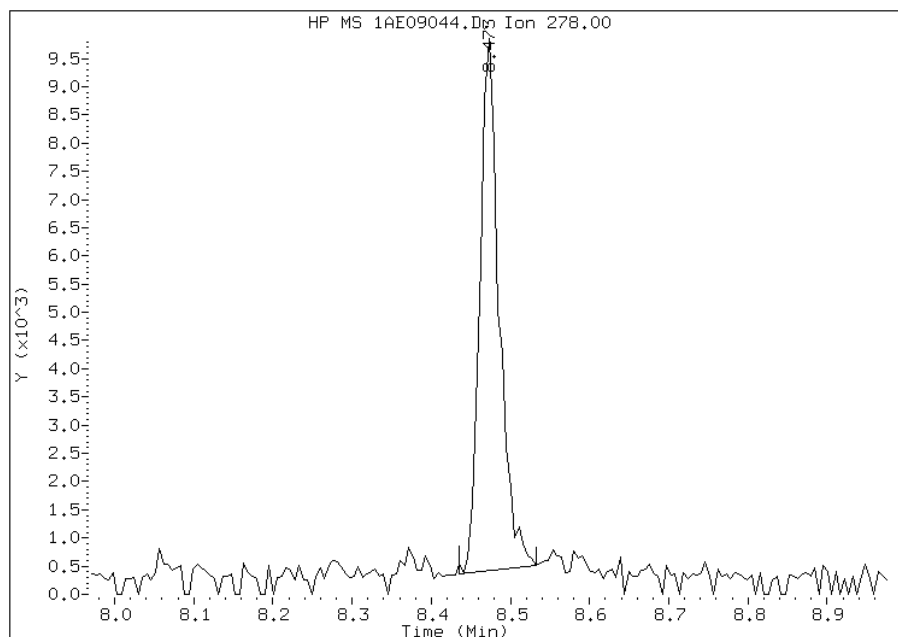
Processing Integration Results

RT: 8.47
Response: 15439
Amount: 1
Conc: 326



Manual Integration Results

RT: 8.47
Response: 15785
Amount: 1
Conc: 333



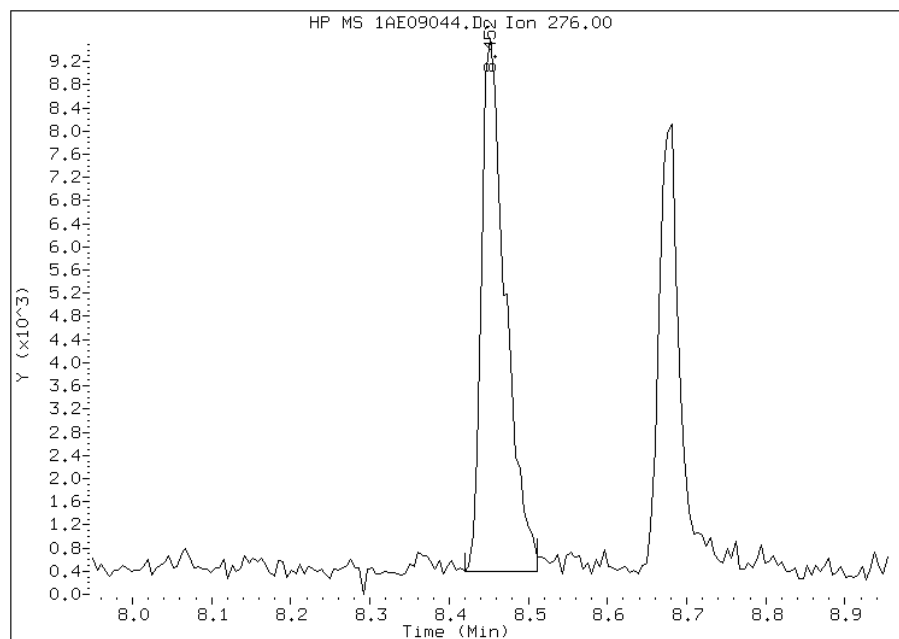
Manually Integrated By: cantins
Modification Date: 10-May-2013 13:37
Manual Integration Reason: Baseline Event

Manual Integration Report

Data File: 1AE09044.D
Inj. Date and Time: 09-MAY-2013 21:10
Instrument ID: BSMA5973.i
Client ID:
Compound: 24 Indeno(1,2,3-cd)pyrene
CAS #: 193-39-5
Report Date: 05/10/2013

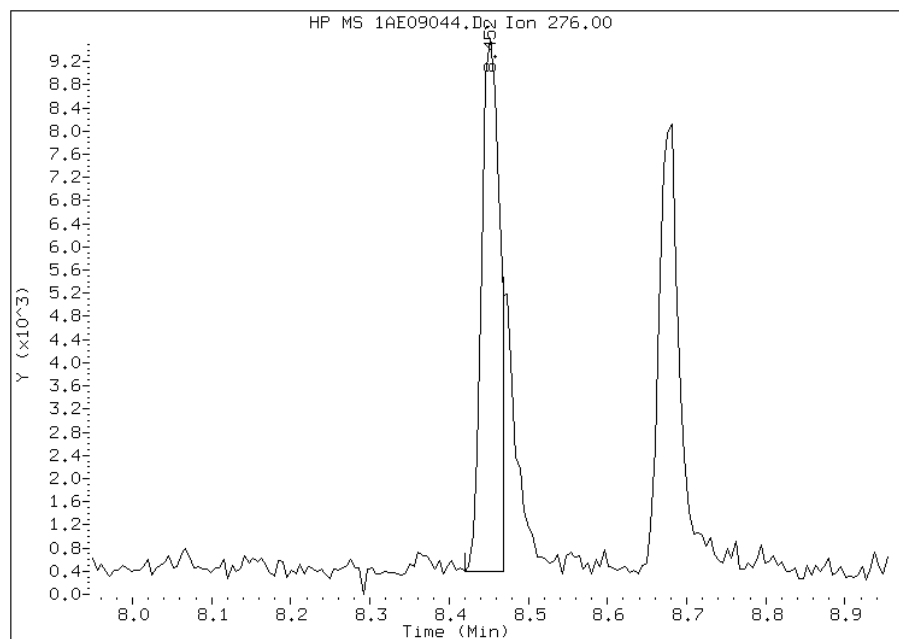
Processing Integration Results

RT: 8.45
Response: 19217
Amount: 2
Conc: 415



Manual Integration Results

RT: 8.45
Response: 14582
Amount: 1
Conc: 315



Manually Integrated By: cantins
Modification Date: 10-May-2013 13:38
Manual Integration Reason: Split Peak

GC/MS SEMI VOA ANALYSIS RUN LOG

Lab Name: TestAmerica TampaJob No.: 680-89985-2SDG No.: 68089985-2Instrument ID: BSMA5973Start Date: 05/06/2013 09:41Analysis Batch Number: 137156End Date: 05/06/2013 21:43

LAB SAMPLE ID	CLIENT SAMPLE ID	DATE ANALYZED	DILUTION FACTOR	LAB FILE ID	COLUMN ID
ZZZZZ		05/06/2013 09:41	1		DB-5MS 250 (um)
ZZZZZ		05/06/2013 09:56	1		DB-5MS 250 (um)
DFTPP 660-137156/2		05/06/2013 10:11	1	1AE06002.D	DB-5MS 250 (um)
ICIS 660-137156/3		05/06/2013 10:24	1		DB-5MS 250 (um)
IC 660-137156/4		05/06/2013 10:40	1	1AE06004.D	DB-5MS 250 (um)
IC 660-137156/5		05/06/2013 10:56	1	1AE06005.D	DB-5MS 250 (um)
IC 660-137156/6		05/06/2013 11:11	1	1AE06006.D	DB-5MS 250 (um)
IC 660-137156/7		05/06/2013 11:26	1	1AE06007.D	DB-5MS 250 (um)
IC 660-137156/8		05/06/2013 11:41	1	1AE06008.D	DB-5MS 250 (um)
IC 660-137156/9		05/06/2013 11:56	1	1AE06009.D	DB-5MS 250 (um)
ICV 660-137156/10		05/06/2013 12:11	1	1AE06010.D	DB-5MS 250 (um)
ZZZZZ		05/06/2013 13:22	1		DB-5MS 250 (um)
ZZZZZ		05/06/2013 13:37	1		DB-5MS 250 (um)
ZZZZZ		05/06/2013 13:52	1		DB-5MS 250 (um)
ZZZZZ		05/06/2013 14:07	1		DB-5MS 250 (um)
ZZZZZ		05/06/2013 14:22	1		DB-5MS 250 (um)
ZZZZZ		05/06/2013 14:37	4		DB-5MS 250 (um)
ZZZZZ		05/06/2013 14:52	1		DB-5MS 250 (um)
ZZZZZ		05/06/2013 15:08	1		DB-5MS 250 (um)
ZZZZZ		05/06/2013 15:24	1		DB-5MS 250 (um)
ZZZZZ		05/06/2013 15:39	1		DB-5MS 250 (um)
ZZZZZ		05/06/2013 15:54	1		DB-5MS 250 (um)
ZZZZZ		05/06/2013 16:09	1		DB-5MS 250 (um)
ZZZZZ		05/06/2013 16:25	4		DB-5MS 250 (um)
ZZZZZ		05/06/2013 16:41	20		DB-5MS 250 (um)
ZZZZZ		05/06/2013 16:56	1		DB-5MS 250 (um)
ZZZZZ		05/06/2013 17:11	1		DB-5MS 250 (um)
ZZZZZ		05/06/2013 17:26	4		DB-5MS 250 (um)
ZZZZZ		05/06/2013 17:42	4		DB-5MS 250 (um)
ZZZZZ		05/06/2013 17:57	1		DB-5MS 250 (um)
ZZZZZ		05/06/2013 18:12	1		DB-5MS 250 (um)
ZZZZZ		05/06/2013 18:27	4		DB-5MS 250 (um)
ZZZZZ		05/06/2013 18:42	1		DB-5MS 250 (um)
ZZZZZ		05/06/2013 18:57	4		DB-5MS 250 (um)
ZZZZZ		05/06/2013 19:12	1		DB-5MS 250 (um)
ZZZZZ		05/06/2013 19:27	1		DB-5MS 250 (um)
ZZZZZ		05/06/2013 19:43	1		DB-5MS 250 (um)
ZZZZZ		05/06/2013 19:58	1		DB-5MS 250 (um)
ZZZZZ		05/06/2013 20:12	1		DB-5MS 250 (um)
ZZZZZ		05/06/2013 20:27	4		DB-5MS 250 (um)
ZZZZZ		05/06/2013 20:43	1		DB-5MS 250 (um)
ZZZZZ		05/06/2013 20:58	1		DB-5MS 250 (um)
ZZZZZ		05/06/2013 21:13	1		DB-5MS 250 (um)
ZZZZZ		05/06/2013 21:28	1		DB-5MS 250 (um)
ZZZZZ		05/06/2013 21:43	1		DB-5MS 250 (um)

GC/MS SEMI VOA ANALYSIS RUN LOG

Lab Name: TestAmerica TampaJob No.: 680-89985-2SDG No.: 68089985-2Instrument ID: BSMA5973Start Date: 05/09/2013 09:54Analysis Batch Number: 137283End Date: 05/09/2013 21:41

LAB SAMPLE ID	CLIENT SAMPLE ID	DATE ANALYZED	DILUTION FACTOR	LAB FILE ID	COLUMN ID
ZZZZZ		05/09/2013 09:54	1		DB-5MS 250 (um)
ZZZZZ		05/09/2013 10:10	1		DB-5MS 250 (um)
DFTPP 660-137283/2		05/09/2013 10:25	1		DB-5MS 250 (um)
DFTPP 660-137283/3		05/09/2013 10:42	1	1AE09003.D	DB-5MS 250 (um)
CCVIS 660-137283/4		05/09/2013 10:56	1	1AE09004.D	DB-5MS 250 (um)
ZZZZZ		05/09/2013 11:11	1		DB-5MS 250 (um)
ZZZZZ		05/09/2013 11:26	1		DB-5MS 250 (um)
ZZZZZ		05/09/2013 11:41	1		DB-5MS 250 (um)
ZZZZZ		05/09/2013 11:56	1		DB-5MS 250 (um)
ZZZZZ		05/09/2013 12:11	1		DB-5MS 250 (um)
ZZZZZ		05/09/2013 12:26	4		DB-5MS 250 (um)
ZZZZZ		05/09/2013 12:41	4		DB-5MS 250 (um)
ZZZZZ		05/09/2013 12:56	1		DB-5MS 250 (um)
ZZZZZ		05/09/2013 13:11	1		DB-5MS 250 (um)
ZZZZZ		05/09/2013 13:26	1		DB-5MS 250 (um)
ZZZZZ		05/09/2013 13:42	4		DB-5MS 250 (um)
ZZZZZ		05/09/2013 13:57	4		DB-5MS 250 (um)
ZZZZZ		05/09/2013 14:12	1		DB-5MS 250 (um)
ZZZZZ		05/09/2013 14:27	1		DB-5MS 250 (um)
ZZZZZ		05/09/2013 14:42	1		DB-5MS 250 (um)
ZZZZZ		05/09/2013 14:57	1		DB-5MS 250 (um)
ZZZZZ		05/09/2013 15:12	1		DB-5MS 250 (um)
ZZZZZ		05/09/2013 15:27	4		DB-5MS 250 (um)
680-89985-21	CV1237A-CS	05/09/2013 15:42	1	1AE09023.D	DB-5MS 250 (um)
680-89985-22	CV1237B-CS	05/09/2013 15:57	1	1AE09024.D	DB-5MS 250 (um)
680-89985-22 MS	CV1237B-CS MS	05/09/2013 16:12	1	1AE09025.D	DB-5MS 250 (um)
680-89985-22 MSD	CV1237B-CS MSD	05/09/2013 16:28	1	1AE09026.D	DB-5MS 250 (um)
680-89985-23	CV1302A-CS	05/09/2013 16:43	4	1AE09027.D	DB-5MS 250 (um)
ZZZZZ		05/09/2013 17:08	1		DB-5MS 250 (um)
MB 660-137284/1-A		05/09/2013 17:23	1	1AE09029.D	DB-5MS 250 (um)
LCS 660-137284/2-A		05/09/2013 17:38	1	1AE09030.D	DB-5MS 250 (um)
ZZZZZ		05/09/2013 17:53	1		DB-5MS 250 (um)
ZZZZZ		05/09/2013 18:09	1		DB-5MS 250 (um)
ZZZZZ		05/09/2013 18:24	1		DB-5MS 250 (um)
ZZZZZ		05/09/2013 18:39	4		DB-5MS 250 (um)
ZZZZZ		05/09/2013 18:54	1		DB-5MS 250 (um)
ZZZZZ		05/09/2013 19:09	1		DB-5MS 250 (um)
ZZZZZ		05/09/2013 19:24	4		DB-5MS 250 (um)
ZZZZZ		05/09/2013 19:40	1		DB-5MS 250 (um)
ZZZZZ		05/09/2013 19:55	1		DB-5MS 250 (um)
ZZZZZ		05/09/2013 20:10	1		DB-5MS 250 (um)
680-89985-24	CV1302B-CS	05/09/2013 20:25	4	1AE09041.D	DB-5MS 250 (um)
680-89985-25	CV1322A-CS	05/09/2013 20:40	4	1AE09042.D	DB-5MS 250 (um)
680-89985-25 MS	CV1322A-CS MS	05/09/2013 20:55	4	1AE09043.D	DB-5MS 250 (um)
680-89985-25 MSD	CV1322A-CS MSD	05/09/2013 21:10	4	1AE09044.D	DB-5MS 250 (um)

GC/MS SEMI VOA ANALYSIS RUN LOG

Lab Name: TestAmerica Tampa Job No.: 680-89985-2SDG No.: 68089985-2Instrument ID: BSMA5973 Start Date: 05/09/2013 09:54Analysis Batch Number: 137283 End Date: 05/09/2013 21:41

LAB SAMPLE ID	CLIENT SAMPLE ID	DATE ANALYZED	DILUTION FACTOR	LAB FILE ID	COLUMN ID
680-89985-26	CV1322B-CS	05/09/2013 21:25	1	1AE09045.D	DB-5MS 250 (um)
ZZZZZ		05/09/2013 21:41	1		DB-5MS 250 (um)

GC/MS SEMI VOA ANALYSIS RUN LOG

Lab Name: TestAmerica Tampa Job No.: 680-89985-2SDG No.: 68089985-2Instrument ID: BSMA5973 Start Date: 05/08/2013 13:41Analysis Batch Number: 137292 End Date: 05/08/2013 18:28

LAB SAMPLE ID	CLIENT SAMPLE ID	DATE ANALYZED	DILUTION FACTOR	LAB FILE ID	COLUMN ID
ZZZZZ		05/08/2013 13:41	1		DB-5MS 250 (um)
ZZZZZ		05/08/2013 13:56	1		DB-5MS 250 (um)
DFTPP 660-137292/2		05/08/2013 14:11	1	1AE08002.D	DB-5MS 250 (um)
CCVIS 660-137292/3		05/08/2013 14:31	1	1AE08003.D	DB-5MS 250 (um)
ZZZZZ		05/08/2013 14:49	1		DB-5MS 250 (um)
ZZZZZ		05/08/2013 15:16	1		DB-5MS 250 (um)
ZZZZZ		05/08/2013 15:30	1		DB-5MS 250 (um)
ZZZZZ		05/08/2013 15:45	1		DB-5MS 250 (um)
ZZZZZ		05/08/2013 16:00	1		DB-5MS 250 (um)
ZZZZZ		05/08/2013 16:16	1		DB-5MS 250 (um)
MB 660-137234/1-A		05/08/2013 17:58	1	1AE08010.D	DB-5MS 250 (um)
LCS 660-137234/2-A		05/08/2013 18:13	1	1AE08011.D	DB-5MS 250 (um)
ZZZZZ		05/08/2013 18:28	1		DB-5MS 250 (um)

GC/MS SEMI VOA BATCH WORKSHEET

Lab Name: TestAmerica Tampa Job No.: 680-89985-2SDG No.: 68089985-2Batch Number: 137234 Batch Start Date: 05/08/13 11:30 Batch Analyst: Nolan, RyanBatch Method: 3546 Batch End Date: 05/08/13 17:30

Lab Sample ID	Client Sample ID	Method Chain	Basis	InitialAmount	FinalAmount	EX-625LVI SPK 00022	EXLLSURINT 00181		
MB 660-137234/1		3546, 8270C LL		15.01 g	1 mL		1 mL		
LCS 660-137234/2		3546, 8270C LL		14.98 g	1 mL	1 mL	1 mL		
680-89985-A-21	CV1237A-CS	3546, 8270C LL	T	14.98 g	1 mL		1 mL		
680-89985-A-22	CV1237B-CS	3546, 8270C LL	T	14.99 g	1 mL		1 mL		
680-89985-A-22 MS	CV1237B-CS	3546, 8270C LL	T	15.04 g	1 mL	1 mL	1 mL		
680-89985-A-22 MSD	CV1237B-CS	3546, 8270C LL	T	15.02 g	1 mL	1 mL	1 mL		
680-89985-A-23	CV1302A-CS	3546, 8270C LL	T	14.99 g	1 mL		1 mL		

The pound sign (#) in the amount added field denotes that the reagent was used undiluted. All calculations are performed using the stated concentration for this reagent.

8270C LL

Page 1 of 2

GC/MS SEMI VOA BATCH WORKSHEET

Lab Name: TestAmerica Tampa Job No.: 680-89985-2SDG No.: 68089985-2Batch Number: 137234 Batch Start Date: 05/08/13 11:30 Batch Analyst: Nolan, RyanBatch Method: 3546 Batch End Date: 05/08/13 17:30

Batch Notes	
Acetone Lot #	ID:EX-ACETON BOT_00052(1531882)
Balance ID	b001
Batch Comment	rush
Person's name who did the concentration	Ryan Nolan
Exchange Solvent Lot #	ex-mc cycl 56
Exchange Solvent Name	dcm
Final Concentrator Volume	1ml mL
MeCL2 Lot #	ID:EX-MC CYCL_00056(1535492)
MeCl2/Acetone Lot #	ID:DCM/ACETON_00076(1541538)
Microwave Start Time	13:40 5/8/13
Microwave Stop Time	14:15 5/8/13
MS Lot Number	680-89985-22
Na2SO4 Lot Number	ID:EX-Na2SO4a_00066(27963001)
Ottawa Sand Lot #	ID:OTTAWA SAND_0017(1544031)
Person's name who did the prep	Ryan Nolan
SOP Number	tp-ex014
Person who witnessed spiking	Abraham
Surrogate Lot Number	ID:EXLLSURINT_00181(1546476)
Water Bath ID	Turbo Vap #1-4
Water Bath Temperature	40

Basis	Basis Description
T	Total/NA

The pound sign (#) in the amount added field denotes that the reagent was used undiluted. All calculations are performed using the stated concentration for this reagent.

GC/MS SEMI VOA BATCH WORKSHEET

Lab Name: TestAmerica Tampa Job No.: 680-89985-2SDG No.: 68089985-2Batch Number: 137284 Batch Start Date: 05/09/13 13:29 Batch Analyst: Cerome, SaurelBatch Method: 3546 Batch End Date: 05/09/13 16:50

Lab Sample ID	Client Sample ID	Method Chain	Basis	InitialAmount	FinalAmount	EX-625LVI SPK 00022	EXLLSURINT 00181		
MB 660-137284/1		3546, 8270C LL		15.10 g	1 mL		1 mL		
LCS 660-137284/2		3546, 8270C LL		15.29 g	1 mL	1 mL	1 mL		
680-89985-A-24	CV1302B-CS	3546, 8270C LL	T	15.44 g	1 mL		1 mL		
680-89985-A-25	CV1322A-CS	3546, 8270C LL	T	15.42 g	1 mL		1 mL		
680-89985-A-25 MS	CV1322A-CS	3546, 8270C LL	T	15.42 g	1 mL	1 mL	1 mL		
680-89985-A-25 MSD	CV1322A-CS	3546, 8270C LL	T	15.42 g	1 mL	1 mL	1 mL		
680-89985-A-26	CV1322B-CS	3546, 8270C LL	T	15.13 g	1 mL		1 mL		

The pound sign (#) in the amount added field denotes that the reagent was used undiluted. All calculations are performed using the stated concentration for this reagent.

8270C LL

Page 1 of 2

GC/MS SEMI VOA BATCH WORKSHEET

Lab Name: TestAmerica Tampa Job No.: 680-89985-2SDG No.: 68089985-2Batch Number: 137284 Batch Start Date: 05/09/13 13:29 Batch Analyst: Cerome, SaurelBatch Method: 3546 Batch End Date: 05/09/13 16:50

Batch Notes	
Acetone Lot #	EX-ACETON BOT 52
Balance ID	B001
Batch Comment	rush
Person's name who did the concentration	Saurel
Exchange Solvent Lot #	ex-mc cycl 56
Exchange Solvent Name	dcm
Final Concentrator Volume	1 mL
MeCL2 Lot #	ex-mc cycl 56
MeCl2/Acetone Lot #	dcm/acetone 78
Microwave Start Time	15:00 5/9/13
Microwave Stop Time	15:35 5/9/13
Na2SO4 Lot Number	ex-aceton bot 52
Ottawa Sand Lot #	EX-OTTOWA SAND 18
Person's name who did the prep	SAUREL
SOP Number	tp-ex014
Person who witnessed spiking	RYAN
Surrogate Lot Number	exllsurint 181
Water Bath ID	turbovap 2 #1-4
Water Bath Temperature	40

Basis	Basis Description
T	Total/NA

The pound sign (#) in the amount added field denotes that the reagent was used undiluted. All calculations are performed using the stated concentration for this reagent.

GENERAL CHEMISTRY

COVER PAGE
GENERAL CHEMISTRY

Lab Name: TestAmerica Tampa Job Number: 680-89985-2

SDG No.: 68089985-2

Project: 35th Avenue Superfund Site

Client Sample ID	Lab Sample ID
<u>CV1237A-CS</u>	<u>680-89985-21</u>
<u>CV1237B-CS</u>	<u>680-89985-22</u>
<u>CV1302A-CS</u>	<u>680-89985-23</u>
<u>CV1302B-CS</u>	<u>680-89985-24</u>
<u>CV1322A-CS</u>	<u>680-89985-25</u>
<u>CV1322B-CS</u>	<u>680-89985-26</u>

Comments:

9-IN
DETECTION LIMITS
GENERAL CHEMISTRY

Lab Name: TestAmerica Tampa Job Number: 680-89985-2
SDG Number: 68089985-2
Matrix: Solid Instrument ID: Moisture
Method: Moisture RL Date: 01/01/2004 18:10

Analyte	Wavelength/ Mass	RL (%)	
Percent Moisture		0.1	

9-IN
CALIBRATION BLANK DETECTION LIMITS
GENERAL CHEMISTRY

Lab Name: TestAmerica Tampa Job Number: 680-89985-2
SDG Number: 68089985-2
Matrix: Solid Instrument ID: Moisture
Method: Moisture XRL Date: 04/12/2010 08:14

Analyte	Wavelength/ Mass	XRL (%)	
Percent Moisture		0.1	

9-IN
DETECTION LIMITS
GENERAL CHEMISTRY

Lab Name: TestAmerica Tampa Job Number: 680-89985-2
SDG Number: 68089985-2
Matrix: Solid Instrument ID: NOEQUIP
Method: Moisture RL Date: 01/01/2004 18:10

Analyte	Wavelength/ Mass	RL (%)	
Percent Moisture		0.1	

9-IN
CALIBRATION BLANK DETECTION LIMITS
GENERAL CHEMISTRY

Lab Name: TestAmerica Tampa Job Number: 680-89985-2
SDG Number: 68089985-2
Matrix: Solid Instrument ID: NOEQUIP
Method: Moisture XRL Date: 04/12/2010 08:14

Analyte	Wavelength/ Mass	XRL (%)	
Percent Moisture		0.1	

13-IN
ANALYSIS RUN LOG
GENERAL CHEMISTRY

Lab Name: TestAmerica Tampa Job No.: 680-89985-2

SDG No.: 68089985-2

Instrument ID: Moisture Method: Moisture

Start Date: 05/06/2013 10:47 End Date: 05/06/2013 12:25

Lab Sample ID	D / F	T y p e	Time	Analytes															
				M o i s t															
LCSD 660-137150/8	1	T	10:47	X															
LCS 660-137150/1	1	T	10:47	X															
ZZZZZZ			10:51																
680-89985-25	1	T	11:06	X															
680-89985-26	1	T	11:07	X															
ZZZZZZ			11:47																
ZZZZZZ			12:25																
ZZZZZZ			12:25																

Prep Types
T = Total/NA

GENERAL CHEMISTRY BATCH WORKSHEET

Lab Name: TestAmerica Tampa Job No.: 680-89985-2

SDG No.: 68089985-2

Batch Number: 137139 Batch Start Date: 05/06/13 10:22 Batch Analyst: Galio, Andrew

Batch Method: Moisture Batch End Date: _____

Lab Sample ID	Client Sample ID	Method Chain	Basis	DISH#	DishWeight	SampleMassWet	SampleMassDry		
680-89985-A-21	CV1237A-CS	Moisture	T	21	0 g	4.60 g	3.97 g		
680-89985-A-22	CV1237B-CS	Moisture	T	22	0 g	4.50 g	4.07 g		
680-89985-A-22	CV1237B-CS	Moisture	T	22	0 g	4.50 g	4.07 g		
MS 680-89985-A-22	CV1237B-CS	Moisture	T	22	0 g	4.50 g	4.07 g		
MSD 680-89985-A-23	CV1302A-CS	Moisture	T	23	0 g	5.25 g	3.50 g		
680-89985-A-24	CV1302B-CS	Moisture	T	24	0 g	4.98 g	3.96 g		

Batch Notes	
Balance ID	2 No Unit
Date samples were placed in the oven	5.6.13

Basis	Basis Description
T	Total/NA

The pound sign (#) in the amount added field denotes that the reagent was used undiluted. All calculations are performed using the stated concentration for this reagent.

Moisture

GENERAL CHEMISTRY BATCH WORKSHEET

Lab Name: TestAmerica Tampa Job No.: 680-89985-2

SDG No.: 68089985-2

Batch Number: 137150 Batch Start Date: 05/06/13 10:47 Batch Analyst: Galio, Andrew

Batch Method: Moisture Batch End Date: _____

Lab Sample ID	Client Sample ID	Method Chain	Basis	DishWeight	SampleMassWet	SampleMassDry			
LCS 660-137150/1		Moisture		0 g	10.028 g	9.02 g			
680-89985-A-26	CV1322B-CS	Moisture	T	0 g	4.335 g	3.34 g			
680-89985-A-25	CV1322A-CS	Moisture	T	0 g	4.875 g	3.927 g			
LCSD 660-137150/8		Moisture		0 g	10.075 g	9.011 g			

Batch Notes	
Oven ID	HB43-1, HB43-2

Basis	Basis Description
T	Total/NA

The pound sign (#) in the amount added field denotes that the reagent was used undiluted. All calculations are performed using the stated concentration for this reagent.

Moisture

Shipping and Receiving Documents

Serial Number 64601

ANALYSIS REQUEST AND CHAIN OF CUSTODY RECORD

TestAmerica

THE LEADER IN ENVIRONMENTAL TESTING

TestAmerica Savannah
5102 LaRoche Avenue
Savannah, GA 31404

Alternate Laboratory Name/Location



680-89985-02 Chain of Custody

PROJECT REFERENCE 35th Ave Removal	PROJECT NO. 2005148-1356	PROJECT LOCATION (STATE) AL	MATRIX TYPE	REQUIRED ANALYSIS	PAGE 2 OF 3
TAL (LAB) PROJECT MANAGER Lisa Harven	P.O. NUMBER	CONTRACT NO.	CLIENT FAX	STANDARD REPORT DELIVERY <input type="radio"/>	DATE DUE _____

(b) (6)

CLIENT NAME

(b) (6)

CLIENT ADDRESS

(b) (6)

COMPANY CONTRACT NO. (if applicable)

LL PPH
RCPA & Metals

PRESERVATIVE

SAMPLE		SAMPLE IDENTIFICATION	COMPOSITE (C) OR GRAB (G) INDICATE	AQUEOUS (WATER)	SOLID OR SEMISOLID	AIR	NONAQUEOUS LIQUID (OIL, SOLVENT, ...)	NUMBER OF CONTAINERS SUBMITTED				REMARKS
DATE	TIME											
5-1-B	1250	CN1166B - CSD	C	X			X					
	1400	CN1177A - CS	C	X			X					
	1410	CN1177B - CS	C	X			X					
5-2-B	1000	CN1006A - CS	C	X			X	X				
	1010	CN1006B - CS	C	X			X					
	0920	CN1165A - CS	C	X			X					
	0930	CN1165B - CS	C	X			X					
	0930	CN1165B - CSD	C	X			X					
	1215	CN1237A - CS	C	X			X					
	1225	CN1237B - CS	C	X			X					
	1250	CN1302A - CS	C	X			X					
	1255	CN1302B - CS	C	X			X					

20

RELINQUISHED BY: (SIGNATURE) <i>[Signature]</i>	DATE 5-2-13	TIME 1600	RELINQUISHED BY: (SIGNATURE)	DATE	TIME	RELINQUISHED BY: (SIGNATURE)	DATE	TIME
RECEIVED BY: (SIGNATURE) <i>[Signature]</i>	DATE 5/3/13	TIME 1115	RECEIVED BY: (SIGNATURE)	DATE	TIME	RECEIVED BY: (SIGNATURE)	DATE	TIME

LABORATORY USE ONLY

RECEIVED FOR LABORATORY BY: (SIGNATURE)	DATE	TIME	CUSTODY INTACT YES <input type="radio"/> NO <input type="radio"/>	CUSTODY SEAL NO.	SAVANNAH LOG NO.	LABORATORY REMARKS
---	------	------	---	------------------	------------------	--------------------

1080-89985

Serial Number 64602


ANALYSIS REQUEST AND CHAIN OF CUSTODY RECORD

TestAmerica

THE LEADER IN ENVIRONMENTAL TESTING

TestAmerica Savannah
5102 LaRoche Avenue
Savannah, GA 31404

Alternate Laboratory Name/Location
Test Am Tampa



680-89965-03 Chain of Custody

PROJECT REFERENCE <i>35th Ave Removal</i>	PROJECT NO. <i>2008148-1356</i>	PROJECT LOCATION (STATE) <i>AL</i>	MATRIX TYPE	REQUIRED ANALYSIS	PAGE <i>3</i> OF <i>3</i>
TAL (LAB) PROJECT MANAGER <i>Lisa Harvey</i>	P.O. NUMBER	CONTRACT NO.	CLIENT FAX	STANDARD REPORT DELIVERY <input type="radio"/>	DATE DUE _____
CLIENT NAME	CLIENT E-MAIL	CLIENT ADDRESS	CLIENT PHONE	EXPEDITED REPORT DELIVERY (SURCHARGE) <input type="radio"/>	DATE DUE _____
COMPANY CONTRACT NO.	PRESERVATIVE			NUMBER OF COOLERS SUBMITTED PER SHIPMENT: _____	

(b) (6)
(b) (6)
(b) (6)

SAMPLE		SAMPLE IDENTIFICATION	COMPOSITE (C) OR GRAB (G) INDICATE	AQUEOUS (WATER)	SOLID OR SEMISOLID	AIR	NONAQUEOUS LIQUID (OIL, SOLVENT, ...)	NUMBER OF CONTAINERS SUBMITTED										REMARKS			
DATE	TIME							1	2	3	4	5	6	7	8	9	10		11	12	
<i>5-2-13</i>	<i>1320</i>	<i>CV 1322A-CS</i>					<i>X</i>														
<i>5-2-13</i>	<i>1330</i>	<i>CV 1322B-CS</i>					<i>X</i>														
<i>5-1-13</i>	<i>1335</i>	<i>CV 1114 B-CS (sieve)</i>											<i>X</i>								
<i>5-1-13</i>	<i>1050</i>	<i>CV 1067B-CS (sieve)</i>											<i>X</i>								
<i>5-2-13</i>	<i>1000</i>	<i>CV 1006A-CS (sieve)</i>											<i>X</i>								

RELINQUISHED BY: (SIGNATURE) <i>[Signature]</i>	DATE <i>6-2-13</i>	TIME <i>1600</i>	RELINQUISHED BY: (SIGNATURE)	DATE	TIME	RELINQUISHED BY: (SIGNATURE)	DATE	TIME
RECEIVED BY: (SIGNATURE) <i>[Signature]</i>	DATE <i>5/3/13</i>	TIME <i>1115</i>	RECEIVED BY: (SIGNATURE)	DATE	TIME	RECEIVED BY: (SIGNATURE)	DATE	TIME

LABORATORY USE ONLY						<i>680-89985</i>
RECEIVED FOR LABORATORY BY: (SIGNATURE)	DATE	TIME	CUSTODY INTACT YES <input type="radio"/> NO <input type="radio"/>	CUSTODY SEAL NO.	SAVANNAH LOG NO.	LABORATORY REMARKS

Login Sample Receipt Checklist

Client: Oneida Total Integrated Enterprises LLC

Job Number: 680-89985-2

SDG Number: 68089985-2

Login Number: 89985

List Source: TestAmerica Savannah

List Number: 1

Creator: Snead, Joshua

Question	Answer	Comment
Radioactivity wasn't checked or is <= background as measured by a survey meter.	N/A	
The cooler's custody seal, if present, is intact.	True	
Sample custody seals, if present, are intact.	True	
The cooler or samples do not appear to have been compromised or tampered with.	True	
Samples were received on ice.	True	
Cooler Temperature is acceptable.	True	
Cooler Temperature is recorded.	True	
COC is present.	True	
COC is filled out in ink and legible.	True	
COC is filled out with all pertinent information.	True	
Is the Field Sampler's name present on COC?	N/A	
There are no discrepancies between the containers received and the COC.	True	
Samples are received within Holding Time.	True	
Sample containers have legible labels.	True	
Containers are not broken or leaking.	True	
Sample collection date/times are provided.	True	
Appropriate sample containers are used.	True	
Sample bottles are completely filled.	True	
Sample Preservation Verified.	N/A	
There is sufficient vol. for all requested analyses, incl. any requested MS/MSDs	True	
Containers requiring zero headspace have no headspace or bubble is <6mm (1/4").	N/A	
Multiphasic samples are not present.	True	
Samples do not require splitting or compositing.	True	
Residual Chlorine Checked.	N/A	

Login Sample Receipt Checklist

Client: Oneida Total Integrated Enterprises LLC

Job Number: 680-89985-2

SDG Number: 68089985-2

Login Number: 89985
List Number: 1
Creator: Redding, Charles S

List Source: TestAmerica Tampa
List Creation: 05/03/13 06:29 PM

Question	Answer	Comment
Radioactivity wasn't checked or is <= background as measured by a survey meter.	N/A	
The cooler's custody seal, if present, is intact.	True	
Sample custody seals, if present, are intact.	True	
The cooler or samples do not appear to have been compromised or tampered with.	True	
Samples were received on ice.	True	
Cooler Temperature is acceptable.	True	
Cooler Temperature is recorded.	True	
COC is present.	True	
COC is filled out in ink and legible.	True	
COC is filled out with all pertinent information.	True	
Is the Field Sampler's name present on COC?	True	
There are no discrepancies between the containers received and the COC.	True	
Samples are received within Holding Time.	True	
Sample containers have legible labels.	True	
Containers are not broken or leaking.	True	
Sample collection date/times are provided.	True	
Appropriate sample containers are used.	True	
Sample bottles are completely filled.	True	
Sample Preservation Verified.	N/A	
There is sufficient vol. for all requested analyses, incl. any requested MS/MSDs	True	
Containers requiring zero headspace have no headspace or bubble is <6mm (1/4").	N/A	
Multiphasic samples are not present.	True	
Samples do not require splitting or compositing.	True	
Residual Chlorine Checked.	N/A	

TestAmerica

THE LEADER IN ENVIRONMENTAL TESTING

ANALYTICAL REPORT

TestAmerica Laboratories, Inc.

TestAmerica Savannah
5102 LaRoche Avenue
Savannah, GA 31404
Tel: (912)354-7858

TestAmerica Job ID: 680-89985-2

TestAmerica Sample Delivery Group: 68089985-2
Client Project/Site: 35th Avenue Superfund Site

For:

Oneida Total Integrated Enterprises LLC
1220 Kennestone Circle
Suite 106
Marietta, Georgia 30060

Attn: Ms. Limari F Krebs



Authorized for release by:
5/15/2013 9:51:49 AM

Bernard Kirkland, Project Manager I
(912)354-7858 e.3238
bernard.kirkland@testamericainc.com

Designee for

Lisa Harvey, Project Manager II
lisa.harvey@testamericainc.com

LINKS

Review your project
results through
TotalAccess

Have a Question?



Visit us at:
www.testamericainc.com

The test results in this report meet all 2003 NELAC and 2009 TNI requirements for accredited parameters, exceptions are noted in this report. This report may not be reproduced except in full, and with written approval from the laboratory. For questions please contact the Project Manager at the e-mail address or telephone number listed on this page.

This report has been electronically signed and authorized by the signatory. Electronic signature is intended to be the legally binding equivalent of a traditionally handwritten signature.

Results relate only to the items tested and the sample(s) as received by the laboratory.

1

2

3

4

5

6

7

8

9

10

11

12

Case Narrative

Client: Oneida Total Integrated Enterprises LLC
Project/Site: 35th Avenue Superfund Site

TestAmerica Job ID: 680-89985-2
SDG: 68089985-2

Job ID: 680-89985-2

Laboratory: TestAmerica Savannah

Narrative

CASE NARRATIVE

Client: Oneida Total Integrated Enterprises LLC

Project: 35th Avenue Superfund Site

Report Number: 680-89985-2

With the exceptions noted as flags or footnotes, standard analytical protocols were followed in the analysis of the samples and no problems were encountered or anomalies observed. In addition all laboratory quality control samples were within established control limits, with any exceptions noted below. Each sample was analyzed to achieve the lowest possible reporting limit within the constraints of the method. In some cases, due to interference or analytes present at high concentrations, samples were diluted. For diluted samples, the reporting limits are adjusted relative to the dilution required.

Calculations are performed before rounding to avoid round-off errors in calculated results.

All holding times were met and proper preservation noted for the methods performed on these samples, unless otherwise detailed in the individual sections below.

RECEIPT

The samples were received on 05/03/2013; the samples arrived in good condition, properly preserved and on ice. The temperatures of the 3 coolers at receipt time were 4.4° C, 5.2° C and 5.6° C.

SEMIVOLATILE ORGANIC COMPOUNDS BY GCMS - LOW LEVEL

Samples CV1237A-CS (680-89985-21), CV1237B-CS (680-89985-22), CV1302A-CS (680-89985-23), CV1302B-CS (680-89985-24), CV1322A-CS (680-89985-25) and CV1322B-CS (680-89985-26) were analyzed for Semivolatile Organic Compounds by GCMS - Low Level in accordance with EPA SW-846 Method 8270C. The samples were prepared on 05/08/2013 and 05/09/2013 and analyzed on 05/09/2013.

Samples CV1302A-CS (680-89985-23)[4X], CV1302B-CS (680-89985-24)[4X] and CV1322A-CS (680-89985-25)[4X] required dilution prior to analysis. The reporting limits have been adjusted accordingly.

Fluoranthene recovered outside the recovery criteria for the MS/MSD of sample CV1237B-CS (680-89985-22) in batch 660-137283. Fluoranthene and Pyrene exceeded the rpd limit for the MSD of sample CV1237B-CSMSD (680-89985-22) in batch 660-137283.

No other difficulties were encountered during the SVOAs analyses.

All other quality control parameters were within the acceptance limits.

Sample Summary

Client: Oneida Total Integrated Enterprises LLC
Project/Site: 35th Avenue Superfund Site

TestAmerica Job ID: 680-89985-2
SDG: 68089985-2

Lab Sample ID	Client Sample ID	Matrix	Collected	Received
680-89985-21	CV1237A-CS	Solid	05/02/13 12:15	05/03/13 11:15
680-89985-22	CV1237B-CS	Solid	05/02/13 12:25	05/03/13 11:15
680-89985-23	CV1302A-CS	Solid	05/02/13 12:50	05/03/13 11:15
680-89985-24	CV1302B-CS	Solid	05/02/13 12:55	05/03/13 11:15
680-89985-25	CV1322A-CS	Solid	05/02/13 13:20	05/03/13 11:15
680-89985-26	CV1322B-CS	Solid	05/02/13 13:30	05/03/13 11:15

1

2

3

4

5

6

7

8

9

10

11

12

Method Summary

Client: Oneida Total Integrated Enterprises LLC
Project/Site: 35th Avenue Superfund Site

TestAmerica Job ID: 680-89985-2
SDG: 68089985-2

Method	Method Description	Protocol	Laboratory
8270C LL	Semivolatile Organic Compounds by GCMS - Low Levels	SW846	TAL TAM
Moisture	Percent Moisture	EPA	TAL TAM

Protocol References:

EPA = US Environmental Protection Agency

SW846 = "Test Methods For Evaluating Solid Waste, Physical/Chemical Methods", Third Edition, November 1986 And Its Updates.

Laboratory References:

TAL TAM = TestAmerica Tampa, 6712 Benjamin Road, Suite 100, Tampa, FL 33634, TEL (813)885-7427

1

2

3

4

5

6

7

8

9

10

11

12

Definitions/Glossary

Client: Oneida Total Integrated Enterprises LLC
Project/Site: 35th Avenue Superfund Site

TestAmerica Job ID: 680-89985-2
SDG: 68089985-2

Qualifiers

GC/MS Semi VOA

Qualifier	Qualifier Description
U	Indicates the analyte was analyzed for but not detected.
J	Result is less than the RL but greater than or equal to the MDL and the concentration is an approximate value.
F	MS or MSD exceeds the control limits
F	RPD of the MS and MSD exceeds the control limits

Glossary

Abbreviation	These commonly used abbreviations may or may not be present in this report.
α	Listed under the "D" column to designate that the result is reported on a dry weight basis
%R	Percent Recovery
CNF	Contains no Free Liquid
DER	Duplicate error ratio (normalized absolute difference)
DL, RA, RE, IN	Indicates a Dilution, Re-analysis, Re-extraction, or additional Initial metals/anion analysis of the sample
DLC	Decision level concentration
MDA	Minimum detectable activity
EDL	Estimated Detection Limit
MDC	Minimum detectable concentration
MDL	Method Detection Limit
ML	Minimum Level (Dioxin)
ND	Not detected at the reporting limit (or MDL or EDL if shown)
PQL	Practical Quantitation Limit
QC	Quality Control
RER	Relative error ratio
RL	Reporting Limit or Requested Limit (Radiochemistry)
RPD	Relative Percent Difference, a measure of the relative difference between two points
TEF	Toxicity Equivalent Factor (Dioxin)
TEQ	Toxicity Equivalent Quotient (Dioxin)

Client Sample Results

Client: Oneida Total Integrated Enterprises LLC
 Project/Site: 35th Avenue Superfund Site

TestAmerica Job ID: 680-89985-2
 SDG: 68089985-2

Client Sample ID: CV1237A-CS

Lab Sample ID: 680-89985-21

Date Collected: 05/02/13 12:15

Matrix: Solid

Date Received: 05/03/13 11:15

Percent Solids: 86.3

Method: 8270C LL - Semivolatile Organic Compounds by GCMS - Low Levels

Analyte	Result	Qualifier	RL	MDL	Unit	D	Prepared	Analyzed	Dil Fac
Acenaphthene	120	U	120	23	ug/Kg	☼	05/08/13 11:30	05/09/13 15:42	1
Acenaphthylene	26	J	46	5.8	ug/Kg	☼	05/08/13 11:30	05/09/13 15:42	1
Anthracene	46		9.7	4.9	ug/Kg	☼	05/08/13 11:30	05/09/13 15:42	1
Benzo[a]anthracene	270		9.3	4.5	ug/Kg	☼	05/08/13 11:30	05/09/13 15:42	1
Benzo[a]pyrene	190		12	6.0	ug/Kg	☼	05/08/13 11:30	05/09/13 15:42	1
Benzo[b]fluoranthene	350		14	7.1	ug/Kg	☼	05/08/13 11:30	05/09/13 15:42	1
Benzo[g,h,i]perylene	130		23	5.1	ug/Kg	☼	05/08/13 11:30	05/09/13 15:42	1
Benzo[k]fluoranthene	110		9.3	4.2	ug/Kg	☼	05/08/13 11:30	05/09/13 15:42	1
Chrysene	250		10	5.2	ug/Kg	☼	05/08/13 11:30	05/09/13 15:42	1
Dibenz(a,h)anthracene	41		23	4.8	ug/Kg	☼	05/08/13 11:30	05/09/13 15:42	1
Fluoranthene	300		23	4.6	ug/Kg	☼	05/08/13 11:30	05/09/13 15:42	1
Fluorene	12	J	23	4.8	ug/Kg	☼	05/08/13 11:30	05/09/13 15:42	1
Indeno[1,2,3-cd]pyrene	130		23	8.2	ug/Kg	☼	05/08/13 11:30	05/09/13 15:42	1
1-Methylnaphthalene	87		46	5.1	ug/Kg	☼	05/08/13 11:30	05/09/13 15:42	1
2-Methylnaphthalene	90		46	8.2	ug/Kg	☼	05/08/13 11:30	05/09/13 15:42	1
Naphthalene	54		46	5.1	ug/Kg	☼	05/08/13 11:30	05/09/13 15:42	1
Phenanthrene	190		9.3	4.5	ug/Kg	☼	05/08/13 11:30	05/09/13 15:42	1
Pyrene	250		23	4.3	ug/Kg	☼	05/08/13 11:30	05/09/13 15:42	1

Surrogate	%Recovery	Qualifier	Limits	Prepared	Analyzed	Dil Fac
<i>o</i> -Terphenyl	66		30 - 130	05/08/13 11:30	05/09/13 15:42	1

Client Sample ID: CV1237B-CS

Lab Sample ID: 680-89985-22

Date Collected: 05/02/13 12:25

Matrix: Solid

Date Received: 05/03/13 11:15

Percent Solids: 90.4

Method: 8270C LL - Semivolatile Organic Compounds by GCMS - Low Levels

Analyte	Result	Qualifier	RL	MDL	Unit	D	Prepared	Analyzed	Dil Fac
Acenaphthene	110	U	110	22	ug/Kg	☼	05/08/13 11:30	05/09/13 15:57	1
Acenaphthylene	46		44	5.5	ug/Kg	☼	05/08/13 11:30	05/09/13 15:57	1
Anthracene	120		9.3	4.6	ug/Kg	☼	05/08/13 11:30	05/09/13 15:57	1
Benzo[a]anthracene	160		8.9	4.3	ug/Kg	☼	05/08/13 11:30	05/09/13 15:57	1
Benzo[a]pyrene	140		12	5.8	ug/Kg	☼	05/08/13 11:30	05/09/13 15:57	1
Benzo[b]fluoranthene	260		13	6.7	ug/Kg	☼	05/08/13 11:30	05/09/13 15:57	1
Benzo[g,h,i]perylene	85		22	4.9	ug/Kg	☼	05/08/13 11:30	05/09/13 15:57	1
Benzo[k]fluoranthene	85		8.9	4.0	ug/Kg	☼	05/08/13 11:30	05/09/13 15:57	1
Chrysene	150		10	5.0	ug/Kg	☼	05/08/13 11:30	05/09/13 15:57	1
Dibenz(a,h)anthracene	25		22	4.5	ug/Kg	☼	05/08/13 11:30	05/09/13 15:57	1
Fluoranthene	230	F	22	4.4	ug/Kg	☼	05/08/13 11:30	05/09/13 15:57	1
Fluorene	17	J	22	4.5	ug/Kg	☼	05/08/13 11:30	05/09/13 15:57	1
Indeno[1,2,3-cd]pyrene	84		22	7.9	ug/Kg	☼	05/08/13 11:30	05/09/13 15:57	1
1-Methylnaphthalene	27	J	44	4.9	ug/Kg	☼	05/08/13 11:30	05/09/13 15:57	1
2-Methylnaphthalene	45		44	7.9	ug/Kg	☼	05/08/13 11:30	05/09/13 15:57	1
Naphthalene	76		44	4.9	ug/Kg	☼	05/08/13 11:30	05/09/13 15:57	1
Phenanthrene	150		8.9	4.3	ug/Kg	☼	05/08/13 11:30	05/09/13 15:57	1
Pyrene	170	F	22	4.1	ug/Kg	☼	05/08/13 11:30	05/09/13 15:57	1

Surrogate	%Recovery	Qualifier	Limits	Prepared	Analyzed	Dil Fac
<i>o</i> -Terphenyl	65		30 - 130	05/08/13 11:30	05/09/13 15:57	1

TestAmerica Savannah

Client Sample Results

Client: Oneida Total Integrated Enterprises LLC
 Project/Site: 35th Avenue Superfund Site

TestAmerica Job ID: 680-89985-2
 SDG: 68089985-2

Client Sample ID: CV1302A-CS

Lab Sample ID: 680-89985-23

Date Collected: 05/02/13 12:50

Matrix: Solid

Date Received: 05/03/13 11:15

Percent Solids: 66.7

Method: 8270C LL - Semivolatile Organic Compounds by GCMS - Low Levels

Analyte	Result	Qualifier	RL	MDL	Unit	D	Prepared	Analyzed	Dil Fac
Acenaphthene	260	J	600	120	ug/Kg	☼	05/08/13 11:30	05/09/13 16:43	4
Acenaphthylene	40	J	240	30	ug/Kg	☼	05/08/13 11:30	05/09/13 16:43	4
Anthracene	380		50	25	ug/Kg	☼	05/08/13 11:30	05/09/13 16:43	4
Benzo[a]anthracene	1200		48	23	ug/Kg	☼	05/08/13 11:30	05/09/13 16:43	4
Benzo[a]pyrene	820		62	31	ug/Kg	☼	05/08/13 11:30	05/09/13 16:43	4
Benzo[b]fluoranthene	1300		73	37	ug/Kg	☼	05/08/13 11:30	05/09/13 16:43	4
Benzo[g,h,i]perylene	420		120	26	ug/Kg	☼	05/08/13 11:30	05/09/13 16:43	4
Benzo[k]fluoranthene	520		48	22	ug/Kg	☼	05/08/13 11:30	05/09/13 16:43	4
Chrysene	870		54	27	ug/Kg	☼	05/08/13 11:30	05/09/13 16:43	4
Dibenz(a,h)anthracene	150		120	25	ug/Kg	☼	05/08/13 11:30	05/09/13 16:43	4
Fluoranthene	1600		120	24	ug/Kg	☼	05/08/13 11:30	05/09/13 16:43	4
Fluorene	140		120	25	ug/Kg	☼	05/08/13 11:30	05/09/13 16:43	4
Indeno[1,2,3-cd]pyrene	450		120	43	ug/Kg	☼	05/08/13 11:30	05/09/13 16:43	4
1-Methylnaphthalene	120	J	240	26	ug/Kg	☼	05/08/13 11:30	05/09/13 16:43	4
2-Methylnaphthalene	150	J	240	43	ug/Kg	☼	05/08/13 11:30	05/09/13 16:43	4
Naphthalene	240		240	26	ug/Kg	☼	05/08/13 11:30	05/09/13 16:43	4
Phenanthrene	1500		48	23	ug/Kg	☼	05/08/13 11:30	05/09/13 16:43	4
Pyrene	1300		120	22	ug/Kg	☼	05/08/13 11:30	05/09/13 16:43	4
Surrogate	%Recovery	Qualifier	Limits				Prepared	Analyzed	Dil Fac
<i>o</i> -Terphenyl	62		30 - 130				05/08/13 11:30	05/09/13 16:43	4

Client Sample ID: CV1302B-CS

Lab Sample ID: 680-89985-24

Date Collected: 05/02/13 12:55

Matrix: Solid

Date Received: 05/03/13 11:15

Percent Solids: 79.5

Method: 8270C LL - Semivolatile Organic Compounds by GCMS - Low Levels

Analyte	Result	Qualifier	RL	MDL	Unit	D	Prepared	Analyzed	Dil Fac
Acenaphthene	490	U	490	98	ug/Kg	☼	05/09/13 13:29	05/09/13 20:25	4
Acenaphthylene	59	J	200	24	ug/Kg	☼	05/09/13 13:29	05/09/13 20:25	4
Anthracene	110		41	21	ug/Kg	☼	05/09/13 13:29	05/09/13 20:25	4
Benzo[a]anthracene	420		39	19	ug/Kg	☼	05/09/13 13:29	05/09/13 20:25	4
Benzo[a]pyrene	360		51	25	ug/Kg	☼	05/09/13 13:29	05/09/13 20:25	4
Benzo[b]fluoranthene	450		60	30	ug/Kg	☼	05/09/13 13:29	05/09/13 20:25	4
Benzo[g,h,i]perylene	220		98	22	ug/Kg	☼	05/09/13 13:29	05/09/13 20:25	4
Benzo[k]fluoranthene	210		39	18	ug/Kg	☼	05/09/13 13:29	05/09/13 20:25	4
Chrysene	380		44	22	ug/Kg	☼	05/09/13 13:29	05/09/13 20:25	4
Dibenz(a,h)anthracene	32	J	98	20	ug/Kg	☼	05/09/13 13:29	05/09/13 20:25	4
Fluoranthene	400		98	20	ug/Kg	☼	05/09/13 13:29	05/09/13 20:25	4
Fluorene	30	J	98	20	ug/Kg	☼	05/09/13 13:29	05/09/13 20:25	4
Indeno[1,2,3-cd]pyrene	120		98	35	ug/Kg	☼	05/09/13 13:29	05/09/13 20:25	4
1-Methylnaphthalene	94	J	200	22	ug/Kg	☼	05/09/13 13:29	05/09/13 20:25	4
2-Methylnaphthalene	110	J	200	35	ug/Kg	☼	05/09/13 13:29	05/09/13 20:25	4
Naphthalene	76	J	200	22	ug/Kg	☼	05/09/13 13:29	05/09/13 20:25	4
Phenanthrene	340		39	19	ug/Kg	☼	05/09/13 13:29	05/09/13 20:25	4
Pyrene	430		98	18	ug/Kg	☼	05/09/13 13:29	05/09/13 20:25	4
Surrogate	%Recovery	Qualifier	Limits				Prepared	Analyzed	Dil Fac
<i>o</i> -Terphenyl	68		30 - 130				05/09/13 13:29	05/09/13 20:25	4

TestAmerica Savannah

Client Sample Results

Client: Oneida Total Integrated Enterprises LLC
 Project/Site: 35th Avenue Superfund Site

TestAmerica Job ID: 680-89985-2
 SDG: 68089985-2

Client Sample ID: CV1322A-CS

Lab Sample ID: 680-89985-25

Date Collected: 05/02/13 13:20

Matrix: Solid

Date Received: 05/03/13 11:15

Percent Solids: 80.6

Method: 8270C LL - Semivolatile Organic Compounds by GCMS - Low Levels

Analyte	Result	Qualifier	RL	MDL	Unit	D	Prepared	Analyzed	Dil Fac
Acenaphthene	480	U	480	97	ug/Kg	☼	05/09/13 13:29	05/09/13 20:40	4
Acenaphthylene	39	J	190	24	ug/Kg	☼	05/09/13 13:29	05/09/13 20:40	4
Anthracene	52		41	20	ug/Kg	☼	05/09/13 13:29	05/09/13 20:40	4
Benzo[a]anthracene	130		39	19	ug/Kg	☼	05/09/13 13:29	05/09/13 20:40	4
Benzo[a]pyrene	90		50	25	ug/Kg	☼	05/09/13 13:29	05/09/13 20:40	4
Benzo[b]fluoranthene	120		59	29	ug/Kg	☼	05/09/13 13:29	05/09/13 20:40	4
Benzo[g,h,i]perylene	70	J	97	21	ug/Kg	☼	05/09/13 13:29	05/09/13 20:40	4
Benzo[k]fluoranthene	99		39	17	ug/Kg	☼	05/09/13 13:29	05/09/13 20:40	4
Chrysene	120		43	22	ug/Kg	☼	05/09/13 13:29	05/09/13 20:40	4
Dibenz(a,h)anthracene	97	U	97	20	ug/Kg	☼	05/09/13 13:29	05/09/13 20:40	4
Fluoranthene	130		97	19	ug/Kg	☼	05/09/13 13:29	05/09/13 20:40	4
Fluorene	97	U	97	20	ug/Kg	☼	05/09/13 13:29	05/09/13 20:40	4
Indeno[1,2,3-cd]pyrene	57	J	97	34	ug/Kg	☼	05/09/13 13:29	05/09/13 20:40	4
1-Methylnaphthalene	83	J	190	21	ug/Kg	☼	05/09/13 13:29	05/09/13 20:40	4
2-Methylnaphthalene	99	J	190	34	ug/Kg	☼	05/09/13 13:29	05/09/13 20:40	4
Naphthalene	67	J	190	21	ug/Kg	☼	05/09/13 13:29	05/09/13 20:40	4
Phenanthrene	140		39	19	ug/Kg	☼	05/09/13 13:29	05/09/13 20:40	4
Pyrene	140		97	18	ug/Kg	☼	05/09/13 13:29	05/09/13 20:40	4
Surrogate	%Recovery	Qualifier	Limits				Prepared	Analyzed	Dil Fac
<i>o</i> -Terphenyl	73		30 - 130				05/09/13 13:29	05/09/13 20:40	4

Client Sample ID: CV1322B-CS

Lab Sample ID: 680-89985-26

Date Collected: 05/02/13 13:30

Matrix: Solid

Date Received: 05/03/13 11:15

Percent Solids: 77.0

Method: 8270C LL - Semivolatile Organic Compounds by GCMS - Low Levels

Analyte	Result	Qualifier	RL	MDL	Unit	D	Prepared	Analyzed	Dil Fac
Acenaphthene	130	U	130	26	ug/Kg	☼	05/09/13 13:29	05/09/13 21:25	1
Acenaphthylene	95		51	6.4	ug/Kg	☼	05/09/13 13:29	05/09/13 21:25	1
Anthracene	120		11	5.4	ug/Kg	☼	05/09/13 13:29	05/09/13 21:25	1
Benzo[a]anthracene	180		10	5.0	ug/Kg	☼	05/09/13 13:29	05/09/13 21:25	1
Benzo[a]pyrene	160		13	6.7	ug/Kg	☼	05/09/13 13:29	05/09/13 21:25	1
Benzo[b]fluoranthene	320		16	7.8	ug/Kg	☼	05/09/13 13:29	05/09/13 21:25	1
Benzo[g,h,i]perylene	78		26	5.7	ug/Kg	☼	05/09/13 13:29	05/09/13 21:25	1
Benzo[k]fluoranthene	87		10	4.6	ug/Kg	☼	05/09/13 13:29	05/09/13 21:25	1
Chrysene	220		12	5.8	ug/Kg	☼	05/09/13 13:29	05/09/13 21:25	1
Dibenz(a,h)anthracene	23	J	26	5.3	ug/Kg	☼	05/09/13 13:29	05/09/13 21:25	1
Fluoranthene	200		26	5.1	ug/Kg	☼	05/09/13 13:29	05/09/13 21:25	1
Fluorene	17	J	26	5.3	ug/Kg	☼	05/09/13 13:29	05/09/13 21:25	1
Indeno[1,2,3-cd]pyrene	75		26	9.1	ug/Kg	☼	05/09/13 13:29	05/09/13 21:25	1
1-Methylnaphthalene	250		51	5.7	ug/Kg	☼	05/09/13 13:29	05/09/13 21:25	1
2-Methylnaphthalene	300		51	9.1	ug/Kg	☼	05/09/13 13:29	05/09/13 21:25	1
Naphthalene	170		51	5.7	ug/Kg	☼	05/09/13 13:29	05/09/13 21:25	1
Phenanthrene	250		10	5.0	ug/Kg	☼	05/09/13 13:29	05/09/13 21:25	1
Pyrene	210		26	4.8	ug/Kg	☼	05/09/13 13:29	05/09/13 21:25	1
Surrogate	%Recovery	Qualifier	Limits				Prepared	Analyzed	Dil Fac
<i>o</i> -Terphenyl	65		30 - 130				05/09/13 13:29	05/09/13 21:25	1

TestAmerica Savannah

QC Sample Results

Client: Oneida Total Integrated Enterprises LLC
 Project/Site: 35th Avenue Superfund Site

TestAmerica Job ID: 680-89985-2
 SDG: 68089985-2

Method: 8270C LL - Semivolatile Organic Compounds by GCMS - Low Levels

Lab Sample ID: MB 660-137234/1-A

Matrix: Solid

Analysis Batch: 137292

Client Sample ID: Method Blank

Prep Type: Total/NA

Prep Batch: 137234

Analyte	MB Result	MB Qualifier	RL	MDL	Unit	D	Prepared	Analyzed	Dil Fac
Acenaphthene	100	U	100	20	ug/Kg		05/08/13 11:30	05/08/13 17:58	1
Acenaphthylene	40	U	40	5.0	ug/Kg		05/08/13 11:30	05/08/13 17:58	1
Anthracene	8.4	U	8.4	4.2	ug/Kg		05/08/13 11:30	05/08/13 17:58	1
Benzo[a]anthracene	8.0	U	8.0	3.9	ug/Kg		05/08/13 11:30	05/08/13 17:58	1
Benzo[a]pyrene	10	U	10	5.2	ug/Kg		05/08/13 11:30	05/08/13 17:58	1
Benzo[b]fluoranthene	12	U	12	6.1	ug/Kg		05/08/13 11:30	05/08/13 17:58	1
Benzo[g,h,i]perylene	20	U	20	4.4	ug/Kg		05/08/13 11:30	05/08/13 17:58	1
Benzo[k]fluoranthene	8.0	U	8.0	3.6	ug/Kg		05/08/13 11:30	05/08/13 17:58	1
Chrysene	9.0	U	9.0	4.5	ug/Kg		05/08/13 11:30	05/08/13 17:58	1
Dibenz(a,h)anthracene	20	U	20	4.1	ug/Kg		05/08/13 11:30	05/08/13 17:58	1
Fluoranthene	20	U	20	4.0	ug/Kg		05/08/13 11:30	05/08/13 17:58	1
Fluorene	20	U	20	4.1	ug/Kg		05/08/13 11:30	05/08/13 17:58	1
Indeno[1,2,3-cd]pyrene	20	U	20	7.1	ug/Kg		05/08/13 11:30	05/08/13 17:58	1
1-Methylnaphthalene	40	U	40	4.4	ug/Kg		05/08/13 11:30	05/08/13 17:58	1
2-Methylnaphthalene	40	U	40	7.1	ug/Kg		05/08/13 11:30	05/08/13 17:58	1
Naphthalene	40	U	40	4.4	ug/Kg		05/08/13 11:30	05/08/13 17:58	1
Phenanthrene	8.0	U	8.0	3.9	ug/Kg		05/08/13 11:30	05/08/13 17:58	1
Pyrene	20	U	20	3.7	ug/Kg		05/08/13 11:30	05/08/13 17:58	1

Surrogate	MB %Recovery	MB Qualifier	Limits	Prepared	Analyzed	Dil Fac
<i>o</i> -Terphenyl	70		30 - 130	05/08/13 11:30	05/08/13 17:58	1

Lab Sample ID: LCS 660-137234/2-A

Matrix: Solid

Analysis Batch: 137292

Client Sample ID: Lab Control Sample

Prep Type: Total/NA

Prep Batch: 137234

Analyte	Spike Added	LCS Result	LCS Qualifier	Unit	D	%Rec	%Rec. Limits
Acenaphthene	668	523		ug/Kg		78	39 - 130
Acenaphthylene	668	560		ug/Kg		84	38 - 130
Anthracene	668	583		ug/Kg		87	37 - 130
Benzo[a]anthracene	668	573		ug/Kg		86	40 - 130
Benzo[a]pyrene	668	519		ug/Kg		78	49 - 130
Benzo[b]fluoranthene	668	523		ug/Kg		78	37 - 130
Benzo[g,h,i]perylene	668	533		ug/Kg		80	32 - 130
Benzo[k]fluoranthene	668	577		ug/Kg		86	32 - 130
Chrysene	668	556		ug/Kg		83	41 - 130
Dibenz(a,h)anthracene	668	560		ug/Kg		84	27 - 130
Fluoranthene	668	565		ug/Kg		85	40 - 130
Fluorene	668	560		ug/Kg		84	40 - 130
Indeno[1,2,3-cd]pyrene	668	509		ug/Kg		76	30 - 130
1-Methylnaphthalene	668	627		ug/Kg		94	31 - 130
2-Methylnaphthalene	668	617		ug/Kg		92	33 - 130
Naphthalene	668	537		ug/Kg		80	36 - 130
Phenanthrene	668	556		ug/Kg		83	42 - 130
Pyrene	668	571		ug/Kg		85	44 - 130

TestAmerica Savannah

QC Sample Results

Client: Oneida Total Integrated Enterprises LLC
 Project/Site: 35th Avenue Superfund Site

TestAmerica Job ID: 680-89985-2
 SDG: 68089985-2

Method: 8270C LL - Semivolatile Organic Compounds by GCMS - Low Levels (Continued)

Lab Sample ID: LCS 660-137234/2-A
Matrix: Solid
Analysis Batch: 137292

Client Sample ID: Lab Control Sample
Prep Type: Total/NA
Prep Batch: 137234

Surrogate	LCS		Limits
	%Recovery	Qualifier	
<i>o</i> -Terphenyl	86		30 - 130

Lab Sample ID: 680-89985-22 MS
Matrix: Solid
Analysis Batch: 137283

Client Sample ID: CV1237B-CS
Prep Type: Total/NA
Prep Batch: 137234

Analyte	Sample Result	Sample Qualifier	Spike Added	MS		Unit	D	%Rec	%Rec. Limits
				Result	Qualifier				
Acenaphthene	110	U	735	520		ug/Kg	☼	71	39 - 130
Acenaphthylene	46		735	637		ug/Kg	☼	80	38 - 130
Anthracene	120		735	757		ug/Kg	☼	87	37 - 130
Benzo[a]anthracene	160		735	1050		ug/Kg	☼	121	40 - 130
Benzo[a]pyrene	140		735	763		ug/Kg	☼	85	49 - 130
Benzo[b]fluoranthene	260		735	1050		ug/Kg	☼	107	37 - 130
Benzo[g,h,i]perylene	85		735	492		ug/Kg	☼	55	32 - 130
Benzo[k]fluoranthene	85		735	789		ug/Kg	☼	96	32 - 130
Chrysene	150		735	824		ug/Kg	☼	92	41 - 130
Dibenz(a,h)anthracene	25		735	504		ug/Kg	☼	65	27 - 130
Fluoranthene	230	F	735	1200	F	ug/Kg	☼	132	40 - 130
Fluorene	17	J	735	624		ug/Kg	☼	83	40 - 130
Indeno[1,2,3-cd]pyrene	84		735	590		ug/Kg	☼	69	30 - 130
1-Methylnaphthalene	27	J	735	637		ug/Kg	☼	83	31 - 130
2-Methylnaphthalene	45		735	681		ug/Kg	☼	86	33 - 130
Naphthalene	76		735	590		ug/Kg	☼	70	36 - 130
Phenanthrene	150		735	969		ug/Kg	☼	111	42 - 130
Pyrene	170	F	735	1020		ug/Kg	☼	115	44 - 130

Surrogate	MS		Limits
	%Recovery	Qualifier	
<i>o</i> -Terphenyl	71		30 - 130

Lab Sample ID: 680-89985-22 MSD
Matrix: Solid
Analysis Batch: 137283

Client Sample ID: CV1237B-CS
Prep Type: Total/NA
Prep Batch: 137234

Analyte	Sample Result	Sample Qualifier	Spike Added	MSD		Unit	D	%Rec	%Rec. Limits	RPD	
				Result	Qualifier					RPD	Limit
Acenaphthene	110	U	736	489		ug/Kg	☼	66	39 - 130	6	40
Acenaphthylene	46		736	591		ug/Kg	☼	74	38 - 130	7	40
Anthracene	120		736	640		ug/Kg	☼	71	37 - 130	17	40
Benzo[a]anthracene	160		736	718		ug/Kg	☼	75	40 - 130	38	40
Benzo[a]pyrene	140		736	562		ug/Kg	☼	58	49 - 130	30	40
Benzo[b]fluoranthene	260		736	797		ug/Kg	☼	73	37 - 130	27	40
Benzo[g,h,i]perylene	85		736	380		ug/Kg	☼	40	32 - 130	26	40
Benzo[k]fluoranthene	85		736	612		ug/Kg	☼	72	32 - 130	25	40
Chrysene	150		736	692		ug/Kg	☼	74	41 - 130	17	40
Dibenz(a,h)anthracene	25		736	431		ug/Kg	☼	55	27 - 130	16	40
Fluoranthene	230	F	736	738	F	ug/Kg	☼	69	40 - 130	47	40
Fluorene	17	J	736	553		ug/Kg	☼	73	40 - 130	12	40
Indeno[1,2,3-cd]pyrene	84		736	458		ug/Kg	☼	51	30 - 130	25	40
1-Methylnaphthalene	27	J	736	557		ug/Kg	☼	72	31 - 130	13	40

TestAmerica Savannah

QC Sample Results

Client: Oneida Total Integrated Enterprises LLC
 Project/Site: 35th Avenue Superfund Site

TestAmerica Job ID: 680-89985-2
 SDG: 68089985-2

Method: 8270C LL - Semivolatile Organic Compounds by GCMS - Low Levels (Continued)

Lab Sample ID: 680-89985-22 MSD

Matrix: Solid

Analysis Batch: 137283

Client Sample ID: CV1237B-CS

Prep Type: Total/NA

Prep Batch: 137234

Analyte	Sample	Sample	Spike	MSD	MSD	Unit	D	%Rec	%Rec.	RPD	Limit
	Result	Qualifier	Added	Result	Qualifier				Limits		
2-Methylnaphthalene	45		736	623		ug/Kg	✱	78	33 - 130	9	40
Naphthalene	76		736	548		ug/Kg	✱	64	36 - 130	7	40
Phenanthrene	150		736	671		ug/Kg	✱	70	42 - 130	36	40
Pyrene	170	F	736	656	F	ug/Kg	✱	66	44 - 130	43	40
Surrogate	%Recovery	MSD Qualifier	Limits								
<i>o</i> -Terphenyl	68		30 - 130								

Lab Sample ID: MB 660-137284/1-A

Matrix: Solid

Analysis Batch: 137283

Client Sample ID: Method Blank

Prep Type: Total/NA

Prep Batch: 137284

Analyte	MB	MB	RL	MDL	Unit	D	Prepared	Analyzed	Dil Fac
	Result	Qualifier							
Acenaphthene	99	U	99	20	ug/Kg		05/09/13 13:29	05/09/13 17:23	1
Acenaphthylene	40	U	40	5.0	ug/Kg		05/09/13 13:29	05/09/13 17:23	1
Anthracene	8.3	U	8.3	4.2	ug/Kg		05/09/13 13:29	05/09/13 17:23	1
Benzo[a]anthracene	7.9	U	7.9	3.9	ug/Kg		05/09/13 13:29	05/09/13 17:23	1
Benzo[a]pyrene	10	U	10	5.2	ug/Kg		05/09/13 13:29	05/09/13 17:23	1
Benzo[b]fluoranthene	12	U	12	6.1	ug/Kg		05/09/13 13:29	05/09/13 17:23	1
Benzo[g,h,i]perylene	20	U	20	4.4	ug/Kg		05/09/13 13:29	05/09/13 17:23	1
Benzo[k]fluoranthene	7.9	U	7.9	3.6	ug/Kg		05/09/13 13:29	05/09/13 17:23	1
Chrysene	8.9	U	8.9	4.5	ug/Kg		05/09/13 13:29	05/09/13 17:23	1
Dibenz(a,h)anthracene	20	U	20	4.1	ug/Kg		05/09/13 13:29	05/09/13 17:23	1
Fluoranthene	20	U	20	4.0	ug/Kg		05/09/13 13:29	05/09/13 17:23	1
Fluorene	20	U	20	4.1	ug/Kg		05/09/13 13:29	05/09/13 17:23	1
Indeno[1,2,3-cd]pyrene	20	U	20	7.1	ug/Kg		05/09/13 13:29	05/09/13 17:23	1
1-Methylnaphthalene	40	U	40	4.4	ug/Kg		05/09/13 13:29	05/09/13 17:23	1
2-Methylnaphthalene	40	U	40	7.1	ug/Kg		05/09/13 13:29	05/09/13 17:23	1
Naphthalene	40	U	40	4.4	ug/Kg		05/09/13 13:29	05/09/13 17:23	1
Phenanthrene	7.9	U	7.9	3.9	ug/Kg		05/09/13 13:29	05/09/13 17:23	1
Pyrene	20	U	20	3.7	ug/Kg		05/09/13 13:29	05/09/13 17:23	1
Surrogate	%Recovery	MB Qualifier	Limits				Prepared	Analyzed	Dil Fac
<i>o</i> -Terphenyl	84		30 - 130				05/09/13 13:29	05/09/13 17:23	1

Lab Sample ID: LCS 660-137284/2-A

Matrix: Solid

Analysis Batch: 137283

Client Sample ID: Lab Control Sample

Prep Type: Total/NA

Prep Batch: 137284

Analyte	Spike Added	LCS	LCS	Unit	D	%Rec	%Rec.
		Result	Qualifier				Limits
Acenaphthene	654	407		ug/Kg		62	39 - 130
Acenaphthylene	654	468		ug/Kg		72	38 - 130
Anthracene	654	495		ug/Kg		76	37 - 130
Benzo[a]anthracene	654	497		ug/Kg		76	40 - 130
Benzo[a]pyrene	654	377		ug/Kg		58	49 - 130
Benzo[b]fluoranthene	654	402		ug/Kg		61	37 - 130
Benzo[g,h,i]perylene	654	288		ug/Kg		44	32 - 130
Benzo[k]fluoranthene	654	512		ug/Kg		78	32 - 130

TestAmerica Savannah

QC Sample Results

Client: Oneida Total Integrated Enterprises LLC
 Project/Site: 35th Avenue Superfund Site

TestAmerica Job ID: 680-89985-2
 SDG: 68089985-2

Method: 8270C LL - Semivolatile Organic Compounds by GCMS - Low Levels (Continued)

Lab Sample ID: LCS 660-137284/2-A

Matrix: Solid

Analysis Batch: 137283

Client Sample ID: Lab Control Sample

Prep Type: Total/NA

Prep Batch: 137284

Analyte	Spike Added	LCS Result	LCS Qualifier	Unit	D	%Rec	%Rec. Limits
Chrysene	654	380		ug/Kg		58	41 - 130
Dibenz(a,h)an hracene	654	372		ug/Kg		57	27 - 130
Fluoranthene	654	558		ug/Kg		85	40 - 130
Fluorene	654	501		ug/Kg		77	40 - 130
Indeno[1,2,3-cd]pyrene	654	314		ug/Kg		48	30 - 130
1-Methylnaphthalene	654	473		ug/Kg		72	31 - 130
2-Methylnaphthalene	654	505		ug/Kg		77	33 - 130
Naphthalene	654	429		ug/Kg		66	36 - 130
Phenanthrene	654	477		ug/Kg		73	42 - 130
Pyrene	654	524		ug/Kg		80	44 - 130

Surrogate	LCS %Recovery	LCS Qualifier	Limits
<i>o</i> -Terphenyl	76		30 - 130

Lab Sample ID: 680-89985-25 MS

Matrix: Solid

Analysis Batch: 137283

Client Sample ID: CV1322A-CS

Prep Type: Total/NA

Prep Batch: 137284

Analyte	Sample Result	Sample Qualifier	Spike Added	MS Result	MS Qualifier	Unit	D	%Rec	%Rec. Limits
Acenaphthene	480	U	805	558		ug/Kg	☼	69	39 - 130
Acenaphthylene	39	J	805	572		ug/Kg	☼	66	38 - 130
Anthracene	52		805	591		ug/Kg	☼	67	37 - 130
Benzo[a]anthracene	130		805	694		ug/Kg	☼	70	40 - 130
Benzo[a]pyrene	90		805	508		ug/Kg	☼	52	49 - 130
Benzo[b]fluoranthene	120		805	667		ug/Kg	☼	67	37 - 130
Benzo[g,h,i]perylene	70	J	805	348		ug/Kg	☼	35	32 - 130
Benzo[k]fluoranthene	99		805	582		ug/Kg	☼	60	32 - 130
Chrysene	120		805	579		ug/Kg	☼	57	41 - 130
Dibenz(a,h)an hracene	97	U	805	365		ug/Kg	☼	45	27 - 130
Fluoranthene	130		805	734		ug/Kg	☼	75	40 - 130
Fluorene	97	U	805	578		ug/Kg	☼	72	40 - 130
Indeno[1,2,3-cd]pyrene	57	J	805	354		ug/Kg	☼	37	30 - 130
1-Methylnaphthalene	83	J	805	656		ug/Kg	☼	71	31 - 130
2-Methylnaphthalene	99	J	805	702		ug/Kg	☼	75	33 - 130
Naphthalene	67	J	805	595		ug/Kg	☼	66	36 - 130
Phenanthrene	140		805	752		ug/Kg	☼	76	42 - 130
Pyrene	140		805	731		ug/Kg	☼	73	44 - 130

Surrogate	MS %Recovery	MS Qualifier	Limits
<i>o</i> -Terphenyl	64		30 - 130

Lab Sample ID: 680-89985-25 MSD

Matrix: Solid

Analysis Batch: 137283

Client Sample ID: CV1322A-CS

Prep Type: Total/NA

Prep Batch: 137284

Analyte	Sample Result	Sample Qualifier	Spike Added	MSD Result	MSD Qualifier	Unit	D	%Rec	%Rec. Limits	RPD	Limit
Acenaphthene	480	U	805	678		ug/Kg	☼	84	39 - 130	19	40
Acenaphthylene	39	J	805	722		ug/Kg	☼	85	38 - 130	23	40

TestAmerica Savannah

QC Sample Results

Client: Oneida Total Integrated Enterprises LLC
 Project/Site: 35th Avenue Superfund Site

TestAmerica Job ID: 680-89985-2
 SDG: 68089985-2

Method: 8270C LL - Semivolatile Organic Compounds by GCMS - Low Levels (Continued)

Lab Sample ID: 680-89985-25 MSD

Matrix: Solid

Analysis Batch: 137283

Client Sample ID: CV1322A-CS

Prep Type: Total/NA

Prep Batch: 137284

Analyte	Sample	Sample	Spike	MSD	MSD	Unit	D	%Rec	%Rec.	RPD	
	Result	Qualifier	Added	Result	Qualifier				Limits	RPD	Limit
Anthracene	52		805	674		ug/Kg	*	77	37 - 130	13	40
Benzo[a]anthracene	130		805	724		ug/Kg	*	74	40 - 130	4	40
Benzo[a]pyrene	90		805	520		ug/Kg	*	53	49 - 130	2	40
Benzo[b]fluoranthene	120		805	789		ug/Kg	*	83	37 - 130	17	40
Benzo[g,h,i]perylene	70	J	805	350		ug/Kg	*	35	32 - 130	1	40
Benzo[k]fluoranthene	99		805	623		ug/Kg	*	65	32 - 130	7	40
Chrysene	120		805	753		ug/Kg	*	79	41 - 130	26	40
Dibenz(a,h)anthracene	97	U	805	413		ug/Kg	*	51	27 - 130	12	40
Fluoranthene	130		805	666		ug/Kg	*	66	40 - 130	10	40
Fluorene	97	U	805	680		ug/Kg	*	84	40 - 130	16	40
Indeno[1,2,3-cd]pyrene	57	J	805	391		ug/Kg	*	41	30 - 130	10	40
1-Methylnaphthalene	83	J	805	788		ug/Kg	*	88	31 - 130	18	40
2-Methylnaphthalene	99	J	805	844		ug/Kg	*	92	33 - 130	18	40
Naphthalene	67	J	805	705		ug/Kg	*	79	36 - 130	17	40
Phenanthrene	140		805	753		ug/Kg	*	76	42 - 130	0	40
Pyrene	140		805	662		ug/Kg	*	65	44 - 130	10	40
MSD MSD											
Surrogate	%Recovery	Qualifier	Limits								
<i>o</i> -Terphenyl	78		30 - 130								

QC Association Summary

Client: Oneida Total Integrated Enterprises LLC
 Project/Site: 35th Avenue Superfund Site

TestAmerica Job ID: 680-89985-2
 SDG: 68089985-2

GC/MS Semi VOA

Prep Batch: 137234

Lab Sample ID	Client Sample ID	Prep Type	Matrix	Method	Prep Batch
680-89985-21	CV1237A-CS	Total/NA	Solid	3546	
680-89985-22	CV1237B-CS	Total/NA	Solid	3546	
680-89985-22 MS	CV1237B-CS	Total/NA	Solid	3546	
680-89985-22 MSD	CV1237B-CS	Total/NA	Solid	3546	
680-89985-23	CV1302A-CS	Total/NA	Solid	3546	
LCS 660-137234/2-A	Lab Control Sample	Total/NA	Solid	3546	
MB 660-137234/1-A	Method Blank	Total/NA	Solid	3546	

Analysis Batch: 137283

Lab Sample ID	Client Sample ID	Prep Type	Matrix	Method	Prep Batch
680-89985-21	CV1237A-CS	Total/NA	Solid	8270C LL	137234
680-89985-22	CV1237B-CS	Total/NA	Solid	8270C LL	137234
680-89985-22 MS	CV1237B-CS	Total/NA	Solid	8270C LL	137234
680-89985-22 MSD	CV1237B-CS	Total/NA	Solid	8270C LL	137234
680-89985-23	CV1302A-CS	Total/NA	Solid	8270C LL	137234
680-89985-24	CV1302B-CS	Total/NA	Solid	8270C LL	137284
680-89985-25	CV1322A-CS	Total/NA	Solid	8270C LL	137284
680-89985-25 MS	CV1322A-CS	Total/NA	Solid	8270C LL	137284
680-89985-25 MSD	CV1322A-CS	Total/NA	Solid	8270C LL	137284
680-89985-26	CV1322B-CS	Total/NA	Solid	8270C LL	137284
LCS 660-137284/2-A	Lab Control Sample	Total/NA	Solid	8270C LL	137284
MB 660-137284/1-A	Method Blank	Total/NA	Solid	8270C LL	137284

Prep Batch: 137284

Lab Sample ID	Client Sample ID	Prep Type	Matrix	Method	Prep Batch
680-89985-24	CV1302B-CS	Total/NA	Solid	3546	
680-89985-25	CV1322A-CS	Total/NA	Solid	3546	
680-89985-25 MS	CV1322A-CS	Total/NA	Solid	3546	
680-89985-25 MSD	CV1322A-CS	Total/NA	Solid	3546	
680-89985-26	CV1322B-CS	Total/NA	Solid	3546	
LCS 660-137284/2-A	Lab Control Sample	Total/NA	Solid	3546	
MB 660-137284/1-A	Method Blank	Total/NA	Solid	3546	

Analysis Batch: 137292

Lab Sample ID	Client Sample ID	Prep Type	Matrix	Method	Prep Batch
LCS 660-137234/2-A	Lab Control Sample	Total/NA	Solid	8270C LL	137234
MB 660-137234/1-A	Method Blank	Total/NA	Solid	8270C LL	137234

General Chemistry

Analysis Batch: 137139

Lab Sample ID	Client Sample ID	Prep Type	Matrix	Method	Prep Batch
680-89985-21	CV1237A-CS	Total/NA	Solid	Moisture	
680-89985-22	CV1237B-CS	Total/NA	Solid	Moisture	
680-89985-22 MS	CV1237B-CS	Total/NA	Solid	Moisture	
680-89985-22 MSD	CV1237B-CS	Total/NA	Solid	Moisture	
680-89985-23	CV1302A-CS	Total/NA	Solid	Moisture	
680-89985-24	CV1302B-CS	Total/NA	Solid	Moisture	

QC Association Summary

Client: Oneida Total Integrated Enterprises LLC
Project/Site: 35th Avenue Superfund Site

TestAmerica Job ID: 680-89985-2
SDG: 68089985-2

General Chemistry (Continued)

Analysis Batch: 137150

Lab Sample ID	Client Sample ID	Prep Type	Matrix	Method	Prep Batch
680-89985-25	CV1322A-CS	Total/NA	Solid	Moisture	
680-89985-26	CV1322B-CS	Total/NA	Solid	Moisture	
LCS 660-137150/1	Lab Control Sample	Total/NA	Solid	Moisture	
LCSD 660-137150/8	Lab Control Sample Dup	Total/NA	Solid	Moisture	

1

2

3

4

5

6

7

8

9

10

11

12

Lab Chronicle

Client: Oneida Total Integrated Enterprises LLC
 Project/Site: 35th Avenue Superfund Site

TestAmerica Job ID: 680-89985-2
 SDG: 68089985-2

Client Sample ID: CV1237A-CS

Lab Sample ID: 680-89985-21

Date Collected: 05/02/13 12:15

Matrix: Solid

Date Received: 05/03/13 11:15

Percent Solids: 86.3

Prep Type	Batch Type	Batch Method	Run	Dilution Factor	Batch Number	Prepared or Analyzed	Analyst	Lab
Total/NA	Prep	3546			137234	05/08/13 11:30	RN	TAL TAM
Total/NA	Analysis	8270C LL		1	137283	05/09/13 15:42	SCC	TAL TAM
Total/NA	Analysis	Moisture		1	137139	05/06/13 10:22	AG	TAL TAM

Client Sample ID: CV1237B-CS

Lab Sample ID: 680-89985-22

Date Collected: 05/02/13 12:25

Matrix: Solid

Date Received: 05/03/13 11:15

Percent Solids: 90.4

Prep Type	Batch Type	Batch Method	Run	Dilution Factor	Batch Number	Prepared or Analyzed	Analyst	Lab
Total/NA	Prep	3546			137234	05/08/13 11:30	RN	TAL TAM
Total/NA	Analysis	8270C LL		1	137283	05/09/13 15:57	SCC	TAL TAM
Total/NA	Analysis	Moisture		1	137139	05/06/13 10:22	AG	TAL TAM

Client Sample ID: CV1302A-CS

Lab Sample ID: 680-89985-23

Date Collected: 05/02/13 12:50

Matrix: Solid

Date Received: 05/03/13 11:15

Percent Solids: 66.7

Prep Type	Batch Type	Batch Method	Run	Dilution Factor	Batch Number	Prepared or Analyzed	Analyst	Lab
Total/NA	Prep	3546			137234	05/08/13 11:30	RN	TAL TAM
Total/NA	Analysis	8270C LL		4	137283	05/09/13 16:43	SCC	TAL TAM
Total/NA	Analysis	Moisture		1	137139	05/06/13 10:22	AG	TAL TAM

Client Sample ID: CV1302B-CS

Lab Sample ID: 680-89985-24

Date Collected: 05/02/13 12:55

Matrix: Solid

Date Received: 05/03/13 11:15

Percent Solids: 79.5

Prep Type	Batch Type	Batch Method	Run	Dilution Factor	Batch Number	Prepared or Analyzed	Analyst	Lab
Total/NA	Prep	3546			137284	05/09/13 13:29	SC	TAL TAM
Total/NA	Analysis	8270C LL		4	137283	05/09/13 20:25	SCC	TAL TAM
Total/NA	Analysis	Moisture		1	137139	05/06/13 10:22	AG	TAL TAM

Client Sample ID: CV1322A-CS

Lab Sample ID: 680-89985-25

Date Collected: 05/02/13 13:20

Matrix: Solid

Date Received: 05/03/13 11:15

Percent Solids: 80.6

Prep Type	Batch Type	Batch Method	Run	Dilution Factor	Batch Number	Prepared or Analyzed	Analyst	Lab
Total/NA	Prep	3546			137284	05/09/13 13:29	SC	TAL TAM
Total/NA	Analysis	8270C LL		4	137283	05/09/13 20:40	SCC	TAL TAM
Total/NA	Analysis	Moisture		1	137150	05/06/13 11:06	AG	TAL TAM

Lab Chronicle

Client: Oneida Total Integrated Enterprises LLC
Project/Site: 35th Avenue Superfund Site

TestAmerica Job ID: 680-89985-2
SDG: 68089985-2

Client Sample ID: CV1322B-CS

Lab Sample ID: 680-89985-26

Date Collected: 05/02/13 13:30

Matrix: Solid

Date Received: 05/03/13 11:15


Percent Solids: 77.0

Prep Type	Batch Type	Batch Method	Run	Dilution Factor	Batch Number	Prepared or Analyzed	Analyst	Lab
Total/NA	Prep	3546			137284	05/09/13 13:29	SC	TAL TAM
Total/NA	Analysis	8270C LL		1	137283	05/09/13 21:25	SCC	TAL TAM
Total/NA	Analysis	Moisture		1	137150	05/06/13 11:07	AG	TAL TAM

Laboratory References:

TAL TAM = TestAmerica Tampa, 6712 Benjamin Road, Suite 100, Tampa, FL 33634, TEL (813)885-7427



ANALYSIS REQUEST AND CHAIN OF CUSTODY RECORD				<input type="radio"/> TestAmerica Savannah 5102 LaRoche Avenue Savannah, GA 31404			
TestAmerica				<input checked="" type="radio"/> Alternate Laboratory Name/Location		680-89985-02 Chain of Custody	
PROJECT REFERENCE <i>35th Ave Removal</i>		PROJECT NO. <i>2005148-1356</i>	PROJECT LOCATION (STATE) <i>AL</i>	MATRIX TYPE	REQUIRED ANALYSIS		PAGE <i>2</i> OF <i>3</i>
TAL (LAB) PROJECT MANAGER <i>Lisa Harven</i>		P.O. NUMBER	CONTRACT NO.	CLIENT FAX CLIENT NAME CLIENT ADDRESS COMPANY CONTACT	COMPOSITE (C) OR GRAB (G) INDICATE AQUEOUS (WATER) SOLID OR SEMI-SOLID AIR NONAQUEOUS LIQUID (OIL, SOLVENT, ...)	LL PAH PCBs & Metals	STANDARD REPORT DELIVERY <input type="radio"/>
(b) (6)							DATE DUE _____
(b) (6)				PRESERVATIVE		EXPEDITED REPORT DELIVERY (SURCHARGE) <input type="radio"/>	DATE DUE _____
(b) (6)						NUMBER OF COOLERS SUBMITTED PER SHIPMENT:	
SAMPLE		SAMPLE IDENTIFICATION		NUMBER OF CONTAINERS SUBMITTED		REMARKS	
DATE	TIME						
<i>5-1-B</i>	<i>1250</i>	<i>CV1166B-CSD</i>		<input checked="" type="checkbox"/>	<input checked="" type="checkbox"/>		
	<i>1400</i>	<i>CV1177A-CS</i>		<input checked="" type="checkbox"/>	<input checked="" type="checkbox"/>		
	<i>1410</i>	<i>CV1177B-CS</i>		<input checked="" type="checkbox"/>	<input checked="" type="checkbox"/>		
<i>5-2-B</i>	<i>1000</i>	<i>CV1006A-CS</i>		<input checked="" type="checkbox"/>	<input checked="" type="checkbox"/>		
	<i>1010</i>	<i>CV1006B-CS</i>		<input checked="" type="checkbox"/>	<input checked="" type="checkbox"/>		
	<i>0920</i>	<i>CV1165A-CS</i>		<input checked="" type="checkbox"/>	<input checked="" type="checkbox"/>		
	<i>0930</i>	<i>CV1165B-CS</i>		<input checked="" type="checkbox"/>	<input checked="" type="checkbox"/>		
	<i>0930</i>	<i>CV1165B-CSD</i>		<input checked="" type="checkbox"/>	<input checked="" type="checkbox"/>		
	<i>1215</i>	<i>CV1237A-CS</i>		<input checked="" type="checkbox"/>	<input checked="" type="checkbox"/>		
	<i>1225</i>	<i>CV1237B-CS</i>		<input checked="" type="checkbox"/>	<input checked="" type="checkbox"/>		
	<i>1250</i>	<i>CV1302A-CS</i>		<input checked="" type="checkbox"/>	<input checked="" type="checkbox"/>		
	<i>1255</i>	<i>CV1302B-CS</i>		<input checked="" type="checkbox"/>	<input checked="" type="checkbox"/>		
RELINQUISHED BY: (SIGNATURE) <i>[Signature]</i>		DATE <i>5-2-13</i>	TIME <i>1600</i>	RELINQUISHED BY: (SIGNATURE)		DATE	TIME
RECEIVED BY: (SIGNATURE) <i>[Signature]</i>		DATE <i>5/3/13</i>	TIME <i>1115</i>	RECEIVED BY: (SIGNATURE)		DATE	TIME
RECEIVED FOR LABORATORY BY: (SIGNATURE)		DATE	TIME	CUSTODY INTACT YES <input type="radio"/> NO <input type="radio"/>	CUSTODY SEAL NO.	SAVANNAH LOG NO.	LABORATORY REMARKS <i>1080-89985</i>




ANALYSIS REQUEST AND CHAIN OF CUSTODY RECORD

TestAmerica

THE LEADER IN ENVIRONMENTAL TESTING

TestAmerica Savannah
5102 LaRoche Avenue
Savannah, GA 31404

Alternate Laboratory Name/Location
Test Am Tampa



680-89985-03 Chain of Custody

PROJECT REFERENCE <i>35th Ave Removal</i>	PROJECT NO. <i>2005148 1356</i>	PROJECT LOCATION (STATE) <i>AL</i>	MATRIX TYPE	REQUIRED ANALYSIS	PAGE <i>3</i> OF <i>3</i>
TAL (LAB) PROJECT MANAGER <i>Lisa Harvey</i>	R.O. NUMBER	CONTRACT NO.			STANDARD REPORT DELIVERY <input type="radio"/>
CLIENT NAME	CLIENT E-MAIL	CLIENT FAX			DATE DUE _____
CLIENT ADDRESS					EXPEDITED REPORT DELIVERY (SURCHARGE) <input type="radio"/>
COMPANY CONTRACT NO.					DATE DUE _____
			COMPOSITE (C) OR GRAB (G) INDICATE		NUMBER OF COOLERS SUBMITTED PER SHIPMENT: _____
			AQUEOUS (WATER)		
			SOLID OR SEMISOLID		
			AIR		
			NONAQUEOUS LIQUID (OIL, SOLVENT, ...)		
				<i>LLPAH</i>	
				<i>RCCA & Metals</i>	
				PRESERVATIVE	

(b) (6)
(b) (6)
(b) (6)

SAMPLE		SAMPLE IDENTIFICATION	COMPOSITE (C) OR GRAB (G) INDICATE	AQUEOUS (WATER)	SOLID OR SEMISOLID	AIR	NONAQUEOUS LIQUID (OIL, SOLVENT, ...)	NUMBER OF CONTAINERS SUBMITTED				REMARKS
DATE	TIME											
5-2-13	1320	CV 1322A - CS					X					
5-2-13	1330	CV 1322B - CS					X					
5-1-13	1335	CV 1114 B - CS (sieve)						X				
5-1-13	1050	CV 1067B - CS (sieve)						X				
5-2-13	1000	CV 1006A - CS (sieve)						X				

RELINQUISHED BY: (SIGNATURE) <i>[Signature]</i>	DATE <i>6-2-13</i>	TIME <i>1600</i>	RELINQUISHED BY: (SIGNATURE)	DATE	TIME	RELINQUISHED BY: (SIGNATURE)	DATE	TIME
RECEIVED BY: (SIGNATURE) <i>[Signature]</i>	DATE <i>5/3/13</i>	TIME <i>1115</i>	RECEIVED BY: (SIGNATURE)	DATE	TIME	RECEIVED BY: (SIGNATURE)	DATE	TIME

RECEIVED FOR LABORATORY BY: (SIGNATURE)	DATE	TIME	CUSTODY INTACT YES <input type="radio"/> NO <input type="radio"/>	CUSTODY SEAL NO.	SAVANNAH LOG NO.	LABORATORY REMARKS <i>1080-89985</i>
---	------	------	---	------------------	------------------	---



Login Sample Receipt Checklist

Client: Oneida Total Integrated Enterprises LLC

Job Number: 680-89985-2

SDG Number: 68089985-2

Login Number: 89985

List Number: 1

Creator: Snead, Joshua

List Source: TestAmerica Savannah

Question	Answer	Comment
Radioactivity wasn't checked or is <=/ background as measured by a survey meter.	N/A	
The cooler's custody seal, if present, is intact.	True	
Sample custody seals, if present, are intact.	True	
The cooler or samples do not appear to have been compromised or tampered with.	True	
Samples were received on ice.	True	
Cooler Temperature is acceptable.	True	
Cooler Temperature is recorded.	True	
COC is present.	True	
COC is filled out in ink and legible.	True	
COC is filled out with all pertinent information.	True	
Is the Field Sampler's name present on COC?	N/A	
There are no discrepancies between the containers received and the COC.	True	
Samples are received within Holding Time.	True	
Sample containers have leg ble labels.	True	
Containers are not broken or leaking.	True	
Sample collection date/times are provided.	True	
Appropriate sample containers are used.	True	
Sample bottles are completely filled.	True	
Sample Preservation Verified.	N/A	
There is sufficient vol. for all requested analyses, incl. any requested MS/MSDs	True	
Containers requiring zero headspace have no headspace or bubble is <6mm (1/4").	N/A	
Multiphasic samples are not present.	True	
Samples do not require splitting or compositing.	True	
Residual Chlorine Checked.	N/A	



Login Sample Receipt Checklist

Client: Oneida Total Integrated Enterprises LLC

Job Number: 680-89985-2

SDG Number: 68089985-2

Login Number: 89985

List Number: 1

Creator: Redding, Charles S

List Source: TestAmerica Tampa

List Creation: 05/03/13 06:29 PM

Question	Answer	Comment
Radioactivity wasn't checked or is <=/ background as measured by a survey meter.	N/A	
The cooler's custody seal, if present, is intact.	True	
Sample custody seals, if present, are intact.	True	
The cooler or samples do not appear to have been compromised or tampered with.	True	
Samples were received on ice.	True	
Cooler Temperature is acceptable.	True	
Cooler Temperature is recorded.	True	
COC is present.	True	
COC is filled out in ink and legible.	True	
COC is filled out with all pertinent information.	True	
Is the Field Sampler's name present on COC?	True	
There are no discrepancies between the containers received and the COC.	True	
Samples are received within Holding Time.	True	
Sample containers have leg ble labels.	True	
Containers are not broken or leaking.	True	
Sample collection date/times are provided.	True	
Appropriate sample containers are used.	True	
Sample bottles are completely filled.	True	
Sample Preservation Verified.	N/A	
There is sufficient vol. for all requested analyses, incl. any requested MS/MSDs	True	
Containers requiring zero headspace have no headspace or bubble is <6mm (1/4").	N/A	
Multiphasic samples are not present.	True	
Samples do not require splitting or compositing.	True	
Residual Chlorine Checked.	N/A	

Certification Summary

Client: Oneida Total Integrated Enterprises LLC
 Project/Site: 35th Avenue Superfund Site

TestAmerica Job ID: 680-89985-2
 SDG: 68089985-2

Laboratory: TestAmerica Savannah

All certifications held by this laboratory are listed. Not all certifications are applicable to this report.

Authority	Program	EPA Region	Certification ID	Expiration Date
A2LA	DoD ELAP		0399-01	05-31-13
Alabama	State Program	4	41450	06-30-13
Alaska (UST)	State Program	10	UST-104	06-19-13
Arkansas DEQ	State Program	6	88-0692	02-01-13 *
California	NELAP	9	3217CA	07-31-13
Colorado	State Program	8	N/A	12-31-13
Florida	NELAP	4	E87052	06-30-13
GA Dept. of Agriculture	State Program	4	N/A	12-31-13
Georgia	State Program	4	N/A	06-30-13
Georgia	State Program	4	803	06-30-13
Hawaii	State Program	9	N/A	06-30-13
Illinois	NELAP	5	200022	11-30-13
Indiana	State Program	5	N/A	06-30-13
Iowa	State Program	7	353	07-01-13 *
Kentucky	State Program	4	90084	12-31-12 *
Kentucky (UST)	State Program	4	18	03-31-13 *
Louisiana	NELAP	6	30690	06-30-13
Louisiana	NELAP	6	LA100015	12-31-13
Maine	State Program	1	GA00006	08-16-14
Maryland	State Program	3	250	12-31-13
Massachusetts	State Program	1	M-GA006	06-30-13
Michigan	State Program	5	9925	06-30-13
Mississippi	State Program	4	N/A	06-30-13
Montana	State Program	8	CERT0081	01-01-14
Nebraska	State Program	7	TestAmerica-Savannah	06-30-13 *
New Jersey	NELAP	2	GA769	06-30-13
New Mexico	State Program	6	N/A	06-30-13
New York	NELAP	2	10842	04-01-14
North Carolina DENR	State Program	4	269	12-31-13
North Carolina DHHS	State Program	4	13701	07-31-13
Oklahoma	State Program	6	9984	08-31-13
Pennsylvania	NELAP	3	68-00474	06-30-13 *
Puerto Rico	State Program	2	GA00006	01-01-14
South Carolina	State Program	4	98001	06-30-13
Tennessee	State Program	4	TN02961	06-30-13
Texas	NELAP	6	T104704185-08-TX	11-30-13
USDA	Federal		SAV 3-04	04-07-14
Virginia	NELAP	3	460161	06-14-13 *
Washington	State Program	10	C1794	06-10-13
West Virginia	State Program	3	9950C	12-31-13
West Virginia DEP	State Program	3	94	06-30-13
Wisconsin	State Program	5	999819810	08-31-13
Wyoming	State Program	8	8TMS-Q	06-30-13

Laboratory: TestAmerica Tampa

All certifications held by this laboratory are listed. Not all certifications are applicable to this report.

Authority	Program	EPA Region	Certification ID	Expiration Date
Alabama	State Program	4	40610	06-30-13
Florida	NELAP	4	E84282	06-30-13

* Expired certification is currently pending renewal and is considered valid.

TestAmerica Savannah

Certification Summary

Client: Oneida Total Integrated Enterprises LLC
Project/Site: 35th Avenue Superfund Site

TestAmerica Job ID: 680-89985-2
SDG: 68089985-2

Laboratory: TestAmerica Tampa (Continued)

All certifications held by this laboratory are listed. Not all certifications are applicable to this report.

Authority	Program	EPA Region	Certification ID	Expiration Date
Georgia	State Program	4	905	06-30-13
USDA	Federal		P330-11-00177	04-20-14

1

2

3

4

5

6

7

8

9

10

11

12