

REDACTED

Data Validation Checklist Inorganic Analyses

Project: 35TH Avenue Superfund Site
Laboratory: TestAmerica - Savannah, GA
Method: SW-846 6010C and 7471B
Matrix: Soil
Reviewer: Karen Marie Trujillo, URS Group, Inc.
Concurrence¹: Martha Meyers-Lee, URS Group, Inc.

Project No: 15268508.20000
Job ID.: 680-90686-3
Associated Samples: Refer to Attachment A (Sample Summary)
Date Collected: 05/22/2013
Date: 06/24/2013
Date: 06/24/2013

Review Questions	Yes	No	N/A	Samples (Analytes) Affected/Comments	Flag
1. Were sample preservation requirements met? If pH of aqueous sample >2 and was not adjusted by laboratory prior to analysis, J- flag positive results and R- flag non-detect results.	✓				
2. Were all COC records signed and integrity seals intact, indicating that COC was maintained for all samples?	✓				
3. Were there any problems noted in laboratory data package concerning condition of samples upon receipt?		✓			
4. Do any soil/sediment samples contain more than 50% water? If yes, then results are to be reported on a wet-weight basis.		✓			
5. Have any technical holding times, determined from date of collection to date of analysis, been exceeded? (Hg: ≤28 days, other metals: ≤6 months). If not, then J- flag positive results and R- flag non-detect aqueous results.		✓			
6. Were results for all project-specified target analytes reported?	✓				
7. Were project-specified Reporting Limits achieved for undiluted sample analyses?		✓		The MDL (0.59 mg/Kg) for arsenic is greater than the Resident Soil RSL (0.39 mg/Kg). A RSL does not exist for total chromium; however, the total chromium MDL (0.5 mg/Kg) is greater than the hexavalent chromium Resident Soil RSL (0.29 mg/Kg).	
8. Were method blank (MB) prepared at the appropriate frequency (one per 20 samples, batch, matrix, and level)?	✓				
9. Was a calibration blank (ICB/CCB) analyzed at the beginning, after every 10 th sample, and at the end of each analytical run?	✓				
10. Were target analytes detected in the method and/or calibration blanks?		✓		Target analytes were not detected in the method blanks. Calibration blanks were not evaluated.	

¹ Independent technical reviewer

Data Validation Checklist (Continued)

Review Questions	Yes	No	N/A	Samples (Analytes) Affected/Comments	Flag
11. Were target analytes reported in equipment/rinsate blanks analyses above the DL?		✓		According to the QAPP, a rinsate blank is to be collected after each decontamination event, which occurs once per week per the client. Rinsate blank 052113-RB-Shovel was collected during the week of 5/20/2013. The rinsate blank was analyzed for metals by EPA Methods 200.7 and 245.1 under Test America Job ID 680-90622-3, and target analytes were not detected.	
12. Were contaminants detected in samples below the blank contamination action level? <ul style="list-style-type: none"> ○ If blank result > RL, <ul style="list-style-type: none"> • Flag sample results \leq RL with a U • Flag positive sample results > RL and \leq10x blank result, as J+ positive results ○ If blank result \leqRL, <ul style="list-style-type: none"> • Flag sample results \leq RL with a U • Flag positive sample results > RL and <10x blank result, as J+ positive results 			✓	Method and rinsate blank contamination does not exist.	
13. Are there negative laboratory blank results with the absolute value \leq RL? If yes, then flag positive and non-detect sample results that are < 10x absolute blank value as J- and UJ, respectively.		✓			
14. Was a field duplicate analyzed?		✓			
15. Was precision deemed acceptable as defined by the project plans?			✓		
16. Were initial and continuing calibration standards analyzed at the lab/project-specified frequency for each instrument? <ul style="list-style-type: none"> ○ 6010C: <ul style="list-style-type: none"> • ICAL: Blank and one standard • ICV initially, and CCV every 10th sample and at the end of the analytical run • Lower Limit of Quantitation Check Sample (CRI) to be analyzed after establishing lower laboratory reporting limits and as needed ○ 7471A: <ul style="list-style-type: none"> • ICAL: Blank and five standards • ICV initially, and CCV every 10th sample and at the end of the analytical run ○ 7196A: <ul style="list-style-type: none"> • ICAL: Blank and minimum of five standards • ICV initially, and CCV every 10th sample (15th per Method) 	✓			<ul style="list-style-type: none"> • 6010C: 05/30/2013-05/31/2013, instrument ICPE. One blank and one standard initially per analytical batch. ICV initially, and CCV every 10 samples and at end of run. CRI after initial calibration blank analysis. • 7471B: 05/31/2013 & 06/03/2013, instrument LEEMAN2. 6-Point ICAL per analytical batch. ICV initially, CCV every 10 samples and at end of run. CRI after initial calibration blank analysis. 	

Data Validation Checklist (Continued)

Review Questions	Yes	No	N/A	Samples (Analytes) Affected/Comments	Flag
and at the end of the analytical run					
<p>17. Were these results within lab/project specifications?</p> <ul style="list-style-type: none"> ○ 6010C <ul style="list-style-type: none"> • ICV/CCV (Criteria: 90-110%R): <ul style="list-style-type: none"> ▪ If %R <75, then J- flag positive results and R-flag non-detects ▪ If 75-89%R, then J- flag positive results and UJ flag non-detects ▪ If 111-125%R, then J flag positive results ▪ If >125%R, then J+ flag positive results ▪ If >160%R, then R flag positive results • CRI (Method: 70-130%R, Laboratory: 50-150%R; Project: 50-150%R for Sb, Pb, and Tl, and 70-130%R for all other analytes): <ul style="list-style-type: none"> ▪ If CRI %R <50 (<30% for Sb, Pb, TL), then R flag results $\leq 2x$ RL and J flag positive results $>2x$ RL ▪ If CRI %R 50-69% (30-49% for Sb, Pb, TL), then J- and UJ flag positive results $<2x$ RL and ND, respectively ▪ If CRI %R >130% and $\leq 180%$ (>150%, but $\leq 200%$ for Sb, Pb, TL), then J+ flag positive results $<2x$ RL ▪ If CRI %R >180% (>200% for Sb, Pb, TL), then R flag positive results ○ 7471A <ul style="list-style-type: none"> • ICV/CCV (Criteria: 80-120%R): <ul style="list-style-type: none"> ▪ If correlation coefficients <0.995, then J and UJ flag positive and non-detect results. ▪ If %R <65, then J- flag positive results and R-flag non-detects ▪ If 65-79%R, then J- flag positive results and UJ flag non-detects ▪ If 121-135%R, then J flag positive results ▪ If >135%R, then J+ flag positive results ▪ If >170%R, then R flag positive results • CRI (Method: Not required, Laboratory: 50-150%R, Project: 70-130%R): <ul style="list-style-type: none"> ▪ If CRI %R <50, then R flag results $\leq 2x$ RL and J flag positive results $>2x$ RL ▪ If CRI %R 50-69%, then J- and UJ flag positive results $<2x$ RL and ND, respectively ▪ If CRI %R >130% and $\leq 180%$, then J+ flag positive results $<2x$ RL ▪ If CRI %R >180%, then R flag positive result ○ 7196A: <ul style="list-style-type: none"> • ICV/CCV (Criteria: 90-110%R): 	✓			Mercury correlation coefficient, 7471B: <ul style="list-style-type: none"> • ICAL of 05/31/2013 is 0.9999672 (page 209) • ICAL of 06/03/2013 is 0.9999672 (page 212) 	

Data Validation Checklist (Continued)

Review Questions	Yes	No	N/A	Samples (Analytes) Affected/Comments	Flag
<ul style="list-style-type: none"> ▪ If correlation coefficients <0.995, then J and UJ flag positive and non-detect results. ▪ If %R <65, then J- flag positive results and R-flag non-detects ▪ If 65-90%R, then J- flag positive results and UJ flag non-detects ▪ If 110-135%R, then J flag positive results ▪ If >135%R, then J+ flag positive results ▪ If >170%R, then R flag positive results 					
18. Was the interference check sample (ICS) analyzed at the beginning of each ICP analytical run?	✓				
19. Are ICS recoveries within 80-120% of the true value? If not, qualify data as follows when native Al, Fe, Ca, and Mg sample concentrations are equal to or greater than the ICS spiking level: <ul style="list-style-type: none"> ○ If >120%R (or >true value plus 2x CRQL), J+ flag positive results ○ If 50-79%R (or less than true value – 2x the CRQL), J- flag positive results and UJ flag non-detects ○ If <50%R, J- flag positive results and R-flag non-detects 	✓				
20. Was a LCS analyzed for each preparation batch (one per 20 samples per matrix and level)?	✓				
21. Did LCS recoveries meet method/laboratory/project (80-120%R) specifications? <ul style="list-style-type: none"> ○ Soil: <ul style="list-style-type: none"> • LCS result > Upper control limit (UCL): J+ flag positive results • LCS result < Lower control limit (LCL): J- flag positive results and UJ flag non-detects ○ Aqueous: <ul style="list-style-type: none"> • If <50%R, then J- and R flag positive and ND results, respectively • If 50-LCL%R, J- and UJ flag positive and ND results, respectively • >UCL: J+ Flag positive results • >150%R: R Flag results 	✓				
22. Was the RPD between LCS and LCSD results within method/laboratory /project control limits ($\leq 20\%$ RPD)? If not, J and UJ flag positive and non-detect results, respectively.	✓				
23. Was a Matrix Spike (MS) and Matrix Spike Duplicate (MSD) analyzed once per preparation batch?	✓				
24. Is the MS and MSD parent sample a project-specific sample?	✓	✓		<ul style="list-style-type: none"> • 6010C, Prep Batch 278383: 680-90686-7 (CV0992B-CS), MS/MSD 	

Data Validation Checklist (Continued)

Review Questions	Yes	No	N/A	Samples (Analytes) Affected/Comments	Flag
				<ul style="list-style-type: none"> 7471B, Prep Batch 278555: 680-90686-7 (CV0992B-CS), MS/MSD 	
25. Was a post-digestion spike (PDS) analysis conducted when MS and/or MSD results did not meet control limits (Note: PDS is not required for silver)?	✓			6010C: 680-90686-7 (CV0992B-CS)	
26. For all analytes with sample concentration < 4 x spike concentration, are spike recoveries within method (6010C: 75-125%R MS/MSD and 80-120%R PDS; 7471B: 80-120%R MS/MSD and PDS not required), laboratory (MS, MSD, and PDS: 75-125%R), and project (as noted below) specifications? <i>Only QC results for project samples that are reported under this Job ID are evaluated.</i> If not, <ul style="list-style-type: none"> 6010C: <ul style="list-style-type: none"> If MS %R <30 and PDS %R <75, then J- and R Flag positive and ND results, respectively If MS %R <30 and PDS %R >75, then J flag positive and UJ flag non-detect results If MS and MSD %R 30-74 and PDS%R <75, then J- flag positive and UJ flag non-detect results If MS and MSD %R 30-74 and PDS%R ≥75, then J flag positive and UJ flag non-detect results If MS, MSD, and PDS %R >125, J+ flag positive results If MS and MSD %R >125 and PDS %R ≤125, then J flag positive results If MS and MSD %R <30 and no PDS, then J- flag positive and R-flag non-detect results If MS and MSD %R 30-74 and no PDS, then J- and UJ flag positive and non-detect results, respectively If MS and MSD %R >125 and no PDS, then J+ flag positive results 7471B: <ul style="list-style-type: none"> If MS %R <30, then J- and R Flag positive and ND results, respectively If MS and MSD %R 30-74, then J- flag positive and UJ flag non-detect results If MS and MSD %R >125, then J+ flag positive results 	✓		CV0992B-CS (680-90686-7): <ul style="list-style-type: none"> 6010C: <ul style="list-style-type: none"> Arsenic @ 135 and 127 %R (75-125). PDS recovery (113%) fell within control limits (75-125). J Flag sample result. Barium @ 386 and 380 %R (75-125). An evaluation of interference is not possible based on MS and MSD results². PDS recovery (93%) fell within control limits (75-125). Chromium @ 180 and 150 %R (75-125). PDS recovery (96%) fell within control limits (75-125). J Flag sample result. Lead @ 1014 and 870 %R (75-125). PDS recovery (78%) fell within control limits (75-125). An evaluation of interference is not possible based on MS, MSD, and PDS results². 7471B: Mercury @ 157 and 154 %R (80-120). An evaluation of interference is not possible based on MS/MSD results². 	J	
27. Were laboratory/project (≤20%RPD) criteria met for precision during the MS and MSD analysis? <i>Only QC results for project</i>	✓				

² The native sample concentration is greater than 4x the MS/MSD spiking level. In addition, the native lead sample concentration is greater than 4x the PDS spiking level.

Data Validation Checklist (Continued)

Review Questions	Yes	No	N/A	Samples (Analytes) Affected/Comments	Flag
<i>samples that are reported under this Job ID are evaluated.</i> o If RPD >20%, J and UJ flag positive and non-detect results.					
28. Was a serial dilution conducted for 6010C?	✓				
29. Is the serial dilution parent sample a project-specific sample?	✓			6010C: 680-90686-7 (CV0992B-CS)	
30. Is the percent difference between the serially diluted result and undiluted result less 10% (for those analytes with native concentrations greater than 50x the DL)? <i>Only QC results for project samples that are reported under this Job ID are evaluated.</i> o If %D >10, J and UJ flag positive and non-detect results, respectively.	✓				
31. Was a laboratory duplicate analyzed?		✓			
32. Was the lab duplicate analysis conducted on a project-specific sample?			✓		
33. Were criteria for laboratory/project precision met? <i>Only QC results for project samples that are reported under this Job ID are evaluated.</i> o If RPD values >20% (35% for soil/sediment) or absolute difference > RL (2x RL for soil/sediment), then J and UJ flag positive and non-detect results, respectively.			✓		
34. Were lab comments included in report? If yes, summarize contents or attach a copy of the narrative.	✓			Refer to Attachment B (Case Narrative)	
<p>Comments: The data validation was conducted in accordance with the <i>Non-Industrial Use Property Sampling Event QAPP for the 35th Avenue Removal Site, Birmingham, Alabama, Revision 1</i> (OTIE, October 2012). The data review process was modeled after the <i>USEPA Contract Laboratory Program (CLP) National Functional Guidelines (NFG) for Inorganic Data Review</i> (EPA 540-R-04-004, October 2004). Sample results have been qualified based on the results of the data review process (Attachment C). Criteria for acceptability of data were based upon available site information, analytical method requirements, guidance documents, and professional judgment.</p>					

DV Flag Definitions:

- J- The result is an estimated quantity, but the result may be biased low.
J The result is an estimated quantity. The associated numerical value is the approximate concentration of the analyte in the sample.
J+ The result is an estimated quantity, but the result may be biased high.
R The data are unusable. The sample results are rejected due to serious deficiencies in meeting Quality Control (QC) criteria. The analyte may or may not be present in the sample.
U The analyte was analyzed for, but was not detected above the associated level; blank contamination may exist.
UJ The analyte was analyzed for, but was not detected. The reported limit is approximate and may be inaccurate or imprecise.

ATTACHMENT A
SAMPLE SUMMARY

Sample Summary

Client: Oneida Total Integrated Enterprises LLC
Project/Site: 35th Avenue Superfund Site

TestAmerica Job ID: 680-90686-3
SDG: 68090686-3

Lab Sample ID	Client Sample ID	Matrix	Collected	Received
680-90686-7	CV0992B-CS	Solid	05/22/13 10:25	05/24/13 08:40
680-90686-21	CV0990D-CS	Solid	05/22/13 13:10	05/24/13 08:40
680-90686-27	CV0950A-CS-SP	Solid	05/22/13 13:07	05/24/13 08:40
680-90686-32	CV0992B-CS (sieve)	Solid	05/22/13 10:25	05/24/13 08:40
680-90686-33	CV0990D-CS (sieve)	Solid	05/22/13 13:10	05/24/13 08:40
680-90686-34	CV0950A-CS (sieve)	Solid	05/22/13 13:07	05/24/13 08:40

1

2

3

4

5

6

7

8

9

10

11

12

ATTACHMENT B

CASE NARRATIVE

Case Narrative

Client: Oneida Total Integrated Enterprises LLC
Project/Site: 35th Avenue Superfund Site

TestAmerica Job ID: 680-90686-3
SDG: 68090686-3

Job ID: 680-90686-3

Laboratory: TestAmerica Savannah

Narrative

CASE NARRATIVE

Client: Oneida Total Integrated Enterprises LLC

Project: 35th Avenue Superfund Site

Report Number: 680-90686-3

With the exceptions noted as flags or footnotes, standard analytical protocols were followed in the analysis of the samples and no problems were encountered or anomalies observed. In addition all laboratory quality control samples were within established control limits, with any exceptions noted below. Each sample was analyzed to achieve the lowest possible reporting limit within the constraints of the method. In some cases, due to interference or analytes present at high concentrations, samples were diluted. For diluted samples, the reporting limits are adjusted relative to the dilution required.

Calculations are performed before rounding to avoid round-off errors in calculated results.

All holding times were met and proper preservation noted for the methods performed on these samples, unless otherwise detailed in the individual sections below.

RECEIPT

The samples were received on 05/24/2013; the samples arrived in good condition, properly preserved and on ice. The temperature of the coolers at receipt was 5.9 C.

METALS (ICP)

Samples CV0992B-CS (680-90686-7), CV0990D-CS (680-90686-21), CV0950A-CS-SP (680-90686-27), CV0992B-CS (sieve) (680-90686-32), CV0990D-CS (sieve) (680-90686-33) and CV0950A-CS (sieve) (680-90686-34) were analyzed for Metals (ICP) in accordance with EPA SW-846 Method 6010C. The samples were prepared on 05/29/2013 and analyzed on 05/30/2013.

Arsenic, Barium, Chromium and Lead recovered outside the recovery criteria for the MS/MSD of sample CV0992B CS (680 90686 7) in batch 680-278654.

No other difficulties were encountered during the metals analysis.

All other quality control parameters were within the acceptance limits.

TOTAL MERCURY

Samples CV0992B-CS (680-90686-7), CV0990D-CS (680-90686-21), CV0950A-CS-SP (680-90686-27), CV0992B-CS (sieve) (680-90686-32), CV0990D-CS (sieve) (680-90686-33) and CV0950A-CS (sieve) (680-90686-34) were analyzed for total mercury in accordance with EPA SW-846 Method 7471B. The samples were prepared on 05/30/2013 and analyzed on 05/31/2013 and 06/03/2013.

Samples CV0992B-CS (680-90686-7)[2X] and CV0992B-CS (sieve) (680-90686-32)[2X] required dilution prior to analysis. The reporting limits have been adjusted accordingly.

Mercury recovered outside the recovery criteria for the MS/MSD of sample CV0992B-CS (680-90686-7) in batch 680-278923.

The presence of the '4' qualifier in the data indicates analytes where the concentration in the unspiked sample exceeded four times the spiking amount.

No other difficulties were encountered during the mercury analysis.

All other quality control parameters were within the acceptance limits.

ATTACHMENT C
QUALIFIED SAMPLE RESULTS

Client Sample Results

Client: Oneida Total Integrated Enterprises LLC
 Project/Site: 35th Avenue Superfund Site

TestAmerica Job ID: 680-90686-3
 SDG: 68090686-3

Client Sample ID: CV0992B-CS

Lab Sample ID: 680-90686-7

Date Collected: 05/22/13 10:25
 Date Received: 05/24/13 08:40

Matrix: Solid
 Percent Solids: 60.2

Method: 6010C - Metals (ICP)

Analyte	Result	Qualifier	RL	MDL	Unit	D	Prepared	Analyzed	Dil Fac
Arsenic	38		3.1	0.92	mg/Kg	☼	05/29/13 15:53	05/30/13 20:24	1
Barium	540		1.6	0.47	mg/Kg	☼	05/29/13 15:53	05/30/13 20:24	1
Cadmium	3.9		0.78	0.16	mg/Kg	☼	05/29/13 15:53	05/30/13 20:24	1
Chromium	57		1.6	0.78	mg/Kg	☼	05/29/13 15:53	05/30/13 20:24	1
Lead	570		1.6	0.82	mg/Kg	☼	05/29/13 15:53	05/30/13 20:24	1
Selenium	2.0	J	3.9	1.6	mg/Kg	☼	05/29/13 15:53	05/30/13 20:24	1
Silver	1.4	J	1.6	0.15	mg/Kg	☼	05/29/13 15:53	05/30/13 20:24	1

Method: 7471B - Mercury in Solid or Semisolid Waste (Manual Cold Vapor Technique)

Analyte	Result	Qualifier	RL	MDL	Unit	D	Prepared	Analyzed	Dil Fac
Mercury	0.76		0.064	0.026	mg/Kg	☼	05/30/13 14:32	06/03/13 13:55	2

Client Sample ID: CV0990D-CS

Lab Sample ID: 680-90686-21

Date Collected: 05/22/13 13:10
 Date Received: 05/24/13 08:40

Matrix: Solid
 Percent Solids: 72.4

Method: 6010C - Metals (ICP)

Analyte	Result	Qualifier	RL	MDL	Unit	D	Prepared	Analyzed	Dil Fac
Arsenic	61		2.4	0.72	mg/Kg	☼	05/29/13 15:53	05/30/13 20:56	1
Barium	260		1.2	0.37	mg/Kg	☼	05/29/13 15:53	05/30/13 20:56	1
Cadmium	3.0		0.61	0.12	mg/Kg	☼	05/29/13 15:53	05/30/13 20:56	1
Chromium	49		1.2	0.61	mg/Kg	☼	05/29/13 15:53	05/30/13 20:56	1
Lead	330		1.2	0.65	mg/Kg	☼	05/29/13 15:53	05/30/13 20:56	1
Selenium	2.1	J	3.1	1.2	mg/Kg	☼	05/29/13 15:53	05/30/13 20:56	1
Silver	0.19	J	1.2	0.12	mg/Kg	☼	05/29/13 15:53	05/30/13 20:56	1

Method: 7471B - Mercury in Solid or Semisolid Waste (Manual Cold Vapor Technique)

Analyte	Result	Qualifier	RL	MDL	Unit	D	Prepared	Analyzed	Dil Fac
Mercury	0.52		0.027	0.011	mg/Kg	☼	05/30/13 14:32	05/31/13 18:16	1

Client Sample ID: CV0950A-CS-SP

Lab Sample ID: 680-90686-27

Date Collected: 05/22/13 13:07
 Date Received: 05/24/13 08:40

Matrix: Solid
 Percent Solids: 67.4

Method: 6010C - Metals (ICP)

Analyte	Result	Qualifier	RL	MDL	Unit	D	Prepared	Analyzed	Dil Fac
Arsenic	34		2.9	0.86	mg/Kg	☼	05/29/13 15:53	05/30/13 21:00	1
Barium	280		1.5	0.44	mg/Kg	☼	05/29/13 15:53	05/30/13 21:00	1
Cadmium	1.6		0.73	0.15	mg/Kg	☼	05/29/13 15:53	05/30/13 21:00	1
Chromium	43		1.5	0.73	mg/Kg	☼	05/29/13 15:53	05/30/13 21:00	1
Lead	270		1.5	0.77	mg/Kg	☼	05/29/13 15:53	05/30/13 21:00	1
Selenium	1.5	J	3.6	1.5	mg/Kg	☼	05/29/13 15:53	05/30/13 21:00	1
Silver	1.3	J	1.5	0.14	mg/Kg	☼	05/29/13 15:53	05/30/13 21:00	1

Method: 7471B - Mercury in Solid or Semisolid Waste (Manual Cold Vapor Technique)

Analyte	Result	Qualifier	RL	MDL	Unit	D	Prepared	Analyzed	Dil Fac
Mercury	0.22		0.029	0.012	mg/Kg	☼	05/30/13 14:32	05/31/13 18:18	1

Sample results have been qualified by URS in accordance with the Non-Industrial Use Property Sampling Event QAPP for the 35th Avenue Removal Site, Birmingham, Alabama, Revision 1 (OTTE, October 2012)

Client Sample Results

Client: Oneida Total Integrated Enterprises LLC
 Project/Site: 35th Avenue Superfund Site

TestAmerica Job ID: 680-90686-3
 SDG: 68090686-3

Client Sample ID: CV0992B-CS (sieve)

Lab Sample ID: 680-90686-32

Date Collected: 05/22/13 10:25

Matrix: Solid

Date Received: 05/24/13 08:40

Percent Solids: 79.1

Method: 6010C - Metals (ICP)

Analyte	Result	Qualifier	RL	MDL	Unit	D	Prepared	Analyzed	Dil Fac
Arsenic	41		2.3	0.67	mg/Kg	☼	05/29/13 15:53	05/30/13 21:05	1
Barium	560		1.1	0.34	mg/Kg	☼	05/29/13 15:53	05/30/13 21:05	1
Cadmium	4.4		0.57	0.11	mg/Kg	☼	05/29/13 15:53	05/30/13 21:05	1
Chromium	63		1.1	0.57	mg/Kg	☼	05/29/13 15:53	05/30/13 21:05	1
Lead	610		1.1	0.60	mg/Kg	☼	05/29/13 15:53	05/30/13 21:05	1
Selenium	1.4	J	2.8	1.1	mg/Kg	☼	05/29/13 15:53	05/30/13 21:05	1
Silver	1.6		1.1	0.11	mg/Kg	☼	05/29/13 15:53	05/30/13 21:05	1

Method: 7471B - Mercury in Solid or Semisolid Waste (Manual Cold Vapor Technique)

Analyte	Result	Qualifier	RL	MDL	Unit	D	Prepared	Analyzed	Dil Fac
Mercury	0.82		0.050	0.020	mg/Kg	☼	05/30/13 14:32	06/03/13 14:03	2

Client Sample ID: CV0990D-CS (sieve)

Lab Sample ID: 680-90686-33

Date Collected: 05/22/13 13:10

Matrix: Solid

Date Received: 05/24/13 08:40

Percent Solids: 82.1

Method: 6010C - Metals (ICP)

Analyte	Result	Qualifier	RL	MDL	Unit	D	Prepared	Analyzed	Dil Fac
Arsenic	64		2.2	0.64	mg/Kg	☼	05/29/13 15:53	05/30/13 21:10	1
Barium	280		1.1	0.33	mg/Kg	☼	05/29/13 15:53	05/30/13 21:10	1
Cadmium	3.4		0.54	0.11	mg/Kg	☼	05/29/13 15:53	05/30/13 21:10	1
Chromium	54		1.1	0.54	mg/Kg	☼	05/29/13 15:53	05/30/13 21:10	1
Lead	380		1.1	0.58	mg/Kg	☼	05/29/13 15:53	05/30/13 21:10	1
Selenium	1.4	J	2.7	1.1	mg/Kg	☼	05/29/13 15:53	05/30/13 21:10	1
Silver	0.22	J	1.1	0.10	mg/Kg	☼	05/29/13 15:53	05/30/13 21:10	1

Method: 7471B - Mercury in Solid or Semisolid Waste (Manual Cold Vapor Technique)

Analyte	Result	Qualifier	RL	MDL	Unit	D	Prepared	Analyzed	Dil Fac
Mercury	0.52		0.022	0.0089	mg/Kg	☼	05/30/13 14:32	05/31/13 18:24	1

Client Sample ID: CV0950A-CS (sieve)

Lab Sample ID: 680-90686-34

Date Collected: 05/22/13 13:07

Matrix: Solid

Date Received: 05/24/13 08:40

Percent Solids: 75.8

Method: 6010C - Metals (ICP)

Analyte	Result	Qualifier	RL	MDL	Unit	D	Prepared	Analyzed	Dil Fac
Arsenic	34		2.5	0.73	mg/Kg	☼	05/29/13 15:53	05/30/13 21:14	1
Barium	250		1.2	0.37	mg/Kg	☼	05/29/13 15:53	05/30/13 21:14	1
Cadmium	2.4		0.62	0.12	mg/Kg	☼	05/29/13 15:53	05/30/13 21:14	1
Chromium	42		1.2	0.62	mg/Kg	☼	05/29/13 15:53	05/30/13 21:14	1
Lead	410		1.2	0.65	mg/Kg	☼	05/29/13 15:53	05/30/13 21:14	1
Selenium	1.5	J	3.1	1.2	mg/Kg	☼	05/29/13 15:53	05/30/13 21:14	1
Silver	2.7		1.2	0.12	mg/Kg	☼	05/29/13 15:53	05/30/13 21:14	1

Method: 7471B - Mercury in Solid or Semisolid Waste (Manual Cold Vapor Technique)

Analyte	Result	Qualifier	RL	MDL	Unit	D	Prepared	Analyzed	Dil Fac
Mercury	0.31		0.024	0.010	mg/Kg	☼	05/30/13 14:32	05/31/13 18:26	1

Sample results have been qualified by URS in accordance with the Non-Industrial Use Property Sampling Event QAPP for the 35th Avenue Removal Site, Birmingham, Alabama, Revision 1 (OTTE, October 2012)

ANALYTICAL REPORT

Job Number: 680-90686-3

SDG Number: 68090686-3

Job Description: 35th Avenue Superfund Site

For:

Oneida Total Integrated Enterprises LLC
1220 Kennestone Circle
Suite 106
Marietta, GA 30060

Attention: Ms. Limari F Krebs



Approved for release.
Bernard Kirkland
Project Manager I
6/6/2013 9:46 PM

Designee for
Lisa Harvey, Project Manager II
5102 LaRoche Avenue, Savannah, GA, 31404
(912)354-7858 e.3221
lisa.harvey@testamericainc.com
06/06/2013

The test results in this report meet NELAP requirements for parameters for which accreditation is required or available. Any exceptions to the NELAP requirements are noted. Results pertain only to samples listed in this report. This report may not be reproduced, except in full, without the written approval of the laboratory. Questions should be directed to the person who signed this report.

Savannah Certifications and ID #: A2LA: 0399.01; AL: 41450; ARDEQ: 88-0692; ARDOH; AZ: AZ0741; CA: 03217CA; CO; CT: PH0161; DE; FL: E87052; GA: 803; Guam; HI; IL: 200022; IN: C-GA-02; IA: 353; KS: E-10322; KY EPPC: 90084; KY UST; LA DEQ: 30690; LA DHH: LA080008; ME: 2008022; MD: 250; MA: M-GA006; MI: 9925; MS; NFESC: 249; NV: GA00006; NJ: GA769; NM; NY: 10842; NC DWQ: 269; NC DHHS: 13701; PA: 68-00474; PR: GA00006; RI: LAO00244; SC: 98001001; TN: TN0296; TX: T104704185; USEPA: GA00006; VT: VT-87052; VA: 00302; WA; WV DEP: 094; WV DHHR: 9950 C; WI DNR: 999819810; WY/EPAR8: 8TMS-Q

TestAmerica Laboratories, Inc.

TestAmerica Savannah 5102 LaRoche Avenue, Savannah, GA 31404
Tel (912) 354-7858 Fax (912) 352-0165 www.testamericainc.com



Table of Contents

Cover Title Page	1
Data Summaries	4
Report Narrative	4
Sample Summary	5
Method Summary	6
Method / Analyst Summary	7
Data Qualifiers	8
QC Association Summary	9
Inorganic Sample Data	11
Metals Data	11
Met Cover Page	12
Met Sample Data	13
Met QC Data	19
Met ICV/CCV	19
Met CRQL	23
Met Blanks	25
Met ICSA/ICSAB	30
Met MS/MSD/PDS	32
Met LCS/LCSD	35
Met Serial Dilution	37
Met MDL	38
Met IECF	42
Met Preparation Log	44
Met Analysis Run Log	46
Met Raw Data	54
Met Prep Data	215

Table of Contents

Shipping and Receiving Documents	223
Client Chain of Custody	224
Sample Receipt Checklist	227

CASE NARRATIVE

Client: Oneida Total Integrated Enterprises LLC

Project: 35th Avenue Superfund Site

Report Number: 680-90686-3

With the exceptions noted as flags or footnotes, standard analytical protocols were followed in the analysis of the samples and no problems were encountered or anomalies observed. In addition all laboratory quality control samples were within established control limits, with any exceptions noted below. Each sample was analyzed to achieve the lowest possible reporting limit within the constraints of the method. In some cases, due to interference or analytes present at high concentrations, samples were diluted. For diluted samples, the reporting limits are adjusted relative to the dilution required.

Calculations are performed before rounding to avoid round-off errors in calculated results.

All holding times were met and proper preservation noted for the methods performed on these samples, unless otherwise detailed in the individual sections below.

RECEIPT

The samples were received on 05/24/2013; the samples arrived in good condition, properly preserved and on ice. The temperature of the coolers at receipt was 5.9 C.

METALS (ICP)

Samples CV0992B-CS (680-90686-7), CV0990D-CS (680-90686-21), CV0950A-CS-SP (680-90686-27), CV0992B-CS (sieve) (680-90686-32), CV0990D-CS (sieve) (680-90686-33) and CV0950A-CS (sieve) (680-90686-34) were analyzed for Metals (ICP) in accordance with EPA SW-846 Method 6010C. The samples were prepared on 05/29/2013 and analyzed on 05/30/2013.

Arsenic, Barium, Chromium and Lead recovered outside the recovery criteria for the MS/MSD of sample CV0992B-CS (680-90686-7) in batch 680-278654.

No other difficulties were encountered during the metals analysis.

All other quality control parameters were within the acceptance limits.

TOTAL MERCURY

Samples CV0992B-CS (680-90686-7), CV0990D-CS (680-90686-21), CV0950A-CS-SP (680-90686-27), CV0992B-CS (sieve) (680-90686-32), CV0990D-CS (sieve) (680-90686-33) and CV0950A-CS (sieve) (680-90686-34) were analyzed for total mercury in accordance with EPA SW-846 Method 7471B. The samples were prepared on 05/30/2013 and analyzed on 05/31/2013 and 06/03/2013.

Samples CV0992B-CS (680-90686-7)[2X] and CV0992B-CS (sieve) (680-90686-32)[2X] required dilution prior to analysis. The reporting limits have been adjusted accordingly.

Mercury recovered outside the recovery criteria for the MS/MSD of sample CV0992B-CS (680-90686-7) in batch 680-278923.

The presence of the '4' qualifier in the data indicates analytes where the concentration in the unspiked sample exceeded four times the spiking amount.

No other difficulties were encountered during the mercury analysis.

All other quality control parameters were within the acceptance limits.

SAMPLE SUMMARY

Client: Oneida Total Integrated Enterprises LLC

Job Number: 680-90686-3
Sdg Number: 68090686-3

Lab Sample ID	Client Sample ID	Client Matrix	Date/Time Sampled	Date/Time Received
680-90686-7	CV0992B-CS	Solid	05/22/2013 1025	05/24/2013 0840
680-90686-7MS	CV0992B-CS	Solid	05/22/2013 1025	05/24/2013 0840
680-90686-7MSD	CV0992B-CS	Solid	05/22/2013 1025	05/24/2013 0840
680-90686-21	CV0990D-CS	Solid	05/22/2013 1310	05/24/2013 0840
680-90686-27	CV0950A-CS-SP	Solid	05/22/2013 1307	05/24/2013 0840
680-90686-32	CV0992B-CS (sieve)	Solid	05/22/2013 1025	05/24/2013 0840
680-90686-33	CV0990D-CS (sieve)	Solid	05/22/2013 1310	05/24/2013 0840
680-90686-34	CV0950A-CS (sieve)	Solid	05/22/2013 1307	05/24/2013 0840

METHOD SUMMARY

Client: Oneida Total Integrated Enterprises LLC

Job Number: 680-90686-3

Sdg Number: 68090686-3

Description	Lab Location	Method	Preparation Method
Matrix: Solid			
Metals (ICP)	TAL SAV	SW846 6010C	
Preparation, Metals	TAL SAV		SW846 3050B
Mercury in Solid or Semisolid Waste (Manual Cold Vapor Technique)	TAL SAV	SW846 7471B	
Preparation, Mercury	TAL SAV		SW846 7471B
Percent Moisture	TAL SAV	EPA Moisture	
Percent Moisture	TAL TAM	EPA Moisture	

Lab References:

TAL SAV = TestAmerica Savannah

TAL TAM = TestAmerica Tampa

Method References:

EPA = US Environmental Protection Agency

SW846 = "Test Methods For Evaluating Solid Waste, Physical/Chemical Methods", Third Edition, November 1986 And Its Updates.

METHOD / ANALYST SUMMARY

Client: Oneida Total Integrated Enterprises LLC

Job Number: 680-90686-3

Sdg Number: 68090686-3

Method	Analyst	Analyst ID
SW846 6010C	Bland, Brian	BCB
SW846 7471B	Bland, Brian	BCB
EPA Moisture	Galio, Andrew	AG
EPA Moisture	Swafford, Frances	FS

DATA REPORTING QUALIFIERS

Client: Oneida Total Integrated Enterprises LLC

Job Number: 680-90686-3

Sdg Number: 68090686-3

Lab Section	Qualifier	Description
Metals	U	Indicates the analyte was analyzed for but not detected.
	F	MS or MSD exceeds the control limits
	4	MS, MSD: The analyte present in the original sample is 4 times greater than the matrix spike concentration; therefore, control limits are not applicable.
	J	Result is less than the RL but greater than or equal to the MDL and the concentration is an approximate value.

Quality Control Results

Client: Oneida Total Integrated Enterprises LLC

Job Number: 680-90686-3

Sdg Number: 68090686-3

QC Association Summary

Lab Sample ID	Client Sample ID	Report		Method	Prep Batch
		Basis	Client Matrix		
Metals					
Prep Batch: 680-278383					
LCS 680-278383/2-A	Lab Control Sample	T	Solid	3050B	
MB 680-278383/1-A	Method Blank	T	Solid	3050B	
680-90686-7	CV0992B-CS	T	Solid	3050B	
680-90686-7MS	Matrix Spike	T	Solid	3050B	
680-90686-7MSD	Matrix Spike Duplicate	T	Solid	3050B	
680-90686-21	CV0990D-CS	T	Solid	3050B	
680-90686-27	CV0950A-CS-SP	T	Solid	3050B	
680-90686-32	CV0992B-CS (sieve)	T	Solid	3050B	
680-90686-33	CV0990D-CS (sieve)	T	Solid	3050B	
680-90686-34	CV0950A-CS (sieve)	T	Solid	3050B	
Prep Batch: 680-278555					
LCS 680-278555/2-A	Lab Control Sample	T	Solid	7471B	
MB 680-278555/1-A	Method Blank	T	Solid	7471B	
680-90686-7	CV0992B-CS	T	Solid	7471B	
680-90686-7MS	Matrix Spike	T	Solid	7471B	
680-90686-7MSD	Matrix Spike Duplicate	T	Solid	7471B	
680-90686-21	CV0990D-CS	T	Solid	7471B	
680-90686-27	CV0950A-CS-SP	T	Solid	7471B	
680-90686-32	CV0992B-CS (sieve)	T	Solid	7471B	
680-90686-33	CV0990D-CS (sieve)	T	Solid	7471B	
680-90686-34	CV0950A-CS (sieve)	T	Solid	7471B	
Analysis Batch:680-278654					
LCS 680-278383/2-A	Lab Control Sample	T	Solid	6010C	680-278383
MB 680-278383/1-A	Method Blank	T	Solid	6010C	680-278383
680-90686-7	CV0992B-CS	T	Solid	6010C	680-278383
680-90686-7MS	Matrix Spike	T	Solid	6010C	680-278383
680-90686-7MSD	Matrix Spike Duplicate	T	Solid	6010C	680-278383
680-90686-21	CV0990D-CS	T	Solid	6010C	680-278383
680-90686-27	CV0950A-CS-SP	T	Solid	6010C	680-278383
680-90686-32	CV0992B-CS (sieve)	T	Solid	6010C	680-278383
680-90686-33	CV0990D-CS (sieve)	T	Solid	6010C	680-278383
680-90686-34	CV0950A-CS (sieve)	T	Solid	6010C	680-278383
Analysis Batch:680-278834					
LCS 680-278555/2-A	Lab Control Sample	T	Solid	7471B	680-278555
MB 680-278555/1-A	Method Blank	T	Solid	7471B	680-278555
680-90686-21	CV0990D-CS	T	Solid	7471B	680-278555
680-90686-27	CV0950A-CS-SP	T	Solid	7471B	680-278555
680-90686-33	CV0990D-CS (sieve)	T	Solid	7471B	680-278555
680-90686-34	CV0950A-CS (sieve)	T	Solid	7471B	680-278555

Quality Control Results

Client: Oneida Total Integrated Enterprises LLC

Job Number: 680-90686-3

Sdg Number: 68090686-3

QC Association Summary

Lab Sample ID	Client Sample ID	Report Basis	Client Matrix	Method	Prep Batch
Metals					
Analysis Batch:680-278923					
680-90686-7	CV0992B-CS	T	Solid	7471B	680-278555
680-90686-7MS	Matrix Spike	T	Solid	7471B	680-278555
680-90686-7MSD	Matrix Spike Duplicate	T	Solid	7471B	680-278555
680-90686-32	CV0992B-CS (sieve)	T	Solid	7471B	680-278555

Report Basis

T = Total

General Chemistry

Analysis Batch:660-137827					
680-90686-7	CV0992B-CS	T	Solid	Moisture	
680-90686-21	CV0990D-CS	T	Solid	Moisture	
680-90686-A-22 MS	Matrix Spike	T	Solid	Moisture	
680-90686-A-22 MSD	Matrix Spike Duplicate	T	Solid	Moisture	
680-90686-27	CV0950A-CS-SP	T	Solid	Moisture	
Analysis Batch:680-278400					
680-90686-32	CV0992B-CS (sieve)	T	Solid	Moisture	
680-90686-33	CV0990D-CS (sieve)	T	Solid	Moisture	
680-90686-34	CV0950A-CS (sieve)	T	Solid	Moisture	

Report Basis

T = Total

METALS

COVER PAGE
METALS

Lab Name: TestAmerica Savannah Job Number: 680-90686-3

SDG No.: 68090686-3

Project: 35th Avenue Superfund Site

Client Sample ID	Lab Sample ID
<u>CV0992B-CS</u>	<u>680-90686-7</u>
<u>CV0990D-CS</u>	<u>680-90686-21</u>
<u>CV0950A-CS-SP</u>	<u>680-90686-27</u>
<u>CV0992B-CS (sieve)</u>	<u>680-90686-32</u>
<u>CV0990D-CS (sieve)</u>	<u>680-90686-33</u>
<u>CV0950A-CS (sieve)</u>	<u>680-90686-34</u>

Comments:

1A-IN
INORGANIC ANALYSIS DATA SHEET
METALS

Client Sample ID: CV0992B-CS

Lab Sample ID: 680-90686-7

Lab Name: TestAmerica Savannah

Job No.: 680-90686-3

SDG ID.: 68090686-3

Matrix: Solid

Date Sampled: 05/22/2013 10:25

Reporting Basis: DRY

Date Received: 05/24/2013 08:40

% Solids: 60.2

CAS No.	Analyte	Result	RL	MDL	Units	C	Q	DIL	Method
7440-38-2	Arsenic	38	3.1	0.92	mg/Kg			1	6010C
7440-39-3	Barium	540	1.6	0.47	mg/Kg			1	6010C
7440-43-9	Cadmium	3.9	0.78	0.16	mg/Kg			1	6010C
7440-47-3	Chromium	57	1.6	0.78	mg/Kg			1	6010C
7439-92-1	Lead	570	1.6	0.82	mg/Kg			1	6010C
7782-49-2	Selenium	2.0	3.9	1.6	mg/Kg	J		1	6010C
7440-22-4	Silver	1.4	1.6	0.15	mg/Kg	J		1	6010C
7439-97-6	Mercury	0.76	0.064	0.026	mg/Kg			2	7471B

1A-IN
 INORGANIC ANALYSIS DATA SHEET
 METALS

Client Sample ID: CV0990D-CS

Lab Sample ID: 680-90686-21

Lab Name: TestAmerica Savannah

Job No.: 680-90686-3

SDG ID.: 68090686-3

Matrix: Solid

Date Sampled: 05/22/2013 13:10

Reporting Basis: DRY

Date Received: 05/24/2013 08:40

% Solids: 72.4

CAS No.	Analyte	Result	RL	MDL	Units	C	Q	DIL	Method
7440-38-2	Arsenic	61	2.4	0.72	mg/Kg			1	6010C
7440-39-3	Barium	260	1.2	0.37	mg/Kg			1	6010C
7440-43-9	Cadmium	3.0	0.61	0.12	mg/Kg			1	6010C
7440-47-3	Chromium	49	1.2	0.61	mg/Kg			1	6010C
7439-92-1	Lead	330	1.2	0.65	mg/Kg			1	6010C
7782-49-2	Selenium	2.1	3.1	1.2	mg/Kg	J		1	6010C
7440-22-4	Silver	0.19	1.2	0.12	mg/Kg	J		1	6010C
7439-97-6	Mercury	0.52	0.027	0.011	mg/Kg			1	7471B

1A-IN
INORGANIC ANALYSIS DATA SHEET
METALS

Client Sample ID: CV0950A-CS-SP

Lab Sample ID: 680-90686-27

Lab Name: TestAmerica Savannah

Job No.: 680-90686-3

SDG ID.: 68090686-3

Matrix: Solid

Date Sampled: 05/22/2013 13:07

Reporting Basis: DRY

Date Received: 05/24/2013 08:40

% Solids: 67.4

CAS No.	Analyte	Result	RL	MDL	Units	C	Q	DIL	Method
7440-38-2	Arsenic	34	2.9	0.86	mg/Kg			1	6010C
7440-39-3	Barium	280	1.5	0.44	mg/Kg			1	6010C
7440-43-9	Cadmium	1.6	0.73	0.15	mg/Kg			1	6010C
7440-47-3	Chromium	43	1.5	0.73	mg/Kg			1	6010C
7439-92-1	Lead	270	1.5	0.77	mg/Kg			1	6010C
7782-49-2	Selenium	1.5	3.6	1.5	mg/Kg	J		1	6010C
7440-22-4	Silver	1.3	1.5	0.14	mg/Kg	J		1	6010C
7439-97-6	Mercury	0.22	0.029	0.012	mg/Kg			1	7471B

1A-IN
INORGANIC ANALYSIS DATA SHEET
METALS

Client Sample ID: CV0992B-CS (sieve)

Lab Sample ID: 680-90686-32

Lab Name: TestAmerica Savannah

Job No.: 680-90686-3

SDG ID.: 68090686-3

Matrix: Solid

Date Sampled: 05/22/2013 10:25

Reporting Basis: DRY

Date Received: 05/24/2013 08:40

% Solids: 79.1

CAS No.	Analyte	Result	RL	MDL	Units	C	Q	DIL	Method
7440-38-2	Arsenic	41	2.3	0.67	mg/Kg			1	6010C
7440-39-3	Barium	560	1.1	0.34	mg/Kg			1	6010C
7440-43-9	Cadmium	4.4	0.57	0.11	mg/Kg			1	6010C
7440-47-3	Chromium	63	1.1	0.57	mg/Kg			1	6010C
7439-92-1	Lead	610	1.1	0.60	mg/Kg			1	6010C
7782-49-2	Selenium	1.4	2.8	1.1	mg/Kg	J		1	6010C
7440-22-4	Silver	1.6	1.1	0.11	mg/Kg			1	6010C
7439-97-6	Mercury	0.82	0.050	0.020	mg/Kg			2	7471B

1A-IN
INORGANIC ANALYSIS DATA SHEET
METALS

Client Sample ID: CV0990D-CS (sieve)

Lab Sample ID: 680-90686-33

Lab Name: TestAmerica Savannah

Job No.: 680-90686-3

SDG ID.: 68090686-3

Matrix: Solid

Date Sampled: 05/22/2013 13:10

Reporting Basis: DRY

Date Received: 05/24/2013 08:40

% Solids: 82.1

CAS No.	Analyte	Result	RL	MDL	Units	C	Q	DIL	Method
7440-38-2	Arsenic	64	2.2	0.64	mg/Kg			1	6010C
7440-39-3	Barium	280	1.1	0.33	mg/Kg			1	6010C
7440-43-9	Cadmium	3.4	0.54	0.11	mg/Kg			1	6010C
7440-47-3	Chromium	54	1.1	0.54	mg/Kg			1	6010C
7439-92-1	Lead	380	1.1	0.58	mg/Kg			1	6010C
7782-49-2	Selenium	1.4	2.7	1.1	mg/Kg	J		1	6010C
7440-22-4	Silver	0.22	1.1	0.10	mg/Kg	J		1	6010C
7439-97-6	Mercury	0.52	0.022	0.0089	mg/Kg			1	7471B

1A-IN
INORGANIC ANALYSIS DATA SHEET
METALS

Client Sample ID: CV0950A-CS (sieve)

Lab Sample ID: 680-90686-34

Lab Name: TestAmerica Savannah

Job No.: 680-90686-3

SDG ID.: 68090686-3

Matrix: Solid

Date Sampled: 05/22/2013 13:07

Reporting Basis: DRY

Date Received: 05/24/2013 08:40

% Solids: 75.8

CAS No.	Analyte	Result	RL	MDL	Units	C	Q	DIL	Method
7440-38-2	Arsenic	34	2.5	0.73	mg/Kg			1	6010C
7440-39-3	Barium	250	1.2	0.37	mg/Kg			1	6010C
7440-43-9	Cadmium	2.4	0.62	0.12	mg/Kg			1	6010C
7440-47-3	Chromium	42	1.2	0.62	mg/Kg			1	6010C
7439-92-1	Lead	410	1.2	0.65	mg/Kg			1	6010C
7782-49-2	Selenium	1.5	3.1	1.2	mg/Kg	J		1	6010C
7440-22-4	Silver	2.7	1.2	0.12	mg/Kg			1	6010C
7439-97-6	Mercury	0.31	0.024	0.010	mg/Kg			1	7471B

2A-IN
 CALIBRATION VERIFICATIONS
 METALS

Lab Name: TestAmerica Savannah Job No.: 680-90686-3

SDG No.: 68090686-3

ICV Source: P_ICV_wk_00215 Concentration Units: ug/L

CCV Source: P_CCV_wk_00112

Analyte	ICV 680-278654/4 05/30/2013 13:22				CCV 680-278654/84 05/30/2013 19:47				CCV 680-278654/96 05/30/2013 20:42			
	Found	C	True	%R	Found	C	True	%R	Found	C	True	%R
Arsenic	1030		1000	103	480		500	96	484		500	97
Barium	1010		1000	101	4750		5000	95	4790		5000	96
Cadmium	1010		1000	101	480		500	96	486		500	97
Chromium	996		1000	100	4810		5000	96	4860		5000	97
Lead	1040		1000	104	482		500	96	484		500	97
Selenium	1010		1000	101	4860		5000	97	4900		5000	98
Silver	982		1000	98	477		500	95	484		500	97

Note! Calculations are performed before rounding to avoid round-off errors in calculated results.
 Italicized analytes were not requested for this sequence.

2A-IN
 CALIBRATION VERIFICATIONS
 METALS

Lab Name: TestAmerica Savannah Job No.: 680-90686-3

SDG No.: 68090686-3

ICV Source: P_ICV_wk_00215 Concentration Units: ug/L

CCV Source: P_CCV_wk_00112

Analyte	CCV 680-278654/108 05/30/2013 21:37											
	Found	C	True	%R	Found	C	True	%R	Found	C	True	%R
Arsenic	487		500	97								
Barium	4780		5000	96								
Cadmium	485		500	97								
Chromium	4840		5000	97								
Lead	479		500	96								
Selenium	4900		5000	98								
Silver	483		500	97								

Note! Calculations are performed before rounding to avoid round-off errors in calculated results.
 Italicized analytes were not requested for this sequence.

2A-IN
 CALIBRATION VERIFICATIONS
 METALS

Lab Name: TestAmerica Savannah Job No.: 680-90686-3

SDG No.: 68090686-3

ICV Source: hg_icvint_00086 Concentration Units: ug/L

CCV Source: Hg_Int_Cal_00092

Analyte	ICV 680-278513/35-A 05/31/2013 17:50				CCV 680-278513/32-A 05/31/2013 17:57				CCV 680-278513/32-A 05/31/2013 18:29			
	Found	C	True	%R	Found	C	True	%R	Found	C	True	%R
Mercury	2.99		3.00	100	2.57		2.50	103	2.64		2.50	106

Note! Calculations are performed before rounding to avoid round-off errors in calculated results.
 Italicized analytes were not requested for this sequence.

2A-IN
 CALIBRATION VERIFICATIONS
 METALS

Lab Name: TestAmerica Savannah Job No.: 680-90686-3

SDG No.: 68090686-3

ICV Source: hg_icvint_00086 Concentration Units: ug/L

CCV Source: Hg_Int_Cal_00092

Analyte	ICV 680-278700/35-A 06/03/2013 13:42				CCV 680-278700/32-A 06/03/2013 13:50				CCV 680-278700/32-A 06/03/2013 14:09			
	Found	C	True	%R	Found	C	True	%R	Found	C	True	%R
Mercury	3.07		3.00	102	2.88		2.50	115	2.89		2.50	116

Note! Calculations are performed before rounding to avoid round-off errors in calculated results.
 Italicized analytes were not requested for this sequence.

2B-IN
CRQL CHECK STANDARD
METALS

Lab Name: TestAmerica Savannah Job No.: 680-90686-3
 SDG No.: 68090686-3
 Method: 6010C Instrument ID: ICPE
 Lab Sample ID: CRI 680-278654/6 Concentration Units: ug/L
 CRQL Check Standard Source: P_CRI_00024

Analyte	CRQL Check Standard				
	True	Found	Qualifiers	%R(1)	Limits
Arsenic	20.0	20.4		102	50-150
Barium	10.0	10.7		107	50-150
Cadmium	5.00	5.25		105	50-150
Chromium	10.0	10.3		103	50-150
Lead	10.0	8.69	J	87	50-150
Selenium	20.0	18.9	J	95	50-150
Silver	10.0	9.64	J	96	50-150

Note! Calculations are performed before rounding to avoid round-off errors in calculated results.

2B-IN
CRQL CHECK STANDARD
METALS

Lab Name: TestAmerica Savannah Job No.: 680-90686-3
 SDG No.: 68090686-3
 Method: 7471B Instrument ID: LEEMAN2
 Lab Sample ID: CRA 680-278513/37-A Concentration Units: ug/L
 CRQL Check Standard Source: Hg_Int_Cal_00092

Analyte	CRQL Check Standard				
	True	Found	Qualifiers	%R(1)	Limits
Mercury	0.200	0.209		104	50-150

Lab Sample ID: CRA 680-278700/37-A Concentration Units: ug/L
 CRQL Check Standard Source: Hg_Int_Cal_00092

Analyte	CRQL Check Standard				
	True	Found	Qualifiers	%R(1)	Limits
Mercury	0.200	0.203		102	50-150

Note! Calculations are performed before rounding to avoid round-off errors in calculated results.

3-IN
INSTRUMENT BLANKS
METALS

Lab Name: TestAmerica Savannah Job No.: 680-90686-3

SDG No.: 68090686-3

Concentration Units: ug/L

Analyte	RL	ICBIS 680-278654/5 05/30/2013 13:26		CCB 680-278654/85 05/30/2013 19:51		CCB 680-278654/97 05/30/2013 20:47		CCB 680-278654/109 05/30/2013 21:42	
		Found	C	Found	C	Found	C	Found	C
Arsenic	20	20	U	20	U	20	U	20	U
Barium	10	10	U	10	U	10	U	10	U
Cadmium	5.0	5.0	U	5.0	U	5.0	U	5.0	U
Chromium	10	10	U	10	U	10	U	10	U
Lead	10	10	U	10	U	10	U	10	U
Selenium	25	25	U	25	U	25	U	25	U
Silver	10	10	U	10	U	10	U	10	U

Italicized analytes were not requested for this sequence.

3-IN
INSTRUMENT BLANKS
METALS

Lab Name: TestAmerica Savannah Job No.: 680-90686-3

SDG No.: 68090686-3

Concentration Units: ug/L

Analyte	RL	ICB 680-278513/36-A 05/31/2013 17:52		CCB 680-278513/33-A 05/31/2013 18:00		CCB 680-278513/33-A 05/31/2013 18:31		Found	C
		Found	C	Found	C	Found	C		
Mercury	0.20	0.20	U	0.20	U	0.20	U		

Italicized analytes were not requested for this sequence.

3-IN
INSTRUMENT BLANKS
METALS

Lab Name: TestAmerica Savannah Job No.: 680-90686-3

SDG No.: 68090686-3

Concentration Units: ug/L

Analyte	RL	ICB 680-278700/36-A 06/03/2013 13:45		CCB 680-278700/33-A 06/03/2013 13:53		CCB 680-278700/33-A 06/03/2013 14:11		Found	C
		Found	C	Found	C	Found	C		
Mercury	0.20	0.20	U	0.20	U	0.20	U		

Italicized analytes were not requested for this sequence.

3-IN
METHOD BLANK
METALS

Lab Name: TestAmerica Savannah Job No.: 680-90686-3
SDG No.: 68090686-3
Concentration Units: mg/Kg Lab Sample ID: MB 680-278383/1-A
Instrument Code: ICPE Batch No.: 278654

CAS No.	Analyte	Concentration	C	Q	Method
7440-38-2	Arsenic	2.0	U		6010C
7440-39-3	Barium	0.99	U		6010C
7440-43-9	Cadmium	0.50	U		6010C
7440-47-3	Chromium	0.99	U		6010C
7439-92-1	Lead	0.99	U		6010C
7782-49-2	Selenium	2.5	U		6010C
7440-22-4	Silver	0.99	U		6010C

3-IN
METHOD BLANK
METALS

Lab Name: TestAmerica Savannah Job No.: 680-90686-3
SDG No.: 68090686-3
Concentration Units: mg/Kg Lab Sample ID: MB 680-278555/1-A
Instrument Code: LEEMAN2 Batch No.: 278834

CAS No.	Analyte	Concentration	C	Q	Method
7439-97-6	Mercury	0.020	U		7471B

4A-IN
INTERFERENCE CHECK STANDARD
METALS

Lab Name: TestAmerica Savannah

Job No.: 680-90686-3

SDG No.: 68090686-3

Lab Sample ID: ICSA 680-278654/7

Instrument ID: ICPE

Lab File ID: E05302013FIN.csv

ICS Source: P_ICSA_wk_00032

Concentration Units: ug/L

Analyte	True Solution A	Found Solution A	Percent Recovery
Arsenic		-6.24	
Barium		4.90	
Cadmium		2.01	
Chromium		0.357	
Lead		-4.20	
Selenium		-6.28	
Silver		-0.159	
<i>Aluminum</i>	<i>500000</i>	<i>519559</i>	<i>104</i>
<i>Antimony</i>		<i>5.01</i>	
<i>Beryllium</i>		<i>-0.109</i>	
<i>Boron</i>		<i>15.1</i>	
<i>Calcium</i>	<i>500000</i>	<i>483256</i>	<i>97</i>
<i>Cobalt</i>		<i>-0.399</i>	
<i>Copper</i>		<i>1.65</i>	
<i>Iron</i>	<i>200000</i>	<i>184071</i>	<i>92</i>
<i>Magnesium</i>	<i>500000</i>	<i>508750</i>	<i>102</i>
<i>Manganese</i>		<i>0.427</i>	
<i>Molybdenum</i>		<i>1.34</i>	
<i>Nickel</i>		<i>4.46</i>	
<i>Potassium</i>		<i>3.49</i>	
<i>Sodium</i>		<i>-75.1</i>	
<i>Strontium</i>		<i>3.45</i>	
<i>Thallium</i>		<i>-11.5</i>	
<i>Tin</i>		<i>1.80</i>	
<i>Titanium</i>		<i>1.98</i>	
<i>Vanadium</i>		<i>1.85</i>	
<i>Zinc</i>		<i>21.3</i>	

Calculations are performed before rounding to avoid round-off errors in calculated results.

4A-IN
INTERFERENCE CHECK STANDARD
METALS

Lab Name: TestAmerica Savannah

Job No.: 680-90686-3

SDG No.: 68090686-3

Lab Sample ID: ICSAB 680-278654/8

Instrument ID: ICPE

Lab File ID: E05302013FIN.csv

ICS Source: P_ICSAB_wk_00045

Concentration Units: ug/L

Analyte	True	Found	Percent Recovery
	Solution AB	Solution AB	
Arsenic	100	115	115
Barium	500	521	104
Cadmium	1000	974	97
Chromium	500	500	100
Lead	50.0	52.0	104
Selenium	50.0	41.5	83
Silver	200	221	110
<i>Aluminum</i>	<i>500000</i>	<i>537823</i>	<i>108</i>
<i>Antimony</i>	<i>600</i>	<i>624</i>	<i>104</i>
<i>Beryllium</i>	<i>500</i>	<i>495</i>	<i>99</i>
<i>Boron</i>		<i>9.51</i>	
<i>Calcium</i>	<i>500000</i>	<i>497900</i>	<i>100</i>
<i>Cobalt</i>	<i>500</i>	<i>485</i>	<i>97</i>
<i>Copper</i>	<i>500</i>	<i>562</i>	<i>112</i>
<i>Iron</i>	<i>200000</i>	<i>190177</i>	<i>95</i>
<i>Magnesium</i>	<i>500000</i>	<i>525197</i>	<i>105</i>
<i>Manganese</i>	<i>500</i>	<i>517</i>	<i>103</i>
<i>Molybdenum</i>	<i>1000</i>	<i>1129</i>	<i>113</i>
<i>Nickel</i>	<i>1000</i>	<i>966</i>	<i>97</i>
<i>Potassium</i>		<i>4.20</i>	
<i>Sodium</i>		<i>-238</i>	
<i>Strontium</i>		<i>2.65</i>	
<i>Thallium</i>	<i>100</i>	<i>92.8</i>	<i>93</i>
<i>Tin</i>	<i>1000</i>	<i>1020</i>	<i>102</i>
<i>Titanium</i>		<i>3.13</i>	
<i>Vanadium</i>	<i>500</i>	<i>505</i>	<i>101</i>
<i>Zinc</i>	<i>1000</i>	<i>962</i>	<i>96</i>

Calculations are performed before rounding to avoid round-off errors in calculated results.

5A-IN
 MATRIX SPIKE SAMPLE RECOVERY
 METALS

Client ID: CV0992B-CS MS

Lab ID: 680-90686-7 MS

Lab Name: TestAmerica Savannah

Job No.: 680-90686-3

SDG No.: 68090686-3

Matrix: Solid

Concentration Units: mg/Kg

% Solids: 60.2

Analyte	SSR C	Sample Result (SR) C	Spike Added (SA)	%R	Control Limit %R	Q	Method
Arsenic	58.4	38	15.4	135	75-125	F	6010C
Barium	598	540	15.4	386	75-125	4	6010C
Cadmium	11.6	3.9	7.69	100	75-125		6010C
Chromium	84.7	57	15.4	180	75-125	F	6010C
Lead	645	570	7.69	1014	75-125	4	6010C
Selenium	16.3	2.0 J	15.4	93	75-125		6010C
Silver	9.70	1.4 J	7.69	108	75-125		6010C
Mercury	0.994	0.76	0.148	157	80-120	4	7471B

SSR = Spiked Sample Result

Calculations are performed before rounding to avoid round-off errors in calculated results.
 Note - Results and Reporting Limits have been adjusted for dry weight.

5A-IN
 MATRIX SPIKE DUPLICATE SAMPLE RECOVERY
 METALS

Client ID: CV0992B-CS MSD Lab ID: 680-90686-7 MSD
 Lab Name: TestAmerica Savannah Job No.: 680-90686-3
 SDG No.: 68090686-3
 Matrix: Solid Concentration Units: mg/Kg
 % Solids: 60.2

Analyte	(SDR) C	Spike Added (SA)	%R	Control Limit %R	RPD	RPD Limit	Q	Method
Arsenic	57.2	15.4	127	75-125	2	20	F	6010C
Barium	597	15.4	380	75-125	0	20	4	6010C
Cadmium	11.4	7.69	97	75-125	2	20		6010C
Chromium	80.2	15.4	150	75-125	6	20	F	6010C
Lead	634	7.69	870	75-125	2	20	4	6010C
Selenium	15.3	15.4	86	75-125	6	20		6010C
Silver	9.47	7.69	105	75-125	2	20		6010C
Mercury	1.02	0.166	154	80-120	2	20	4	7471B

SDR = Sample Duplicate Result

Calculations are performed before rounding to avoid round-off errors in calculated results.
 Note - Results and Reporting Limits have been adjusted for dry weight.

5B-IN
 POST DIGESTION SPIKE SAMPLE RECOVERY
 METALS

Client ID: CV0992B-CS PDS

Lab ID: 680-90686-7 PDS

Lab Name: TestAmerica Savannah

Job No.: 680-90686-3

SDG No.: 68090686-3

Matrix: Solid

Concentration Units: mg/Kg

Analyte	SSR C	Sample Result (SR) C	Spike Added (SA)	%R	Control Limit %R	Q	Method
Arsenic	389	38	310	113	75-125		6010C
Barium	828	540	310	93	75-125		6010C
Cadmium	11.7	3.9	7.76	100	75-125		6010C
Chromium	87.0	57	31.0	96	75-125		6010C
Lead	628	570	77.6	78	75-125		6010C
Selenium	338	2.0	310	108	75-125		6010C
Silver	9.25	1.4	7.76	101	75-125		6010C

SSR = Spiked Sample Result

Calculations are performed before rounding to avoid round-off errors in calculated results.
 Note - Results and Reporting Limits have been adjusted for dry weight.

7A-IN
LAB CONTROL SAMPLE
METALS

Lab ID: LCS 680-278383/2-A

Lab Name: TestAmerica Savannah

Job No.: 680-90686-3

Sample Matrix: Solid

LCS Source: MS_LCS1_WK_00004

Analyte	Solid(mg/Kg)							
	True	Found	C	%R	Limits		Q	Method
Arsenic	10.0	10.6		106	75	125		6010C
Barium	10.0	9.90		99	75	125		6010C
Cadmium	5.00	5.07		101	75	125		6010C
Chromium	10.0	10.1		101	75	125		6010C
Lead	5.00	5.03		101	75	125		6010C
Selenium	10.0	9.93		99	75	125		6010C
Silver	5.00	5.40		108	75	125		6010C

Calculations are performed before rounding to avoid round-off errors in calculated results.

FORM VIIA - IN

7A-IN
LAB CONTROL SAMPLE
METALS

Lab ID: LCS 680-278555/2-A

Lab Name: TestAmerica Savannah

Job No.: 680-90686-3

Sample Matrix: Solid

LCS Source: Hg_Int_Cal_00092

Analyte	Solid(mg/Kg)						
	True	Found	C	%R	Limits	Q	Method
Mercury	0.231	0.247		107	80 120		7471B

Calculations are performed before rounding to avoid round-off errors in calculated results.

FORM VIIA - IN

8-IN
ICP-AES AND ICP-MS SERIAL DILUTIONS
METALS

Lab ID: 680-90686-7

SDG No: 68090686-3

Lab Name: TestAmerica Savannah

Job No: 680-90686-3

Matrix: Solid

Concentration Units: mg/Kg

Analyte	Initial Sample Result (I)	C	Serial Dilution Result (S)	C	% Difference	Q	Method
Arsenic	38		37.7		NC		6010C
Barium	540		576		6.9		6010C
Cadmium	3.9		4.24		NC		6010C
Chromium	57		61.8		8.3		6010C
Lead	570		623		9.8		6010C
Selenium	2.0	J	19	U	NC		6010C
Silver	1.4	J	1.22	J	NC		6010C

Calculations are performed before rounding to avoid round-off errors in calculated results.

FORM VIII-IN

9-IN
DETECTION LIMITS
METALS

Lab Name: TestAmerica Savannah

Job Number: 680-90686-3

SDG Number: 68090686-3

Matrix: Solid

Instrument ID: ICPE

Method: 6010C

MDL Date: 06/02/2009 00:00

Prep Method: 3050B

Analyte	Wavelength/ Mass	RL (mg/Kg)	MDL (mg/Kg)
Arsenic		2	0.59
Barium		1	0.3
Cadmium		0.5	0.1
Chromium		1	0.5
Lead		1	0.53
Selenium		2.5	1
Silver		1	0.096

9-IN
CALIBRATION BLANK DETECTION LIMITS
METALS

Lab Name: TestAmerica Savannah

Job Number: 680-90686-3

SDG Number: 68090686-3

Matrix: Solid

Instrument ID: ICPE

Method: 6010C

XMDL Date: 06/02/2009 00:00

Analyte	Wavelength/ Mass	XRL (ug/L)	XMDL (ug/L)
Arsenic		20	5.9
Barium		10	3
Cadmium		5	1
Chromium		10	5
Lead		10	5.3
Selenium		25	10
Silver		10	0.96

9-IN
DETECTION LIMITS
METALS

Lab Name: TestAmerica Savannah

Job Number: 680-90686-3

SDG Number: 68090686-3

Matrix: Solid

Instrument ID: LEEMAN2

Method: 7471B

MDL Date: 06/02/2009 00:00

Prep Method: 7471B

Analyte	Wavelength/ Mass	RL (mg/Kg)	MDL (mg/Kg)
Mercury		0.02	0.0082

9-IN
CALIBRATION BLANK DETECTION LIMITS
METALS

Lab Name: TestAmerica Savannah Job Number: 680-90686-3
SDG Number: 68090686-3
Matrix: Solid Instrument ID: LEEMAN2
Method: 7471B XMDL Date: 06/01/2008 15:53

Analyte	Wavelength/ Mass	XRL (ug/L)	XMDL (ug/L)
Mercury		0.2	0.08

10-IN
ICP-AES INTERELEMENT CORRECTION FACTORS
METALS

Lab Name: TestAmerica Savannah

Job Number: 680-90686-3

SDG No.: 68090686-3

ICP-AES Instrument ID: ICPE

Date: 03/05/2013

Analyte	Wave Length	Ag	Al	As	B	Ba	Be	Ca	Cd	Co	Cr	Cu	Fe	K	Mg
Aluminum	308.215														
Antimony	206.834						0.007900				0.009800		0.000023		
Arsenic	188.980							0.000037					-0.000016		
Barium	389.178												0.000062		0.000112
Beryllium	313.042														
Boron	249.678												-0.000101		
Cadmium	226.502												0.000066		
Calcium	370.602												-0.025890		
Chromium	267.716								-0.000200				0.000005		
Cobalt	228.615										0.000280		-0.000003		
Copper	324.754												0.000006		
Iron	271.441									0.090560	0.001160				
Lead	220.353		-0.000011							-0.000200					
Magnesium	279.078		-0.000142										0.000087		
Manganese	257.610												0.000012		0.000025
Molybdenum	202.032												-0.000007		
Nickel	231.604												0.000008		
Potassium	766.491														
Selenium	196.026												0.000012		
Silver	328.068														
Sodium	330.237												-0.005902		
Strontium	216.596							0.000009					0.000039		
Thallium	190.794									0.000530			-0.000052		
Tin	189.925														
Titanium	334.941														
Vanadium	292.401												-0.002240		
Zinc	206.200												-0.001960		

10-IN
ICP-AES INTERELEMENT CORRECTION FACTORS
METALS

Lab Name: TestAmerica Savannah

Job Number: 680-90686-3

SDG No.: 68090686-3

ICP-AES Instrument ID: ICPE

Date: 03/05/2013

Analyte	Wave Length	Mn	Mo	Na	Ni	Pb	Sb	Se	Sn	Sr	Ti	Tl	V	Zn
Aluminum	308.215		0.023030										-0.003100	
Antimony	206.834		-0.013600						0.000200					
Arsenic	188.980		-0.000430											
Barium	389.178		0.000218										0.000095	
Beryllium	313.042		-0.000082										-0.000019	
Boron	249.678													
Cadmium	226.502													
Calcium	370.602	0.008800									0.058100		0.003040	
Chromium	267.716	0.000090											-0.000200	
Cobalt	228.615		-0.002900						-0.000060		0.002250			
Copper	324.754		0.000550										-0.000200	
Iron	271.441		0.000760										0.004220	
Lead	220.353	0.000130	-0.000800									-0.000325		
Magnesium	279.078	-0.007600												
Manganese	257.610													
Molybdenum	202.032												-0.000260	
Nickel	231.604													
Potassium	766.491													
Selenium	196.026	0.000500												
Silver	328.068	0.000061								-0.000600			0.000081	
Sodium	330.237										-0.150825			-0.144400
Strontium	216.596		-0.003360		-0.001575									
Thallium	190.794	-0.001466	-0.000433										0.000500	
Tin	189.925													
Titanium	334.941													
Vanadium	292.401		-0.007130								0.000575			
Zinc	206.200													

12-IN
PREPARATION LOG
METALS

Lab Name: TestAmerica Savannah

Job No.: 680-90686-3

SDG No.: 68090686-3

Prep Method: 3050B

Lab Sample ID	Preparation Date	Prep Batch	Initial Weight (g)	Initial Volume	Final Volume (mL)
MB 680-278383/1-A	05/29/2013 15:53	278383	1.01		100
LCS 680-278383/2-A	05/29/2013 15:53	278383	1.00		100
680-90686-7	05/29/2013 15:53	278383	1.07		100
680-90686-7 MS	05/29/2013 15:53	278383	1.08		100
680-90686-7 MSD	05/29/2013 15:53	278383	1.08		100
680-90686-21	05/29/2013 15:53	278383	1.13		100
680-90686-27	05/29/2013 15:53	278383	1.02		100
680-90686-32	05/29/2013 15:53	278383	1.11		100
680-90686-33	05/29/2013 15:53	278383	1.12		100
680-90686-34	05/29/2013 15:53	278383	1.07		100

12-IN
PREPARATION LOG
METALS

Lab Name: TestAmerica Savannah

Job No.: 680-90686-3

SDG No.: 68090686-3

Prep Method: 7471B

Lab Sample ID	Preparation Date	Prep Batch	Initial Weight (g)	Initial Volume	Final Volume (mL)
MB 680-278555/1-A	05/30/2013 14:32	278555	0.50		50
LCS 680-278555/2-A	05/30/2013 14:32	278555	0.54		50
680-90686-7	05/30/2013 14:32	278555	0.52		50
680-90686-7 MS	05/30/2013 14:32	278555	0.56		50
680-90686-7 MSD	05/30/2013 14:32	278555	0.50		50
680-90686-21	05/30/2013 14:32	278555	0.51		50
680-90686-27	05/30/2013 14:32	278555	0.52		50
680-90686-32	05/30/2013 14:32	278555	0.51		50
680-90686-33	05/30/2013 14:32	278555	0.56		50
680-90686-34	05/30/2013 14:32	278555	0.54		50

13-IN
 ANALYSIS RUN LOG
 METALS

Lab Name: TestAmerica Savannah Job No.: 680-90686-3

SDG No.: 68090686-3

Instrument ID: ICPE Method: 6010C

Start Date: 05/30/2013 13:08 End Date: 05/31/2013 03:37

Lab Sample ID	D / F	T y p e	Time	Analytes															
				A g	A s	B a	C d	C r	P b	S e									
ZZZZZZ			13:08																
ZZZZZZ			13:13																
ZZZZZZ			13:17																
ICV 680-278654/4	1		13:22	X	X	X	X	X	X	X									
ICBIS 680-278654/5	1		13:26	X	X	X	X	X	X	X									
CRI 680-278654/6	1		13:38	X	X	X	X	X	X	X									
ICSA 680-278654/7	1		13:43	X	X	X	X	X	X	X									
ICSAB 680-278654/8	1		13:48	X	X	X	X	X	X	X									
ZZZZZZ			13:52																
ZZZZZZ			13:57																
ZZZZZZ			14:02																
CCV 680-278654/12			14:08																
CCB 680-278654/13			14:13																
ZZZZZZ			14:17																
ZZZZZZ			14:22																
ZZZZZZ			14:26																
ZZZZZZ			14:31																
ZZZZZZ			14:35																
ZZZZZZ			14:40																
ZZZZZZ			14:45																
ZZZZZZ			14:49																
ZZZZZZ			14:54																
ZZZZZZ			14:58																
CCV 680-278654/24			15:03																
CCB 680-278654/25			15:08																
ZZZZZZ			15:12																
ZZZZZZ			15:17																
ZZZZZZ			15:21																
ZZZZZZ			15:26																
ZZZZZZ			15:31																
ZZZZZZ			15:35																
ZZZZZZ			15:40																
ZZZZZZ			15:44																
ZZZZZZ			15:49																
ZZZZZZ			15:54																
CCV 680-278654/36			15:58																
CCB 680-278654/37			16:03																
ZZZZZZ			16:07																
ZZZZZZ			16:12																
ZZZZZZ			16:16																
ZZZZZZ			16:21																
ZZZZZZ			16:26																

13-IN
ANALYSIS RUN LOG
METALS

Lab Name: TestAmerica Savannah Job No.: 680-90686-3
 SDG No.: 68090686-3
 Instrument ID: ICPE Method: 6010C
 Start Date: 05/30/2013 13:08 End Date: 05/31/2013 03:37

Lab Sample ID	D / F	Type	Time	Analytes																			
				A g	A s	B a	C d	C r	P b	S e													
ZZZZZZ			16:30																				
ZZZZZZ			16:35																				
ZZZZZZ			16:39																				
ZZZZZZ			16:44																				
ZZZZZZ			16:49																				
CCV 680-278654/48			16:53																				
CCB 680-278654/49			16:58																				
ZZZZZZ			17:02																				
ZZZZZZ			17:07																				
ZZZZZZ			17:11																				
ZZZZZZ			17:16																				
ZZZZZZ			17:21																				
ZZZZZZ			17:25																				
ZZZZZZ			17:30																				
ZZZZZZ			17:34																				
ZZZZZZ			17:39																				
ZZZZZZ			17:44																				
CCV 680-278654/60			17:48																				
CCB 680-278654/61			17:53																				
ZZZZZZ			17:58																				
ZZZZZZ			18:10																				
ZZZZZZ			18:15																				
ZZZZZZ			18:19																				
ZZZZZZ			18:24																				
ZZZZZZ			18:28																				
ZZZZZZ			18:33																				
ZZZZZZ			18:37																				
ZZZZZZ			18:42																				
ZZZZZZ			18:47																				
CCV 680-278654/72			18:51																				
CCB 680-278654/73			18:56																				
ZZZZZZ			19:00																				
ZZZZZZ			19:05																				
ZZZZZZ			19:10																				
ZZZZZZ			19:14																				
ZZZZZZ			19:19																				
ZZZZZZ			19:24																				
ZZZZZZ			19:28																				
ZZZZZZ			19:33																				
ZZZZZZ			19:37																				
ZZZZZZ			19:42																				
CCV 680-278654/84	1		19:47	X	X	X	X	X	X	X													

13-IN
ANALYSIS RUN LOG
METALS

Lab Name: TestAmerica Savannah Job No.: 680-90686-3

SDG No.: 68090686-3

Instrument ID: ICPE Method: 6010C

Start Date: 05/30/2013 13:08 End Date: 05/31/2013 03:37

Lab Sample ID	D / F	T y p e	Time	Analytes																
				A g	A s	B a	C d	C r	P b	S e										
CCB 680-278654/85	1		19:51	X	X	X	X	X	X	X										
ZZZZZZ			19:56																	
ZZZZZZ			20:01																	
ZZZZZZ			20:05																	
ZZZZZZ			20:10																	
MB 680-278383/1-A	1	T	20:15	X	X	X	X	X	X	X										
LCS 680-278383/2-A	1	T	20:19	X	X	X	X	X	X	X										
680-90686-7	1	T	20:24	X	X	X	X	X	X	X										
680-90686-7 SD	5	T	20:28	X	X	X	X	X	X	X										
680-90686-7 PDS	1	T	20:33	X	X	X	X	X	X	X										
680-90686-7 MS	1	T	20:37	X	X	X	X	X	X	X										
CCV 680-278654/96	1		20:42	X	X	X	X	X	X	X										
CCB 680-278654/97	1		20:47	X	X	X	X	X	X	X										
680-90686-7 MSD	1	T	20:51	X	X	X	X	X	X	X										
680-90686-21	1	T	20:56	X	X	X	X	X	X	X										
680-90686-27	1	T	21:00	X	X	X	X	X	X	X										
680-90686-32	1	T	21:05	X	X	X	X	X	X	X										
680-90686-33	1	T	21:10	X	X	X	X	X	X	X										
680-90686-34	1	T	21:14	X	X	X	X	X	X	X										
ZZZZZZ			21:19																	
ZZZZZZ			21:23																	
ZZZZZZ			21:28																	
ZZZZZZ			21:33																	
CCV 680-278654/108	1		21:37	X	X	X	X	X	X	X										
CCB 680-278654/109	1		21:42	X	X	X	X	X	X	X										
ZZZZZZ			21:46																	
ZZZZZZ			21:51																	
ZZZZZZ			21:56																	
ZZZZZZ			22:00																	
ZZZZZZ			22:05																	
ZZZZZZ			22:09																	
ZZZZZZ			22:14																	
ZZZZZZ			22:19																	
ZZZZZZ			22:23																	
ZZZZZZ			22:28																	
CCV 680-278654/120			22:33																	
CCB 680-278654/121			22:37																	
ZZZZZZ			22:42																	
ZZZZZZ			22:46																	
ZZZZZZ			22:51																	
ZZZZZZ			22:55																	
ZZZZZZ			23:00																	

13-IN
ANALYSIS RUN LOG
METALS

Lab Name: TestAmerica Savannah Job No.: 680-90686-3

SDG No.: 68090686-3

Instrument ID: ICPE Method: 6010C

Start Date: 05/30/2013 13:08 End Date: 05/31/2013 03:37

Lab Sample ID	D / F	T y p e	Time	Analytes															
				A g	A s	B a	C d	C r	P b	S e									
ZZZZZZ			23:05																
ZZZZZZ			23:09																
ZZZZZZ			23:14																
ZZZZZZ			23:18																
ZZZZZZ			23:23																
CCV 680-278654/132			23:28																
CCB 680-278654/133			23:32																
ZZZZZZ			23:37																
ZZZZZZ			23:41																
ZZZZZZ			23:46																
ZZZZZZ			23:51																
ZZZZZZ			23:55																
ZZZZZZ			00:00																
ZZZZZZ			00:04																
ZZZZZZ			00:09																
ZZZZZZ			00:14																
ZZZZZZ			00:18																
CCV 680-278654/144			00:23																
CCB 680-278654/145			00:28																
ZZZZZZ			00:32																
ZZZZZZ			00:37																
ZZZZZZ			00:41																
ZZZZZZ			00:46																
ZZZZZZ			00:51																
ZZZZZZ			00:55																
ZZZZZZ			01:00																
ZZZZZZ			01:05																
ZZZZZZ			01:09																
ZZZZZZ			01:14																
CCV 680-278654/156			01:18																
CCB 680-278654/157			01:23																
ZZZZZZ			01:28																
ZZZZZZ			01:32																
ZZZZZZ			01:37																
ZZZZZZ			01:42																
ZZZZZZ			01:46																
ZZZZZZ			01:51																
ZZZZZZ			01:56																
ZZZZZZ			02:00																
ZZZZZZ			02:05																
ZZZZZZ			02:09																
CCV 680-278654/168			02:14																

13-IN
ANALYSIS RUN LOG
METALS

Lab Name: TestAmerica Savannah Job No.: 680-90686-3

SDG No.: 68090686-3

Instrument ID: ICPE Method: 6010C

Start Date: 05/30/2013 13:08 End Date: 05/31/2013 03:37

Lab Sample ID	D / F	Type	Time	Analytes															
				A g	A s	B a	C d	C r	P b	S e									
CCB 680-278654/169			02:19																
ZZZZZZ			02:23																
ZZZZZZ			02:28																
ZZZZZZ			02:33																
ZZZZZZ			02:37																
ZZZZZZ			02:42																
ZZZZZZ			02:46																
ZZZZZZ			02:51																
ZZZZZZ			02:56																
ZZZZZZ			03:00																
ZZZZZZ			03:05																
CCV 680-278654/180			03:09																
CCB 680-278654/181			03:14																
ZZZZZZ			03:19																
ZZZZZZ			03:23																
ZZZZZZ			03:28																
CCV 680-278654/185			03:33																
CCB 680-278654/186			03:37																

Prep Types
T = Total/NA

13-IN
ANALYSIS RUN LOG
METALS

Lab Name: TestAmerica Savannah Job No.: 680-90686-3

SDG No.: 68090686-3

Instrument ID: LEEMAN2 Method: 7471B

Start Date: 05/31/2013 17:34 End Date: 05/31/2013 20:32

Lab Sample ID	D / F	Type	Time	Analytes															
				Hg															
IC 680-278513/25-A			17:34	X															
IC 680-278513/26-A			17:37	X															
IC 680-278513/27-A			17:39	X															
IC 680-278513/28-A			17:42	X															
IC 680-278513/29-A			17:44	X															
IC 680-278513/30-A			17:47	X															
ICV 680-278513/35-A	1		17:50	X															
ICB 680-278513/36-A	1		17:52	X															
CRA 680-278513/37-A	1		17:55	X															
CCV 680-278513/32-A	1		17:57	X															
CCB 680-278513/33-A	1		18:00	X															
MB 680-278555/1-A	1	T	18:03	X															
LCS 680-278555/2-A	1	T	18:05	X															
ZZZZZZ			18:08																
ZZZZZZ			18:11																
ZZZZZZ			18:13																
680-90686-21	1	T	18:16	X															
680-90686-27	1	T	18:18	X															
ZZZZZZ			18:21																
680-90686-33	1	T	18:24	X															
680-90686-34	1	T	18:26	X															
CCV 680-278513/32-A	1		18:29	X															
CCB 680-278513/33-A	1		18:31	X															
ZZZZZZ			18:34																
ZZZZZZ			18:37																
ZZZZZZ			18:39																
ZZZZZZ			18:42																
ZZZZZZ			18:45																
ZZZZZZ			18:47																
ZZZZZZ			18:50																
ZZZZZZ			18:52																
ZZZZZZ			18:55																
ZZZZZZ			18:58																
CCV 680-278513/32-A			19:00																
CCB 680-278513/33-A			19:03																
ZZZZZZ			19:06																
ZZZZZZ			19:08																
ZZZZZZ			19:11																
ZZZZZZ			19:13																
ZZZZZZ			19:16																
ZZZZZZ			19:19																
ZZZZZZ			19:21																

13-IN
ANALYSIS RUN LOG
METALS

Lab Name: TestAmerica Savannah Job No.: 680-90686-3

SDG No.: 68090686-3

Instrument ID: LEEMAN2 Method: 7471B

Start Date: 05/31/2013 17:34 End Date: 05/31/2013 20:32

Lab Sample ID	D / F	T y p e	Time	Analytes															
				H g															
ZZZZZZ			19:24																
ZZZZZZ			19:27																
ZZZZZZ			19:29																
CCV 680-278513/32-A			19:32																
CCB 680-278513/33-A			19:35																
ZZZZZZ			19:37																
ZZZZZZ			19:40																
ZZZZZZ			19:42																
ZZZZZZ			19:45																
ZZZZZZ			19:48																
ZZZZZZ			19:50																
ZZZZZZ			19:53																
ZZZZZZ			19:56																
ZZZZZZ			19:58																
ZZZZZZ			20:01																
CCV 680-278513/32-A			20:03																
CCB 680-278513/33-A			20:06																
ZZZZZZ			20:09																
ZZZZZZ			20:11																
ZZZZZZ			20:14																
ZZZZZZ			20:17																
ZZZZZZ			20:19																
ZZZZZZ			20:22																
ZZZZZZ			20:24																
ZZZZZZ			20:27																
CCV 680-278513/32-A			20:30																
CCB 680-278513/33-A			20:32																

Prep Types
T = Total/NA

13-IN
ANALYSIS RUN LOG
METALS

Lab Name: TestAmerica Savannah Job No.: 680-90686-3

SDG No.: 68090686-3

Instrument ID: LEEMAN2 Method: 7471B

Start Date: 06/03/2013 13:27 End Date: 06/03/2013 14:11

Lab Sample ID	D / F	T y p e	Time	Analytes																		
				H g																		
IC 680-278700/25-A			13:27	X																		
IC 680-278700/26-A			13:29	X																		
IC 680-278700/27-A			13:32	X																		
IC 680-278700/28-A			13:34	X																		
IC 680-278700/29-A			13:37	X																		
IC 680-278700/30-A			13:40	X																		
ICV 680-278700/35-A	1		13:42	X																		
ICB 680-278700/36-A	1		13:45	X																		
CRA 680-278700/37-A	1		13:48	X																		
CCV 680-278700/32-A	1		13:50	X																		
CCB 680-278700/33-A	1		13:53	X																		
680-90686-7	2	T	13:55	X																		
680-90686-7 MS	2	T	13:58	X																		
680-90686-7 MSD	2	T	14:01	X																		
680-90686-32	2	T	14:03	X																		
ZZZZZZ			14:06																			
CCV 680-278700/32-A	1		14:09	X																		
CCB 680-278700/33-A	1		14:11	X																		

Prep Types
T = Total/NA

E05302013.vvq. All Data Report 5/31/2013, 10:17:39 AM

Blank (Blk)	5/30/2013, 1:08:26 PM		Rack S, Tube 1
Label	Replicates Concentration		
Ag 328.068	-0.0339	-0.0614	0.0953
Al 308.215	0.5323	-0.7721	0.2399
As 188.980	-4.7737	1.6629	3.1108
B 249.678	-0.0251	0.2536	-0.2285
Ba 389.178	0.5945	0.0739	-0.6684
Be 313.042	-0.0013	0.0061	-0.0048
Ca 370.602	1.409	1.931	-3.340
Cd 226.502	0.0589	0.1833	-0.2422
Co 228.615	0.0947	0.2251	-0.3198
Cr 267.716	0.0072	-0.1467	0.1396
Cu 324.754	0.0915	-0.0829	-0.0086
Fe 271.441	1.7121	-0.0591	-1.6530
K 766.491	-0.5732	-0.2464	0.8197
Mg 279.078	0.5035	1.1269	-1.6304
Mn 257.610	-0.0157	0.0071	0.0086
Mo 202.032	0.1696	-0.2811	0.1115
Na 330.237	78.2728	-98.1643	19.8914
Ni 231.604	-0.2620	-0.0662	0.3281
Pb 220.353	-3.5992	-2.8267	6.4259
Sb 206.834	1.4918	-1.8467	0.3549
Se 196.026	-0.3164	-3.4113	3.7277
Sn 189.925	0.4797	-1.2719	0.7922
Sr 216.596	0.4143	-0.0282	-0.3861
Ti 334.941	0.0413	-0.0273	-0.0139
Tl 190.794	2.6297	5.4134	-8.0432
V 292.401	-0.1173	0.0985	0.0188
Zn 206.200	-0.6098	-0.2971	0.9069

Label	Sol'n Conc.	Units	SD(Int)	%RSD(Int)	Int. (c/s)
Ag 328.068	0.0000	ppb	6.075	45.6	-13.3258
Al 308.215	0.0000	ppb	4.229	2.3	182.732
As 188.980	0.0000	ppb	2.125	31.6	-6.7192
B 249.678	0.0000	ppb	3.298	3.1	107.986
Ba 389.178	0.0000	ppb	11.868	91.1	-13.0285
Be 313.042	0.0000	ppb	9.879	3.9	-254.847
Ca 370.602	0.0000	ppb	5.711	190.7	-2.995
Cd 226.502	0.0000	ppb	7.221	44.3	16.3171
Co 228.615	0.0000	ppb	3.275	51.7	6.3413
Cr 267.716	0.0000	ppb	6.624	93.3	7.1017
Cu 324.754	0.0000	ppb	4.844	2.6	184.512
Fe 271.441	0.0000	ppb	2.642	15.6	16.9109
K 766.491	0.0000	ppb	24.557	9.6	255.915
Mg 279.078	0.0000	ppb	3.077	8.7	35.4167
Mn 257.610	0.0000	ppb	3.043	10.0	30.5084
Mo 202.032	0.0000	ppb	1.662	15.7	10.5615
Na 330.237	0.0000	ppb	4.217	8.6	48.9444
Ni 231.604	0.0000	ppb	0.789	24.3	-3.2478
Pb 220.353	0.0000	ppb	8.271	30.5	27.0837
Sb 206.834	0.0000	ppb	1.671	283.5	0.5892
Se 196.026	0.0000	ppb	1.649	25.7	6.4085
Sn 189.925	0.0000	ppb	0.928	6.4	-14.5643
Sr 216.596	0.0000	ppb	4.206	27.9	15.0552
Ti 334.941	0.0000	ppb	9.456	16.1	-58.6082
Tl 190.794	0.0000	ppb	3.459	35.6	-9.7287
V 292.401	0.0000	ppb	2.661	14.4	-18.4245
Zn 206.200	0.0000	ppb	1.031	20.8	4.9683

E05302013.vvq. All Data Report 5/31/2013, 10:17:39 AM

HIGH STD (Std)	5/30/2013, 1:13:01 PM		Rack S, Tube 2
Label	Replicates Concentration		
Ag 328.068	997.888	998.443	1003.67
Al 308.215	10045.7	9971.41	9982.85
As 188.980	994.317	1007.20	998.482
B 249.678	999.479	998.359	1002.16
Ba 389.178	10028.8	9970.95	10000.3
Be 313.042	1004.20	996.094	999.709
Ca 370.602	9997	9979	10024
Cd 226.502	1006.75	996.986	996.262
Co 228.615	1003.19	998.229	998.579
Cr 267.716	10039.3	9969.25	9991.47
Cu 324.754	10146.1	9984.80	9869.11
Fe 271.441	10033.3	9968.39	9998.27
K 766.491	20049.3	19923.5	20027.1
Mg 279.078	10040.3	9982.50	9977.18
Mn 257.610	10033.0	9990.95	9976.08
Mo 202.032	1006.13	997.508	996.366
Na 330.237	14981.2	15057.5	14961.2
Ni 231.604	5018.30	4988.22	4993.48
Pb 220.353	999.008	995.299	1005.69
Sb 206.834	2005.60	1991.32	2003.08
Se 196.026	10071.5	9951.36	9977.19
Sn 189.925	9992.56	9943.65	10063.8
Sr 216.596	5018.06	4988.18	4993.76
Ti 334.941	1005.18	996.847	997.976
Tl 190.794	10017.4	10001.2	9981.41
V 292.401	10038.2	9971.68	9990.08
Zn 206.200	5016.42	4997.89	4985.69

Label	Sol'n Conc.	Units	SD(Int)	%RSD(Int)	Int. (c/s)
Ag 328.068	1000.00	ppb	231.592	0.3	72580.3
Al 308.215	10000.0	ppb	247.264	0.4	61968.9
As 188.980	1000.00	ppb	3.329	0.7	499.670
B 249.678	1000.00	ppb	26.631	0.2	13735.7
Ba 389.178	10000.0	ppb	540.436	0.3	186983
Be 313.042	1000.00	ppb	7217.049	0.4	1777867
Ca 370.602	10000	ppb	44.907	0.2	19660
Cd 226.502	1000.00	ppb	193.376	0.6	33021.6
Co 228.615	1000.00	ppb	31.894	0.3	11519.2
Cr 267.716	10000.0	ppb	1654.951	0.4	462409
Cu 324.754	10000.0	ppb	7697.223	1.4	553484
Fe 271.441	10000.0	ppb	51.033	0.3	15715.1
K 766.491	20000.0	ppb	2263.431	0.3	674521
Mg 279.078	10000.0	ppb	74.535	0.3	21317.6
Mn 257.610	10000.0	ppb	6608.799	0.3	2240232
Mo 202.032	1000.00	ppb	36.180	0.5	6790.89
Na 330.237	15000.0	ppb	2.385	0.3	752.745
Ni 231.604	5000.00	ppb	42.182	0.3	13122.8
Pb 220.353	1000.00	ppb	7.810	0.5	1509.69
Sb 206.834	2000.00	ppb	7.502	0.4	1969.07
Se 196.026	10000.0	ppb	29.122	0.6	4613.47
Sn 189.925	10000.0	ppb	50.397	0.6	8326.78
Sr 216.596	5000.00	ppb	166.639	0.3	52458.1
Ti 334.941	1000.00	ppb	1174.938	0.5	259915
Tl 190.794	10000.0	ppb	8.767	0.2	4859.64
V 292.401	10000.0	ppb	838.102	0.3	243835
Zn 206.200	5000.00	ppb	19.928	0.3	6444.47

Ag 328.068 Calibration (ppb) 5/30/2013, 1:13:01 PM Correlation Coefficient: 1.000000

Label	Flags	Int. (c/s)	Std Conc.	Calc Conc.	Error	%Error
Blank		-13.3258	0.0000	0.0000	-	-
HIGH STD		72580.3	1000.00	1000.00	0.0002	0.0

Curve Type: Linear Equation: $y = 72.6 x + -13.3$

Al 308.215 Calibration (ppb) 5/30/2013, 1:13:01 PM Correlation Coefficient: 1.000000

Label	Flags	Int. (c/s)	Std Conc.	Calc Conc.	Error	%Error
Blank		182.732	0.0000	0.0000	-	-
HIGH STD		61968.9	10000.0	10000.00	-0.0010	0.0

Curve Type: Linear Equation: $y = 6.2 x + 182.7$

As 188.980 Calibration (ppb) 5/30/2013, 1:13:01 PM Correlation Coefficient: 1.000000

Label	Flags	Int. (c/s)	Std Conc.	Calc Conc.	Error	%Error
Blank		-6.7192	0.0000	0.0000	-	-
HIGH STD		499.670	1000.00	1000.00	0.0000	0.0

Curve Type: Linear Equation: $y = 0.5 x + -6.7$

B 249.678 Calibration (ppb) 5/30/2013, 1:13:01 PM Correlation Coefficient: 1.000000

Label	Flags	Int. (c/s)	Std Conc.	Calc Conc.	Error	%Error
Blank		107.986	0.0000	0.0000	-	-
HIGH STD		13735.7	1000.00	1000.000	-0.0001	0.0

Curve Type: Linear Equation: $y = 13.6 x + 108.0$

Ba 389.178 Calibration (ppb) 5/30/2013, 1:13:01 PM Correlation Coefficient: 1.000000

Label	Flags	Int. (c/s)	Std Conc.	Calc Conc.	Error	%Error
Blank		-13.0285	0.0000	0.0000	-	-
HIGH STD		186983	10000.0	10000.0	0.0010	0.0

Curve Type: Linear Equation: $y = 18.7 x + -13.0$

Be 313.042 Calibration (ppb) 5/30/2013, 1:13:01 PM Correlation Coefficient: 1.000000

Label	Flags	Int. (c/s)	Std Conc.	Calc Conc.	Error	%Error
Blank		-254.847	0.0000	0.0000	-	-
HIGH STD		1777867	1000.00	1000.00	0.0000	0.0

Curve Type: Linear Equation: $y = 1778.1 x + -254.8$

Ca 370.602 Calibration (ppb) 5/30/2013, 1:13:01 PM Correlation Coefficient: 1.000000

Label	Flags	Int. (c/s)	Std Conc.	Calc Conc.	Error	%Error
Blank		-2.995	0.0000	0.0000	-	-
HIGH STD		19660	10000	10000	-0.0010	0.0

Curve Type: Linear Equation: $y = 2.0 x + -3.0$

E05302013.vvq. All Data Report 5/31/2013, 10:17:39 AM

Cd 226.502 Calibration (ppb) 5/30/2013, 1:13:01 PM Correlation Coefficient: 1.000000

Label	Flags	Int. (c/s)	Std Conc.	Calc Conc.	Error	%Error
Blank		16.3171	0.0000	0.0000	-	-
HIGH STD		33021.6	1000.00	1000.00	0.0001	0.0

Curve Type: Linear Equation: $y = 33.0 x + 16.3$ **Co 228.615 Calibration (ppb) 5/30/2013, 1:13:01 PM Correlation Coefficient: 1.000000**

Label	Flags	Int. (c/s)	Std Conc.	Calc Conc.	Error	%Error
Blank		6.3413	0.0000	0.0000	-	-
HIGH STD		11519.2	1000.00	1000.00	0.0000	0.0

Curve Type: Linear Equation: $y = 11.5 x + 6.3$ **Cr 267.716 Calibration (ppb) 5/30/2013, 1:13:01 PM Correlation Coefficient: 1.000000**

Label	Flags	Int. (c/s)	Std Conc.	Calc Conc.	Error	%Error
Blank		7.1017	0.0000	0.0000	-	-
HIGH STD		462409	10000.0	10000.0	0.0000	0.0

Curve Type: Linear Equation: $y = 46.2 x + 7.1$ **Cu 324.754 Calibration (ppb) 5/30/2013, 1:13:01 PM Correlation Coefficient: 1.000000**

Label	Flags	Int. (c/s)	Std Conc.	Calc Conc.	Error	%Error
Blank		184.512	0.0000	0.0000	-	-
HIGH STD		553484	10000.0	10000.0	0.0000	0.0

Curve Type: Linear Equation: $y = 55.3 x + 184.5$ **Fe 271.441 Calibration (ppb) 5/30/2013, 1:13:01 PM Correlation Coefficient: 1.000000**

Label	Flags	Int. (c/s)	Std Conc.	Calc Conc.	Error	%Error
Blank		16.9109	0.0000	0.0000	-	-
HIGH STD		15715.1	10000.0	10000.0	0.0000	0.0

Curve Type: Linear Equation: $y = 1.6 x + 16.9$ **K 766.491 Calibration (ppb) 5/30/2013, 1:13:01 PM Correlation Coefficient: 1.000000**

Label	Flags	Int. (c/s)	Std Conc.	Calc Conc.	Error	%Error
Blank		255.915	0.0000	0.0000	-	-
HIGH STD		674521	20000.0	20000.0	-0.0020	0.0

Curve Type: Linear Equation: $y = 33.7 x + 255.9$ **Mg 279.078 Calibration (ppb) 5/30/2013, 1:13:01 PM Correlation Coefficient: 1.000000**

Label	Flags	Int. (c/s)	Std Conc.	Calc Conc.	Error	%Error
Blank		35.4167	0.0000	0.0000	-	-
HIGH STD		21317.6	10000.0	10000.00	-0.0010	0.0

Curve Type: Linear Equation: $y = 2.1 x + 35.4$

E05302013.vvq. All Data Report 5/31/2013, 10:17:39 AM

Mn 257.610 Calibration (ppb) 5/30/2013, 1:13:01 PM Correlation Coefficient: 1.000000

Label	Flags	Int. (c/s)	Std Conc.	Calc Conc.	Error	%Error
Blank		30.5084	0.0000	0.0000	-	-
HIGH STD		2240232	10000.0	10000.0	0.0010	0.0

Curve Type: Linear Equation: $y = 224.0 x + 30.5$ **Mo 202.032 Calibration (ppb) 5/30/2013, 1:13:01 PM Correlation Coefficient: 1.000000**

Label	Flags	Int. (c/s)	Std Conc.	Calc Conc.	Error	%Error
Blank		10.5615	0.0000	0.0000	-	-
HIGH STD		6790.89	1000.00	1000.00	0.0000	0.0

Curve Type: Linear Equation: $y = 6.8 x + 10.6$ **Na 330.237 Calibration (ppb) 5/30/2013, 1:13:01 PM Correlation Coefficient: 1.000000**

Label	Flags	Int. (c/s)	Std Conc.	Calc Conc.	Error	%Error
Blank		48.9444	0.0000	0.0000	-	-
HIGH STD		752.745	15000.0	15000.0	-0.0010	0.0

Curve Type: Linear Equation: $y = 0.0 x + 48.9$ **Ni 231.604 Calibration (ppb) 5/30/2013, 1:13:01 PM Correlation Coefficient: 1.000000**

Label	Flags	Int. (c/s)	Std Conc.	Calc Conc.	Error	%Error
Blank		-3.2478	0.0000	0.0000	-	-
HIGH STD		13122.8	5000.00	5000.00	0.0005	0.0

Curve Type: Linear Equation: $y = 2.6 x + -3.2$ **Pb 220.353 Calibration (ppb) 5/30/2013, 1:13:01 PM Correlation Coefficient: 1.000000**

Label	Flags	Int. (c/s)	Std Conc.	Calc Conc.	Error	%Error
Blank		27.0837	0.0000	0.0000	-	-
HIGH STD		1509.69	1000.00	1000.000	-0.0001	0.0

Curve Type: Linear Equation: $y = 1.5 x + 27.1$ **Sb 206.834 Calibration (ppb) 5/30/2013, 1:13:01 PM Correlation Coefficient: 1.000000**

Label	Flags	Int. (c/s)	Std Conc.	Calc Conc.	Error	%Error
Blank		0.5892	0.0000	0.0000	-	-
HIGH STD		1969.07	2000.00	2000.00	-0.0001	0.0

Curve Type: Linear Equation: $y = 1.0 x + 0.6$ **Se 196.026 Calibration (ppb) 5/30/2013, 1:13:01 PM Correlation Coefficient: 1.000000**

Label	Flags	Int. (c/s)	Std Conc.	Calc Conc.	Error	%Error
Blank		6.4085	0.0000	0.0000	-	-
HIGH STD		4613.47	10000.0	10000.0	0.0010	0.0

Curve Type: Linear Equation: $y = 0.5 x + 6.4$

E05302013.vvq. All Data Report 5/31/2013, 10:17:39 AM

Sn 189.925 Calibration (ppb) 5/30/2013, 1:13:01 PM Correlation Coefficient: 1.000000

Label	Flags	Int. (c/s)	Std Conc.	Calc Conc.	Error	%Error
Blank		-14.5643	0.0000	0.0000	-	-
HIGH STD		8326.78	10000.0	10000.0	0.0000	0.0

Curve Type: Linear Equation: $y = 0.8 x + -14.6$ **Sr 216.596 Calibration (ppb) 5/30/2013, 1:13:01 PM Correlation Coefficient: 1.000000**

Label	Flags	Int. (c/s)	Std Conc.	Calc Conc.	Error	%Error
Blank		15.0552	0.0000	0.0000	-	-
HIGH STD		52458.1	5000.00	5000.00	0.0005	0.0

Curve Type: Linear Equation: $y = 10.5 x + 15.1$ **Ti 334.941 Calibration (ppb) 5/30/2013, 1:13:01 PM Correlation Coefficient: 1.000000**

Label	Flags	Int. (c/s)	Std Conc.	Calc Conc.	Error	%Error
Blank		-58.6082	0.0000	0.0000	-	-
HIGH STD		259915	1000.00	1000.00	0.0000	0.0

Curve Type: Linear Equation: $y = 260.0 x + -58.6$ **Tl 190.794 Calibration (ppb) 5/30/2013, 1:13:01 PM Correlation Coefficient: 1.000000**

Label	Flags	Int. (c/s)	Std Conc.	Calc Conc.	Error	%Error
Blank		-9.7287	0.0000	0.0000	-	-
HIGH STD		4859.64	10000.0	10000.0	0.0000	0.0

Curve Type: Linear Equation: $y = 0.5 x + -9.7$ **V 292.401 Calibration (ppb) 5/30/2013, 1:13:01 PM Correlation Coefficient: 1.000000**

Label	Flags	Int. (c/s)	Std Conc.	Calc Conc.	Error	%Error
Blank		-18.4245	0.0000	0.0000	-	-
HIGH STD		243835	10000.0	10000.0	0.0000	0.0

Curve Type: Linear Equation: $y = 24.4 x + -18.4$ **Zn 206.200 Calibration (ppb) 5/30/2013, 1:13:01 PM Correlation Coefficient: 1.000000**

Label	Flags	Int. (c/s)	Std Conc.	Calc Conc.	Error	%Error
Blank		4.9683	0.0000	0.0000	-	-
HIGH STD		6444.47	5000.00	5000.00	0.0000	0.0

Curve Type: Linear Equation: $y = 1.3 x + 5.0$ **LRA1 (Samp) 5/30/2013, 1:52:59 PM Rack S, Tube 7****Weight: 1 Volume: 1 Dilution: 1**

Label	Replicates Concentration		
Ag 328.068	-0.9519	-0.8673	-0.9772
Al 308.215	130.244	125.698	106.897
As 188.980	10236.1	10412.2	10351.5
B 249.678	4855.34	4930.16	4943.22
Ba 389.178	-1.4148u	-2.6274u	-1.5144u

E05302013.wvq. All Data Report 5/31/2013, 10:17:39 AM

Label	Replicates Concentration		
Be 313.042	0.1869	0.1921	0.1477
Ca 370.602	1760	1883	1806
Cd 226.502	-1.9726u	-1.5617u	-1.5582u
Co 228.615	9787.23	9895.49	9874.37
Cr 267.716	-1.8977	-1.5680	-1.7920
Cu 324.754	0.0756	-0.1373u	-0.0749u
Fe 271.441	40.6934	40.1210	29.3212
K 766.491	3.0842	3.9601	2.4436
Mg 279.078	110.856u	108.896u	85.4560u
Mn 257.610	26609.6	26891.4	26937.6
Mo 202.032	0.2483	0.1274	-0.3238u
Na 330.237	104801x	105632x	105467x
Ni 231.604	9761.55x	9880.95x	9837.75x
Pb 220.353	20245.5x	20426.3x	20333.4x
Sb 206.834	10.1474	7.6233	8.8529
Se 196.026	4.8612	9.3020	1.0588
Sn 189.925	2.5696	3.2586	-2.0629u
Sr 216.596	-5.2791u	-5.7964u	-5.4979u
Ti 334.941	31582.3	31816.4	31825.6
Tl 190.794	105.981	115.502	107.208
V 292.401	-5.6084	-5.2783	-5.9378
Zn 206.200	0.0870	0.1243	1.4048

Label	Sol'n Conc.	Units	SD	%RSD	Int. (c/s)
Ag 328.068	-0.9321b	ppb	0.0576	6.2	39.1134
Al 308.215	120.946b	ppb	12.3779	10.2	499.759
As 188.980	10333.3b	ppb	89.4404	0.9	5225.92
B 249.678	4909.57b	ppb	47.4195	1.0	67012.5
Ba 389.178	-1.8522b	ppb	0.6732	36.3	-46.9379
Be 313.042	0.1756b	ppb	0.0243	13.8	31.6494
Ca 370.602	1816b	ppb	62.39	3.4	14599
Cd 226.502	-1.6975b	ppb	0.2383	14.0	-38.0256
Co 228.615	9852.36b	ppb	57.3858	0.6	114147
Cr 267.716	-1.7525b	ppb	0.1683	9.6	98.0428
Cu 324.754	-0.0455b	ppb	0.1095	240.5	181.932
Fe 271.441	36.7119b	ppb	6.4069	17.5	1248.24
K 766.491	3.1626b	ppb	0.7613	24.1	362.537
Mg 279.078	101.736b	ppb	14.1329	13.9	-181.597
Mn 257.610	26812.9b	ppb	177.524	0.7	6006652
Mo 202.032	0.0173b	ppb	0.3015	1742.8	10.6182
Na 330.237	105300xb	ppb	440.341	0.4	4884.02
Ni 231.604	9826.75xb	ppb	60.4596	0.6	25773.3
Pb 220.353	20335.1xb	ppb	90.4169	0.4	30162.9
Sb 206.834	8.8745b	ppb	1.2622	14.2	9.3537
Se 196.026	5.0740b	ppb	4.1257	81.3	14.9122
Sn 189.925	1.2551b	ppb	2.8941	230.6	-13.4819
Sr 216.596	-5.5245b	ppb	0.2597	4.7	-204.177
Ti 334.941	31741.4b	ppb	137.907	0.4	8251871
Tl 190.794	109.564b	ppb	5.1790	4.7	51.6335
V 292.401	-5.6082b	ppb	0.3298	5.9	288.679
Zn 206.200	0.5387b	ppb	0.7503	139.3	5.6627

LRA2 (Samp)

5/30/2013, 1:57:36 PM

Rack S, Tube 8

Weight: 1

Volume: 1

Dilution: 1

Label	Replicates Concentration		
Ag 328.068	-1.4406u	-1.3467u	-1.0287u
Al 308.215	866167	866904	867925x

E05302013.wvq. All Data Report 5/31/2013, 10:17:39 AM

Label	Replicates Concentration		
As 188.980	34.6972	9.9568	14.7320
B 249.678	124.904u	113.907u	104.306u
Ba 389.178	22.1128	20.5332	22.5489
Be 313.042	-0.1891u	-0.1791u	-0.1779u
Ca 370.602	778028	780860	779232
Cd 226.502	9.0851	8.1964	8.3631
Co 228.615	-9.2241u	-6.1066u	-8.7441u
Cr 267.716	-2.5408	-2.0178	-2.3039
Cu 324.754	5.4593	4.9755	4.7152
Fe 271.441	911621	914955	910606
K 766.491	432663x	432405x	431860x
Mg 279.078	814541	814591	815203
Mn 257.610	4.3107	4.3745	4.3148
Mo 202.032	3.1885u	5.6547u	5.6208u
Na 330.237	-2220.92u	-2191.87u	-2213.50u
Ni 231.604	-4.1486	-2.2981	-2.4540
Pb 220.353	0.0221	1.7900	5.1336
Sb 206.834	3.7962	-1.3632	21.1486
Se 196.026	7.4876u	12.8984u	-12.3849u
Sn 189.925	-3.2078u	5.5612	5.9408
Sr 216.596	22.6132	23.1880	23.2074
Ti 334.941	6.1077	5.8517	5.5205
Tl 190.794	-21.7236u	-25.6825u	-51.4254u
V 292.401	7.4688	6.8713	6.1660
Zn 206.200	26559.5	26644.7	26640.4

Label	Sol'n Conc.	Units	SD	%RSD	Int. (c/s)
Ag 328.068	-1.2720b	ppb	0.2159	17.0	-120.752
Al 308.215	866999xb	ppb	882.753	0.1	5357035
As 188.980	19.7953b	ppb	13.1244	66.3	2.9167
B 249.678	114.373b	ppb	10.3070	9.0	-64.9272
Ba 389.178	21.7317b	ppb	1.0605	4.9	3159.87
Be 313.042	-0.1820b	ppb	0.0061	3.4	-317.667
Ca 370.602	779374b	ppb	1421	0.2	1487434
Cd 226.502	8.5482b	ppb	0.4724	5.5	2509.84
Co 228.615	-8.0249b	ppb	1.6786	20.9	-54.1179
Cr 267.716	-2.2875b	ppb	0.2619	11.4	116.408
Cu 324.754	5.0500b	ppb	0.3776	7.5	763.119
Fe 271.441	912394b	ppb	2274.90	0.2	1432310
K 766.491	432309xb	ppb	410.116	0.1	14574811
Mg 279.078	814778b	ppb	368.838	0.0	1733972
Mn 257.610	4.3333b	ppb	0.0357	0.8	9877.70
Mo 202.032	4.8213b	ppb	1.4142	29.3	0.4398
Na 330.237	-2208.77b	ppb	15.0924	0.7	-662.560
Ni 231.604	-2.9669b	ppb	1.0263	34.6	8.2561
Pb 220.353	2.3152b	ppb	2.5959	112.1	74.0794
Sb 206.834	7.8605b	ppb	11.7934	150.0	28.7739
Se 196.026	2.6670b	ppb	13.3132	499.2	-3.5687
Sn 189.925	2.7647b	ppb	5.1759	187.2	-11.9648
Sr 216.596	23.0029b	ppb	0.3376	1.5	1120.74
Ti 334.941	5.8266b	ppb	0.2944	5.1	5011.27
Tl 190.794	-32.9438b	ppb	16.1274	49.0	-54.3244
V 292.401	6.8354b	ppb	0.6522	9.5	152.078
Zn 206.200	26614.9b	ppb	47.9792	0.2	34290.4

E05302013.vvq. All Data Report 5/31/2013, 10:17:39 AM

RINSE (Samp) 5/30/2013, 2:02:12 PM Rack S, Tube 1

Weight: 1 Volume: 1 Dilution: 1

Label	Replicates Concentration		
Ag 328.068	-0.0823u	-0.5633u	-0.2133u
Al 308.215	53.5445	54.3554	52.1849
As 188.980	6.7762	7.8984	9.1848
B 249.678	37.7907	35.1450	34.2461
Ba 389.178	-0.6537u	0.7838	0.4905
Be 313.042	0.0181	0.0184	0.0092
Ca 370.602	53.91	61.75	47.65
Cd 226.502	-0.0509u	-0.1115u	0.1358
Co 228.615	-0.0617u	-0.3658u	-0.3334u
Cr 267.716	0.0137	0.1570	0.2827
Cu 324.754	0.0794	-0.2842u	-0.0393u
Fe 271.441	65.8557	77.6227	65.5180
K 766.491	31.0681	32.0178	27.4611
Mg 279.078	52.7492	53.6131	52.1664
Mn 257.610	0.3369	0.3403	0.3469
Mo 202.032	0.5454	0.6760	-0.3450u
Na 330.237	-115.933u	-6.4593u	-22.7548u
Ni 231.604	0.6145	0.3947	-0.1055u
Pb 220.353	-2.7681u	-1.6158u	1.2240
Sb 206.834	-3.7421u	-3.4154u	-5.5185u
Se 196.026	-1.3155u	-6.0695u	5.2252
Sn 189.925	2.8183	1.6916	3.9737
Sr 216.596	-0.3648u	0.8171	0.5280
Ti 334.941	0.4765	0.4963	0.5972
Tl 190.794	-5.8933u	8.5882	-2.5986u
V 292.401	0.1964	0.6176	0.4932
Zn 206.200	1.3292	1.3363	1.5889

Label	Sol'n Conc.	Units	SD	%RSD	Int. (c/s)
Ag 328.068	-0.2863	ppb	0.2487	86.9	-34.1121
Al 308.215	53.3616	ppb	1.0968	2.1	512.385
As 188.980	7.9531	ppb	1.2053	15.2	-2.6920
B 249.678	35.7273	ppb	1.8427	5.2	594.741
Ba 389.178	0.2069	ppb	0.7596	367.2	-8.9720
Be 313.042	0.0152	ppb	0.0052	34.3	-227.779
Ca 370.602	54.44	ppb	7.067	13.0	101.0
Cd 226.502	-0.0089	ppb	0.1289	1453.8	16.1840
Co 228.615	-0.2537	ppb	0.1670	65.8	3.4252
Cr 267.716	0.1511	ppb	0.1346	89.1	14.1014
Cu 324.754	-0.0813	ppb	0.1854	227.9	180.037
Fe 271.441	69.6655	ppb	6.8933	9.9	126.245
K 766.491	30.1823	ppb	2.4040	8.0	1273.46
Mg 279.078	52.8429	ppb	0.7279	1.4	147.869
Mn 257.610	0.3414	ppb	0.0051	1.5	107.574
Mo 202.032	0.2922	ppb	0.5556	190.2	12.5386
Na 330.237	-48.3825	ppb	59.0654	122.1	46.6355
Ni 231.604	0.3012	ppb	0.3690	122.5	-2.4551
Pb 220.353	-1.0533	ppb	2.0546	195.1	25.5249
Sb 206.834	-4.2253	ppb	1.1318	26.8	-3.5702
Se 196.026	-0.7200	ppb	5.6709	787.7	6.0761
Sn 189.925	2.8279	ppb	1.1411	40.4	-12.2055
Sr 216.596	0.3268	ppb	0.6161	188.5	18.5348
Ti 334.941	0.5233	ppb	0.0647	12.4	77.6820
Tl 190.794	0.0321	ppb	7.5907	23656.3	-9.7156
V 292.401	0.4357	ppb	0.2164	49.7	-7.8415
Zn 206.200	1.4182	ppb	0.1479	10.4	6.7948

E05302013.vvq. All Data Report 5/31/2013, 10:17:39 AM

mb 680-278443/20-a (Samp) **5/30/2013, 2:17:39 PM** **Rack 1, Tube 3**
Weight: 1 **Volume: 1** **Dilution: 1**

Label	Replicates Concentration		
Ag 328.068	0.1625	-0.7002u	-0.1384u
Al 308.215	67.9572	69.7495	66.7612
As 188.980	0.6265	-1.9191u	2.4073
B 249.678	12.6367	11.9681	11.8321
Ba 389.178	0.8537	0.5633	0.1485
Be 313.042	0.0108	0.0030	0.0098
Ca 370.602	38.96	36.05	41.99
Cd 226.502	0.0051	0.2842	0.4675
Co 228.615	-0.1911u	-0.2632u	0.3938
Cr 267.716	1.5110	1.9575	1.8240
Cu 324.754	0.2964	0.2838	0.5938
Fe 271.441	96.1698	92.3167	94.7124
K 766.491	22.8383	22.5782	22.5739
Mg 279.078	12.3329	15.3480	18.1298
Mn 257.610	1.1469	1.1759	1.1419
Mo 202.032	0.3779	0.4529	0.7342
Na 330.237	362.142	97.2828	97.0100
Ni 231.604	0.2477	1.4356	0.9546
Pb 220.353	1.7785	4.0110	-0.3957u
Sb 206.834	-1.9874u	-1.4426u	-7.7365u
Se 196.026	0.7690	-1.4409u	-0.1357u
Sn 189.925	27.3637	23.5013	21.8950
Sr 216.596	-0.6839u	0.2556	0.5455
Ti 334.941	2.7162	2.7758	2.6852
Tl 190.794	-6.9169u	0.7004	-0.8273u
V 292.401	0.3547	0.2500	0.2874
Zn 206.200	10.1524	12.1090	11.3010

Label	Sol'n Conc.	Units	SD	%RSD	Int. (c/s)
Ag 328.068	-0.2254	ppb	0.4379	194.3	-29.6862
Al 308.215	68.1559	ppb	1.5040	2.2	603.821
As 188.980	0.3716	ppb	2.1744	585.2	-6.5314
B 249.678	12.1456	ppb	0.4307	3.5	273.324
Ba 389.178	0.5218	ppb	0.3544	67.9	-3.1285
Be 313.042	0.0079	ppb	0.0043	54.1	-240.917
Ca 370.602	39.00	ppb	2.967	7.6	69.98
Cd 226.502	0.2523	ppb	0.2329	92.3	24.8707
Co 228.615	-0.0202	ppb	0.3603	1786.6	6.1476
Cr 267.716	1.7642	ppb	0.2292	13.0	88.7038
Cu 324.754	0.3913	ppb	0.1754	44.8	206.208
Fe 271.441	94.3996	ppb	1.9455	2.1	165.104
K 766.491	22.6635	ppb	0.1515	0.7	1019.97
Mg 279.078	15.2702	ppb	2.8992	19.0	67.8937
Mn 257.610	1.1549	ppb	0.0184	1.6	289.599
Mo 202.032	0.5217	ppb	0.1878	36.0	14.0937
Na 330.237	185.478	ppb	152.995	82.5	57.4628
Ni 231.604	0.8793	ppb	0.5975	68.0	-0.9375
Pb 220.353	1.7980	ppb	2.2034	122.6	29.7525
Sb 206.834	-3.7222	ppb	3.4872	93.7	-3.0591
Se 196.026	-0.2692	ppb	1.1110	412.7	6.2836
Sn 189.925	24.2534	ppb	2.8109	11.6	5.6663
Sr 216.596	0.0391	ppb	0.6427	1645.1	15.5302
Ti 334.941	2.7257	ppb	0.0461	1.7	650.086
Tl 190.794	-2.3479	ppb	4.0299	171.6	-10.8753
V 292.401	0.2974	ppb	0.0531	17.8	-11.2968
Zn 206.200	11.1875	ppb	0.9832	8.8	19.3719

E05302013.vvq. All Data Report 5/31/2013, 10:17:39 AM

ics 680-278443/2-a (Samp) 5/30/2013, 2:22:13 PM Rack 1, Tube 4
 Weight: 1 Volume: 1 Dilution: 1

Label	Replicates Concentration		
Ag 328.068	50.3952	51.2376	50.6769
Al 308.215	4929.35	5012.08	4969.83
As 188.980	97.9424	114.335	104.029
B 249.678	197.706	201.227	200.456
Ba 389.178	101.687	103.166	102.703
Be 313.042	51.5056	52.2248	51.7675
Ca 370.602	4980	5054	5028
Cd 226.502	51.5671	52.7942	51.8107
Co 228.615	50.9712	51.1178	51.3501
Cr 267.716	103.402	105.363	104.165
Cu 324.754	102.954	102.844	103.148
Fe 271.441	4992.09	5064.35	5039.81
K 766.491	4949.21	5006.98	4988.23
Mg 279.078	5019.70	5088.71	5034.74
Mn 257.610	528.057	536.249	531.746
Mo 202.032	103.879	105.428	104.964
Na 330.237	5156.53	5223.47	5281.42
Ni 231.604	102.507	103.331	100.015
Pb 220.353	53.8338	54.8268	52.8262
Sb 206.834	43.7574	40.0038	43.5926
Se 196.026	95.8555	102.270	91.8364
Sn 189.925	205.869	216.035	213.071
Sr 216.596	101.728	103.442	102.276
Ti 334.941	101.204	102.774	101.891
Tl 190.794	37.5962	41.2537	41.8095
V 292.401	102.731	103.978	103.604
Zn 206.200	103.101	103.159	103.070

Label	Sol'n Conc.	Units	SD	%RSD	Int. (c/s)
Ag 328.068	50.7699	ppb	0.4288	0.8	3670.69
Al 308.215	4970.42	ppb	41.3669	0.8	30878.8
As 188.980	105.436	ppb	8.2863	7.9	46.6486
B 249.678	199.797	ppb	1.8510	0.9	2821.20
Ba 389.178	102.519	ppb	0.7567	0.7	1921.04
Be 313.042	51.8326	ppb	0.3640	0.7	91892.0
Ca 370.602	5021	ppb	37.78	0.8	9664
Cd 226.502	52.0573	ppb	0.6496	1.2	1746.67
Co 228.615	51.1464	ppb	0.1911	0.4	594.937
Cr 267.716	104.310	ppb	0.9884	0.9	4832.68
Cu 324.754	102.982	ppb	0.1539	0.1	5886.21
Fe 271.441	5032.09	ppb	36.7461	0.7	7923.42
K 766.491	4981.47	ppb	29.4688	0.6	168198
Mg 279.078	5047.71	ppb	36.2894	0.7	10768.9
Mn 257.610	532.017	ppb	4.1024	0.8	119266
Mo 202.032	104.757	ppb	0.7946	0.8	720.430
Na 330.237	5220.47	ppb	62.4997	1.2	290.784
Ni 231.604	101.951	ppb	1.7265	1.7	264.394
Pb 220.353	53.8289	ppb	1.0003	1.9	107.042
Sb 206.834	42.4513	ppb	2.1212	5.0	42.5288
Se 196.026	96.6539	ppb	5.2623	5.4	50.9981
Sn 189.925	211.658	ppb	5.2283	2.5	161.991
Sr 216.596	102.482	ppb	0.8752	0.9	1091.80
Ti 334.941	101.956	ppb	0.7869	0.8	26468.8
Tl 190.794	40.2198	ppb	2.2890	5.7	9.6532
V 292.401	103.438	ppb	0.6397	0.6	2484.74
Zn 206.200	103.110	ppb	0.0453	0.0	127.478

E05302013.vvq. All Data Report 5/31/2013, 10:17:39 AM

lb 680-278256/3-d (Samp) **5/30/2013, 2:26:48 PM** **Rack 1, Tube 5**
Weight: 1 **Volume: 1** **Dilution: 1**

Label	Replicates Concentration		
Ag 328.068	-0.2301u	0.1589	0.1030
Al 308.215	65.4527	66.8230	62.7366
As 188.980	-3.0928u	-3.1835u	-1.2133u
B 249.678	17.3232	16.7998	16.7053
Ba 389.178	0.4894	-0.0310u	-0.8983u
Be 313.042	0.0045	0.0149	0.0005u
Ca 370.602	114.0	109.3	108.8
Cd 226.502	0.1816	-0.1154u	0.2524
Co 228.615	-0.4311u	-0.3643u	0.2253
Cr 267.716	3.6155	3.9133	3.8223
Cu 324.754	-0.1280u	0.3864	0.1356
Fe 271.441	61.7444	63.1151	61.5595
K 766.491	42.7077	42.3933	42.7377
Mg 279.078	27.2730	28.6407	27.8044
Mn 257.610	1.2771	1.2901	1.3065
Mo 202.032	0.3312	-0.1188u	0.0540
Na 330.237	22740.1	22961.6	22708.1
Ni 231.604	4.7314	3.5275	5.3061
Pb 220.353	-0.3440u	0.6507	0.5758
Sb 206.834	0.6136	0.4961	-1.5587u
Se 196.026	6.3956	-0.4586u	-8.7180u
Sn 189.925	23.3845	23.9057	24.6325
Sr 216.596	-0.0355u	0.5664	0.2381
Ti 334.941	2.3355	2.3616	2.3408
Tl 190.794	-4.8739u	-9.0840u	-7.3350u
V 292.401	0.4160	0.4616	0.2976
Zn 206.200	4.1179	1.6841	0.2789

Label	Sol'n Conc.	Units	SD	%RSD	Int. (c/s)
Ag 328.068	0.0106	ppb	0.2103	1988.5	-12.5537
Al 308.215	65.0041	ppb	2.0798	3.2	584.313
As 188.980	-2.4965	ppb	1.1122	44.6	-7.9834
B 249.678	16.9428	ppb	0.3329	2.0	338.762
Ba 389.178	-0.1467	ppb	0.7010	478.0	-15.6423
Be 313.042	0.0066	ppb	0.0074	112.3	-245.491
Ca 370.602	110.7	ppb	2.875	2.6	212.5
Cd 226.502	0.1062	ppb	0.1951	183.7	19.8596
Co 228.615	-0.1900	ppb	0.3612	190.1	4.2011
Cr 267.716	3.7837	ppb	0.1526	4.0	182.458
Cu 324.754	0.1313	ppb	0.2573	195.9	191.797
Fe 271.441	62.1397	ppb	0.8498	1.4	114.447
K 766.491	42.6129	ppb	0.1908	0.4	1692.54
Mg 279.078	27.9060	ppb	0.6895	2.5	94.7778
Mn 257.610	1.2912	ppb	0.0147	1.1	320.039
Mo 202.032	0.0888	ppb	0.2270	255.7	11.1600
Na 330.237	22803.3	ppb	138.050	0.6	1118.83
Ni 231.604	4.5216	ppb	0.9077	20.1	8.6241
Pb 220.353	0.2942	ppb	0.5539	188.3	27.5217
Sb 206.834	-0.1497	ppb	1.2217	816.3	0.4793
Se 196.026	-0.9270	ppb	7.5677	816.4	5.9810
Sn 189.925	23.9742	ppb	0.6268	2.6	5.4414
Sr 216.596	0.2563	ppb	0.3013	117.6	17.7357
Ti 334.941	2.3460	ppb	0.0138	0.6	549.811
Tl 190.794	-7.0976	ppb	2.1151	29.8	-13.1872
V 292.401	0.3917	ppb	0.0847	21.6	-9.1870
Zn 206.200	2.0270	ppb	1.9423	95.8	7.5674

E05302013.wvq. All Data Report 5/31/2013, 10:17:39 AM

640-43567-a-21-1 (Samp) **5/30/2013, 2:31:23 PM** **Rack 1, Tube 6**
Weight: 1 **Volume: 1** **Dilution: 1**

Label	Replicates Concentration		
Ag 328.068	-0.1953u	-0.3501u	-0.0219
Al 308.215	156.782	154.279	157.247
As 188.980	0.9791	-1.9858u	0.2111
B 249.678	101.210	101.713	100.592
Ba 389.178	1.2414	1.4725	1.0547
Be 313.042	0.0365	0.0310u	0.0371
Ca 370.602	320.0	325.4	319.6
Cd 226.502	173.781	174.839	172.694
Co 228.615	1.6948	1.6650	1.5921
Cr 267.716	5.0604	4.9648	5.3111
Cu 324.754	8.1271	8.0633	7.9633
Fe 271.441	6660.35	6681.21	6647.97
K 766.491	401.080	402.030	400.607
Mg 279.078	76.7827	74.8560	77.2473
Mn 257.610	1401.60	1403.78	1397.05
Mo 202.032	0.4189	0.7351	-0.1097u
Na 330.237	523047x	523645x	522796x
Ni 231.604	86.2666	86.2797	86.3216
Pb 220.353	-4.3372u	2.7753	0.9669
Sb 206.834	-5.4223u	0.7340	-8.7005u
Se 196.026	4.4259	10.3235	-5.6255u
Sn 189.925	165.240	165.218	167.253
Sr 216.596	1.9023	1.7715	1.1313
Ti 334.941	4.0810	4.0145	3.9987
Tl 190.794	-3.2629u	-0.6455u	-4.3100u
V 292.401	0.6994	0.5871	0.2414
Zn 206.200	2.9998	3.5406	4.0061

Label	Sol'n Conc.	Units	SD	%RSD	Int. (c/s)
Ag 328.068	-0.1891b	ppb	0.1642	86.8	-20.9317
Al 308.215	156.103b	ppb	1.5963	1.0	1147.12
As 188.980	-0.2652b	ppb	1.5387	580.2	-6.9057
B 249.678	101.172b	ppb	0.5615	0.6	1474.07
Ba 389.178	1.2562b	ppb	0.2093	16.7	18.2379
Be 313.042	0.0349b	ppb	0.0034	9.7	-249.459
Ca 370.602	321.7b	ppb	3.263	1.0	326.6
Cd 226.502	173.771b	ppb	1.0725	0.6	5765.23
Co 228.615	1.6506b	ppb	0.0528	3.2	25.5538
Cr 267.716	5.1121b	ppb	0.1789	3.5	258.047
Cu 324.754	8.0513b	ppb	0.0826	1.0	632.180
Fe 271.441	6663.18b	ppb	16.7988	0.3	10477.1
K 766.491	401.239b	ppb	0.7250	0.2	13783.0
Mg 279.078	76.2953b	ppb	1.2679	1.7	176.313
Mn 257.610	1400.81b	ppb	3.4334	0.2	313855
Mo 202.032	0.3481b	ppb	0.4268	122.6	12.6087
Na 330.237	523163xb	ppb	436.052	0.1	24593.9
Ni 231.604	86.2893b	ppb	0.0287	0.0	223.415
Pb 220.353	-0.1984b	ppb	3.6966	1863.4	27.4741
Sb 206.834	-4.4629b	ppb	4.7899	107.3	-3.5797
Se 196.026	3.0413b	ppb	8.0642	265.2	8.0503
Sn 189.925	165.904b	ppb	1.1690	0.7	124.005
Sr 216.596	1.6017b	ppb	0.4126	25.8	36.2149
Ti 334.941	4.0314b	ppb	0.0437	1.1	953.256
Tl 190.794	-2.7395b	ppb	1.8875	68.9	-11.5864
V 292.401	0.5093b	ppb	0.2387	46.9	-9.8708
Zn 206.200	3.5155b	ppb	0.5036	14.3	0.5381

E05302013.vvq. All Data Report 5/31/2013, 10:17:39 AM

640-43567-a-21-m ms (Samp) 5/30/2013, 2:35:58 PM Rack 1, Tube 7
 Weight: 1 Volume: 1 Dilution: 1

Label	Replicates Concentration		
Ag 328.068	115.482	115.563	115.055
Al 308.215	10548.9	10525.8	10509.5
As 188.980	224.503	223.351	222.827
B 249.678	485.184	484.353	485.152
Ba 389.178	204.119	204.051	203.404
Be 313.042	106.817	106.732	106.506
Ca 370.602	10341	10308	10280
Cd 226.502	263.796	264.156	264.149
Co 228.615	103.383	103.158	103.138
Cr 267.716	212.654	212.466	212.012
Cu 324.754	222.295	221.573	219.960
Fe 271.441	18215.6	18179.0	18182.5
K 766.491	15035.5	15011.4	14920.0
Mg 279.078	9796.45	9792.37	9780.16
Mn 257.610	2381.31	2376.24	2372.62
Mo 202.032	208.658	210.510	210.316
Na 330.237	503172x	502322x	500586x
Ni 231.604	281.749	281.146	281.400
Pb 220.353	99.2103	104.483	101.452
Sb 206.834	101.737	91.3365	93.9292
Se 196.026	222.989	209.451	213.020
Sn 189.925	539.581	544.600	545.874
Sr 216.596	205.171	206.232	206.970
Ti 334.941	206.845	206.330	205.715
Tl 190.794	77.7652	80.3363	85.9073
V 292.401	207.807	207.322	207.197
Zn 206.200	211.685	206.886	212.264

Label	Sol'n Conc.	Units	SD	%RSD	Int. (c/s)
Ag 328.068	115.367b	ppb	0.2731	0.2	8364.15
Al 308.215	10528.0b	ppb	19.7766	0.2	65202.8
As 188.980	223.560b	ppb	0.8573	0.4	106.382
B 249.678	484.896b	ppb	0.4706	0.1	6681.47
Ba 389.178	203.858b	ppb	0.3945	0.2	3841.73
Be 313.042	106.685b	ppb	0.1604	0.2	189355
Ca 370.602	10310b	ppb	30.45	0.3	19482
Cd 226.502	264.033b	ppb	0.2060	0.1	8772.43
Co 228.615	103.226b	ppb	0.1357	0.1	1194.54
Cr 267.716	212.377b	ppb	0.3299	0.2	9846.10
Cu 324.754	221.276b	ppb	1.1952	0.5	12437.8
Fe 271.441	18192.4b	ppb	20.1752	0.1	28589.9
K 766.491	14989.0b	ppb	60.9112	0.4	505583
Mg 279.078	9789.66b	ppb	8.4795	0.1	20831.7
Mn 257.610	2376.72b	ppb	4.3636	0.2	532587
Mo 202.032	209.828b	ppb	1.0177	0.5	1432.05
Na 330.237	502027xb	ppb	1317.99	0.3	23595.6
Ni 231.604	281.432b	ppb	0.3025	0.1	735.735
Pb 220.353	101.715b	ppb	2.6460	2.6	178.943
Sb 206.834	95.6675b	ppb	5.4137	5.7	95.3250
Se 196.026	215.154b	ppb	7.0167	3.3	105.855
Sn 189.925	543.352b	ppb	3.3273	0.6	438.844
Sr 216.596	206.124b	ppb	0.9039	0.4	2186.46
Ti 334.941	206.297b	ppb	0.5662	0.3	53580.8
Tl 190.794	81.3363b	ppb	4.1622	5.1	28.9211
V 292.401	207.442b	ppb	0.3221	0.2	4998.09
Zn 206.200	210.278b	ppb	2.9519	1.4	275.274

E05302013.vvq. All Data Report 5/31/2013, 10:17:39 AM

640-43567-a-21-n msd (Samp) 5/30/2013, 2:40:34 PM Rack 1, Tube 8
Weight: 1 Volume: 1 Dilution: 1

Label	Replicates Concentration		
Ag 328.068	120.274	119.249	121.086
Al 308.215	10526.9	10438.3	10560.7
As 188.980	223.563	221.864	216.472
B 249.678	488.878	487.063	494.756
Ba 389.178	204.690	203.474	204.811
Be 313.042	106.802	105.766	107.147
Ca 370.602	10341	10246	10365
Cd 226.502	260.658	258.554	262.459
Co 228.615	104.764	103.534	103.972
Cr 267.716	211.424	209.410	212.360
Cu 324.754	220.219	218.744	221.420
Fe 271.441	16025.9	15872.5	16089.6
K 766.491	14894.1	14829.4	14978.9
Mg 279.078	9825.12	9722.14	9851.75
Mn 257.610	2357.59	2335.89	2365.89
Mo 202.032	210.949	208.554	211.594
Na 330.237	492686x	489777x	495369x
Ni 231.604	281.038	280.062	281.112
Pb 220.353	109.016	104.161	103.476
Sb 206.834	99.9390	97.3359	101.701
Se 196.026	218.470	215.641	216.553
Sn 189.925	533.248	529.858	542.257
Sr 216.596	206.198	204.939	207.548
Ti 334.941	206.154	204.175	206.858
Tl 190.794	67.4358	67.5896	82.2822
V 292.401	208.056	206.046	208.551
Zn 206.200	208.507	205.162	209.593

Label	Sol'n Conc.	Units	SD	%RSD	Int. (c/s)
Ag 328.068	120.203b	ppb	0.9205	0.8	8715.17
Al 308.215	10508.6b	ppb	63.2399	0.6	65082.7
As 188.980	220.633b	ppb	3.7022	1.7	104.917
B 249.678	490.232b	ppb	4.0211	0.8	6758.36
Ba 389.178	204.325b	ppb	0.7394	0.4	3847.96
Be 313.042	106.572b	ppb	0.7188	0.7	189154
Ca 370.602	10317b	ppb	62.78	0.6	19605
Cd 226.502	260.557b	ppb	1.9543	0.8	8652.42
Co 228.615	104.090b	ppb	0.6232	0.6	1204.38
Cr 267.716	211.064b	ppb	1.5074	0.7	9784.66
Cu 324.754	220.128b	ppb	1.3401	0.6	12373.6
Fe 271.441	15996.0b	ppb	111.599	0.7	25142.1
K 766.491	14900.8b	ppb	74.9548	0.5	502610
Mg 279.078	9799.67b	ppb	68.4507	0.7	20853.0
Mn 257.610	2353.12b	ppb	15.4894	0.7	527295
Mo 202.032	210.366b	ppb	1.6017	0.8	1435.80
Na 330.237	492611xb	ppb	2796.75	0.6	23154.4
Ni 231.604	280.737b	ppb	0.5858	0.2	733.865
Pb 220.353	105.551b	ppb	3.0200	2.9	184.487
Sb 206.834	99.6585b	ppb	2.1959	2.2	99.1836
Se 196.026	216.888b	ppb	1.4438	0.7	106.675
Sn 189.925	535.121b	ppb	6.4077	1.2	431.975
Sr 216.596	206.228b	ppb	1.3047	0.6	2185.67
Ti 334.941	205.729b	ppb	1.3908	0.7	53433.6
Tl 190.794	72.4359b	ppb	8.5275	11.8	24.6625
V 292.401	207.551b	ppb	1.3265	0.6	5000.78
Zn 206.200	207.754b	ppb	2.3095	1.1	272.007

E05302013.wvq. All Data Report 5/31/2013, 10:17:39 AM

680-90676-a-1-a^10 (Samp) **5/30/2013, 2:45:09 PM** **Rack 1, Tube 9****Weight: 1****Volume: 1****Dilution: 1**

Label	Replicates Concentration		
Ag 328.068	0.1869	0.0395u	0.2678
Al 308.215	7.9306	8.5729	11.7244
As 188.980	27.4218	20.6754	24.5002
B 249.678	20.7814	19.4532	18.5975
Ba 389.178	183.242	178.412	178.479
Be 313.042	-0.0020	0.0067	0.0166
Ca 370.602	54656	53343	53485
Cd 226.502	-0.1438	-0.0960	0.1396
Co 228.615	0.1252	-0.0937u	-0.0858u
Cr 267.716	0.1780	0.2493	0.1273
Cu 324.754	-0.5502u	-0.3557u	-0.4252u
Fe 271.441	3660.14	3578.48	3569.67
K 766.491	408.666	400.565	400.767
Mg 279.078	42374.6	41379.4	41240.8
Mn 257.610	35.4217	34.8234	34.9869
Mo 202.032	0.4816	0.2311	0.5884
Na 330.237	18296.2	18131.6	17806.0
Ni 231.604	0.4367	2.1700	1.3546
Pb 220.353	-1.6028u	1.6600	-0.4270u
Sb 206.834	-1.3520u	-4.1204u	-4.3882u
Se 196.026	0.9522	3.2836	-3.0644u
Sn 189.925	-1.2685u	2.0052	1.7166
Sr 216.596	233.308	228.153	227.013
Ti 334.941	-0.5322	-0.4731	-0.3869
Tl 190.794	4.4575	-0.3523u	0.5449
V 292.401	-0.0522u	0.2472	0.2276
Zn 206.200	0.7411	0.6650	0.4877

Label	Sol'n Conc.	Units	SD	%RSD	Int. (c/s)
Ag 328.068	0.1647	ppb	0.1157	70.3	-11.9257
Al 308.215	9.4093	ppb	2.0305	21.6	240.855
As 188.980	24.1991	ppb	3.3832	14.0	5.5061
B 249.678	19.6107	ppb	1.1004	5.6	368.396
Ba 389.178	180.044	ppb	2.7697	1.5	3445.61
Be 313.042	0.0071	ppb	0.0093	131.7	-227.984
Ca 370.602	53828	ppb	720.7	1.3	105660
Cd 226.502	-0.0334	ppb	0.1517	454.4	24.2840
Co 228.615	-0.0181	ppb	0.1241	684.8	6.2487
Cr 267.716	0.1849	ppb	0.0613	33.2	16.9228
Cu 324.754	-0.4437	ppb	0.0986	22.2	161.153
Fe 271.441	3602.76	ppb	49.8861	1.4	5672.60
K 766.491	403.333	ppb	4.6199	1.1	13853.6
Mg 279.078	41664.9	ppb	618.503	1.5	88707.6
Mn 257.610	35.0773	ppb	0.3092	0.9	8227.23
Mo 202.032	0.4337	ppb	0.1834	42.3	13.3331
Na 330.237	18077.9	ppb	249.463	1.4	896.169
Ni 231.604	1.3204	ppb	0.8672	65.7	0.2934
Pb 220.353	-0.1233	ppb	1.6525	1340.6	27.1342
Sb 206.834	-3.2869	ppb	1.6810	51.1	-2.5685
Se 196.026	0.3905	ppb	3.2111	822.4	6.5525
Sn 189.925	0.8178	ppb	1.8125	221.6	-13.8529
Sr 216.596	229.491	ppb	3.3538	1.5	2430.61
Ti 334.941	-0.4641	ppb	0.0731	15.8	-5.8646
Tl 190.794	1.5501	ppb	2.5576	165.0	-9.0950
V 292.401	0.1409	ppb	0.1675	118.9	-14.7360
Zn 206.200	0.6313	ppb	0.1300	20.6	5.8127

E05302013.vvq. All Data Report 5/31/2013, 10:17:39 AM

680-90676-a-4-a^10 (Samp) **5/30/2013, 2:49:46 PM** **Rack 1, Tube 10****Weight: 1****Volume: 1****Dilution: 1**

Label	Replicates Concentration		
Ag 328.068	-0.3761u	-0.3614u	-0.3641u
Al 308.215	10.3609	11.1692	12.5561
As 188.980	3.5452	-1.5080u	-1.4402u
B 249.678	10.4274	10.4723	10.0780
Ba 389.178	28.3108	26.5328	25.2576
Be 313.042	-0.0437u	-0.0420u	-0.0500u
Ca 370.602	295044	291191	286559
Cd 226.502	-0.1387	0.1500	-0.1039
Co 228.615	-0.5203u	-0.1584u	-0.2543u
Cr 267.716	-0.1864u	-0.6362u	-0.1684
Cu 324.754	-0.9935u	-0.8403u	-0.5849u
Fe 271.441	10696.0	10588.4	10395.5
K 766.491	1242.97	1222.52	1197.09
Mg 279.078	108107	106772	104708
Mn 257.610	91.6888	90.6196	88.6450
Mo 202.032	-0.5409u	-0.2948u	-0.6408u
Na 330.237	302391x	297321x	289815x
Ni 231.604	2.9008	1.2299	2.8690
Pb 220.353	-2.3928u	-1.6996u	2.0897
Sb 206.834	-3.7862u	-9.7501u	-3.7259u
Se 196.026	-2.8562u	-1.8068u	-0.7162u
Sn 189.925	2.4439	4.3578	-1.3172u
Sr 216.596	453.941	449.297	440.264
Ti 334.941	-1.2714	-1.2575	-1.2413
Tl 190.794	1.3095	4.6635	-8.3032u
V 292.401	0.1351	0.5031	0.1716
Zn 206.200	2.3817	3.0410	1.6607

Label	Sol'n Conc.	Units	SD	%RSD	Int. (c/s)
Ag 328.068	-0.3672b	ppb	0.0078	2.1	-61.2864
Al 308.215	11.3621b	ppb	1.1103	9.8	252.857
As 188.980	0.1990b	ppb	2.8981	1456.2	-6.7028
B 249.678	10.3259b	ppb	0.2159	2.1	228.647
Ba 389.178	26.7004b	ppb	1.5335	5.7	723.313
Be 313.042	-0.0452b	ppb	0.0042	9.4	-275.143
Ca 370.602	290932b	ppb	4249	1.5	571522
Cd 226.502	-0.0309b	ppb	0.1576	510.7	40.5418
Co 228.615	-0.3110b	ppb	0.1875	60.3	3.1441
Cr 267.716	-0.3303b	ppb	0.2650	80.2	-0.3821
Cu 324.754	-0.8063b	ppb	0.2064	25.6	143.346
Fe 271.441	10560.0b	ppb	152.274	1.4	16594.1
K 766.491	1220.86b	ppb	22.9857	1.9	41415.2
Mg 279.078	106529b	ppb	1712.22	1.6	226753
Mn 257.610	90.3178b	ppb	1.5442	1.7	21135.9
Mo 202.032	-0.4922b	ppb	0.1781	36.2	6.7283
Na 330.237	296509xb	ppb	6327.17	2.1	13958.2
Ni 231.604	2.3332b	ppb	0.9556	41.0	3.0972
Pb 220.353	-0.6676b	ppb	2.4129	361.4	26.7781
Sb 206.834	-5.7541b	ppb	3.4608	60.1	-4.8334
Se 196.026	-1.7931b	ppb	1.0700	59.7	5.4742
Sn 189.925	1.8282b	ppb	2.8872	157.9	-12.8123
Sr 216.596	447.834b	ppb	6.9548	1.6	4750.40
Ti 334.941	-1.2567b	ppb	0.0151	1.2	41.4904
Tl 190.794	-0.7767b	ppb	6.7304	866.5	-10.4590
V 292.401	0.2699b	ppb	0.2028	75.1	-12.6512
Zn 206.200	2.3612b	ppb	0.6904	29.2	8.1039

E05302013.vvq. All Data Report 5/31/2013, 10:17:39 AM

680-90676-a-5-a^10 (Samp) **5/30/2013, 2:54:22 PM** **Rack 1, Tube 11**
Weight: 1 **Volume: 1** **Dilution: 1**

Label	Replicates Concentration		
Ag 328.068	-0.3272u	-0.1301u	-0.2574u
Al 308.215	8.6520	9.8118	11.3062
As 188.980	-1.0364u	0.0602	0.4868
B 249.678	10.7106	10.8219	10.1779
Ba 389.178	35.5727	36.4010	33.9651
Be 313.042	-0.0128u	-0.0159u	-0.0151u
Ca 370.602	110647	108746	106703
Cd 226.502	0.1801	0.2057	0.1630
Co 228.615	0.4084	-0.7241u	-0.4812u
Cr 267.716	-0.0314	-0.2233u	-0.2208u
Cu 324.754	-0.4896u	-0.3692u	-0.6930u
Fe 271.441	3445.49	3352.40	3284.05
K 766.491	1887.36	1831.80	1785.23
Mg 279.078	88790.5	86713.7	85177.3
Mn 257.610	76.0729	74.3614	72.8658
Mo 202.032	-0.4019u	0.2466	-0.4959u
Na 330.237	284671x	278034x	270830x
Ni 231.604	3.1008	1.5928	1.4361
Pb 220.353	-2.5798u	0.9115	-0.4763u
Sb 206.834	-3.5363u	-6.6458u	-3.6211u
Se 196.026	0.4402	-1.0934u	-4.8743u
Sn 189.925	1.6519	-0.8830u	-1.4522u
Sr 216.596	406.406	399.143	392.974
Ti 334.941	-1.1985	-1.2236	-1.1795
Tl 190.794	-6.7020u	-3.3875u	-0.4874u
V 292.401	0.4146	0.3889	0.1452
Zn 206.200	2.8257	0.7245	1.0418

Label	Sol'n Conc.	Units	SD	%RSD	Int. (c/s)
Ag 328.068	-0.2382b	ppb	0.0999	41.9	-49.2113
Al 308.215	9.9234b	ppb	1.3306	13.4	243.982
As 188.980	-0.1631b	ppb	0.7858	481.7	-6.8286
B 249.678	10.5701b	ppb	0.3442	3.3	245.660
Ba 389.178	35.3129b	ppb	1.2385	3.5	834.329
Be 313.042	-0.0146b	ppb	0.0016	10.9	-277.679
Ca 370.602	108699b	ppb	1972	1.8	213562
Cd 226.502	0.1829b	ppb	0.0215	11.7	30.0785
Co 228.615	-0.2656b	ppb	0.5962	224.5	3.4083
Cr 267.716	-0.1585b	ppb	0.1101	69.4	5.5258
Cu 324.754	-0.5173b	ppb	0.1637	31.6	156.981
Fe 271.441	3360.65b	ppb	81.0358	2.4	5292.49
K 766.491	1834.80b	ppb	51.1322	2.8	62112.9
Mg 279.078	86893.8b	ppb	1813.34	2.1	184964
Mn 257.610	74.4333b	ppb	1.6048	2.2	17399.7
Mo 202.032	-0.2171b	ppb	0.4043	186.3	8.9317
Na 330.237	277845xb	ppb	6922.78	2.5	13084.5
Ni 231.604	2.0432b	ppb	0.9192	45.0	2.1863
Pb 220.353	-0.7149b	ppb	1.7579	245.9	26.2505
Sb 206.834	-4.6011b	ppb	1.7713	38.5	-3.8629
Se 196.026	-1.8425b	ppb	2.7353	148.5	5.5362
Sn 189.925	-0.2277b	ppb	1.6525	725.6	-14.6107
Sr 216.596	399.508b	ppb	6.7236	1.7	4219.16
Ti 334.941	-1.2005b	ppb	0.0222	1.8	-26.2677
Tl 190.794	-3.5256b	ppb	3.1096	88.2	-11.5683
V 292.401	0.3162b	ppb	0.1486	47.0	-11.6592
Zn 206.200	1.5306b	ppb	1.1327	74.0	26.9696

E05302013.vvq. All Data Report 5/31/2013, 10:17:39 AM

X (Samp)	5/30/2013, 2:58:59 PM		Rack 1, Tube 12
Weight: 1	Volume: 1		Dilution: 1
Label	Replicates Concentration		
Ag 328.068	-0.2879u	-0.3678u	0.0384
Al 308.215	8.0709	9.4161	8.6594
As 188.980	-0.7484u	-3.3235u	-2.8686u
B 249.678	2.6644	2.4082	2.6938
Ba 389.178	0.7810	0.3945	0.5825
Be 313.042	0.0568	0.0543	0.0555
Ca 370.602	11.04	37.60	46.99
Cd 226.502	0.2429	0.0915	0.0455
Co 228.615	0.2175	0.4569	0.1289
Cr 267.716	0.6635	0.4138	0.5650
Cu 324.754	0.1605	0.1695	0.1231
Fe 271.441	8.6586	3.0155	11.8000
K 766.491	3.8691	4.4545	4.5968
Mg 279.078	6.6316	24.9186	25.9038
Mn 257.610	0.6426	0.7667	0.7839
Mo 202.032	-0.1270u	0.0833	0.0457
Na 330.237	130.885	5.6062	121.622
Ni 231.604	1.1058	0.7058	2.3178
Pb 220.353	1.0243	-0.8392u	-2.0417u
Sb 206.834	-8.3915u	-2.3172u	-3.3003u
Se 196.026	-5.6620u	-8.3113u	-14.4519u
Sn 189.925	0.4621	4.1279	0.3343
Sr 216.596	-0.1598u	0.2278	0.4238
Ti 334.941	0.1816	0.2885	0.1776
Tl 190.794	2.0486	0.8765	-5.0627u
V 292.401	0.5039	0.8168	0.4676
Zn 206.200	-0.1382u	0.9862	0.1844

Label	Sol'n Conc.	Units	SD	%RSD	Int. (c/s)
Ag 328.068	-0.2058	ppb	0.2152	104.6	-28.2672
Al 308.215	8.7154	ppb	0.6743	7.7	236.464
As 188.980	-2.3135	ppb	1.3744	59.4	-7.8908
B 249.678	2.5888	ppb	0.1571	6.1	143.254
Ba 389.178	0.5860	ppb	0.1932	33.0	-2.0222
Be 313.042	0.0555	ppb	0.0013	2.3	-156.111
Ca 370.602	31.88	ppb	18.65	58.5	59.47
Cd 226.502	0.1267	ppb	0.1033	81.5	20.5139
Co 228.615	0.2678	ppb	0.1697	63.4	9.4296
Cr 267.716	0.5474	ppb	0.1258	23.0	32.4096
Cu 324.754	0.1510	ppb	0.0246	16.3	192.864
Fe 271.441	7.8247	ppb	4.4512	56.9	29.2298
K 766.491	4.3068	ppb	0.3857	9.0	401.111
Mg 279.078	19.1513	ppb	10.8536	56.7	76.1621
Mn 257.610	0.7310	ppb	0.0771	10.5	194.447
Mo 202.032	0.0007	ppb	0.1122	16911.5	10.5647
Na 330.237	86.0376	ppb	69.8094	81.1	52.9742
Ni 231.604	1.3765	ppb	0.8394	61.0	0.3653
Pb 220.353	-0.6189	ppb	1.5448	249.6	26.1664
Sb 206.834	-4.6697	ppb	3.2605	69.8	-4.0016
Se 196.026	-9.4751	ppb	4.5090	47.6	2.0433
Sn 189.925	1.6414	ppb	2.1543	131.2	-13.1951
Sr 216.596	0.1639	ppb	0.2970	181.2	16.7620
Ti 334.941	0.2159	ppb	0.0629	29.1	-2.3827
Tl 190.794	-0.7125	ppb	3.8127	535.1	-10.0756
V 292.401	0.5961	ppb	0.1920	32.2	-3.9106
Zn 206.200	0.3441	ppb	0.5790	168.2	5.4098

E05302013.vvq. All Data Report 5/31/2013, 10:17:39 AM

mb 680-278184/1-a (Samp) 5/30/2013, 3:12:41 PM Rack 1, Tube 15

Weight: 1

Volume: 1

Dilution: 1

Label	Replicates Concentration		
Ag 328.068	-0.3445u	-0.0349u	-0.0128u
Al 308.215	25.6928	26.5788	25.5413
As 188.980	-0.6053u	-4.2464u	1.1590
B 249.678	5.2019	5.2728	4.5128
Ba 389.178	0.4806	-0.3589u	-0.0481u
Be 313.042	-0.0020u	0.0098	0.0056
Ca 370.602	57.86	56.20	54.46
Cd 226.502	0.1764	0.0526	-0.0404u
Co 228.615	-0.5787u	0.1281	0.1292
Cr 267.716	0.0491	0.0132	0.0225
Cu 324.754	-0.2163u	0.1798	-0.2181u
Fe 271.441	4.4652	7.5482	4.6903
K 766.491	3.1895	2.5701	2.9594
Mg 279.078	185.204	185.426	181.955
Mn 257.610	0.2338	0.2368	0.2576
Mo 202.032	-0.3129u	0.2018	-0.7945u
Na 330.237	20.7326	2.9048	26.1908
Ni 231.604	0.9226	-0.9110u	0.3518
Pb 220.353	0.3643	-2.3269u	-1.7319u
Sb 206.834	1.1782	-1.3366u	-5.1099u
Se 196.026	-2.5002u	-10.6460u	-8.0825u
Sn 189.925	1.0850	2.4013	7.6541
Sr 216.596	0.2854	0.4078	0.1699
Ti 334.941	0.0776	0.1309	0.0975
Tl 190.794	7.3507	-2.1152u	0.8609
V 292.401	0.1799	0.3165	0.1127
Zn 206.200	0.2981	0.1702	1.2534

Label	Sol'n Conc.	Units	SD	%RSD	Int. (c/s)
Ag 328.068	-0.1307	ppb	0.1854	141.9	-22.8257
Al 308.215	25.9376	ppb	0.5604	2.2	342.943
As 188.980	-1.2309	ppb	2.7565	223.9	-7.3423
B 249.678	4.9958	ppb	0.4198	8.4	176.060
Ba 389.178	0.0245	ppb	0.4244	1732.9	-12.1774
Be 313.042	0.0044	ppb	0.0060	134.6	-246.874
Ca 370.602	56.18	ppb	1.699	3.0	107.3
Cd 226.502	0.0628	ppb	0.1088	173.1	18.4039
Co 228.615	-0.1072	ppb	0.4084	381.1	5.1154
Cr 267.716	0.0283	ppb	0.0187	65.9	8.4081
Cu 324.754	-0.0849	ppb	0.2292	270.0	179.805
Fe 271.441	5.5679	ppb	1.7187	30.9	25.6403
K 766.491	2.9063	ppb	0.3131	10.8	353.896
Mg 279.078	184.195	ppb	1.9431	1.1	427.413
Mn 257.610	0.2428	ppb	0.0130	5.3	86.3603
Mo 202.032	-0.3019	ppb	0.4983	165.1	8.5142
Na 330.237	16.6094	ppb	12.1782	73.3	49.7152
Ni 231.604	0.1211	ppb	0.9383	774.7	-2.9296
Pb 220.353	-1.2315	ppb	1.4137	114.8	25.2582
Sb 206.834	-1.7561	ppb	3.1650	180.2	-1.1347
Se 196.026	-7.0762	ppb	4.1651	58.9	3.1484
Sn 189.925	3.7135	ppb	3.4756	93.6	-11.4668
Sr 216.596	0.2877	ppb	0.1190	41.3	18.0755
Ti 334.941	0.1020	ppb	0.0269	26.4	-31.3122
Tl 190.794	2.0321	ppb	4.8404	238.2	-8.7394
V 292.401	0.2030	ppb	0.1038	51.1	-13.4249
Zn 206.200	0.5739	ppb	0.5919	103.1	5.7074

E05302013.vvq. All Data Report 5/31/2013, 10:17:39 AM

ics 680-278184/2-a (Samp) 5/30/2013, 3:17:15 PM Rack 1, Tube 16
 Weight: 1 Volume: 1 Dilution: 1

Label	Replicates Concentration		
Ag 328.068	49.8707	50.6922	50.3607
Al 308.215	4909.99	4949.69	4903.48
As 188.980	106.252	100.968	107.161
B 249.678	192.894	195.164	194.359
Ba 389.178	101.291	102.236	101.066
Be 313.042	51.1879	51.6601	51.2920
Ca 370.602	4961	5019	4959
Cd 226.502	50.8677	51.8125	51.1686
Co 228.615	50.3644	52.0181	51.1919
Cr 267.716	102.283	103.363	102.357
Cu 324.754	102.445	102.638	102.122
Fe 271.441	4953.32	4994.14	4971.77
K 766.491	4958.13	5004.32	4948.83
Mg 279.078	4976.64	5019.10	4977.14
Mn 257.610	524.733	529.044	524.276
Mo 202.032	102.964	103.106	102.385
Na 330.237	5012.46	4875.84	4839.06
Ni 231.604	101.939	103.033	101.374
Pb 220.353	51.0495	47.2381	49.9825
Sb 206.834	43.6967	44.5411	49.0329
Se 196.026	107.264	99.9724	107.410
Sn 189.925	209.921	214.789	212.479
Sr 216.596	100.650	101.338	101.127
Ti 334.941	100.445	101.477	100.657
Tl 190.794	45.6719	37.5744	48.5072
V 292.401	102.142	102.192	101.851
Zn 206.200	100.941	102.226	101.551

Label	Sol'n Conc.	Units	SD	%RSD	Int. (c/s)
Ag 328.068	50.3079	ppb	0.4133	0.8	3637.19
Al 308.215	4921.05	ppb	25.0122	0.5	30573.9
As 188.980	104.793	ppb	3.3442	3.2	46.3240
B 249.678	194.139	ppb	1.1508	0.6	2744.21
Ba 389.178	101.531	ppb	0.6209	0.6	1902.38
Be 313.042	51.3800	ppb	0.2481	0.5	91087.5
Ca 370.602	4980	ppb	34.30	0.7	9586
Cd 226.502	51.2829	ppb	0.4826	0.9	1720.97
Co 228.615	51.1915	ppb	0.8268	1.6	595.476
Cr 267.716	102.668	ppb	0.6034	0.6	4756.70
Cu 324.754	102.402	ppb	0.2607	0.3	5854.04
Fe 271.441	4973.08	ppb	20.4417	0.4	7830.78
K 766.491	4970.42	ppb	29.7183	0.6	167825
Mg 279.078	4990.96	ppb	24.3725	0.5	10648.2
Mn 257.610	526.018	ppb	2.6307	0.5	117922
Mo 202.032	102.818	ppb	0.3823	0.4	707.292
Na 330.237	4909.12	ppb	91.3662	1.9	276.218
Ni 231.604	102.115	ppb	0.8436	0.8	264.825
Pb 220.353	49.4234	ppb	1.9663	4.0	100.509
Sb 206.834	45.7569	ppb	2.8684	6.3	45.7878
Se 196.026	104.882	ppb	4.2527	4.1	54.7883
Sn 189.925	212.396	ppb	2.4352	1.1	162.606
Sr 216.596	101.038	ppb	0.3526	0.3	1076.62
Ti 334.941	100.860	ppb	0.5449	0.5	26183.6
Tl 190.794	43.9178	ppb	5.6735	12.9	11.4574
V 292.401	102.062	ppb	0.1840	0.2	2451.54
Zn 206.200	101.573	ppb	0.6428	0.6	125.503

E05302013.vvq. All Data Report 5/31/2013, 10:17:39 AM

680-90622-b-13-a (Samp) **5/30/2013, 3:21:49 PM** **Rack 1, Tube 17**
Weight: 1 **Volume: 1** **Dilution: 1**

Label	Replicates Concentration		
Ag 328.068	0.9824	0.8503	-0.2036
Al 308.215	115112	118611	113301
As 188.980	215.385	216.947	201.470
B 249.678	90.5953	92.6257	89.0194
Ba 389.178	2043.17	2103.38	2012.95
Be 313.042	16.6701	17.2576	16.4169
Ca 370.602	253266	259993	247794
Cd 226.502	8.5452	8.7632	7.4674
Co 228.615	81.5887	84.6282	81.0821
Cr 267.716	319.242	328.617	314.218
Cu 324.754	420.687	434.970	414.625
Fe 271.441	314655	323878	309687
K 766.491	14685.4	15082.4	14584.2
Mg 279.078	46661.3	47985.9	45886.3
Mn 257.610	9532.52	9757.30	9345.36
Mo 202.032	14.0136	15.0350	14.4757
Na 330.237	1821.81u	1805.56u	1923.95u
Ni 231.604	102.884	105.896	100.612
Pb 220.353	2059.69	2122.45	2026.37
Sb 206.834	41.6455	40.6186	45.6358
Se 196.026	7.9414	6.2570	11.3825
Sn 189.925	73.8312	75.0487	71.2268
Sr 216.596	627.333	649.417	619.476
Ti 334.941	1930.08	1984.92	1901.65
Tl 190.794	21.0097u	21.0780u	27.1896
V 292.401	379.776	391.933	374.048
Zn 206.200	4151.21	4256.59	4080.64

Label	Sol'n Conc.	Units	SD	%RSD	Int. (c/s)
Ag 328.068	0.5430	ppb	0.6500	119.7	41.0397
Al 308.215	115675	ppb	2699.49	2.3	714823
As 188.980	211.267	ppb	8.5203	4.0	98.6533
B 249.678	90.7468	ppb	1.8079	2.0	744.508
Ba 389.178	2053.17	ppb	46.0374	2.2	38842.0
Be 313.042	16.7815	ppb	0.4313	2.6	29650.8
Ca 370.602	253685	ppb	6110	2.4	484028
Cd 226.502	8.2586	ppb	0.6938	8.4	1052.33
Co 228.615	82.4330	ppb	1.9179	2.3	1010.30
Cr 267.716	320.692	ppb	7.3083	2.3	14948.6
Cu 324.754	423.428	ppb	10.4457	2.5	23712.6
Fe 271.441	316073	ppb	7200.96	2.3	496208
K 766.491	14784.0	ppb	263.343	1.8	498674
Mg 279.078	46844.5	ppb	1061.73	2.3	99599.9
Mn 257.610	9545.06	ppb	206.256	2.2	2139528
Mo 202.032	14.5081	ppb	0.5115	3.5	93.4301
Na 330.237	1850.44	ppb	64.1757	3.5	-13.3005
Ni 231.604	103.131	ppb	2.6505	2.6	273.917
Pb 220.353	2069.50	ppb	48.7860	2.4	3114.26
Sb 206.834	42.6333	ppb	2.6504	6.2	52.4128
Se 196.026	8.5270	ppb	2.6124	30.6	8.6502
Sn 189.925	73.3689	ppb	1.9524	2.7	46.7335
Sr 216.596	632.075	ppb	15.5239	2.5	6941.17
Ti 334.941	1938.88	ppb	42.3295	2.2	504235
Tl 190.794	23.0924	ppb	3.5484	15.4	-10.3214
V 292.401	381.919	ppb	9.1330	2.4	9304.62
Zn 206.200	4162.82	ppb	88.5484	2.1	5268.06

E05302013.vvq. All Data Report 5/31/2013, 10:17:39 AM

680-90622-b-13-aSD^5 (Samp) 5/30/2013, 3:26:24 PM Rack 1, Tube 18**Weight: 1****Volume: 1****Dilution: 1**

Label	Replicates Concentration		
Ag 328.068	-0.0635u	0.0074	-0.2641u
Al 308.215	25799.6	25516.7	25339.1
As 188.980	54.4366	49.2333	51.8494
B 249.678	23.5035	23.4099	22.0680
Ba 389.178	471.021	466.331	464.386
Be 313.042	3.8735	3.8479	3.8199
Ca 370.602	58095	57461	56866
Cd 226.502	1.6894	1.7223	1.7101
Co 228.615	18.9702	19.3318	18.6832
Cr 267.716	74.0862	73.9878	73.4786
Cu 324.754	91.9764	92.2952	90.2253
Fe 271.441	73239.4	72452.3	72009.6
K 766.491	2764.88	2728.51	2719.39
Mg 279.078	10905.8	10795.5	10734.7
Mn 257.610	2300.36	2276.19	2260.85
Mo 202.032	3.0575	2.5692	3.0229
Na 330.237	587.155u	239.063u	568.876u
Ni 231.604	24.9579	24.7339	22.7064
Pb 220.353	493.210	479.615	477.238
Sb 206.834	8.1835	4.6299	10.0558
Se 196.026	1.0198	5.1521	6.3711
Sn 189.925	18.5231	21.4036	20.7345
Sr 216.596	147.168	145.315	145.025
Ti 334.941	442.419	438.131	434.589
Tl 190.794	8.9535	7.4432	6.7141
V 292.401	88.5798	87.8356	87.5560
Zn 206.200	982.926	972.321	967.857

Label	Sol'n Conc.	Units	SD	%RSD	Int. (c/s)
Ag 328.068	-0.1067	ppb	0.1408	132.0	-17.2845
Al 308.215	25551.8	ppb	232.235	0.9	158041
As 188.980	51.8398	ppb	2.6017	5.0	19.1541
B 249.678	22.9938	ppb	0.8031	3.5	283.549
Ba 389.178	467.246	ppb	3.4111	0.7	8830.35
Be 313.042	3.8471	ppb	0.0268	0.7	6600.87
Ca 370.602	57474	ppb	614.6	1.1	109611
Cd 226.502	1.7073	ppb	0.0166	1.0	247.945
Co 228.615	18.9951	ppb	0.3250	1.7	237.499
Cr 267.716	73.8509	ppb	0.3261	0.4	3448.17
Cu 324.754	91.4989	ppb	1.1145	1.2	5270.05
Fe 271.441	72567.1	ppb	622.913	0.9	113937
K 766.491	2737.59	ppb	24.0635	0.9	92549.2
Mg 279.078	10812.0	ppb	86.7340	0.8	23014.6
Mn 257.610	2279.13	ppb	19.9182	0.9	510881
Mo 202.032	2.8832	ppb	0.2725	9.5	26.5511
Na 330.237	465.031	ppb	195.908	42.1	36.3039
Ni 231.604	24.1327	ppb	1.2403	5.1	61.5801
Pb 220.353	483.354	ppb	8.6177	1.8	748.087
Sb 206.834	7.6231	ppb	2.7560	36.2	10.3643
Se 196.026	4.1810	ppb	2.8047	67.1	7.9676
Sn 189.925	20.2204	ppb	1.5075	7.5	2.3247
Sr 216.596	145.836	ppb	1.1627	0.8	1612.74
Ti 334.941	438.380	ppb	3.9209	0.9	113963
Tl 190.794	7.7036	ppb	1.1422	14.8	-8.7149
V 292.401	87.9905	ppb	0.5291	0.6	2129.48
Zn 206.200	974.368	ppb	7.7402	0.8	1260.27

E05302013.vvq. All Data Report 5/31/2013, 10:17:39 AM

680-90622-b-13-aPDS (Samp) 5/30/2013, 3:31:10 PM Rack 1, Tube 19**Weight: 1****Volume: 1****Dilution: 1**

Label	Replicates Concentration		
Ag 328.068	52.0845	51.3551	51.5907
Al 308.215	114769	114531	115274
As 188.980	2438.11	2430.50	2434.89
B 249.678	1112.47	1118.07	1126.23
Ba 389.178	3973.19	3972.43	3993.48
Be 313.042	66.0213	66.0100	66.2638
Ca 370.602	251947	252549	252105
Cd 226.502	56.5064	56.4435	56.7550
Co 228.615	579.230	577.414	575.005
Cr 267.716	511.124	510.451	513.101
Cu 324.754	678.284	679.241	675.385
Fe 271.441	308150	308033	309559
K 766.491	20394.9	20375.2	20528.7
Mg 279.078	50746.8	50728.4	50894.7
Mn 257.610	9817.16	9773.55	9783.21
Mo 202.032	541.648	540.977	545.361
Na 330.237	7391.96	7459.64	7536.55
Ni 231.604	588.660	589.515	592.060
Pb 220.353	2510.63	2517.94	2523.65
Sb 206.834	542.230	534.069	540.627
Se 196.026	2136.63	2126.74	2126.81
Sn 189.925	1076.04	1079.53	1067.93
Sr 216.596	1114.21	1114.97	1119.38
Ti 334.941	2808.47	2826.19	2841.55
Tl 190.794	2042.55	2009.16	2034.89
V 292.401	871.795	873.056	876.808
Zn 206.200	4520.97	4500.37	4529.95

Label	Sol'n Conc.	Units	SD	%RSD	Int. (c/s)
Ag 328.068	51.6768	ppb	0.3723	0.7	3736.14
Al 308.215	114858	ppb	379.357	0.3	709701
As 188.980	2434.50	ppb	3.8181	0.2	1224.41
B 249.678	1118.92	ppb	6.9179	0.6	14770.3
Ba 389.178	3979.70	ppb	11.9408	0.3	74870.2
Be 313.042	66.0984	ppb	0.1434	0.2	117245
Ca 370.602	252200	ppb	311.9	0.1	481780
Cd 226.502	56.5683	ppb	0.1647	0.3	2628.84
Co 228.615	577.217	ppb	2.1195	0.4	6711.59
Cr 267.716	511.559	ppb	1.3772	0.3	23770.3
Cu 324.754	677.637	ppb	2.0077	0.3	37786.2
Fe 271.441	308581	ppb	849.218	0.3	484509
K 766.491	20432.9	ppb	83.5552	0.4	689117
Mg 279.078	50790.0	ppb	91.1842	0.2	107992
Mn 257.610	9791.31	ppb	22.9039	0.2	2194704
Mo 202.032	542.662	ppb	2.3614	0.4	3673.97
Na 330.237	7462.71	ppb	72.3419	1.0	244.341
Ni 231.604	590.078	ppb	1.7686	0.3	1551.06
Pb 220.353	2517.41	ppb	6.5275	0.3	3776.71
Sb 206.834	538.975	ppb	4.3237	0.8	536.433
Se 196.026	2130.06	ppb	5.6905	0.3	986.201
Sn 189.925	1074.50	ppb	5.9528	0.6	881.813
Sr 216.596	1116.19	ppb	2.7920	0.3	11997.5
Ti 334.941	2825.40	ppb	16.5559	0.6	734723
Tl 190.794	2028.87	ppb	17.4893	0.9	967.255
V 292.401	873.886	ppb	2.6077	0.3	21225.7
Zn 206.200	4517.10	ppb	15.1660	0.3	5823.67

E05302013.vvq. All Data Report 5/31/2013, 10:17:39 AM

680-90622-b-13-b ms (Samp) 5/30/2013, 3:35:45 PM Rack 1, Tube 20**Weight: 1****Volume: 1****Dilution: 1**

Label	Replicates Concentration		
Ag 328.068	48.2251	48.2659	48.5191
Al 308.215	115655	115870	115790
As 188.980	328.039	330.122	338.760
B 249.678	264.155	262.911	262.370
Ba 389.178	2503.27	2506.74	2502.80
Be 313.042	63.6844	63.8163	63.5039
Ca 370.602	208692	208546	207995
Cd 226.502	56.8778	57.5183	57.5223
Co 228.615	138.942	139.455	139.567
Cr 267.716	423.806	425.516	424.499
Cu 324.754	568.869	568.042	570.240
Fe 271.441	311553	312787	312511
K 766.491	20272.9	20312.2	20265.6
Mg 279.078	50449.1	50533.3	50539.5
Mn 257.610	12537.2	12541.1	12569.6
Mo 202.032	108.427	108.207	108.745
Na 330.237	6813.53	6909.96	7006.00
Ni 231.604	204.966	204.915	204.402
Pb 220.353	2420.04	2414.79	2420.63
Sb 206.834	87.7050	81.9592	88.3552
Se 196.026	100.895	110.188	95.6698
Sn 189.925	262.298	257.882	260.425
Sr 216.596	748.800	750.539	750.271
Ti 334.941	2020.87	2026.52	2023.04
Tl 190.794	71.0352	59.5853	60.2475
V 292.401	426.860	428.444	427.223
Zn 206.200	5492.55	5493.58	5512.44

Label	Sol'n Conc.	Units	SD	%RSD	Int. (c/s)
Ag 328.068	48.3367	ppb	0.1593	0.3	3519.01
Al 308.215	115771	ppb	108.454	0.1	715416
As 188.980	332.307	ppb	5.6847	1.7	159.957
B 249.678	263.145	ppb	0.9150	0.3	3101.09
Ba 389.178	2504.27	ppb	2.1555	0.1	47281.1
Be 313.042	63.6682	ppb	0.1568	0.2	112989
Ca 370.602	208411	ppb	367.9	0.2	395277
Cd 226.502	57.3061	ppb	0.3710	0.6	2662.05
Co 228.615	139.321	ppb	0.3330	0.2	1664.63
Cr 267.716	424.607	ppb	0.8604	0.2	19764.6
Cu 324.754	569.050	ppb	1.1102	0.2	31771.0
Fe 271.441	312283	ppb	647.544	0.2	490266
K 766.491	20283.6	ppb	25.0783	0.1	684081
Mg 279.078	50507.3	ppb	50.5234	0.1	107346
Mn 257.610	12549.3	ppb	17.6776	0.1	2812558
Mo 202.032	108.460	ppb	0.2704	0.2	730.552
Na 330.237	6909.83	ppb	96.2331	1.4	206.787
Ni 231.604	204.761	ppb	0.3115	0.2	540.521
Pb 220.353	2418.49	ppb	3.2132	0.1	3631.83
Sb 206.834	86.0065	ppb	3.5200	4.1	95.1515
Se 196.026	102.251	ppb	7.3536	7.2	52.5677
Sn 189.925	260.202	ppb	2.2165	0.9	202.560
Sr 216.596	749.870	ppb	0.9366	0.1	8166.12
Ti 334.941	2023.48	ppb	2.8463	0.1	526241
Tl 190.794	63.6227	ppb	6.4279	10.1	8.9232
V 292.401	427.509	ppb	0.8300	0.2	10398.5
Zn 206.200	5499.52	ppb	11.1970	0.2	7089.24

E05302013.vvq. All Data Report 5/31/2013, 10:17:39 AM

680-90622-b-13-c msd (Samp) 5/30/2013, 3:40:21 PM Rack 1, Tube 21**Weight: 1****Volume: 1****Dilution: 1**

Label	Replicates Concentration		
Ag 328.068	48.9732	47.5725	48.0414
Al 308.215	131982	132004	132707
As 188.980	317.371	319.600	323.237
B 249.678	280.912	282.381	284.285
Ba 389.178	2383.70	2382.71	2397.04
Be 313.042	66.2700	66.4474	66.8009
Ca 370.602	282320	279187	280192
Cd 226.502	54.6752	55.5894	55.6564
Co 228.615	122.467	122.076	123.210
Cr 267.716	409.093	409.068	411.758
Cu 324.754	501.748	507.939	505.756
Fe 271.441	279781	280340	281425
K 766.491	24498.7	24573.6	24658.8
Mg 279.078	55462.8	55571.9	55791.0
Mn 257.610	10612.1	10630.8	10644.8
Mo 202.032	106.362	107.300	107.300
Na 330.237	7059.06	6973.77	7140.49
Ni 231.604	194.471	192.008	192.754
Pb 220.353	2225.39	2229.14	2225.30
Sb 206.834	72.4353	71.7005	64.7247
Se 196.026	102.185	99.6991	106.958
Sn 189.925	247.023	247.796	250.480
Sr 216.596	797.338	799.624	800.055
Ti 334.941	2258.56	2265.56	2280.09
Tl 190.794	50.4593	54.7356	68.2673
V 292.401	420.332	422.369	422.701
Zn 206.200	4207.85	4206.51	4204.16

Label	Sol'n Conc.	Units	SD	%RSD	Int. (c/s)
Ag 328.068	48.1957	ppb	0.7130	1.5	3498.24
Al 308.215	132231	ppb	412.113	0.3	817115
As 188.980	320.069	ppb	2.9607	0.9	154.145
B 249.678	282.526	ppb	1.6912	0.6	3425.54
Ba 389.178	2387.82	ppb	8.0067	0.3	45077.8
Be 313.042	66.5061	ppb	0.2703	0.4	118062
Ca 370.602	280566	ppb	1600	0.6	538766
Cd 226.502	55.3070	ppb	0.5482	1.0	2519.45
Co 228.615	122.584	ppb	0.5758	0.5	1476.32
Cr 267.716	409.973	ppb	1.5460	0.4	19073.4
Cu 324.754	505.148	ppb	3.1403	0.6	28224.9
Fe 271.441	280515	ppb	835.973	0.3	440394
K 766.491	24577.0	ppb	80.1188	0.3	828828
Mg 279.078	55608.6	ppb	167.108	0.3	118223
Mn 257.610	10629.2	ppb	16.4056	0.2	2382375
Mo 202.032	106.988	ppb	0.5417	0.5	722.070
Na 330.237	7057.77	ppb	83.3674	1.2	239.039
Ni 231.604	193.078	ppb	1.2632	0.7	509.229
Pb 220.353	2226.61	ppb	2.1922	0.1	3344.61
Sb 206.834	69.6202	ppb	4.2555	6.1	78.2187
Se 196.026	102.948	ppb	3.6891	3.6	52.8366
Sn 189.925	248.433	ppb	1.8145	0.7	192.775
Sr 216.596	799.006	ppb	1.4600	0.2	8661.36
Ti 334.941	2268.07	ppb	10.9815	0.5	589848
Tl 190.794	57.8207	ppb	9.2963	16.1	7.5031
V 292.401	421.801	ppb	1.2824	0.3	10263.6
Zn 206.200	4206.17	ppb	1.8678	0.0	5423.30

E05302013.vvq. All Data Report 5/31/2013, 10:17:39 AM

680-90622-a-14-a (Samp) **5/30/2013, 3:44:57 PM** **Rack 1, Tube 22**
Weight: 1 **Volume: 1** **Dilution: 1**

Label	Replicates Concentration		
Ag 328.068	0.1890	-0.4203u	0.1741
Al 308.215	123289	124013	124522
As 188.980	225.770	233.269	233.980
B 249.678	100.984	101.964	100.347
Ba 389.178	2380.92	2387.62	2404.24
Be 313.042	18.0232	18.0925	18.1263
Ca 370.602	213019	212017	215134
Cd 226.502	11.1071	11.3912	11.5109
Co 228.615	104.452	105.203	106.044
Cr 267.716	379.274	380.763	382.867
Cu 324.754	501.211	495.947	501.140
Fe 271.441	326998	328014	329945
K 766.491	25410.6	25359.8	25472.0
Mg 279.078	43871.4	44174.9	44250.9
Mn 257.610	12395.1	12504.6	12542.0
Mo 202.032	17.4557	17.7423	17.2241
Na 330.237	2261.82u	2100.56u	1808.01u
Ni 231.604	124.303	124.090	126.043
Pb 220.353	2858.57	2875.57	2890.31
Sb 206.834	151.627	166.830	155.866
Se 196.026	2.7808	12.0886	27.0752
Sn 189.925	95.1559	101.016	95.8535
Sr 216.596	603.205	604.803	609.346
Ti 334.941	2201.17	2198.93	2212.38
Tl 190.794	16.4610u	22.8474u	15.0674u
V 292.401	352.937	354.448	356.629
Zn 206.200	5290.17	5319.94	5346.58

Label	Sol'n Conc.	Units	SD	%RSD	Int. (c/s)
Ag 328.068	-0.0191	ppb	0.3476	1820.3	14.3269
Al 308.215	123941	ppb	619.987	0.5	765903
As 188.980	231.006	ppb	4.5488	2.0	108.616
B 249.678	101.098	ppb	0.8143	0.8	862.329
Ba 389.178	2390.93	ppb	12.0033	0.5	45165.9
Be 313.042	18.0807	ppb	0.0526	0.3	31947.4
Ca 370.602	213390	ppb	1591	0.7	404334
Cd 226.502	11.3364	ppb	0.2074	1.8	1183.47
Co 228.615	105.233	ppb	0.7966	0.8	1279.27
Cr 267.716	380.968	ppb	1.8048	0.5	17751.5
Cu 324.754	499.433	ppb	3.0190	0.6	27922.3
Fe 271.441	328319	ppb	1496.82	0.5	515434
K 766.491	25414.1	ppb	56.2105	0.2	857049
Mg 279.078	44099.1	ppb	200.787	0.5	93709.3
Mn 257.610	12480.6	ppb	76.3820	0.6	2797155
Mo 202.032	17.4741	ppb	0.2596	1.5	113.014
Na 330.237	2056.80	ppb	230.046	11.2	-23.4936
Ni 231.604	124.812	ppb	1.0715	0.9	331.044
Pb 220.353	2874.82	ppb	15.8849	0.6	4309.28
Sb 206.834	158.107	ppb	7.8453	5.0	166.845
Se 196.026	13.9815	ppb	12.2573	87.7	11.6883
Sn 189.925	97.3418	ppb	3.2009	3.3	66.7131
Sr 216.596	605.785	ppb	3.1861	0.5	6671.72
Ti 334.941	2204.16	ppb	7.2067	0.3	573190
Tl 190.794	18.1253	ppb	4.1484	22.9	-13.7631
V 292.401	354.672	ppb	1.8564	0.5	8640.51
Zn 206.200	5318.90	ppb	28.2190	0.5	6856.89

E05302013.wvq. All Data Report 5/31/2013, 10:17:39 AM

680-90622-b-20-a (Samp) 5/30/2013, 3:49:32 PM Rack 1, Tube 23**Weight: 1****Volume: 1****Dilution: 1**

Label	Replicates Concentration		
Ag 328.068	-0.1219	0.5773	0.0415
Al 308.215	111392	111227	111371
As 188.980	216.687	215.543	216.904
B 249.678	66.9623	65.4416	65.7689
Ba 389.178	2772.89	2765.61	2768.43
Be 313.042	11.9002	11.8710	11.8808
Ca 370.602	228004	226679	227172
Cd 226.502	27.9129	27.3666	27.7997
Co 228.615	82.2210	82.5761	84.2881
Cr 267.716	481.952	481.873	481.272
Cu 324.754	1078.88	1065.31	1059.82
Fe 271.441	301438	300813	301154
K 766.491	11642.3	11622.1	11651.1
Mg 279.078	100418	100137	100361
Mn 257.610	12168.0	12136.4	12134.4
Mo 202.032	25.4144	25.9990	25.5779
Na 330.237	314.718u	219.885u	518.926u
Ni 231.604	164.973	165.546	164.762
Pb 220.353	3133.60	3125.93	3133.29
Sb 206.834	17.6990	12.7142	14.6161
Se 196.026	2.8312	4.4464	8.5407
Sn 189.925	122.136	112.055	108.439
Sr 216.596	357.885	355.987	357.373
Ti 334.941	1478.91	1478.13	1481.38
Tl 190.794	30.6411	28.2977	17.8127u
V 292.401	425.789	424.744	425.603
Zn 206.200	7513.44	7481.69	7484.28

Label	Sol'n Conc.	Units	SD	%RSD	Int. (c/s)
Ag 328.068	0.1656	ppb	0.3657	220.9	36.6985
Al 308.215	111330	ppb	89.8652	0.1	687972
As 188.980	216.378	ppb	0.7310	0.3	101.323
B 249.678	66.0576	ppb	0.8004	1.2	436.412
Ba 389.178	2768.98	ppb	3.6699	0.1	52322.9
Be 313.042	11.8840	ppb	0.0148	0.1	20928.0
Ca 370.602	227285	ppb	669.4	0.3	432749
Cd 226.502	27.6931	ppb	0.2883	1.0	1658.33
Co 228.615	83.0284	ppb	1.1053	1.3	1006.53
Cr 267.716	481.699	ppb	0.3718	0.1	22399.4
Cu 324.754	1068.00	ppb	9.8067	0.9	59371.9
Fe 271.441	301135	ppb	312.921	0.1	472758
K 766.491	11638.5	ppb	14.8640	0.1	392627
Mg 279.078	100305	ppb	148.698	0.1	213332
Mn 257.610	12146.3	ppb	18.8607	0.2	2722634
Mo 202.032	25.6638	ppb	0.3016	1.2	169.694
Na 330.237	351.177	ppb	152.818	43.5	-123.033
Ni 231.604	165.093	ppb	0.4057	0.2	436.274
Pb 220.353	3130.94	ppb	4.3385	0.1	4687.78
Sb 206.834	15.0098	ppb	2.5156	16.8	26.1166
Se 196.026	5.2728	ppb	2.9431	55.8	7.9333
Sn 189.925	114.210	ppb	7.0984	6.2	80.7888
Sr 216.596	357.081	ppb	0.9818	0.3	4040.15
Ti 334.941	1479.48	ppb	1.6955	0.1	385023
Tl 190.794	25.5838	ppb	6.8312	26.7	-9.2233
V 292.401	425.378	ppb	0.5575	0.1	10349.3
Zn 206.200	7493.14	ppb	17.6299	0.2	9656.54

E05302013.vvq. All Data Report 5/31/2013, 10:17:39 AM

680-90622-b-21-a (Samp) 5/30/2013, 3:54:09 PM Rack 1, Tube 24

Weight: 1

Volume: 1

Dilution: 1

Label	Replicates Concentration		
Ag 328.068	0.9826	0.5331	0.6616
Al 308.215	121276	120864	121188
As 188.980	239.801	244.140	257.004
B 249.678	78.8729	79.1446	79.8976
Ba 389.178	3229.42	3218.90	3223.42
Be 313.042	13.9429	13.8908	13.9037
Ca 370.602	231593	230490	231845
Cd 226.502	28.3297	27.8709	27.9899
Co 228.615	88.8441	88.9228	88.5218
Cr 267.716	535.149	533.247	533.491
Cu 324.754	1141.96	1142.80	1130.85
Fe 271.441	352178	350961	351739
K 766.491	13123.2	13080.6	13066.9
Mg 279.078	101290	100999	101073
Mn 257.610	12776.9	12753.4	12811.1
Mo 202.032	31.5764	31.8878	31.0904
Na 330.237	743.029u	773.406u	541.017u
Ni 231.604	177.447	175.995	176.049
Pb 220.353	3837.61	3821.43	3847.91
Sb 206.834	21.2058	14.1019	15.5783
Se 196.026	9.2095	6.1892	15.1052
Sn 189.925	123.346	122.905	123.279
Sr 216.596	448.586	446.344	450.228
Ti 334.941	1803.82	1795.78	1796.14
Tl 190.794	32.8610	29.1871	33.9215
V 292.401	477.207	475.900	476.059
Zn 206.200	7629.21	7626.96	7622.00

Label	Sol'n Conc.	Units	SD	%RSD	Int. (c/s)
Ag 328.068	0.7258	ppb	0.2315	31.9	76.1913
Al 308.215	121109	ppb	217.124	0.2	748386
As 188.980	246.982	ppb	8.9465	3.6	116.494
B 249.678	79.3050	ppb	0.5308	0.7	521.038
Ba 389.178	3223.91	ppb	5.2754	0.2	60889.5
Be 313.042	13.9125	ppb	0.0271	0.2	24533.0
Ca 370.602	231310	ppb	720.5	0.3	438288
Cd 226.502	28.0635	ppb	0.2381	0.8	1792.49
Co 228.615	88.7629	ppb	0.2125	0.2	1081.45
Cr 267.716	533.962	ppb	1.0353	0.2	24830.4
Cu 324.754	1138.54	ppb	6.6686	0.6	63290.7
Fe 271.441	351626	ppb	616.391	0.2	552022
K 766.491	13090.2	ppb	29.3752	0.2	441571
Mg 279.078	101121	ppb	151.387	0.1	215064
Mn 257.610	12780.5	ppb	28.9860	0.2	2864844
Mo 202.032	31.5182	ppb	0.4018	1.3	206.930
Na 330.237	685.817	ppb	126.317	18.4	-124.019
Ni 231.604	176.497	ppb	0.8230	0.5	467.249
Pb 220.353	3835.65	ppb	13.3487	0.3	5735.57
Sb 206.834	16.9620	ppb	3.7487	22.1	29.5724
Se 196.026	10.1680	ppb	4.5346	44.6	9.7142
Sn 189.925	123.176	ppb	0.2376	0.2	88.2688
Sr 216.596	448.386	ppb	1.9498	0.4	5041.67
Ti 334.941	1798.58	ppb	4.5422	0.3	467990
Tl 190.794	31.9899	ppb	2.4845	7.8	-7.8075
V 292.401	476.389	ppb	0.7132	0.1	11594.3
Zn 206.200	7626.06	ppb	3.6898	0.0	9828.01

E05302013.wvq. All Data Report 5/31/2013, 10:17:39 AM

680-90622-b-27-a (Samp) 5/30/2013, 4:07:51 PM Rack 1, Tube 27**Weight: 1****Volume: 1****Dilution: 1**

Label	Replicates Concentration		
Ag 328.068	2.8542	3.1629	1.9478
Al 308.215	108842	108816	108782
As 188.980	318.946	303.313	317.204
B 249.678	62.6901	62.7223	61.2710
Ba 389.178	2824.83	2829.00	2826.59
Be 313.042	11.2926	11.3137	11.3043
Ca 370.602	71930	71733	71850
Cd 226.502	21.1235	21.1005	20.8753
Co 228.615	120.171	120.721	119.655
Cr 267.716	381.911	382.320	381.043
Cu 324.754	794.938	789.010	795.169
Fe 271.441	408349	410134	410557
K 766.491	11744.6	11746.9	11760.4
Mg 279.078	10871.3	10877.7	10870.3
Mn 257.610	18575.2	18576.4	18540.8
Mo 202.032	38.4921	37.8291	38.7338
Na 330.237	1077.86u	981.816u	1137.74u
Ni 231.604	184.724	180.702	180.864
Pb 220.353	3295.31	3289.75	3285.83
Sb 206.834	23.5057	31.7670	27.0166
Se 196.026	8.9778	7.5576	8.1011
Sn 189.925	221.416	232.633	224.918
Sr 216.596	515.201	517.251	514.753
Ti 334.941	1864.77	1868.64	1867.32
Tl 190.794	45.8356	44.9053	38.5008
V 292.401	364.891	366.326	365.249
Zn 206.200	7720.40	7713.37	7689.86

Label	Sol'n Conc.	Units	SD	%RSD	Int. (c/s)
Ag 328.068	2.6550	ppb	0.6316	23.8	239.727
Al 308.215	108813	ppb	30.4006	0.0	672430
As 188.980	313.154	ppb	8.5670	2.7	149.437
B 249.678	62.2278	ppb	0.8288	1.3	178.041
Ba 389.178	2826.81	ppb	2.0931	0.1	53340.0
Be 313.042	11.3036	ppb	0.0106	0.1	19843.3
Ca 370.602	71837	ppb	99.39	0.1	121984
Cd 226.502	21.0331	ppb	0.1371	0.7	1699.60
Co 228.615	120.182	ppb	0.5331	0.4	1445.89
Cr 267.716	381.758	ppb	0.6520	0.2	17830.8
Cu 324.754	793.039	ppb	3.4908	0.4	44194.8
Fe 271.441	409680	ppb	1172.31	0.3	643159
K 766.491	11750.6	ppb	8.5349	0.1	396407
Mg 279.078	10873.1	ppb	4.0058	0.0	22918.3
Mn 257.610	18564.1	ppb	20.2363	0.1	4159937
Mo 202.032	38.3517	ppb	0.4684	1.2	250.734
Na 330.237	1065.81	ppb	78.6577	7.4	-123.383
Ni 231.604	182.097	ppb	2.2766	1.3	483.084
Pb 220.353	3290.30	ppb	4.7628	0.1	4931.95
Sb 206.834	27.4298	ppb	4.1461	15.1	39.7831
Se 196.026	8.2122	ppb	0.7166	8.7	9.4294
Sn 189.925	226.322	ppb	5.7385	2.5	174.236
Sr 216.596	515.735	ppb	1.3319	0.3	5781.98
Ti 334.941	1866.91	ppb	1.9653	0.1	485382
Tl 190.794	43.0806	ppb	3.9934	9.3	-5.5169
V 292.401	365.489	ppb	0.7469	0.2	8896.17
Zn 206.200	7707.88	ppb	15.9911	0.2	9934.38

E05302013.vvq. All Data Report 5/31/2013, 10:17:39 AM

680-90622-a-40-a (Samp) 5/30/2013, 4:12:25 PM Rack 1, Tube 28

Weight: 1

Volume: 1

Dilution: 1

Label	Replicates Concentration		
Ag 328.068	4.9604	4.2982	4.9773
Al 308.215	96599.9	97315.8	96669.8
As 188.980	369.119	377.552	357.195
B 249.678	99.7624u	99.8201u	99.6629u
Ba 389.178	2409.28	2428.34	2416.24
Be 313.042	14.0366	14.1412	14.0465
Ca 370.602	164091	165690	165250
Cd 226.502	17.9947	18.2145	17.5478
Co 228.615	138.214	143.862	142.065
Cr 267.716	546.753	550.997	547.590
Cu 324.754	966.686	955.783	948.161
Fe 271.441	841108	842862	839287
K 766.491	13158.2	13187.9	13076.3
Mg 279.078	31088.8	31301.6	31155.9
Mn 257.610	19383.8	19509.5	19399.5
Mo 202.032	59.1924	58.5299	59.0176
Na 330.237	1440.81u	1419.52u	1616.69u
Ni 231.604	226.234	226.201	227.192
Pb 220.353	3159.11	3203.91	3195.73
Sb 206.834	3.9905	12.2988	4.2955
Se 196.026	0.6437u	4.0198u	10.0653u
Sn 189.925	191.540	193.540	188.297
Sr 216.596	511.199	515.640	510.011
Ti 334.941	1559.24	1569.32	1560.30
Tl 190.794	40.6430u	43.5357u	30.7387u
V 292.401	461.924	465.612	461.754
Zn 206.200	9625.20	9732.14	9705.46

Label	Sol'n Conc.	Units	SD	%RSD	Int. (c/s)
Ag 328.068	4.7453	ppb	0.3873	8.2	393.231
Al 308.215	96861.8	ppb	394.688	0.4	598571
As 188.980	367.955	ppb	10.2287	2.8	173.636
B 249.678	99.7485	ppb	0.0795	0.1	-129.642
Ba 389.178	2417.95	ppb	9.6468	0.4	46231.8
Be 313.042	14.0748	ppb	0.0578	0.4	24783.4
Ca 370.602	165011	ppb	826.0	0.5	283822
Cd 226.502	17.9190	ppb	0.3397	1.9	2638.09
Co 228.615	141.380	ppb	2.8855	2.0	1697.97
Cr 267.716	548.447	ppb	2.2482	0.4	25638.6
Cu 324.754	956.877	ppb	9.3107	1.0	53400.9
Fe 271.441	841086	ppb	1787.26	0.2	1320391
K 766.491	13140.8	ppb	57.8257	0.4	443275
Mg 279.078	31182.1	ppb	108.777	0.3	66208.6
Mn 257.610	19430.9	ppb	68.4857	0.4	4355429
Mo 202.032	58.9133	ppb	0.3433	0.6	369.746
Na 330.237	1492.34	ppb	108.216	7.3	-247.194
Ni 231.604	226.543	ppb	0.5629	0.2	608.667
Pb 220.353	3186.25	ppb	23.8576	0.7	4805.34
Sb 206.834	6.8616	ppb	4.7112	68.7	30.4465
Se 196.026	4.9096	ppb	4.7734	97.2	2.8078
Sn 189.925	191.126	ppb	2.6458	1.4	144.903
Sr 216.596	512.283	ppb	2.9666	0.6	6126.54
Ti 334.941	1562.96	ppb	5.5388	0.4	406493
Tl 190.794	38.3058	ppb	6.7110	17.5	-21.4801
V 292.401	463.097	ppb	2.1800	0.5	11261.8
Zn 206.200	9687.60	ppb	55.6624	0.6	12487.4

E05302013.vvq. All Data Report 5/31/2013, 10:17:39 AM

680-90622-a-41-a (Samp) 5/30/2013, 4:16:59 PM Rack 1, Tube 29

Weight: 1

Volume: 1

Dilution: 1

Label	Replicates Concentration		
Ag 328.068	2.6479	2.5350	2.5784
Al 308.215	99409.4	99908.7	99605.1
As 188.980	295.185	301.376	300.025
B 249.678	56.9297	57.1906	56.4996
Ba 389.178	2852.19	2869.47	2860.54
Be 313.042	10.2950	10.3744	10.3332
Ca 370.602	57368	57660	57476
Cd 226.502	20.8941	20.9382	20.3201
Co 228.615	112.240	112.319	113.029
Cr 267.716	329.298	331.468	330.897
Cu 324.754	825.072	825.758	832.645
Fe 271.441	354494	356034	355761
K 766.491	10887.6	10921.4	10932.0
Mg 279.078	9764.56	9832.10	9792.59
Mn 257.610	16771.2	16884.0	16793.0
Mo 202.032	29.3927	29.2417	30.3010
Na 330.237	851.962u	781.788u	669.909u
Ni 231.604	177.293	175.329	173.995
Pb 220.353	3389.18	3413.03	3381.65
Sb 206.834	46.4609	35.8564	42.9925
Se 196.026	17.2533	9.7379	16.1096
Sn 189.925	269.016	269.091	266.865
Sr 216.596	510.613	513.269	508.979
Ti 334.941	1575.39	1585.20	1580.93
Tl 190.794	33.5219	27.2471u	33.1072
V 292.401	324.978	327.542	325.487
Zn 206.200	7547.24	7610.20	7558.47

Label	Sol'n Conc.	Units	SD	%RSD	Int. (c/s)
Ag 328.068	2.5871	ppb	0.0569	2.2	227.246
Al 308.215	99641.0	ppb	251.603	0.3	615767
As 188.980	298.862	ppb	3.2552	1.1	142.564
B 249.678	56.8733	ppb	0.3489	0.6	208.085
Ba 389.178	2860.73	ppb	8.6454	0.3	53909.9
Be 313.042	10.3342	ppb	0.0397	0.4	18118.6
Ca 370.602	57501	ppb	147.7	0.3	96345
Cd 226.502	20.7175	ppb	0.3449	1.7	1558.23
Co 228.615	112.529	ppb	0.4345	0.4	1349.56
Cr 267.716	330.554	ppb	1.1244	0.3	15443.3
Cu 324.754	827.825	ppb	4.1884	0.5	46101.9
Fe 271.441	355430	ppb	821.460	0.2	557994
K 766.491	10913.7	ppb	23.1922	0.2	368192
Mg 279.078	9796.42	ppb	33.9306	0.3	20647.9
Mn 257.610	16816.1	ppb	59.8160	0.4	3768186
Mo 202.032	29.6451	ppb	0.5730	1.9	194.316
Na 330.237	767.886	ppb	91.8195	12.0	-119.734
Ni 231.604	175.539	ppb	1.6589	0.9	464.756
Pb 220.353	3394.62	ppb	16.3795	0.5	5083.16
Sb 206.834	41.7699	ppb	5.4069	12.9	52.3406
Se 196.026	14.3669	ppb	4.0494	28.2	12.5295
Sn 189.925	268.324	ppb	1.2642	0.5	209.267
Sr 216.596	510.954	ppb	2.1654	0.4	5683.78
Ti 334.941	1580.50	ppb	4.9199	0.3	410914
Tl 190.794	31.2921	ppb	3.5092	11.2	-9.1837
V 292.401	326.003	ppb	1.3576	0.4	7933.02
Zn 206.200	7571.97	ppb	33.5828	0.4	9759.03

E05302013.vvq. All Data Report 5/31/2013, 10:17:39 AM

680-90622-a-42-a (Samp) 5/30/2013, 4:21:34 PM Rack 1, Tube 30

Weight: 1

Volume: 1

Dilution: 1

Label	Replicates Concentration		
Ag 328.068	0.5482	0.4508	0.3166
Al 308.215	125011	127427	127554
As 188.980	262.422	258.051	261.555
B 249.678	69.7097	70.1823	70.1303
Ba 389.178	3308.06	3369.04	3374.45
Be 313.042	14.4030	14.6616	14.6577
Ca 370.602	231103	235575	235390
Cd 226.502	27.6877	27.8282	28.1679
Co 228.615	101.385	103.411	102.276
Cr 267.716	534.557	544.053	544.049
Cu 324.754	1143.05	1162.39	1163.12
Fe 271.441	378431	386168	385502
K 766.491	12576.3	12725.0	12759.6
Mg 279.078	100470	102436	102425
Mn 257.610	15232.8	15526.7	15566.4
Mo 202.032	37.1344	37.5811	36.7860
Na 330.237	562.131u	609.861u	612.354u
Ni 231.604	180.636	186.285	187.274
Pb 220.353	3273.98	3346.31	3353.84
Sb 206.834	12.1737	12.5498	13.5982
Se 196.026	3.7807	-1.9828u	17.4020
Sn 189.925	108.083	113.637	111.586
Sr 216.596	393.041	399.258	402.162
Ti 334.941	1676.26	1705.04	1705.49
Tl 190.794	33.9200	37.0687	20.1866u
V 292.401	552.176	562.195	561.135
Zn 206.200	7428.36	7565.57	7579.59

Label	Sol'n Conc.	Units	SD	%RSD	Int. (c/s)
Ag 328.068	0.4386	ppb	0.1163	26.5	69.6748
Al 308.215	126664	ppb	1432.73	1.1	782691
As 188.980	260.676	ppb	2.3145	0.9	123.217
B 249.678	70.0074	ppb	0.2591	0.4	334.046
Ba 389.178	3350.52	ppb	36.8627	1.1	63294.9
Be 313.042	14.5741	ppb	0.1482	1.0	25705.8
Ca 370.602	234023	ppb	2530	1.1	442069
Cd 226.502	27.8946	ppb	0.2469	0.9	1863.54
Co 228.615	102.357	ppb	1.0154	1.0	1236.62
Cr 267.716	540.886	ppb	5.4815	1.0	25168.0
Cu 324.754	1156.19	ppb	11.3853	1.0	64277.1
Fe 271.441	383367	ppb	4287.54	1.1	601851
K 766.491	12686.9	ppb	97.3509	0.8	427974
Mg 279.078	101777	ppb	1132.06	1.1	216422
Mn 257.610	15441.9	ppb	182.231	1.2	3461159
Mo 202.032	37.1671	ppb	0.3986	1.1	243.597
Na 330.237	594.782	ppb	28.3041	4.8	-135.262
Ni 231.604	184.732	ppb	3.5811	1.9	489.500
Pb 220.353	3324.71	ppb	44.0935	1.3	4980.51
Sb 206.834	12.7739	ppb	0.7382	5.8	26.1595
Se 196.026	6.4000	ppb	9.9543	155.5	8.2007
Sn 189.925	111.102	ppb	2.8084	2.5	78.1971
Sr 216.596	398.154	ppb	4.6597	1.2	4542.24
Ti 334.941	1695.60	ppb	16.7444	1.0	441224
Tl 190.794	30.3918	ppb	8.9771	29.5	-10.1442
V 292.401	558.502	ppb	5.5041	1.0	13594.0
Zn 206.200	7524.51	ppb	83.5627	1.1	9697.48

E05302013.vvq. All Data Report 5/31/2013, 10:17:39 AM

680-90622-a-43-a (Samp) 5/30/2013, 4:26:09 PM Rack 1, Tube 31

Weight: 1

Volume: 1

Dilution: 1

Label	Replicates Concentration		
Ag 328.068	0.8226	0.0155	1.3339
Al 308.215	121024	121277	120523
As 188.980	239.202	239.428	233.373
B 249.678	68.1544	70.0497	68.0901
Ba 389.178	2923.21	2928.29	2913.48
Be 313.042	13.9515	13.9702	13.9022
Ca 370.602	229179	228568	228204
Cd 226.502	27.0922	27.2067	27.1844
Co 228.615	86.1890	86.1801	86.3388
Cr 267.716	607.981	609.201	607.102
Cu 324.754	1131.16	1122.97	1126.78
Fe 271.441	364729	368390	366492
K 766.491	12180.6	12202.8	12176.3
Mg 279.078	103412	103645	103139
Mn 257.610	13038.4	13047.5	12988.1
Mo 202.032	27.4002	27.8046	27.9589
Na 330.237	953.316u	695.496u	926.404u
Ni 231.604	176.566	180.955	175.939
Pb 220.353	3414.70	3405.05	3386.45
Sb 206.834	13.1543	29.8304	19.5837
Se 196.026	17.0378	15.6375	6.2470
Sn 189.925	122.596	124.941	115.372
Sr 216.596	381.037	381.016	377.290
Ti 334.941	1699.80	1702.74	1695.36
Tl 190.794	16.9904u	19.2241u	19.5417u
V 292.401	526.511	527.736	524.701
Zn 206.200	6786.28	6793.90	6760.56

Label	Sol'n Conc.	Units	SD	%RSD	Int. (c/s)
Ag 328.068	0.7240	ppb	0.6647	91.8	80.3395
Al 308.215	120941	ppb	383.430	0.3	747340
As 188.980	237.334	ppb	3.4326	1.4	111.488
B 249.678	68.7647	ppb	1.1133	1.6	349.016
Ba 389.178	2921.66	ppb	7.5250	0.3	55259.6
Be 313.042	13.9413	ppb	0.0351	0.3	24581.5
Ca 370.602	228650	ppb	492.9	0.2	432294
Cd 226.502	27.1611	ppb	0.0607	0.2	1798.80
Co 228.615	86.2360	ppb	0.0891	0.1	1050.98
Cr 267.716	608.095	ppb	1.0540	0.2	28262.1
Cu 324.754	1126.97	ppb	4.1004	0.4	62655.0
Fe 271.441	366537	ppb	1830.82	0.5	575429
K 766.491	12186.5	ppb	14.2047	0.1	411104
Mg 279.078	103399	ppb	253.387	0.2	219912
Mn 257.610	13024.6	ppb	32.0123	0.2	2919604
Mo 202.032	27.7212	ppb	0.2885	1.0	180.397
Na 330.237	858.405	ppb	141.724	16.5	-108.264
Ni 231.604	177.820	ppb	2.7331	1.5	471.036
Pb 220.353	3402.07	ppb	14.3572	0.4	5093.79
Sb 206.834	20.8561	ppb	8.4106	40.3	34.4312
Se 196.026	12.9741	ppb	5.8677	45.2	10.8792
Sn 189.925	120.970	ppb	4.9871	4.1	86.4260
Sr 216.596	379.781	ppb	2.1574	0.6	4334.64
Ti 334.941	1699.30	ppb	3.7165	0.2	442191
Tl 190.794	18.5854	ppb	1.3904	7.5	-14.8480
V 292.401	526.316	ppb	1.5268	0.3	12807.5
Zn 206.200	6780.25	ppb	17.4702	0.3	8738.59

E05302013.vvq. All Data Report 5/31/2013, 10:17:39 AM

680-90599-a-2-a (Samp) 5/30/2013, 4:30:44 PM Rack 1, Tube 32

Weight: 1

Volume: 1

Dilution: 1

Label	Replicates Concentration		
Ag 328.068	-2.4034u	-1.8351u	-1.5959u
Al 308.215	153606	154160	154457
As 188.980	4.4348	4.3711	5.0721
B 249.678	7.9089u	7.6084u	7.4330u
Ba 389.178	904.250	906.832	907.400
Be 313.042	17.0025	17.0153	17.0073
Ca 370.602	1813u	1685u	1701u
Cd 226.502	-1.8093	-2.1408	-2.1918
Co 228.615	197.962	200.723	200.481
Cr 267.716	278.428	279.622	279.679
Cu 324.754	347.930	351.059	351.638
Fe 271.441	261143	262300	262144
K 766.491	41095.4x	41345.4x	41406.2x
Mg 279.078	55629.9	55704.5	55764.4
Mn 257.610	8414.58	8478.59	8429.87
Mo 202.032	3.8314	4.2362	4.5757
Na 330.237	695.198u	848.928u	975.762u
Ni 231.604	116.567	116.498	117.828
Pb 220.353	72.2782	72.4258	68.0741
Sb 206.834	2.4144	-5.8564	1.3837
Se 196.026	-1.1875u	-0.6076u	2.2593u
Sn 189.925	23.4385	21.5233	18.9178
Sr 216.596	13.2980	12.2474	13.0210
Ti 334.941	10055.7	10127.2	10113.2
Tl 190.794	27.8982	23.3504	20.8085
V 292.401	877.026	881.216	882.535
Zn 206.200	321.706	324.488	319.763

Label	Sol'n Conc.	Units	SD	%RSD	Int. (c/s)
Ag 328.068	-1.9448b	ppb	0.4147	21.3	-113.858
Al 308.215	154074b	ppb	432.331	0.3	951988
As 188.980	4.6260b	ppb	0.3876	8.4	-5.2457
B 249.678	7.6501b	ppb	0.2407	3.1	-284.919
Ba 389.178	906.161b	ppb	1.6789	0.2	17350.5
Be 313.042	17.0084b	ppb	0.0065	0.0	29959.7
Ca 370.602	1733b	ppb	69.27	4.0	-5993
Cd 226.502	-2.0473b	ppb	0.2077	10.1	581.434
Co 228.615	199.722b	ppb	1.5294	0.8	2541.78
Cr 267.716	279.243b	ppb	0.7060	0.3	13025.9
Cu 324.754	350.209b	ppb	1.9947	0.6	19637.7
Fe 271.441	261862b	ppb	628.121	0.2	411126
K 766.491	41282.3xb	ppb	164.708	0.4	1392017
Mg 279.078	55699.6b	ppb	67.3869	0.1	118442
Mn 257.610	8441.01b	ppb	33.4290	0.4	1892121
Mo 202.032	4.2145b	ppb	0.3726	8.8	25.2901
Na 330.237	839.963b	ppb	140.497	16.7	-21.1622
Ni 231.604	116.964b	ppb	0.7490	0.6	308.839
Pb 220.353	70.9260b	ppb	2.4709	3.5	142.968
Sb 206.834	-0.6861b	ppb	4.5072	656.9	8.3182
Se 196.026	0.1547b	ppb	1.8455	1192.6	5.2049
Sn 189.925	21.2932b	ppb	2.2691	10.7	3.1892
Sr 216.596	12.8555b	ppb	0.5445	4.2	374.230
Ti 334.941	10098.7b	ppb	37.9231	0.4	2625600
Tl 190.794	24.0191b	ppb	3.5919	15.0	-7.6096
V 292.401	880.259b	ppb	2.8767	0.3	21574.3
Zn 206.200	321.986b	ppb	2.3751	0.7	421.095

E05302013.vvq. All Data Report 5/31/2013, 10:17:39 AM

680-90599-a-2-a (Samp) 5/30/2013, 4:35:19 PM Rack 1, Tube 33

Weight: 1

Volume: 1

Dilution: 1

Label	Replicates Concentration		
Ag 328.068	-0.4790u	-0.6425u	-0.3494u
Al 308.215	20691.0	20218.8	19580.6
As 188.980	-2.4648u	-0.8083u	4.1293
B 249.678	1.9696u	2.5312u	1.6166u
Ba 389.178	124.088	121.412	117.505
Be 313.042	2.3220	2.2746	2.1958
Ca 370.602	270.1u	292.5u	302.0u
Cd 226.502	-0.5947	-0.2718	-0.3454
Co 228.615	27.4790	27.3598	25.4729
Cr 267.716	38.2824	37.3798	36.3313
Cu 324.754	46.6556	45.7589	44.2434
Fe 271.441	36256.4	35467.1	34336.3
K 766.491	5051.03	4948.78	4825.80
Mg 279.078	7714.08	7530.61	7300.40
Mn 257.610	1200.51	1173.87	1136.97
Mo 202.032	0.6129	-0.4489u	0.7941
Na 330.237	-35.6690u	-97.4346u	89.8134u
Ni 231.604	17.0386	16.4917	15.7295
Pb 220.353	7.7499	7.2501	6.8910
Sb 206.834	-5.8542u	-8.0208u	-4.3785u
Se 196.026	-1.5651u	4.1815	-0.4607u
Sn 189.925	6.3017	5.5700	2.5383
Sr 216.596	1.8362	2.0645	1.5118
Ti 334.941	1422.67	1392.03	1350.21
Tl 190.794	-1.8516u	-2.2971u	3.2137
V 292.401	120.606	118.431	114.718
Zn 206.200	45.7303	43.3943	43.6791

Label	Sol'n Conc.	Units	SD	%RSD	Int. (c/s)
Ag 328.068	-0.4903	ppb	0.1469	30.0	-43.3127
Al 308.215	20163.5	ppb	557.276	2.8	124743
As 188.980	0.2854	ppb	3.4304	1202.1	-6.6971
B 249.678	2.0391	ppb	0.4612	22.6	68.6576
Ba 389.178	121.002	ppb	3.3105	2.7	2306.18
Be 313.042	2.2641	ppb	0.0637	2.8	3767.32
Ca 370.602	288.2	ppb	16.35	5.7	-696.3
Cd 226.502	-0.4039	ppb	0.1692	41.9	88.3984
Co 228.615	26.7706	ppb	1.1254	4.2	346.970
Cr 267.716	37.3312	ppb	0.9764	2.6	1747.86
Cu 324.754	45.5526	ppb	1.2193	2.7	2715.22
Fe 271.441	35353.3	ppb	965.111	2.7	55519.5
K 766.491	4941.87	ppb	112.775	2.3	166862
Mg 279.078	7515.03	ppb	207.278	2.8	16010.6
Mn 257.610	1170.45	ppb	31.9076	2.7	262388
Mo 202.032	0.3193	ppb	0.6715	210.3	10.8591
Na 330.237	-14.4301	ppb	95.4137	661.2	33.3916
Ni 231.604	16.4199	ppb	0.6575	4.0	40.5371
Pb 220.353	7.2970	ppb	0.4314	5.9	39.3554
Sb 206.834	-6.0845	ppb	1.8320	30.1	-4.2652
Se 196.026	0.7186	ppb	3.0494	424.4	6.5745
Sn 189.925	4.8033	ppb	1.9954	41.5	-10.5587
Sr 216.596	1.8042	ppb	0.2777	15.4	64.2791
Ti 334.941	1388.31	ppb	36.3738	2.6	360900
Tl 190.794	-0.3117	ppb	3.0612	982.1	-11.1807
V 292.401	117.918	ppb	2.9770	2.5	2874.65
Zn 206.200	44.2679	ppb	1.2744	2.9	62.1766

E05302013.vvq. All Data Report 5/31/2013, 10:17:39 AM

680-90599-a-3-a (Samp) **5/30/2013, 4:39:55 PM** **Rack 1, Tube 34**
Weight: 1 **Volume: 1** **Dilution: 1**

Label	Replicates Concentration		
Ag 328.068	-1.5037u	-2.9194u	-1.7469u
Al 308.215	222976	219792	222048
As 188.980	11.0324	5.5006	7.5725
B 249.678	8.4054u	7.3152u	7.6259u
Ba 389.178	762.632	750.633	759.600
Be 313.042	20.2055	19.9017	20.0697
Ca 370.602	1844u	1791u	1763u
Cd 226.502	-1.7503	-2.4568	-2.3605
Co 228.615	106.649	104.367	106.441
Cr 267.716	372.055	366.453	369.621
Cu 324.754	201.698	199.250	201.688
Fe 271.441	285818	281665	284486
K 766.491	21211.4	20992.0	21129.7
Mg 279.078	32895.7	32408.2	32730.5
Mn 257.610	3595.12	3548.68	3581.38
Mo 202.032	4.4587	4.1711	4.3059
Na 330.237	873.031u	895.813u	588.026u
Ni 231.604	116.738	113.669	114.122
Pb 220.353	88.4280	86.6648	83.2860
Sb 206.834	0.6136	3.8256	0.1561
Se 196.026	-4.2250u	-11.8343u	5.7320u
Sn 189.925	44.7110	46.4634	51.2897
Sr 216.596	19.9249	18.7937	19.0253
Ti 334.941	9900.89	9741.05	9835.08
Tl 190.794	10.2423u	3.5086u	7.6248u
V 292.401	964.966	949.869	960.808
Zn 206.200	257.041	250.204	251.239

Label	Sol'n Conc.	Units	SD	%RSD	Int. (c/s)
Ag 328.068	-2.0567	ppb	0.7569	36.8	-142.763
Al 308.215	221605	ppb	1637.83	0.7	1369226
As 188.980	8.0352	ppb	2.7948	34.8	-3.1587
B 249.678	7.7822	ppb	0.5616	7.2	-325.167
Ba 389.178	757.622	ppb	6.2393	0.8	14550.0
Be 313.042	20.0590	ppb	0.1522	0.8	35390.0
Ca 370.602	1800	ppb	41.45	2.3	-7130
Cd 226.502	-2.1892	ppb	0.3831	17.5	629.881
Co 228.615	105.819	ppb	1.2617	1.2	1455.54
Cr 267.716	369.376	ppb	2.8090	0.8	17177.9
Cu 324.754	200.879	ppb	1.4104	0.7	11381.7
Fe 271.441	283990	ppb	2120.53	0.7	445851
K 766.491	21111.0	ppb	110.853	0.5	711977
Mg 279.078	32678.2	ppb	247.917	0.8	69510.0
Mn 257.610	3575.06	ppb	23.8566	0.7	801927
Mo 202.032	4.3119	ppb	0.1439	3.3	24.7756
Na 330.237	785.624	ppb	171.503	21.8	-27.9157
Ni 231.604	114.843	ppb	1.6570	1.4	303.952
Pb 220.353	86.1263	ppb	2.6129	3.0	165.037
Sb 206.834	1.5318	ppb	1.9996	130.5	11.8031
Se 196.026	-3.4424	ppb	8.8093	255.9	2.1554
Sn 189.925	47.4880	ppb	3.4069	7.2	25.0385
Sr 216.596	19.2480	ppb	0.5976	3.1	460.431
Ti 334.941	9825.67	ppb	80.3386	0.8	2554535
Tl 190.794	7.1252	ppb	3.3945	47.6	-15.5395
V 292.401	958.547	ppb	7.7981	0.8	23474.7
Zn 206.200	252.828	ppb	3.6847	1.5	221.939

E05302013.vvq. All Data Report 5/31/2013, 10:17:39 AM

680-90599-a-4-a (Samp) 5/30/2013, 4:44:31 PM Rack 1, Tube 35

Weight: 1

Volume: 1

Dilution: 1

Label	Replicates Concentration		
Ag 328.068	-2.1494u	-2.3022u	-2.4338u
Al 308.215	229604	233702	234817
As 188.980	12.2525	23.9199	12.9173
B 249.678	9.7760u	8.4034u	8.6505u
Ba 389.178	854.866	869.326	875.455
Be 313.042	21.8443	22.2742	22.4017
Ca 370.602	2839u	2719u	2729u
Cd 226.502	-3.2805	-2.9300	-2.8283
Co 228.615	133.252	133.197	136.692
Cr 267.716	625.436	637.143	640.704
Cu 324.754	290.868	301.458	305.586
Fe 271.441	350795	355699	359525
K 766.491	30208.7	30795.3	30888.1
Mg 279.078	38066.2	38675.5	38967.4
Mn 257.610	2974.57	3029.51	3050.21
Mo 202.032	3.8298	4.2864	3.9832
Na 330.237	1163.98u	977.817u	891.875u
Ni 231.604	108.368	108.965	110.723
Pb 220.353	145.272	145.610	148.856
Sb 206.834	-0.6212	-1.4607	1.3586
Se 196.026	10.5872	6.3765u	-0.5457u
Sn 189.925	27.7357	29.6195	27.2282
Sr 216.596	35.8735	35.7052	37.1073
Ti 334.941	14143.7	14405.4	14543.4
Tl 190.794	17.0313u	10.1234u	2.3156u
V 292.401	1110.07	1132.02	1137.83
Zn 206.200	335.927	334.344	339.532

Label	Sol'n Conc.	Units	SD	%RSD	Int. (c/s)
Ag 328.068	-2.2952	ppb	0.1424	6.2	-162.683
Al 308.215	232708	ppb	2744.91	1.2	1437793
As 188.980	16.3632	ppb	6.5527	40.0	0.5754
B 249.678	8.9433	ppb	0.7317	8.2	-444.854
Ba 389.178	866.549	ppb	10.5713	1.2	16681.4
Be 313.042	22.1734	ppb	0.2920	1.3	39143.2
Ca 370.602	2762	ppb	66.87	2.4	-7254
Cd 226.502	-3.0129	ppb	0.2372	7.9	775.041
Co 228.615	134.380	ppb	2.0018	1.5	1889.32
Cr 267.716	634.428	ppb	7.9879	1.3	29454.7
Cu 324.754	299.304	ppb	7.5919	2.5	16849.0
Fe 271.441	355340	ppb	4376.08	1.2	557864
K 766.491	30630.7	ppb	368.385	1.2	1032917
Mg 279.078	38569.7	ppb	459.853	1.2	82067.3
Mn 257.610	3018.10	ppb	39.0905	1.3	677392
Mo 202.032	4.0331	ppb	0.2324	5.8	19.2369
Na 330.237	1011.22	ppb	139.092	13.8	-53.0384
Ni 231.604	109.352	ppb	1.2239	1.1	290.943
Pb 220.353	146.579	ppb	1.9788	1.3	256.686
Sb 206.834	-0.2411	ppb	1.4476	600.3	13.9777
Se 196.026	5.4727	ppb	5.6212	102.7	5.2573
Sn 189.925	28.1945	ppb	1.2599	4.5	8.9430
Sr 216.596	36.2287	ppb	0.7655	2.1	700.376
Ti 334.941	14364.2	ppb	202.989	1.4	3734457
Tl 190.794	9.8234	ppb	7.3624	74.9	-16.2367
V 292.401	1126.64	ppb	14.6416	1.3	27624.7
Zn 206.200	336.601	ppb	2.6591	0.8	439.625

E05302013.vvq. All Data Report 5/31/2013, 10:17:39 AM

680-90599-a-5-a (Samp) 5/30/2013, 4:49:07 PM Rack 1, Tube 36

Weight: 1

Volume: 1

Dilution: 1

Label	Replicates Concentration		
Ag 328.068	-3.0230u	-2.9614u	-2.6951u
Al 308.215	236840	232901	234326
As 188.980	27.5802	19.2603	14.6715
B 249.678	11.4399u	11.5302u	11.5083u
Ba 389.178	903.956	886.595	894.380
Be 313.042	11.5224	11.2912	11.3905
Ca 370.602	3429u	3407u	3413u
Cd 226.502	-1.1920	-1.6470	-1.4268
Co 228.615	146.397	144.102	146.154
Cr 267.716	306.503	300.477	302.690
Cu 324.754	187.098	185.010	187.825
Fe 271.441	215819	211659	213231
K 766.491	9762.83	9660.46	9699.36
Mg 279.078	25833.2	25354.0	25533.1
Mn 257.610	6005.10	5910.93	5942.10
Mo 202.032	5.1940	5.1835	4.9314
Na 330.237	418.438u	578.957u	399.634u
Ni 231.604	116.204	114.296	114.622
Pb 220.353	144.172	135.035	133.970
Sb 206.834	-4.5785	0.9831	-4.1437
Se 196.026	-1.3207u	4.6743	6.2430
Sn 189.925	23.5598	18.6733	21.4511
Sr 216.596	44.7277	44.2650	43.4077
Ti 334.941	7047.24	6922.95	6987.35
Tl 190.794	15.5269u	15.1476u	24.3781
V 292.401	549.523	539.456	543.377
Zn 206.200	476.325	465.818	465.428

Label	Sol'n Conc.	Units	SD	%RSD	Int. (c/s)
Ag 328.068	-2.8932	ppb	0.1743	6.0	-195.975
Al 308.215	234689	ppb	1994.83	0.8	1450134
As 188.980	20.5040	ppb	6.5436	31.9	3.8230
B 249.678	11.4928	ppb	0.0471	0.4	-140.894
Ba 389.178	894.977	ppb	8.6959	1.0	17022.0
Be 313.042	11.4014	ppb	0.1160	1.0	20013.1
Ca 370.602	3416	ppb	11.52	0.3	-1384
Cd 226.502	-1.4219	ppb	0.2276	16.0	485.137
Co 228.615	145.551	ppb	1.2608	0.9	1846.70
Cr 267.716	303.223	ppb	3.0485	1.0	14111.5
Cu 324.754	186.644	ppb	1.4609	0.8	10575.6
Fe 271.441	213570	ppb	2100.56	1.0	335306
K 766.491	9707.55	ppb	51.6767	0.5	327529
Mg 279.078	25573.4	ppb	242.158	0.9	54334.4
Mn 257.610	5952.71	ppb	47.9746	0.8	1334326
Mo 202.032	5.1030	ppb	0.1486	2.9	34.1775
Na 330.237	465.676	ppb	98.5533	21.2	-17.1542
Ni 231.604	115.041	ppb	1.0202	0.9	302.943
Pb 220.353	137.726	ppb	5.6080	4.1	238.704
Sb 206.834	-2.5797	ppb	3.0931	119.9	5.5184
Se 196.026	3.1988	ppb	3.9919	124.8	6.6279
Sn 189.925	21.2281	ppb	2.4509	11.5	3.1372
Sr 216.596	44.1335	ppb	0.6698	1.5	660.780
Ti 334.941	6985.85	ppb	62.1623	0.9	1816218
Tl 190.794	18.3508	ppb	5.2232	28.5	-8.4627
V 292.401	544.119	ppb	5.0740	0.9	13331.7
Zn 206.200	469.191	ppb	6.1820	1.3	610.175

E05302013.vvq. All Data Report 5/31/2013, 10:17:39 AM

680-90599-a-6-a (Samp) 5/30/2013, 5:02:50 PM Rack 1, Tube 39

Weight: 1

Volume: 1

Dilution: 1

Label	Replicates Concentration		
Ag 328.068	-1.8376u	-2.2198u	-1.6771u
Al 308.215	271855	271533	270642
As 188.980	26.2768	32.5343	28.1833
B 249.678	22.3139u	21.7731u	21.2511u
Ba 389.178	451.848	449.998	450.001
Be 313.042	7.8107	7.8007	7.7840
Ca 370.602	4904u	4879u	4876u
Cd 226.502	-2.1014	-2.1260	-1.5239
Co 228.615	57.8505	57.0903	57.5595
Cr 267.716	446.742	445.744	445.091
Cu 324.754	217.579	218.814	215.622
Fe 271.441	292802	292937	292361
K 766.491	9304.32	9319.56	9290.53
Mg 279.078	15363.3	15326.4	15290.4
Mn 257.610	1369.29	1367.85	1366.11
Mo 202.032	6.6006	7.8711	6.3479
Na 330.237	472.219u	779.803u	568.802u
Ni 231.604	100.273	101.693	99.3106
Pb 220.353	127.041	129.121	126.734
Sb 206.834	-6.1434	1.0249	-2.4389
Se 196.026	6.8425u	-3.8693u	1.6666u
Sn 189.925	23.8334	23.7720	24.4120
Sr 216.596	63.8142	63.9442	63.9416
Ti 334.941	6383.56	6403.22	6384.28
Tl 190.794	-5.7517u	12.2795u	-6.1276u
V 292.401	722.410	723.111	720.535
Zn 206.200	332.875	338.804	333.785

Label	Sol'n Conc.	Units	SD	%RSD	Int. (c/s)
Ag 328.068	-1.9115	ppb	0.2788	14.6	-144.870
Al 308.215	271343	ppb	628.485	0.2	1676581
As 188.980	28.9981	ppb	3.2074	11.1	7.7825
B 249.678	21.7794	ppb	0.5314	2.4	-150.990
Ba 389.178	450.615	ppb	1.0672	0.2	8782.16
Be 313.042	7.7985	ppb	0.0135	0.2	13604.2
Ca 370.602	4886	ppb	15.43	0.3	-2676
Cd 226.502	-1.9171	ppb	0.3407	17.8	659.698
Co 228.615	57.5001	ppb	0.3835	0.7	822.769
Cr 267.716	445.859	ppb	0.8316	0.2	20703.6
Cu 324.754	217.338	ppb	1.6092	0.7	12298.0
Fe 271.441	292700	ppb	301.576	0.1	459517
K 766.491	9304.80	ppb	14.5217	0.2	313951
Mg 279.078	15326.7	ppb	36.4808	0.2	32604.8
Mn 257.610	1367.75	ppb	1.5916	0.1	307332
Mo 202.032	6.9399	ppb	0.8163	11.8	42.6069
Na 330.237	606.941	ppb	157.299	25.9	-28.4020
Ni 231.604	100.426	ppb	1.1983	1.2	266.417
Pb 220.353	127.632	ppb	1.2985	1.0	227.565
Sb 206.834	-2.5191	ppb	3.5848	142.3	8.5405
Se 196.026	1.5466	ppb	5.3569	346.4	3.8387
Sn 189.925	24.0058	ppb	0.3532	1.5	5.4524
Sr 216.596	63.9000	ppb	0.0743	0.1	936.848
Ti 334.941	6390.35	ppb	11.1506	0.2	1661373
Tl 190.794	0.1334	ppb	10.5205	7886.9	-18.8531
V 292.401	722.018	ppb	1.3320	0.2	17654.3
Zn 206.200	335.154	ppb	3.1929	1.0	427.803

E05302013.vvq. All Data Report 5/31/2013, 10:17:39 AM

680-90599-a-7-a (Samp) 5/30/2013, 5:07:24 PM Rack 1, Tube 40

Weight: 1

Volume: 1

Dilution: 1

Label	Replicates Concentration		
Ag 328.068	-1.2580u	-0.8798u	-1.4103u
Al 308.215	374275	375371	375927
As 188.980	28.1786	33.5209	15.7832
B 249.678	15.4151u	15.4878u	15.6491u
Ba 389.178	506.238	508.128	507.608
Be 313.042	6.4586	6.4902	6.4862
Ca 370.602	2619u	2592u	2563u
Cd 226.502	-1.8957	-1.8083	-1.9140
Co 228.615	33.9365	33.5940	34.7012
Cr 267.716	339.323	341.041	341.141
Cu 324.754	309.964	310.405	310.550
Fe 271.441	332842	334547	335072
K 766.491	10810.3	10851.5	10890.2
Mg 279.078	10616.9	10665.1	10667.3
Mn 257.610	1323.17	1328.66	1331.06
Mo 202.032	8.1495	7.6934	9.5327
Na 330.237	914.690u	759.743u	603.039u
Ni 231.604	107.951	111.066	111.938
Pb 220.353	136.586	135.626	132.617
Sb 206.834	-4.2418	-8.8233	-7.8415
Se 196.026	2.1880u	9.3564	7.8092u
Sn 189.925	21.8204	22.4011	22.9628
Sr 216.596	36.7899	37.4762	37.8875
Ti 334.941	7022.99	7057.50	7063.93
Tl 190.794	7.8651u	9.7770u	-0.8274u
V 292.401	886.828	892.041	893.674
Zn 206.200	344.038	344.498	344.281

Label	Sol'n Conc.	Units	SD	%RSD	Int. (c/s)
Ag 328.068	-1.1827	ppb	0.2732	23.1	-89.6538
Al 308.215	375191	ppb	840.598	0.2	2318190
As 188.980	25.8276	ppb	9.0995	35.2	6.6720
B 249.678	15.5173	ppb	0.1197	0.8	-315.034
Ba 389.178	507.325	ppb	0.9764	0.2	9880.54
Be 313.042	6.4783	ppb	0.0172	0.3	11258.5
Ca 370.602	2592	ppb	28.12	1.1	-9013
Cd 226.502	-1.8727	ppb	0.0565	3.0	761.162
Co 228.615	34.0772	ppb	0.5668	1.7	568.909
Cr 267.716	340.502	ppb	1.0218	0.3	15841.7
Cu 324.754	310.306	ppb	0.3049	0.1	17453.6
Fe 271.441	334154	ppb	1165.48	0.3	524590
K 766.491	10850.7	ppb	39.9378	0.4	366068
Mg 279.078	10649.7	ppb	28.4716	0.3	22628.6
Mn 257.610	1327.63	ppb	4.0461	0.3	298417
Mo 202.032	8.4585	ppb	0.9578	11.3	50.6605
Na 330.237	759.158	ppb	155.827	20.5	-34.9186
Ni 231.604	110.318	ppb	2.0959	1.9	293.332
Pb 220.353	134.943	ppb	2.0710	1.5	239.032
Sb 206.834	-6.9689	ppb	2.4122	34.6	4.1514
Se 196.026	6.4512	ppb	3.7722	58.5	5.5795
Sn 189.925	22.3947	ppb	0.5712	2.6	4.1062
Sr 216.596	37.3845	ppb	0.5545	1.5	694.094
Ti 334.941	7048.14	ppb	22.0185	0.3	1832369
Tl 190.794	5.6049	ppb	5.6520	100.8	-17.4666
V 292.401	890.848	ppb	3.5753	0.4	21784.5
Zn 206.200	344.272	ppb	0.2302	0.1	450.249

E05302013.vvq. All Data Report 5/31/2013, 10:17:39 AM

680-90599-a-8-a (Samp) 5/30/2013, 5:11:59 PM Rack 1, Tube 41
 Weight: 1 Volume: 1 Dilution: 1

Label	Replicates Concentration		
Ag 328.068	-0.7781u	-1.0061u	-1.1463u
Al 308.215	101262	101162	101564
As 188.980	75.4547	74.8196	79.4625
B 249.678	9.9266u	9.5526u	9.7801u
Ba 389.178	370.213	370.699	370.790
Be 313.042	6.1969	6.1703	6.2239
Ca 370.602	1282u	1284u	1287u
Cd 226.502	-0.8522	-0.9637	-0.8653
Co 228.615	176.001	176.111	176.688
Cr 267.716	727.660	727.442	730.583
Cu 324.754	171.651	173.846	173.596
Fe 271.441	166674	166529	167151
K 766.491	1907.04	1909.93	1914.12
Mg 279.078	10399.8	10391.3	10426.4
Mn 257.610	4137.92	4137.99	4150.61
Mo 202.032	4.8413	4.5863	4.5621
Na 330.237	107.522u	293.986u	362.445u
Ni 231.604	233.517	237.130	235.968
Pb 220.353	187.664	189.173	191.714
Sb 206.834	5.2591	4.2484	1.4566
Se 196.026	-1.5822u	-5.3899u	9.2318
Sn 189.925	19.2645	17.0330	20.3125
Sr 216.596	17.5846	16.9166	17.1876
Ti 334.941	2133.33	2135.32	2134.53
Tl 190.794	10.3570u	10.0553u	7.6373u
V 292.401	243.026	242.293	243.527
Zn 206.200	188.498	188.033	190.040

Label	Sol'n Conc.	Units	SD	%RSD	Int. (c/s)
Ag 328.068	-0.9768	ppb	0.1858	19.0	-65.6862
Al 308.215	101329	ppb	209.049	0.2	626207
As 188.980	76.5789	ppb	2.5174	3.3	31.5310
B 249.678	9.7531	ppb	0.1884	1.9	-75.8074
Ba 389.178	370.567	ppb	0.3106	0.1	7129.80
Be 313.042	6.1970	ppb	0.0268	0.4	10759.5
Ca 370.602	1284	ppb	2.554	0.2	-4921
Cd 226.502	-0.8937	ppb	0.0610	6.8	389.511
Co 228.615	176.266	ppb	0.3690	0.2	2091.42
Cr 267.716	728.561	ppb	1.7539	0.2	33753.7
Cu 324.754	173.031	ppb	1.2012	0.7	9810.43
Fe 271.441	166785	ppb	325.396	0.2	261863
K 766.491	1910.36	ppb	3.5607	0.2	64660.4
Mg 279.078	10405.8	ppb	18.2988	0.2	22114.7
Mn 257.610	4142.17	ppb	7.3065	0.2	928486
Mo 202.032	4.6632	ppb	0.1547	3.3	33.9278
Na 330.237	254.651	ppb	131.935	51.8	5.6325
Ni 231.604	235.538	ppb	1.8441	0.8	618.210
Pb 220.353	189.517	ppb	2.0464	1.1	316.659
Sb 206.834	3.6547	ppb	1.9695	53.9	14.2486
Se 196.026	0.7532	ppb	7.5855	1007.1	5.6591
Sn 189.925	18.8700	ppb	1.6749	8.9	1.1711
Sr 216.596	17.2296	ppb	0.3360	2.0	336.036
Ti 334.941	2134.39	ppb	0.9987	0.0	554893
Tl 190.794	9.3499	ppb	1.4908	15.9	-11.0160
V 292.401	242.949	ppb	0.6206	0.3	5900.26
Zn 206.200	188.857	ppb	1.0506	0.6	247.370

E05302013.vvq. All Data Report 5/31/2013, 10:17:39 AM

680-90599-a-9-a (Samp) 5/30/2013, 5:16:33 PM Rack 1, Tube 42

Weight: 1

Volume: 1

Dilution: 1

Label	Replicates Concentration		
Ag 328.068	-0.7310u	-0.7330u	-1.4111u
Al 308.215	94612.5	94078.9	94385.5
As 188.980	64.2007	55.7883	57.2293
B 249.678	9.8448u	9.5860u	8.6774u
Ba 389.178	392.223	389.885	390.083
Be 313.042	6.0512	6.0210	6.0445
Ca 370.602	1133u	1133u	1097u
Cd 226.502	-0.7664	-1.0361	-1.2305
Co 228.615	185.615	183.210	184.033
Cr 267.716	590.332	586.149	588.173
Cu 324.754	155.842	155.982	156.527
Fe 271.441	149006	147945	148535
K 766.491	1724.47	1715.04	1722.93
Mg 279.078	9842.04	9782.31	9828.20
Mn 257.610	4044.89	4021.35	4032.49
Mo 202.032	4.0311	5.0141	4.0827
Na 330.237	191.558u	336.778u	283.654u
Ni 231.604	220.820	223.143	223.420
Pb 220.353	157.069	157.514	156.906
Sb 206.834	3.2015	-1.4925	-0.2427
Se 196.026	3.5087	-0.4648u	12.1096
Sn 189.925	14.0083	21.0846	15.9017
Sr 216.596	16.4199	15.8980	16.6201
Ti 334.941	1983.43	1969.50	1977.81
Tl 190.794	11.8776	4.2243u	14.4235
V 292.401	216.377	214.628	216.350
Zn 206.200	180.576	176.429	177.808

Label	Sol'n Conc.	Units	SD	%RSD	Int. (c/s)
Ag 328.068	-0.9583	ppb	0.3921	40.9	-64.8902
Al 308.215	94359.0	ppb	267.781	0.3	583146
As 188.980	59.0728	ppb	4.4990	7.6	22.7567
B 249.678	9.3694	ppb	0.6131	6.5	-46.3002
Ba 389.178	390.730	ppb	1.2969	0.3	7484.60
Be 313.042	6.0389	ppb	0.0159	0.3	10479.1
Ca 370.602	1121	ppb	21.21	1.9	-4394
Cd 226.502	-1.0110	ppb	0.2331	23.1	341.478
Co 228.615	184.286	ppb	1.2222	0.7	2179.15
Cr 267.716	588.218	ppb	2.0915	0.4	27259.5
Cu 324.754	156.117	ppb	0.3621	0.2	8868.89
Fe 271.441	148496	ppb	531.480	0.4	233153
K 766.491	1720.81	ppb	5.0594	0.3	58270.1
Mg 279.078	9817.52	ppb	31.2631	0.3	20863.2
Mn 257.610	4032.91	ppb	11.7744	0.3	903955
Mo 202.032	4.3759	ppb	0.5532	12.6	32.8856
Na 330.237	270.663	ppb	73.4764	27.1	12.0524
Ni 231.604	222.461	ppb	1.4281	0.6	583.480
Pb 220.353	157.163	ppb	0.3147	0.2	267.702
Sb 206.834	0.4888	ppb	2.4309	497.4	9.5072
Se 196.026	5.0512	ppb	6.4275	127.2	7.8388
Sn 189.925	16.9982	ppb	3.6633	21.6	-0.3897
Sr 216.596	16.3126	ppb	0.3728	2.3	310.811
Ti 334.941	1976.91	ppb	7.0061	0.4	513948
Tl 190.794	10.1751	ppb	5.3084	52.2	-10.0127
V 292.401	215.785	ppb	1.0024	0.5	5242.37
Zn 206.200	178.271	ppb	2.1121	1.2	224.018

E05302013.vvq. All Data Report 5/31/2013, 10:17:39 AM

680-90599-a-10-a (Samp) 5/30/2013, 5:21:08 PM Rack 1, Tube 43

Weight: 1

Volume: 1

Dilution: 1

Label	Replicates Concentration		
Ag 328.068	-0.8609u	-0.7033u	0.3199
Al 308.215	140238	139817	140933
As 188.980	16.9552	10.6735	18.0024
B 249.678	9.3544u	8.6298u	8.2841u
Ba 389.178	196.693	195.282	197.244
Be 313.042	3.7677	3.7615	3.8007
Ca 370.602	557.0u	594.8u	579.8u
Cd 226.502	-2.0869	-2.1254	-2.1613
Co 228.615	25.4900	25.3780	25.4158
Cr 267.716	575.724	573.010	578.386
Cu 324.754	190.727	192.088	191.141
Fe 271.441	250738	249735	252140
K 766.491	2014.45	2012.38	2025.48
Mg 279.078	3213.72	3189.77	3230.80
Mn 257.610	420.572	417.777	422.035
Mo 202.032	5.6749	5.9062	6.2576
Na 330.237	401.443u	420.397u	344.138u
Ni 231.604	167.761	169.051	171.856
Pb 220.353	147.256	138.702	146.881
Sb 206.834	-0.2446	-5.4435	1.1791
Se 196.026	-2.6509u	2.1817u	5.1076u
Sn 189.925	19.4511	21.3081	16.6448
Sr 216.596	7.4810	8.3393	8.7288
Ti 334.941	3539.95	3527.86	3565.82
Tl 190.794	3.0314u	-6.9786u	1.9783u
V 292.401	334.856	333.449	337.194
Zn 206.200	109.039	109.018	109.948

Label	Sol'n Conc.	Units	SD	%RSD	Int. (c/s)
Ag 328.068	-0.4148	ppb	0.6411	154.6	-40.5400
Al 308.215	140329	ppb	563.283	0.4	867164
As 188.980	15.2104	ppb	3.9638	26.1	0.0927
B 249.678	8.7561	ppb	0.5462	6.2	-249.032
Ba 389.178	196.406	ppb	1.0119	0.5	3954.47
Be 313.042	3.7767	ppb	0.0211	0.6	6455.09
Ca 370.602	577.2	ppb	19.01	3.3	-10052
Cd 226.502	-2.1245	ppb	0.0372	1.8	551.725
Co 228.615	25.4279	ppb	0.0570	0.2	388.801
Cr 267.716	575.707	ppb	2.6884	0.5	26691.4
Cu 324.754	191.319	ppb	0.6980	0.4	10848.9
Fe 271.441	250871	ppb	1208.11	0.5	393846
K 766.491	2017.44	ppb	7.0389	0.3	68270.3
Mg 279.078	3211.43	ppb	20.6086	0.6	6867.37
Mn 257.610	420.128	ppb	2.1634	0.5	94839.1
Mo 202.032	5.9462	ppb	0.2934	4.9	38.5184
Na 330.237	388.659	ppb	39.7040	10.2	-14.7069
Ni 231.604	169.556	ppb	2.0936	1.2	447.061
Pb 220.353	144.280	ppb	4.8340	3.4	252.907
Sb 206.834	-1.5030	ppb	3.4860	231.9	9.7022
Se 196.026	1.5462	ppb	3.9181	253.4	4.1345
Sn 189.925	19.1347	ppb	2.3477	12.3	1.3889
Sr 216.596	8.1830	ppb	0.6384	7.8	314.757
Ti 334.941	3544.54	ppb	19.3932	0.5	921475
Tl 190.794	-0.6563	ppb	5.5005	838.1	-17.8622
V 292.401	335.166	ppb	1.8915	0.6	8175.56
Zn 206.200	109.335	ppb	0.5306	0.5	146.187

E05302013.vvq. All Data Report 5/31/2013, 10:17:39 AM

680-90599-a-11-a (Samp) 5/30/2013, 5:25:43 PM Rack 1, Tube 44

Weight: 1

Volume: 1

Dilution: 1

Label	Replicates Concentration		
Ag 328.068	-0.4671u	-0.7358u	-1.3687u
Al 308.215	120768	120474	120878
As 188.980	9.2554	18.5612	8.3720
B 249.678	4.2820u	4.5591u	4.5270u
Ba 389.178	239.827	240.673	240.840
Be 313.042	3.4554	3.4542	3.4638
Ca 370.602	410.5u	396.5u	377.4u
Cd 226.502	-1.2678	-0.9303	-0.7804
Co 228.615	15.9122	16.4720	15.4587
Cr 267.716	194.285	193.904	194.011
Cu 324.754	254.685	250.997	255.570
Fe 271.441	139466	139228	139573
K 766.491	4403.74	4393.18	4406.03
Mg 279.078	4618.75	4624.14	4629.31
Mn 257.610	431.360	431.443	431.614
Mo 202.032	3.6515	2.8340	3.3629
Na 330.237	537.528u	236.918u	391.060u
Ni 231.604	155.465	152.088	154.490
Pb 220.353	220.988	207.548	211.405
Sb 206.834	-1.7530	-11.0768u	1.3903
Se 196.026	-3.9288u	9.5632	-2.4551u
Sn 189.925	14.6065	19.2177	13.8704
Sr 216.596	5.3923	5.5742	5.5699
Ti 334.941	2901.41	2907.36	2905.16
Tl 190.794	8.3121u	2.3538u	10.6380
V 292.401	176.131	176.366	176.308
Zn 206.200	93.7664	94.0946	92.5325

Label	Sol'n Conc.	Units	SD	%RSD	Int. (c/s)
Ag 328.068	-0.8572	ppb	0.4629	54.0	-72.9924
Al 308.215	120707	ppb	208.984	0.2	745952
As 188.980	12.0629	ppb	5.6450	46.8	-0.7651
B 249.678	4.4560	ppb	0.1516	3.4	-95.9931
Ba 389.178	240.447	ppb	0.5432	0.2	4652.98
Be 313.042	3.4578	ppb	0.0052	0.2	5894.38
Ca 370.602	394.8	ppb	16.62	4.2	-5127
Cd 226.502	-0.9928	ppb	0.2496	25.1	320.085
Co 228.615	15.9477	ppb	0.5076	3.2	260.332
Cr 267.716	194.067	ppb	0.1961	0.1	9019.13
Cu 324.754	253.751	ppb	2.4254	1.0	14268.4
Fe 271.441	139422	ppb	176.806	0.1	218889
K 766.491	4400.98	ppb	6.8525	0.2	148628
Mg 279.078	4624.07	ppb	5.2807	0.1	9859.07
Mn 257.610	431.472	ppb	0.1296	0.0	97095.6
Mo 202.032	3.2828	ppb	0.4146	12.6	25.9675
Na 330.237	388.502	ppb	150.322	38.7	18.1239
Ni 231.604	154.014	ppb	1.7382	1.1	403.964
Pb 220.353	213.314	ppb	6.9203	3.2	348.867
Sb 206.834	-3.8132	ppb	6.4839	170.0	1.6441
Se 196.026	1.0598	ppb	7.4010	698.3	5.2828
Sn 189.925	15.8982	ppb	2.8982	18.2	-1.3073
Sr 216.596	5.5121	ppb	0.1038	1.9	190.741
Ti 334.941	2904.64	ppb	3.0083	0.1	755112
Tl 190.794	7.1013	ppb	4.2728	60.2	-10.6552
V 292.401	176.268	ppb	0.1228	0.1	4310.32
Zn 206.200	93.4645	ppb	0.8236	0.9	125.966

E05302013.vvq. All Data Report 5/31/2013, 10:17:39 AM

mb 680-278446/1-a (Samp) 5/30/2013, 5:30:18 PM Rack 1, Tube 45

Weight: 1

Volume: 1

Dilution: 1

Label	Replicates Concentration		
Ag 328.068	-0.4543u	-0.1681u	-0.3442u
Al 308.215	6.2209	5.7993	6.5717
As 188.980	-0.8845u	-7.8120u	0.9006
B 249.678	2.8207	3.7382	2.9950
Ba 389.178	1.0290	-0.1718u	-0.3618u
Be 313.042	0.0018	-0.0024u	0.0050
Ca 370.602	2.660	4.140	6.832
Cd 226.502	-0.0610u	-0.1974u	-0.0361u
Co 228.615	-0.2479u	-0.1502u	-0.0360u
Cr 267.716	0.0904	0.1693	0.0333
Cu 324.754	-0.1907u	-0.0603u	-0.4531u
Fe 271.441	9.7147	-0.7922u	3.4317
K 766.491	-0.1989u	-0.9288u	0.5365
Mg 279.078	-1.3309u	-0.2107u	1.9208
Mn 257.610	-0.0012u	0.0278	-0.0148u
Mo 202.032	0.1854	0.1077	0.3594
Na 330.237	-47.6677u	-112.635u	48.6402
Ni 231.604	0.9031	1.5475	0.3430
Pb 220.353	-0.4296u	-2.6250u	0.1860
Sb 206.834	-0.3964u	-4.6718u	-4.0975u
Se 196.026	1.1377	-9.5853u	0.3938
Sn 189.925	3.0249	4.1422	-0.8459u
Sr 216.596	0.4453	0.5466	0.5026
Ti 334.941	0.2244	0.2367	0.2123
Tl 190.794	-2.1361u	9.6323	5.1681
V 292.401	0.2865	0.3041	0.1779
Zn 206.200	0.7571	-1.1649u	-0.1046u

Label	Sol'n Conc.	Units	SD	%RSD	Int. (c/s)
Ag 328.068	-0.3222	ppb	0.1443	44.8	-36.7240
Al 308.215	6.1973	ppb	0.3867	6.2	220.997
As 188.980	-2.5986	ppb	4.6023	177.1	-8.0352
B 249.678	3.1846	ppb	0.4873	15.3	151.389
Ba 389.178	0.1651	ppb	0.7541	456.7	-9.9419
Be 313.042	0.0015	ppb	0.0037	251.5	-252.245
Ca 370.602	4.544	ppb	2.115	46.5	6.106
Cd 226.502	-0.0981	ppb	0.0868	88.5	13.0743
Co 228.615	-0.1447	ppb	0.1061	73.3	4.6733
Cr 267.716	0.0977	ppb	0.0683	69.9	11.6144
Cu 324.754	-0.2347	ppb	0.2001	85.2	171.528
Fe 271.441	4.1181	ppb	5.2869	128.4	23.3598
K 766.491	-0.1970	ppb	0.7326	371.8	249.272
Mg 279.078	0.1264	ppb	1.6519	1306.8	35.6839
Mn 257.610	0.0039	ppb	0.0218	551.2	31.3878
Mo 202.032	0.2175	ppb	0.1289	59.3	12.0360
Na 330.237	-37.2206	ppb	81.1434	218.0	47.1992
Ni 231.604	0.9312	ppb	0.6028	64.7	-0.8029
Pb 220.353	-0.9562	ppb	1.4776	154.5	25.6655
Sb 206.834	-3.0552	ppb	2.3205	76.0	-2.4198
Se 196.026	-2.6846	ppb	5.9877	223.0	5.1717
Sn 189.925	2.1070	ppb	2.6176	124.2	-12.8068
Sr 216.596	0.4982	ppb	0.0508	10.2	20.2681
Ti 334.941	0.2245	ppb	0.0122	5.4	-0.2444
Tl 190.794	4.2214	ppb	5.9410	140.7	-7.6733
V 292.401	0.2562	ppb	0.0683	26.7	-12.2107
Zn 206.200	-0.1708	ppb	0.9627	563.8	4.7480

E05302013.vvq. All Data Report 5/31/2013, 10:17:39 AM

ics 680-278446/2-a (Samp) 5/30/2013, 5:34:54 PM Rack 1, Tube 46
 Weight: 1 Volume: 1 Dilution: 1

Label	Replicates Concentration		
Ag 328.068	46.5060	46.4450	46.3499
Al 308.215	4597.94	4587.83	4586.30
As 188.980	104.461	98.0002	103.486
B 249.678	186.014	185.592	187.059
Ba 389.178	93.1332	92.8097	93.4150
Be 313.042	48.0821	48.0080	48.0089
Ca 370.602	4586	4584	4590
Cd 226.502	47.3624	47.4806	47.2971
Co 228.615	46.9764	47.4892	46.7934
Cr 267.716	94.4553	94.2909	94.1009
Cu 324.754	96.7137	96.5997	94.8059
Fe 271.441	4594.86	4595.63	4585.90
K 766.491	4597.22	4586.83	4592.54
Mg 279.078	4665.76	4658.58	4644.59
Mn 257.610	487.333	486.895	486.074
Mo 202.032	95.9248	95.8301	96.4950
Na 330.237	4661.71	4484.35	4472.44
Ni 231.604	94.5082	93.7758	94.6181
Pb 220.353	45.4038	45.1357	48.8443
Sb 206.834	41.9598	41.0423	45.0885
Se 196.026	91.6069	96.0200	97.1123
Sn 189.925	182.458	184.020	183.580
Sr 216.596	93.2895	93.8751	92.0360
Ti 334.941	92.5415	92.2804	92.3958
Tl 190.794	39.9251	43.9845	41.0806
V 292.401	94.6834	94.6295	94.2273
Zn 206.200	94.1332	93.5092	90.6617

Label	Sol'n Conc.	Units	SD	%RSD	Int. (c/s)
Ag 328.068	46.4336	ppb	0.0787	0.2	3356.08
Al 308.215	4590.69	ppb	6.3247	0.1	28533.8
As 188.980	101.982	ppb	3.4829	3.4	44.9024
B 249.678	186.222	ppb	0.7549	0.4	2637.04
Ba 389.178	93.1193	ppb	0.3029	0.3	1743.89
Be 313.042	48.0330	ppb	0.0426	0.1	85137.3
Ca 370.602	4587	ppb	3.169	0.1	8829
Cd 226.502	47.3800	ppb	0.0930	0.2	1591.23
Co 228.615	47.0863	ppb	0.3607	0.8	548.190
Cr 267.716	94.2824	ppb	0.1774	0.2	4368.78
Cu 324.754	96.0398	ppb	1.0701	1.1	5501.79
Fe 271.441	4592.13	ppb	5.4055	0.1	7232.20
K 766.491	4592.20	ppb	5.2041	0.1	155074
Mg 279.078	4656.31	ppb	10.7624	0.2	9936.68
Mn 257.610	486.768	ppb	0.6392	0.1	109125
Mo 202.032	96.0833	ppb	0.3596	0.4	661.657
Na 330.237	4539.50	ppb	106.007	2.3	259.123
Ni 231.604	94.3007	ppb	0.4579	0.5	244.310
Pb 220.353	46.4613	ppb	2.0681	4.5	96.1042
Sb 206.834	42.6969	ppb	2.1214	5.0	42.7467
Se 196.026	94.9131	ppb	2.9148	3.1	50.1911
Sn 189.925	183.353	ppb	0.8052	0.4	138.380
Sr 216.596	93.0669	ppb	0.9396	1.0	992.859
Ti 334.941	92.4059	ppb	0.1309	0.1	23984.4
Tl 190.794	41.6634	ppb	2.0915	5.0	10.3743
V 292.401	94.5134	ppb	0.2492	0.3	2268.75
Zn 206.200	92.7680	ppb	1.8506	2.0	124.186

E05302013.vvq. All Data Report 5/31/2013, 10:17:39 AM

680-90439-h-1-a (Samp) 5/30/2013, 5:39:30 PM Rack 1, Tube 47

Weight: 1

Volume: 1

Dilution: 1

Label	Replicates Concentration		
Ag 328.068	-0.4153u	-0.2198u	-0.2271u
Al 308.215	77.0832	78.8080	78.3281
As 188.980	4.4379	4.9286	6.6226
B 249.678	13191.0x	13338.3x	13328.1x
Ba 389.178	58.1588	58.5423	58.5218
Be 313.042	0.0393	0.0394	0.0441
Ca 370.602	139841	140634	139456
Cd 226.502	-0.0089	-0.0711u	0.1256
Co 228.615	0.3889	-0.1086u	0.3039
Cr 267.716	0.1443	0.0150	0.1532
Cu 324.754	0.5775	0.3759	0.5222
Fe 271.441	483.989	490.213	482.977
K 766.491	3969.45	3985.79	3983.17
Mg 279.078	33309.3	33614.5	33390.4
Mn 257.610	3760.90	3773.11	3758.09
Mo 202.032	-0.2647u	-0.4851u	-0.1203u
Na 330.237	121124x	122080x	121363x
Ni 231.604	2.1188	2.5475	1.2056
Pb 220.353	-0.5453u	4.0771	-4.7885u
Sb 206.834	-1.6706u	-0.0747u	0.1666
Se 196.026	-4.6289u	4.5313	-7.0785u
Sn 189.925	0.7074	-1.6806u	3.2153
Sr 216.596	648.413	651.464	649.406
Ti 334.941	0.2240	0.2655	0.2655
Tl 190.794	13.1344	5.8126	13.9325
V 292.401	0.3767	0.5446	0.1043
Zn 206.200	22.9713	25.2849	24.4419

Label	Sol'n Conc.	Units	SD	%RSD	Int. (c/s)
Ag 328.068	-0.2874b	ppb	0.1108	38.6	-46.4294
Al 308.215	78.0731b	ppb	0.8902	1.1	665.026
As 188.980	5.3297b	ppb	1.1463	21.5	-4.0235
B 249.678	13285.8xb	ppb	82.2871	0.6	181161
Ba 389.178	58.4076b	ppb	0.2158	0.4	1150.16
Be 313.042	0.0409b	ppb	0.0027	6.7	-150.822
Ca 370.602	139977b	ppb	600.6	0.4	275269
Cd 226.502	0.0152b	ppb	0.1006	660.0	17.7662
Co 228.615	0.1947b	ppb	0.2661	136.6	8.6282
Cr 267.716	0.1042b	ppb	0.0773	74.2	29.7286
Cu 324.754	0.4919b	ppb	0.1042	21.2	211.872
Fe 271.441	485.726b	ppb	3.9180	0.8	779.439
K 766.491	3979.47b	ppb	8.7772	0.2	134417
Mg 279.078	33438.1b	ppb	158.097	0.5	71138.3
Mn 257.610	3764.04b	ppb	7.9835	0.2	843516
Mo 202.032	-0.2900b	ppb	0.1837	63.3	8.5716
Na 330.237	121523xb	ppb	497.284	0.4	5750.33
Ni 231.604	1.9573b	ppb	0.6854	35.0	1.9001
Pb 220.353	-0.4189b	ppb	4.4342	1058.5	27.2169
Sb 206.834	-0.5263b	ppb	0.9983	189.7	0.0895
Se 196.026	-2.3920b	ppb	6.1196	255.8	6.1672
Sn 189.925	0.7474b	ppb	2.4482	327.6	-13.8384
Sr 216.596	649.761b	ppb	1.5560	0.2	6844.67
Ti 334.941	0.2517b	ppb	0.0240	9.5	138.150
Tl 190.794	10.9599b	ppb	4.4755	40.8	-5.2604
V 292.401	0.3419b	ppb	0.2222	65.0	-10.5381
Zn 206.200	24.2327b	ppb	1.1709	4.8	261803

E05302013.vvq. All Data Report 5/31/2013, 10:17:39 AM

680-90439-h-1-aSD^5 (Samp) 5/30/2013, 5:44:06 PM Rack 1, Tube 48**Weight: 1****Volume: 1****Dilution: 1**

Label	Replicates Concentration		
Ag 328.068	-0.0997u	-0.6571u	-0.1547u
Al 308.215	18.6236	18.1321	20.2104
As 188.980	1.8401	-2.1207u	2.7542
B 249.678	3096.75	3078.09	3050.42
Ba 389.178	11.6779	12.3935	10.5717
Be 313.042	0.0051	0.0076	0.0050
Ca 370.602	29707	29648	29450
Cd 226.502	0.2320	0.1192	0.0543
Co 228.615	-0.1003u	-0.5891u	-0.1118u
Cr 267.716	0.0485	-0.0716	-0.0773
Cu 324.754	0.0130	-0.3998u	0.2284
Fe 271.441	111.604	104.195	112.721
K 766.491	731.170	725.716	720.702
Mg 279.078	7259.31	7211.30	7158.17
Mn 257.610	845.930	842.053	835.488
Mo 202.032	-0.3204u	-0.2190u	-0.8447u
Na 330.237	23970.1	23930.4	23642.0
Ni 231.604	1.3386	1.2492	0.7427
Pb 220.353	-1.6005u	-0.8184u	-0.2560u
Sb 206.834	-2.6616u	-6.7248u	-0.5864u
Se 196.026	-3.8039u	-1.0574u	4.7638
Sn 189.925	-0.6278u	0.7710	2.9010
Sr 216.596	143.089	141.290	141.444
Ti 334.941	0.1049	0.1190	0.0893
Tl 190.794	9.1470	-2.3883u	2.6428
V 292.401	0.1871	0.4176	0.3806
Zn 206.200	7.7312	5.7673	6.1773

Label	Sol'n Conc.	Units	SD	%RSD	Int. (c/s)
Ag 328.068	-0.3038	ppb	0.3072	101.1	-37.9692
Al 308.215	18.9887	ppb	1.0862	5.7	299.982
As 188.980	0.8245	ppb	2.5913	314.3	-6.3023
B 249.678	3075.09	ppb	23.3130	0.8	42014.1
Ba 389.178	11.5477	ppb	0.9178	7.9	218.194
Be 313.042	0.0059	ppb	0.0015	24.7	-237.522
Ca 370.602	29602	ppb	134.8	0.5	58211
Cd 226.502	0.1351	ppb	0.0899	66.5	21.0003
Co 228.615	-0.2671	ppb	0.2790	104.4	3.2874
Cr 267.716	-0.0335	ppb	0.0710	212.3	9.4743
Cu 324.754	-0.0528	ppb	0.3192	604.1	181.606
Fe 271.441	109.507	ppb	4.6339	4.2	188.786
K 766.491	725.863	ppb	5.2352	0.7	24727.1
Mg 279.078	7209.59	ppb	50.5901	0.7	15365.4
Mn 257.610	841.157	ppb	5.2785	0.6	188524
Mo 202.032	-0.4613	ppb	0.3358	72.8	7.4278
Na 330.237	23847.5	ppb	179.093	0.8	1167.75
Ni 231.604	1.1102	ppb	0.3214	28.9	-0.3306
Pb 220.353	-0.8916	ppb	0.6752	75.7	25.9308
Sb 206.834	-3.3243	ppb	3.1224	93.9	-2.6745
Se 196.026	-0.0325	ppb	4.3748	13460.4	6.5858
Sn 189.925	1.0147	ppb	1.7770	175.1	-13.6968
Sr 216.596	141.941	ppb	0.9971	0.7	1506.89
Ti 334.941	0.1044	ppb	0.0149	14.2	-3.0259
Tl 190.794	3.1339	ppb	5.7833	184.5	-8.3970
V 292.401	0.3284	ppb	0.1238	37.7	-10.4335
Zn 206.200	6.5586	ppb	1.0360	15.8	124159

E05302013.vvq. All Data Report 5/31/2013, 10:17:39 AM

680-90439-h-1-aPDS (Samp) **5/30/2013, 5:58:01 PM** **Rack 1, Tube 51**
Weight: 1 **Volume: 1** **Dilution: 1**

Label	Replicates Concentration		
Ag 328.068	53.4852	52.7534	52.6963
Al 308.215	2196.79	2186.61	2164.46
As 188.980	2348.37	2334.61	2323.03
B 249.678	14377.6x	14372.7x	14313.7x
Ba 389.178	2169.86	2154.85	2140.21
Be 313.042	53.2439	53.0361	52.6549
Ca 370.602	145085	144346	143100
Cd 226.502	52.1583	51.8167	51.6468
Co 228.615	529.037	528.578	520.362
Cr 267.716	208.999	208.158	206.500
Cu 324.754	271.908	271.900	267.302
Fe 271.441	1512.43	1498.65	1495.02
K 766.491	10821.7	10815.2	10726.5
Mg 279.078	39038.0	38787.7	38519.0
Mn 257.610	4286.59	4258.40	4242.52
Mo 202.032	551.016	545.520	539.564
Na 330.237	128372x	127485x	126672x
Ni 231.604	521.631	516.699	511.508
Pb 220.353	531.052	526.358	525.979
Sb 206.834	521.449	520.759	516.030
Se 196.026	2236.16	2228.14	2212.63
Sn 189.925	1069.43	1049.97	1049.61
Sr 216.596	1171.59	1164.07	1157.74
Ti 334.941	1043.21	1040.00	1031.41
Tl 190.794	2165.40	2193.22	2138.26
V 292.401	521.954	520.868	517.099
Zn 206.200	532.643	528.957	525.230

Label	Sol'n Conc.	Units	SD	%RSD	Int. (c/s)
Ag 328.068	52.9783b	ppb	0.4399	0.8	3803.27
Al 308.215	2182.62b	ppb	16.5306	0.8	13585.8
As 188.980	2335.34b	ppb	12.6826	0.5	1175.76
B 249.678	14354.7xb	ppb	35.5867	0.2	195726
Ba 389.178	2154.97b	ppb	14.8272	0.7	40370.5
Be 313.042	52.9783b	ppb	0.2987	0.6	93879.4
Ca 370.602	144177b	ppb	1003	0.7	283833
Cd 226.502	51.8739b	ppb	0.2605	0.5	1731.98
Co 228.615	525.993b	ppb	4.8814	0.9	6070.20
Cr 267.716	207.886b	ppb	1.2716	0.6	9636.66
Cu 324.754	270.370b	ppb	2.6569	1.0	15155.5
Fe 271.441	1502.03b	ppb	9.1858	0.6	2441.66
K 766.491	10787.8b	ppb	53.2127	0.5	363948
Mg 279.078	38781.6b	ppb	259.564	0.7	82501.9
Mn 257.610	4262.50b	ppb	22.3200	0.5	955228
Mo 202.032	545.367b	ppb	5.7278	1.1	3707.34
Na 330.237	127510xb	ppb	849.978	0.7	6020.71
Ni 231.604	516.613b	ppb	5.0619	1.0	1351.90
Pb 220.353	527.797b	ppb	2.8260	0.5	809.176
Sb 206.834	519.413b	ppb	2.9497	0.6	507.493
Se 196.026	2225.64b	ppb	11.9594	0.5	1032.74
Sn 189.925	1056.34b	ppb	11.3412	1.1	866.669
Sr 216.596	1164.47b	ppb	6.9346	0.6	12229.2
Ti 334.941	1038.21b	ppb	6.1022	0.6	270001
Tl 190.794	2165.63b	ppb	27.4804	1.3	1044.54
V 292.401	519.974b	ppb	2.5478	0.5	12583.8
Zn 206.200	528.943b	ppb	3.7063	0.7	685.549

E05302013.vvq. All Data Report 5/31/2013, 10:17:39 AM

680-90439-h-1-b ms (Samp) 5/30/2013, 6:10:25 PM Rack 1, Tube 52

Weight: 1

Volume: 1

Dilution: 1

Label	Replicates Concentration		
Ag 328.068	49.1865	48.8849	48.9872
Al 308.215	4993.24	5001.69	5011.02
As 188.980	114.721	114.368	113.274
B 249.678	13132.7x	13210.8x	13288.6x
Ba 389.178	152.529	153.609	152.532
Be 313.042	49.2843	49.3201	49.4602
Ca 370.602	141092	141020	140513
Cd 226.502	47.8090	47.8797	47.7180
Co 228.615	47.4487	46.7750	47.5048
Cr 267.716	95.5322	95.4755	95.7936
Cu 324.754	100.666	100.690	100.757
Fe 271.441	5107.58	5095.69	5119.34
K 766.491	9911.48	9923.91	9924.81
Mg 279.078	37386.1	37372.7	37507.4
Mn 257.610	4130.04	4133.44	4143.76
Mo 202.032	96.4139	98.1440	97.9107
Na 330.237	123486x	123578x	124371x
Ni 231.604	96.6114	96.3870	96.3207
Pb 220.353	44.6613	47.7067	50.5260
Sb 206.834	41.9169	45.9521	45.4973
Se 196.026	89.8996	90.7166	99.7946
Sn 189.925	189.185	183.615	190.698
Sr 216.596	725.562	722.523	728.819
Ti 334.941	94.3039	94.5234	94.6691
Tl 190.794	47.4462	51.1656	53.0451
V 292.401	96.8516	96.7260	96.7620
Zn 206.200	117.508	118.621	119.669

Label	Sol'n Conc.	Units	SD	%RSD	Int. (c/s)
Ag 328.068	49.0195b	ppb	0.1534	0.3	3531.86
Al 308.215	5001.98b	ppb	8.8938	0.2	31074.7
As 188.980	114.121b	ppb	0.7544	0.7	51.0483
B 249.678	13210.7xb	ppb	77.9976	0.6	180129
Ba 389.178	152.890b	ppb	0.6227	0.4	2931.20
Be 313.042	49.3549b	ppb	0.0930	0.2	87517.6
Ca 370.602	140875b	ppb	315.4	0.2	276845
Cd 226.502	47.8022b	ppb	0.0810	0.2	1606.20
Co 228.615	47.2429b	ppb	0.4061	0.9	550.035
Cr 267.716	95.6004b	ppb	0.1696	0.2	4447.02
Cu 324.754	100.705b	ppb	0.0472	0.0	5760.08
Fe 271.441	5107.54b	ppb	11.8270	0.2	8041.34
K 766.491	9920.07b	ppb	7.4506	0.1	334694
Mg 279.078	37422.0b	ppb	74.2196	0.2	79610.4
Mn 257.610	4135.75b	ppb	7.1460	0.2	926831
Mo 202.032	97.4895b	ppb	0.9388	1.0	671.163
Na 330.237	123812xb	ppb	486.508	0.4	5854.88
Ni 231.604	96.4397b	ppb	0.1524	0.2	249.936
Pb 220.353	47.6314b	ppb	2.9331	6.2	98.5651
Sb 206.834	44.4554b	ppb	2.2101	5.0	44.4970
Se 196.026	93.4702b	ppb	5.4922	5.9	50.3602
Sn 189.925	187.833b	ppb	3.7302	2.0	142.217
Sr 216.596	725.634b	ppb	3.1487	0.4	7641.74
Ti 334.941	94.4988b	ppb	0.1839	0.2	24657.1
Tl 190.794	50.5523b	ppb	2.8494	5.6	13.8592
V 292.401	96.7799b	ppb	0.0647	0.1	2323.29
Zn 206.200	118.599b	ppb	1.0894	0.9	157.454

E05302013.vvq. All Data Report 5/31/2013, 10:17:39 AM

680-90439-h-1-c msd (Samp) 5/30/2013, 6:15:00 PM Rack 1, Tube 53**Weight: 1****Volume: 1****Dilution: 1**

Label	Replicates Concentration		
Ag 328.068	45.8190	48.5543	46.6438
Al 308.215	4684.37	4978.71	4757.64
As 188.980	97.8974	105.164	106.729
B 249.678	12813.0x	13623.2x	13090.9x
Ba 389.178	144.538	152.839	146.828
Be 313.042	46.7605	49.5049	47.5409
Ca 370.602	134464	142845	136455
Cd 226.502	44.9293	47.7296	45.8202
Co 228.615	44.4191	47.7248	45.1300
Cr 267.716	89.7342	95.6049	91.4198
Cu 324.754	96.5358	102.832	96.4343
Fe 271.441	4789.72	5098.13	4874.24
K 766.491	9317.06	9768.32	9433.98
Mg 279.078	35757.2	37966.8	36299.3
Mn 257.610	3944.06	4190.02	4009.31
Mo 202.032	90.4649	96.5450	92.8590
Na 330.237	117663x	124796x	119558x
Ni 231.604	89.3831	97.8890	95.0993
Pb 220.353	47.3442	49.2663	45.9073
Sb 206.834	45.6815	47.8380	37.0465
Se 196.026	87.1843	88.4991	97.4446
Sn 189.925	174.745	189.229	175.144
Sr 216.596	692.272	735.495	706.283
Ti 334.941	88.1952	93.7430	89.8947
Tl 190.794	39.9226	49.9762	30.1319
V 292.401	90.6938	96.1245	91.6046
Zn 206.200	110.584	118.784	112.074

Label	Sol'n Conc.	Units	SD	%RSD	Int. (c/s)
Ag 328.068	47.0057b	ppb	1.4031	3.0	3385.92
Al 308.215	4806.91b	ppb	153.227	3.2	29869.9
As 188.980	103.263b	ppb	4.7125	4.6	45.5508
B 249.678	13175.7xb	ppb	411.720	3.1	179653
Ba 389.178	148.069b	ppb	4.2871	2.9	2839.14
Be 313.042	47.9354b	ppb	1.4141	3.0	84993.8
Ca 370.602	137921b	ppb	4379	3.2	271044
Cd 226.502	46.1597b	ppb	1.4307	3.1	1551.54
Co 228.615	45.7580b	ppb	1.7400	3.8	532.956
Cr 267.716	92.2529b	ppb	3.0227	3.3	4291.81
Cu 324.754	98.6006b	ppb	3.6646	3.7	5643.52
Fe 271.441	4920.70b	ppb	159.367	3.2	7747.82
K 766.491	9506.45b	ppb	234.197	2.5	320750
Mg 279.078	36674.4b	ppb	1151.57	3.1	78020.7
Mn 257.610	4047.80b	ppb	127.416	3.1	907122
Mo 202.032	93.2897b	ppb	3.0628	3.3	642.703
Na 330.237	120672xb	ppb	3694.86	3.1	5707.70
Ni 231.604	94.1238b	ppb	4.3360	4.6	243.855
Pb 220.353	47.5059b	ppb	1.6853	3.5	98.3608
Sb 206.834	43.5220b	ppb	5.7107	13.1	43.5837
Se 196.026	91.0426b	ppb	5.5831	6.1	49.2237
Sn 189.925	179.706b	ppb	8.2495	4.6	135.436
Sr 216.596	711.350b	ppb	22.0523	3.1	7491.54
Ti 334.941	90.6110b	ppb	2.8424	3.1	23643.3
Tl 190.794	40.0102b	ppb	9.9225	24.8	8.7496
V 292.401	92.8076b	ppb	2.9083	3.1	2227.17
Zn 206.200	113.814b	ppb	4.3684	3.8	151.300

E05302013.vvq. All Data Report 5/31/2013, 10:17:39 AM

680-90439-h-2-a (Samp) **5/30/2013, 6:19:34 PM** **Rack 1, Tube 54****Weight: 1****Volume: 1****Dilution: 1**

Label	Replicates Concentration		
Ag 328.068	-0.3903u	-0.6725u	-0.3671u
Al 308.215	214.992	215.942	211.983
As 188.980	6.4775	-5.6989u	7.7305
B 249.678	13365.0x	13409.1x	13421.7x
Ba 389.178	65.7409	64.4287	66.1315
Be 313.042	0.0095	0.0003	0.0007
Ca 370.602	131838	131851	131643
Cd 226.502	-0.0079	-0.1489	-0.1686
Co 228.615	1.7181	2.2524	1.5871
Cr 267.716	-0.0838	-0.1464	-0.1097
Cu 324.754	-0.2596u	0.1571	0.1073
Fe 271.441	7118.00	7138.44	7127.57
K 766.491	3026.90	3037.88	3027.82
Mg 279.078	31809.0	31843.5	31834.0
Mn 257.610	3720.34	3724.60	3717.48
Mo 202.032	0.1157	-0.0748u	-0.6596u
Na 330.237	115877x	115798x	115817x
Ni 231.604	6.1992	4.2487	5.2227
Pb 220.353	-0.4443	-2.7901u	0.6015
Sb 206.834	-6.6206u	-3.1208u	5.4187
Se 196.026	0.0796	-7.7068u	-7.2836u
Sn 189.925	1.4896	1.4049	1.1791
Sr 216.596	611.071	612.602	612.673
Ti 334.941	-0.1324	-0.0968	-0.1224
Tl 190.794	6.4375	8.9046	8.4154
V 292.401	0.7892	0.6399	0.3115
Zn 206.200	26.9886	28.6983	28.3978

Label	Sol'n Conc.	Units	SD	%RSD	Int. (c/s)
Ag 328.068	-0.4766b	ppb	0.1700	35.7	-58.7553
Al 308.215	214.306b	ppb	2.0667	1.0	1506.64
As 188.980	2.8364b	ppb	7.4183	261.5	-5.3382
B 249.678	13398.6xb	ppb	29.7713	0.2	182687
Ba 389.178	65.4337b	ppb	0.8920	1.4	1285.63
Be 313.042	0.0035b	ppb	0.0052	146.9	-219.341
Ca 370.602	131777b	ppb	116.7	0.1	258818
Cd 226.502	-0.1085b	ppb	0.0877	80.8	29.7331
Co 228.615	1.8525b	ppb	0.3525	19.0	27.9294
Cr 267.716	-0.1133b	ppb	0.0315	27.8	20.9042
Cu 324.754	0.0016b	ppb	0.2276	14520.3	186.922
Fe 271.441	7128.01b	ppb	10.2234	0.1	11206.8
K 766.491	3030.87b	ppb	6.0879	0.2	102436
Mg 279.078	31828.8b	ppb	17.8107	0.1	67715.3
Mn 257.610	3720.80b	ppb	3.5824	0.1	833836
Mo 202.032	-0.2062b	ppb	0.4040	195.9	8.8278
Na 330.237	115831xb	ppb	41.3273	0.0	5481.40
Ni 231.604	5.2235b	ppb	0.9753	18.7	10.6092
Pb 220.353	-0.8776b	ppb	1.7368	197.9	26.9445
Sb 206.834	-1.4409b	ppb	6.1930	429.8	-0.6644
Se 196.026	-4.9703b	ppb	4.3784	88.1	4.8877
Sn 189.925	1.3579b	ppb	0.1605	11.8	-13.3348
Sr 216.596	612.115b	ppb	0.9050	0.1	6454.71
Ti 334.941	-0.1172b	ppb	0.0184	15.7	36.3622
Tl 190.794	7.9192b	ppb	1.3063	16.5	-6.9366
V 292.401	0.5802b	ppb	0.2444	42.1	-4.7068
Zn 206.200	28.0282b	ppb	0.9128	3.3	41.1284

E05302013.vvq. All Data Report 5/31/2013, 10:17:39 AM

680-90439-h-3-a (Samp) 5/30/2013, 6:24:09 PM Rack 1, Tube 55

Weight: 1

Volume: 1

Dilution: 1

Label	Replicates Concentration		
Ag 328.068	-0.3329u	-0.2793u	-0.2009u
Al 308.215	101.802	101.352	101.233
As 188.980	6.9180	6.1759	3.2525
B 249.678	14617.7x	14621.9x	14654.2x
Ba 389.178	72.7700	72.5893	71.9471
Be 313.042	0.0282	0.0268	0.0163
Ca 370.602	145631	145330	144888
Cd 226.502	0.6555	0.2920	0.5686
Co 228.615	1.1231	1.1135	1.0063
Cr 267.716	-0.0405	-0.1548	-0.0646
Cu 324.754	395.630	392.646	394.259
Fe 271.441	8457.49	8433.53	8423.18
K 766.491	4178.94	4160.21	4186.88
Mg 279.078	35022.9	34893.7	34894.1
Mn 257.610	4144.45	4130.96	4129.90
Mo 202.032	-0.1914u	-0.5213u	0.0613
Na 330.237	127130x	126988x	126610x
Ni 231.604	5.4024	6.0444	5.4154
Pb 220.353	28.4369	28.1568	29.0809
Sb 206.834	-6.9009u	-2.0944u	-3.3059u
Se 196.026	4.7414	2.7884	-5.2579u
Sn 189.925	-1.5598u	-1.1785u	5.3389
Sr 216.596	692.584	690.486	689.421
Ti 334.941	0.2921	0.3043	0.2244
Tl 190.794	-1.1283u	4.6625	4.7260
V 292.401	6.5761	5.8286	6.3957
Zn 206.200	826.455	826.972	828.688

Label	Sol'n Conc.	Units	SD	%RSD	Int. (c/s)
Ag 328.068	-0.2710b	ppb	0.0664	24.5	-45.3780
Al 308.215	101.463b	ppb	0.3003	0.3	808.487
As 188.980	5.4488b	ppb	1.9379	35.6	-4.0267
B 249.678	14631.3xb	ppb	19.9411	0.1	199482
Ba 389.178	72.4355b	ppb	0.4325	0.6	1424.64
Be 313.042	0.0238b	ppb	0.0065	27.3	-180.572
Ca 370.602	145283b	ppb	373.9	0.3	285317
Cd 226.502	0.5054b	ppb	0.1898	37.6	53.1255
Co 228.615	1.0810b	ppb	0.0648	6.0	19.1031
Cr 267.716	-0.0866b	ppb	0.0602	69.6	24.2744
Cu 324.754	394.178b	ppb	1.4941	0.4	21997.1
Fe 271.441	8438.06b	ppb	17.5987	0.2	13263.3
K 766.491	4175.34b	ppb	13.6942	0.3	141020
Mg 279.078	34936.9b	ppb	74.4797	0.2	74323.5
Mn 257.610	4135.10b	ppb	8.1112	0.2	926675
Mo 202.032	-0.2171b	ppb	0.2922	134.6	8.6826
Na 330.237	126909xb	ppb	268.790	0.2	5990.07
Ni 231.604	5.6207b	ppb	0.3670	6.5	11.6813
Pb 220.353	28.5582b	ppb	0.4738	1.7	70.7500
Sb 206.834	-4.1004b	ppb	2.4998	61.0	-3.2519
Se 196.026	0.7573b	ppb	5.3000	699.9	7.6057
Sn 189.925	0.8668b	ppb	3.8776	447.3	-13.7348
Sr 216.596	690.830b	ppb	1.6095	0.2	7282.77
Ti 334.941	0.2736b	ppb	0.0430	15.7	150.356
Tl 190.794	2.7534b	ppb	3.3618	122.1	-9.5865
V 292.401	6.2668b	ppb	0.3900	6.2	133.925
Zn 206.200	827.372b	ppb	1.1688	0.1	2070.62

E05302013.vvq. All Data Report 5/31/2013, 10:17:39 AM

680-90439-h-4-a (Samp) 5/30/2013, 6:28:44 PM Rack 1, Tube 56

Weight: 1

Volume: 1

Dilution: 1

Label	Replicates Concentration		
Ag 328.068	-0.5092u	-0.4098u	-0.3354u
Al 308.215	72.6676	75.4372	74.0424
As 188.980	-2.1547u	-4.5898u	-1.0903u
B 249.678	13774.2x	13780.1x	13805.5x
Ba 389.178	68.6897	69.1865	67.9481
Be 313.042	0.0143	0.0142	0.0216
Ca 370.602	133838	133237	132735
Cd 226.502	-0.0886	0.2312	-0.1462
Co 228.615	2.2174	1.9155	1.7107
Cr 267.716	0.0939	-0.1205	0.0798
Cu 324.754	0.2658	-0.0316	-0.4293u
Fe 271.441	8070.57	8035.77	8041.35
K 766.491	3065.08	3055.47	3048.92
Mg 279.078	32120.6	32039.9	32110.1
Mn 257.610	3736.08	3738.87	3730.51
Mo 202.032	0.0133u	0.6725	-0.4852u
Na 330.237	117902x	117602x	117450x
Ni 231.604	4.8968	4.4074	5.1385
Pb 220.353	1.1776	3.9791	-0.3338
Sb 206.834	-7.4695u	-5.0378u	3.5331
Se 196.026	-4.5095u	0.2388	-5.7995u
Sn 189.925	-0.9772u	-3.7932u	1.7644
Sr 216.596	620.869	618.751	620.030
Ti 334.941	0.0091	-0.0791	-0.0631
Tl 190.794	8.0451	1.0762u	9.2150
V 292.401	0.4394	0.6345	0.5659
Zn 206.200	5.4234	5.9225	6.7681

Label	Sol'n Conc.	Units	SD	%RSD	Int. (c/s)
Ag 328.068	-0.4182b	ppb	0.0872	20.9	-54.7223
Al 308.215	74.0491b	ppb	1.3848	1.9	640.064
As 188.980	-2.6116b	ppb	1.7939	68.7	-8.1055
B 249.678	13786.6xb	ppb	16.6656	0.1	187972
Ba 389.178	68.6081b	ppb	0.6232	0.9	1346.74
Be 313.042	0.0167b	ppb	0.0042	25.3	-195.758
Ca 370.602	133270b	ppb	551.9	0.4	261708
Cd 226.502	-0.0012b	ppb	0.2034	16785.9	35.4774
Co 228.615	1.9479b	ppb	0.2549	13.1	29.0556
Cr 267.716	0.0177b	ppb	0.1199	676.4	27.2615
Cu 324.754	-0.0650b	ppb	0.3487	536.4	183.547
Fe 271.441	8049.23b	ppb	18.6906	0.2	12653.0
K 766.491	3056.49b	ppb	8.1305	0.3	103300
Mg 279.078	32090.2b	ppb	43.8530	0.1	68271.5
Mn 257.610	3735.15b	ppb	4.2608	0.1	837056
Mo 202.032	0.0669b	ppb	0.5807	868.6	10.6365
Na 330.237	117651xb	ppb	230.352	0.2	5566.87
Ni 231.604	4.8142b	ppb	0.3725	7.7	9.5534
Pb 220.353	1.6076b	ppb	2.1884	136.1	30.6915
Sb 206.834	-2.9914b	ppb	5.7797	193.2	-2.1727
Se 196.026	-3.3568b	ppb	3.1799	94.7	5.6231
Sn 189.925	-1.0020b	ppb	2.7789	277.3	-15.3020
Sr 216.596	619.883b	ppb	1.0668	0.2	6537.12
Ti 334.941	-0.0443b	ppb	0.0470	106.0	56.6431
Tl 190.794	6.1121b	ppb	4.4003	72.0	-7.8483
V 292.401	0.5466b	ppb	0.0990	18.1	-5.5804
Zn 206.200	6.0380b	ppb	0.6798	11.3	128.149

E05302013.vvq. All Data Report 5/31/2013, 10:17:39 AM

mb 680-278340/1-a (Samp) **5/30/2013, 6:33:20 PM** **Rack 1, Tube 57**
Weight: 1 **Volume: 1** **Dilution: 1**

Label	Replicates Concentration		
Ag 328.068	-0.1699u	-0.0442u	-0.2723u
Al 308.215	4.4977	3.7741	3.8884
As 188.980	2.6104	3.9058	-6.1089u
B 249.678	476.798	439.653	412.124
Ba 389.178	-0.1038u	0.3220	-0.4470u
Be 313.042	-0.0041u	0.0013	0.0104
Ca 370.602	24.43	24.22	22.50
Cd 226.502	0.0609	-0.0193u	-0.1783u
Co 228.615	-0.2542u	-0.2894u	0.3034
Cr 267.716	-0.0821u	0.1688	-0.1030u
Cu 324.754	0.1286	0.1000	-0.4615u
Fe 271.441	3.7431	2.2448	1.3365
K 766.491	3.5238	3.5754	3.7712
Mg 279.078	5.6818	5.0903	5.2672
Mn 257.610	0.6811	0.5964	0.7715
Mo 202.032	-0.2193u	-0.0214u	-0.0919u
Na 330.237	82.1632	32.8555	55.4950
Ni 231.604	1.8700	-0.6155u	-0.0018u
Pb 220.353	-0.3630u	1.9147	-1.6020u
Sb 206.834	-3.8549u	-0.8229u	-1.9871u
Se 196.026	-0.2364u	-1.3000u	-4.7413u
Sn 189.925	-2.3273u	0.6082	-0.6440u
Sr 216.596	0.0478	0.0696	0.2106
Ti 334.941	0.0333	0.0113	-0.0013u
Tl 190.794	-3.0160u	3.3034	4.9509
V 292.401	0.2781	0.0010	0.3809
Zn 206.200	-1.0077u	0.4223	1.8787

Label	Sol'n Conc.	Units	SD	%RSD	Int. (c/s)
Ag 328.068	-0.1622	ppb	0.1142	70.4	-25.0884
Al 308.215	4.0534	ppb	0.3890	9.6	207.734
As 188.980	0.1357	ppb	5.4467	4012.7	-6.6504
B 249.678	442.858	ppb	32.4557	7.3	6143.11
Ba 389.178	-0.0762	ppb	0.3852	505.2	-14.4432
Be 313.042	0.0025	ppb	0.0073	286.8	-250.305
Ca 370.602	23.71	ppb	1.056	4.5	43.63
Cd 226.502	-0.0455	ppb	0.1217	267.3	14.8154
Co 228.615	-0.0801	ppb	0.3326	415.2	5.4227
Cr 267.716	-0.0054	ppb	0.1512	2780.0	6.8501
Cu 324.754	-0.0776	ppb	0.3327	428.6	180.211
Fe 271.441	2.4415	ppb	1.2153	49.8	20.7351
K 766.491	3.6235	ppb	0.1305	3.6	378.074
Mg 279.078	5.3465	ppb	0.3036	5.7	46.7829
Mn 257.610	0.6830	ppb	0.0876	12.8	183.548
Mo 202.032	-0.1109	ppb	0.1003	90.5	9.8093
Na 330.237	56.8379	ppb	24.6813	43.4	51.6056
Ni 231.604	0.4176	ppb	1.2947	310.1	-2.1515
Pb 220.353	-0.0168	ppb	1.7837	10643.8	27.0591
Sb 206.834	-2.2217	ppb	1.5295	68.8	-1.5967
Se 196.026	-2.0926	ppb	2.3547	112.5	5.4446
Sn 189.925	-0.7877	ppb	1.4730	187.0	-15.2213
Sr 216.596	0.1093	ppb	0.0884	80.8	16.2071
Ti 334.941	0.0144	ppb	0.0175	121.5	-54.8298
Tl 190.794	1.7461	ppb	4.2056	240.9	-8.8787
V 292.401	0.2200	ppb	0.1965	89.3	-13.0420
Zn 206.200	0.4311	ppb	1.4432	334.8	5.5235

E05302013.vvq. All Data Report 5/31/2013, 10:17:39 AM

ics 680-278340/2-a (Samp) 5/30/2013, 6:37:56 PM Rack 1, Tube 58
 Weight: 1 Volume: 1 Dilution: 1

Label	Replicates Concentration		
Ag 328.068	20.0007	20.0102	20.1634
Al 308.215	1974.72	1980.66	1955.32
As 188.980	40.8730	44.0249	43.3366
B 249.678	308.215	301.500	288.841
Ba 389.178	41.4832	40.3063	40.6153
Be 313.042	20.6529	20.7344	20.5036
Ca 370.602	1969	1971	1956
Cd 226.502	20.8019	20.7308	20.5212
Co 228.615	20.6665	20.1318	20.6587
Cr 267.716	40.8746	40.8905	40.4476
Cu 324.754	41.2791	41.6169	40.6875
Fe 271.441	2014.53	2014.87	1998.86
K 766.491	2093.49	2098.65	2073.50
Mg 279.078	2046.95	2057.49	2025.45
Mn 257.610	212.784	213.423	211.358
Mo 202.032	41.0643	40.1499	40.2393
Na 330.237	1995.96	2074.09	1848.79
Ni 231.604	41.3776	41.6559	40.9773
Pb 220.353	19.6473	20.4170	20.1000
Sb 206.834	12.7072	16.9577	17.2005
Se 196.026	43.9877	38.0562	33.7345
Sn 189.925	80.5799	80.9849	78.2593
Sr 216.596	40.5039	40.6842	39.8126
Ti 334.941	39.7096	39.9133	39.4258
Tl 190.794	15.8923	14.9274	14.9776
V 292.401	40.8663	41.4344	40.9725
Zn 206.200	39.0613	40.2768	40.6629

Label	Sol'n Conc.	Units	SD	%RSD	Int. (c/s)
Ag 328.068	20.0581	ppb	0.0913	0.5	1442.17
Al 308.215	1970.23	ppb	13.2547	0.7	12350.3
As 188.980	42.7448	ppb	1.6572	3.9	14.9170
B 249.678	299.519	ppb	9.8377	3.3	4185.92
Ba 389.178	40.8016	ppb	0.6102	1.5	756.786
Be 313.042	20.6303	ppb	0.1171	0.6	36421.4
Ca 370.602	1965	ppb	7.885	0.4	3780
Cd 226.502	20.6846	ppb	0.1459	0.7	703.885
Co 228.615	20.4857	ppb	0.3065	1.5	242.106
Cr 267.716	40.7376	ppb	0.2512	0.6	1891.71
Cu 324.754	41.1945	ppb	0.4704	1.1	2465.24
Fe 271.441	2009.42	ppb	9.1487	0.5	3174.15
K 766.491	2088.55	ppb	13.2812	0.6	70667.7
Mg 279.078	2043.30	ppb	16.3303	0.8	4380.35
Mn 257.610	212.521	ppb	1.0571	0.5	47661.0
Mo 202.032	40.4845	ppb	0.5041	1.2	284.894
Na 330.237	1972.95	ppb	114.402	5.8	140.294
Ni 231.604	41.3369	ppb	0.3411	0.8	105.270
Pb 220.353	20.0548	ppb	0.3868	1.9	56.8797
Sb 206.834	15.6218	ppb	2.5270	16.2	16.0346
Se 196.026	38.5928	ppb	5.1476	13.3	24.2126
Sn 189.925	79.9414	ppb	1.4707	1.8	52.1190
Sr 216.596	40.3336	ppb	0.4601	1.1	438.849
Ti 334.941	39.6829	ppb	0.2448	0.6	10266.6
Tl 190.794	15.2657	ppb	0.5432	3.6	-2.3758
V 292.401	41.0911	ppb	0.3020	0.7	976.158
Zn 206.200	40.0004	ppb	0.8358	2.1	56.3735

E05302013.wvq. All Data Report 5/31/2013, 10:17:39 AM

llcs 680-278340/3-a (Samp) 5/30/2013, 6:42:31 PM Rack 1, Tube 59
 Weight: 1 Volume: 1 Dilution: 1

Label	Replicates Concentration		
Ag 328.068	10.4494	10.1124	10.0294
Al 308.215	206.001	210.947	204.627
As 188.980	23.8730	15.5798	27.0206
B 249.678	235.543	231.099	226.203
Ba 389.178	10.4282	10.1063	10.0216
Be 313.042	4.1697	4.1746	4.1519
Ca 370.602	516.5	515.3	506.5
Cd 226.502	5.2851	5.1327	5.3560
Co 228.615	10.8747	10.7166	10.2792
Cr 267.716	10.2314	10.3050	10.2283
Cu 324.754	20.7831	20.6121	20.4113
Fe 271.441	52.0547	53.7900	53.9409
K 766.491	1058.78	1058.69	1049.65
Mg 279.078	526.108	522.218	519.550
Mn 257.610	11.2671	11.2543	11.2116
Mo 202.032	10.2137	10.1794	10.3204
Na 330.237	901.916	840.885	955.171
Ni 231.604	43.0780	43.3440	42.5183
Pb 220.353	7.9897	6.0562	7.1735
Sb 206.834	11.2983	19.3996	16.1275
Se 196.026	14.7536	10.8131	19.1599
Sn 189.925	53.5157	56.4780	52.8175
Sr 216.596	10.7720	10.2220	10.0384
Ti 334.941	9.9985	10.0134	9.9548
Tl 190.794	20.7122	28.8184	29.8043
V 292.401	11.1213	10.7334	10.5548
Zn 206.200	18.1066	22.7917	20.7229

Label	Sol'n Conc.	Units	SD	%RSD	Int. (c/s)
Ag 328.068	10.1971	ppb	0.2225	2.2	726.580
Al 308.215	207.192	ppb	3.3240	1.6	1461.13
As 188.980	22.1578	ppb	5.9101	26.7	4.5002
B 249.678	230.948	ppb	4.6718	2.0	3255.18
Ba 389.178	10.1854	ppb	0.2145	2.1	178.651
Be 313.042	4.1654	ppb	0.0119	0.3	7149.90
Ca 370.602	512.8	ppb	5.444	1.1	1006
Cd 226.502	5.2579	ppb	0.1141	2.2	189.980
Co 228.615	10.6235	ppb	0.3085	2.9	128.587
Cr 267.716	10.2549	ppb	0.0435	0.4	481.234
Cu 324.754	20.6022	ppb	0.1861	0.9	1324.64
Fe 271.441	53.2619	ppb	1.0481	2.0	101.883
K 766.491	1055.71	ppb	5.2463	0.5	35847.3
Mg 279.078	522.625	ppb	3.2979	0.6	1147.44
Mn 257.610	11.2443	ppb	0.0291	0.3	2553.72
Mo 202.032	10.2378	ppb	0.0735	0.7	79.9560
Na 330.237	899.324	ppb	57.1871	6.4	90.8175
Ni 231.604	42.9801	ppb	0.4215	1.0	109.563
Pb 220.353	7.0731	ppb	0.9707	13.7	37.5523
Sb 206.834	15.6085	ppb	4.0755	26.1	15.9568
Se 196.026	14.9089	ppb	4.1756	28.0	13.2791
Sn 189.925	54.2704	ppb	1.9434	3.6	30.7050
Sr 216.596	10.3441	ppb	0.3818	3.7	122.811
Ti 334.941	9.9889	ppb	0.0305	0.3	2540.38
Tl 190.794	26.4450	ppb	4.9891	18.9	3.1598
V 292.401	10.8032	ppb	0.2896	2.7	243.134
Zn 206.200	20.5404	ppb	2.3479	11.4	21.3903

E05302013.vvq. All Data Report 5/31/2013, 10:17:39 AM

680-90605-a-2-a (Samp) 5/30/2013, 6:47:08 PM Rack 1, Tube 60
 Weight: 1 Volume: 1 Dilution: 1

Label	Replicates Concentration		
Ag 328.068	-0.4066u	-0.1923u	0.1426
Al 308.215	7.1769	9.1196	7.0531
As 188.980	3.8565	3.3856	-2.1506u
B 249.678	141.397	137.824	136.046
Ba 389.178	0.5434	0.5900	0.2919
Be 313.042	0.0049	0.0107	-0.0053u
Ca 370.602	323.1	313.2	317.1
Cd 226.502	0.1368	-0.0571u	0.0585
Co 228.615	-0.5002u	0.1168	-0.5866u
Cr 267.716	-0.0757u	0.1079	0.0704
Cu 324.754	-0.0167u	-0.3587u	-0.2950u
Fe 271.441	-2.4241u	2.4944	1.3541
K 766.491	3146.97	3141.50	3133.03
Mg 279.078	3051.67	3042.95	3052.86
Mn 257.610	-0.0188	0.0535	0.0786
Mo 202.032	-0.7832u	-0.4815u	-0.4853u
Na 330.237	3336.24	3504.77	3487.15
Ni 231.604	1.1540	1.7089	0.5705
Pb 220.353	-3.3550u	-1.8547u	-2.6193u
Sb 206.834	-2.1640u	-0.5874u	-5.2280u
Se 196.026	0.7449	-6.9506u	-1.4090u
Sn 189.925	0.3395	2.3771	3.9030
Sr 216.596	1.0446	0.3802	0.5521
Ti 334.941	0.0141	-0.0218	-0.0584u
Tl 190.794	-0.2286u	-1.3884u	5.7483
V 292.401	0.1687	0.1551	0.3540
Zn 206.200	1.2949	-0.1928u	0.5853

Label	Sol'n Conc.	Units	SD	%RSD	Int. (c/s)
Ag 328.068	-0.1521	ppb	0.2768	182.0	-24.4475
Al 308.215	7.7832	ppb	1.1590	14.9	230.764
As 188.980	1.6972	ppb	3.3405	196.8	-5.8596
B 249.678	138.422	ppb	2.7253	2.0	1994.37
Ba 389.178	0.4751	ppb	0.1604	33.8	2.2733
Be 313.042	0.0034	ppb	0.0081	235.6	-249.175
Ca 370.602	317.8	ppb	4.968	1.6	622.1
Cd 226.502	0.0461	ppb	0.0976	211.8	17.8457
Co 228.615	-0.3233	ppb	0.3836	118.7	2.6363
Cr 267.716	0.0342	ppb	0.0970	283.7	8.7357
Cu 324.754	-0.2235	ppb	0.1819	81.4	172.126
Fe 271.441	0.4748	ppb	2.5744	542.2	17.6194
K 766.491	3140.50	ppb	7.0196	0.2	106132
Mg 279.078	3049.16	ppb	5.4141	0.2	6524.70
Mn 257.610	0.0378	ppb	0.0505	133.8	62.9977
Mo 202.032	-0.5833	ppb	0.1731	29.7	6.6061
Na 330.237	3442.72	ppb	92.6325	2.7	210.471
Ni 231.604	1.1445	ppb	0.5693	49.7	-0.2427
Pb 220.353	-2.6097	ppb	0.7502	28.7	23.2151
Sb 206.834	-2.6598	ppb	2.3597	88.7	-2.0212
Se 196.026	-2.5382	ppb	3.9701	156.4	5.2392
Sn 189.925	2.2065	ppb	1.7879	81.0	-12.7225
Sr 216.596	0.6590	ppb	0.3448	52.3	21.9953
Ti 334.941	-0.0220	ppb	0.0363	164.8	-51.8078
Tl 190.794	1.3771	ppb	3.8297	278.1	-9.0584
V 292.401	0.2259	ppb	0.1111	49.2	-12.8192
Zn 206.200	0.5625	ppb	0.7441	132.3	5.6925

E05302013.wvq. All Data Report 5/31/2013, 10:17:39 AM

680-90605-a-2-aSD^5 (Samp) 5/30/2013, 7:00:53 PM Rack 2, Tube 3

Weight: 1

Volume: 1

Dilution: 1

Label	Replicates Concentration		
Ag 328.068	-0.0558u	-0.2753u	-0.5497u
Al 308.215	2.2106	2.8289	4.4647
As 188.980	-4.9368u	-3.2528u	-2.5639u
B 249.678	48.6472	47.4549	46.1606
Ba 389.178	3.6835	2.8142	3.1213
Be 313.042	-0.0013u	0.0043	0.0137
Ca 370.602	81.90	84.85	78.90
Cd 226.502	0.0926	0.0280	0.0671
Co 228.615	-0.2520u	0.0194	0.0166
Cr 267.716	-0.0680u	0.0146	-0.0031u
Cu 324.754	0.3493	-0.1247u	-0.2013u
Fe 271.441	2.5835	5.1362	-2.1310u
K 766.491	639.705	635.586	640.555
Mg 279.078	643.250	642.565	647.473
Mn 257.610	0.0401	0.1020	0.2248
Mo 202.032	-0.5368u	0.0855	-0.2077u
Na 330.237	723.518	594.755	719.927
Ni 231.604	1.2299	2.2658	0.7575
Pb 220.353	-0.4738u	-2.4542u	-1.5020u
Sb 206.834	-1.0246u	-5.2105u	-6.0354u
Se 196.026	-2.1365u	-5.0985u	-0.2106u
Sn 189.925	-0.9547u	4.5970	1.3266
Sr 216.596	-0.1536u	0.6109	0.1804
Ti 334.941	0.0146	0.0193	0.0212
Tl 190.794	-0.0437u	-1.7668u	0.1215
V 292.401	0.1829	0.3562	0.5483
Zn 206.200	0.1090	0.2370	-0.8380u

Label	Sol'n Conc.	Units	SD	%RSD	Int. (c/s)
Ag 328.068	-0.2936	ppb	0.2474	84.3	-34.6635
Al 308.215	3.1681	ppb	1.1647	36.8	202.231
As 188.980	-3.5845	ppb	1.2208	34.1	-8.5343
B 249.678	47.4209	ppb	1.2437	2.6	754.228
Ba 389.178	3.2063	ppb	0.4408	13.7	48.2846
Be 313.042	0.0055	ppb	0.0076	137.1	-245.050
Ca 370.602	81.88	ppb	2.972	3.6	158.1
Cd 226.502	0.0626	ppb	0.0325	52.0	18.3824
Co 228.615	-0.0720	ppb	0.1559	216.5	5.5179
Cr 267.716	-0.0188	ppb	0.0435	231.3	6.2381
Cu 324.754	0.0078	ppb	0.2983	3838.6	184.930
Fe 271.441	1.8629	ppb	3.6868	197.9	19.8290
K 766.491	638.615	ppb	2.6575	0.4	21785.7
Mg 279.078	644.429	ppb	2.6580	0.4	1406.90
Mn 257.610	0.1223	ppb	0.0940	76.9	62.9825
Mo 202.032	-0.2197	ppb	0.3113	141.7	9.0715
Na 330.237	679.400	ppb	73.3264	10.8	80.8255
Ni 231.604	1.4177	ppb	0.7715	54.4	0.4741
Pb 220.353	-1.4767	ppb	0.9904	67.1	24.8945
Sb 206.834	-4.0902	ppb	2.6867	65.7	-3.4341
Se 196.026	-2.4819	ppb	2.4622	99.2	5.2651
Sn 189.925	1.6563	ppb	2.7905	168.5	-13.1825
Sr 216.596	0.2126	ppb	0.3833	180.3	17.2751
Ti 334.941	0.0184	ppb	0.0034	18.5	-51.1728
Tl 190.794	-0.5630	ppb	1.0458	185.7	-10.0028
V 292.401	0.3625	ppb	0.1828	50.4	-9.5482
Zn 206.200	-0.1640	ppb	0.5872	358.1	4.7571

E05302013.vvq. All Data Report 5/31/2013, 10:17:39 AM

680-90605-a-2-aPDS (Samp) **5/30/2013, 7:05:27 PM** **Rack 2, Tube 4**
Weight: 1 **Volume: 1** **Dilution: 1**

Label	Replicates Concentration		
Ag 328.068	48.7529	49.2954	49.8448
Al 308.215	1892.44	1934.27	1931.63
As 188.980	2133.16	2209.95	2201.87
B 249.678	1066.82	1096.60	1100.79
Ba 389.178	1970.02	2010.92	2002.64
Be 313.042	49.0204	50.0360	49.8146
Ca 370.602	5231	5325	5316
Cd 226.502	49.7579	51.1943	50.5253
Co 228.615	507.684	516.705	514.710
Cr 267.716	197.144	201.766	201.172
Cu 324.754	245.793	251.076	248.503
Fe 271.441	989.485	1005.44	1007.00
K 766.491	8537.31	8634.02	8626.83
Mg 279.078	8050.82	8236.18	8233.96
Mn 257.610	511.315	521.848	521.033
Mo 202.032	515.774	528.485	529.187
Na 330.237	8710.99	8732.35	8592.00
Ni 231.604	490.805	505.445	502.713
Pb 220.353	504.029	520.960	513.058
Sb 206.834	476.921	486.980	489.476
Se 196.026	2012.82	2087.40	2076.49
Sn 189.925	1000.88	1031.08	1014.69
Sr 216.596	503.942	519.761	516.835
Ti 334.941	978.749	999.846	996.926
Tl 190.794	2088.89	2152.61	2161.41
V 292.401	490.154	501.116	499.372
Zn 206.200	487.634	500.775	501.101

Label	Sol'n Conc.	Units	SD	%RSD	Int. (c/s)
Ag 328.068	49.2977	ppb	0.5459	1.1	3548.23
Al 308.215	1919.45	ppb	23.4257	1.2	11963.1
As 188.980	2181.66	ppb	42.1984	1.9	1097.94
B 249.678	1088.07	ppb	18.5256	1.7	14933.9
Ba 389.178	1994.53	ppb	21.6259	1.1	37305.2
Be 313.042	49.6237	ppb	0.5340	1.1	87887.1
Ca 370.602	5290	ppb	51.67	1.0	10691
Cd 226.502	50.4925	ppb	0.7188	1.4	1685.40
Co 228.615	513.033	ppb	4.7383	0.9	5920.52
Cr 267.716	200.027	ppb	2.5144	1.3	9255.72
Cu 324.754	248.457	ppb	2.6418	1.1	13942.5
Fe 271.441	1000.64	ppb	9.6922	1.0	1652.83
K 766.491	8599.39	ppb	53.8800	0.6	290169
Mg 279.078	8173.65	ppb	106.385	1.3	17422.0
Mn 257.610	518.066	ppb	5.8603	1.1	116155
Mo 202.032	524.482	ppb	7.5495	1.4	3565.80
Na 330.237	8678.45	ppb	75.6275	0.9	445.869
Ni 231.604	499.654	ppb	7.7847	1.6	1307.40
Pb 220.353	512.682	ppb	8.4720	1.7	786.069
Sb 206.834	484.459	ppb	6.6464	1.4	473.234
Se 196.026	2058.90	ppb	40.2818	2.0	955.064
Sn 189.925	1015.55	ppb	15.1184	1.5	832.545
Sr 216.596	513.512	ppb	8.4166	1.6	5387.62
Ti 334.941	991.841	ppb	11.4310	1.2	257828
Tl 190.794	2134.30	ppb	39.5745	1.9	1030.13
V 292.401	496.881	ppb	5.8903	1.2	12024.1
Zn 206.200	496.504	ppb	7.6826	1.5	643.791

E05302013.vvq. All Data Report 5/31/2013, 10:17:39 AM

680-90605-a-2-b ms (Samp) **5/30/2013, 7:10:02 PM** **Rack 2, Tube 5**
Weight: 1 **Volume: 1** **Dilution: 1**

Label	Replicates Concentration		
Ag 328.068	20.6470	19.5376	20.3535
Al 308.215	1975.63	1963.87	1974.40
As 188.980	42.5230	47.3420	48.5501
B 249.678	173.660	171.868	171.083
Ba 389.178	41.6859	40.9594	41.2659
Be 313.042	20.6487	20.5514	20.6253
Ca 370.602	2292	2290	2282
Cd 226.502	20.7341	20.6500	20.4808
Co 228.615	20.2447	20.4766	19.8595
Cr 267.716	40.8325	40.8985	41.0501
Cu 324.754	40.6151	41.1682	41.5715
Fe 271.441	2014.67	2006.51	2012.26
K 766.491	5300.41	5281.51	5309.31
Mg 279.078	5106.34	5084.15	5098.57
Mn 257.610	212.446	211.347	212.061
Mo 202.032	40.9391	41.5297	40.9594
Na 330.237	5715.44	5707.28	5648.10
Ni 231.604	42.6769	41.4834	40.7311
Pb 220.353	18.3692	21.3237	19.9838
Sb 206.834	16.5259	21.5749	15.6172
Se 196.026	41.2147	32.4515	35.9506
Sn 189.925	80.3178	78.2491	77.1895
Sr 216.596	42.2161	40.4047	41.9794
Ti 334.941	39.6827	39.5643	39.7232
Tl 190.794	12.9455	14.3386	17.1386
V 292.401	40.9636	41.4459	41.4408
Zn 206.200	40.2076	41.8372	41.0171

Label	Sol'n Conc.	Units	SD	%RSD	Int. (c/s)
Ag 328.068	20.1794	ppb	0.5749	2.8	1450.88
Al 308.215	1971.30	ppb	6.4658	0.3	12356.9
As 188.980	46.1384	ppb	3.1887	6.9	16.6354
B 249.678	172.204	ppb	1.3209	0.8	2450.92
Ba 389.178	41.3037	ppb	0.3647	0.9	772.605
Be 313.042	20.6085	ppb	0.0508	0.2	36381.9
Ca 370.602	2288	ppb	4.893	0.2	4414
Cd 226.502	20.6216	ppb	0.1290	0.6	701.816
Co 228.615	20.1936	ppb	0.3117	1.5	238.729
Cr 267.716	40.9270	ppb	0.1116	0.3	1900.53
Cu 324.754	41.1183	ppb	0.4801	1.2	2461.04
Fe 271.441	2011.15	ppb	4.1927	0.2	3176.84
K 766.491	5297.08	ppb	14.1991	0.3	178838
Mg 279.078	5096.35	ppb	11.2616	0.2	10877.9
Mn 257.610	211.951	ppb	0.5575	0.3	47557.4
Mo 202.032	41.1427	ppb	0.3353	0.8	289.356
Na 330.237	5690.27	ppb	36.7520	0.6	314.699
Ni 231.604	41.6305	ppb	0.9812	2.4	106.041
Pb 220.353	19.8923	ppb	1.4794	7.4	56.6377
Sb 206.834	17.9060	ppb	3.2097	17.9	18.2757
Se 196.026	36.5389	ppb	4.4111	12.1	23.2663
Sn 189.925	78.5855	ppb	1.5911	2.0	50.9894
Sr 216.596	41.5334	ppb	0.9846	2.4	451.436
Ti 334.941	39.6567	ppb	0.0826	0.2	10272.3
Tl 190.794	14.8076	ppb	2.1355	14.4	-2.5992
V 292.401	41.2835	ppb	0.2770	0.7	980.749
Zn 206.200	41.0206	ppb	0.8148	2.0	576869

E05302013.wvq. All Data Report 5/31/2013, 10:17:39 AM

680-90605-a-2-c msd (Samp) 5/30/2013, 7:14:48 PM Rack 2, Tube 6
 Weight: 1 Volume: 1 Dilution: 1

Label	Replicates Concentration		
Ag 328.068	20.3047	20.5145	20.0429
Al 308.215	1958.60	1967.85	1962.49
As 188.980	40.7558	42.0281	39.5098
B 249.678	159.497	160.912	159.243
Ba 389.178	40.6728	41.0475	40.8241
Be 313.042	20.5291	20.5634	20.4679
Ca 370.602	2252	2275	2271
Cd 226.502	20.6783	20.4874	20.2938
Co 228.615	20.8147	20.3909	20.0515
Cr 267.716	40.5452	40.7106	40.1978
Cu 324.754	40.9073	40.8683	41.0539
Fe 271.441	1995.62	1994.12	1992.79
K 766.491	5302.90	5315.24	5285.40
Mg 279.078	5098.41	5107.35	5093.35
Mn 257.610	210.577	211.751	210.480
Mo 202.032	40.7853	40.7868	40.7416
Na 330.237	5765.16	5511.30	5523.34
Ni 231.604	41.5624	42.0080	41.3832
Pb 220.353	20.6563	17.5632	18.5584
Sb 206.834	14.1636	14.0960	19.2299
Se 196.026	39.3455	36.0164	40.0024
Sn 189.925	79.2015	83.0023	81.9288
Sr 216.596	41.1635	41.2255	41.0588
Ti 334.941	39.3533	39.3907	39.2366
Tl 190.794	12.8132	20.2781	22.2826
V 292.401	40.5051	41.2990	40.6106
Zn 206.200	40.5824	40.2951	38.7798

Label	Sol'n Conc.	Units	SD	%RSD	Int. (c/s)
Ag 328.068	20.2873	ppb	0.2363	1.2	1458.73
Al 308.215	1962.98	ppb	4.6433	0.2	12305.6
As 188.980	40.7646	ppb	1.2592	3.1	13.9143
B 249.678	159.884	ppb	0.8992	0.6	2283.07
Ba 389.178	40.8481	ppb	0.1885	0.5	764.067
Be 313.042	20.5201	ppb	0.0484	0.2	36224.9
Ca 370.602	2266	ppb	12.20	0.5	4372
Cd 226.502	20.4865	ppb	0.1922	0.9	697.314
Co 228.615	20.4190	ppb	0.3824	1.9	241.324
Cr 267.716	40.4845	ppb	0.2617	0.6	1880.06
Cu 324.754	40.9431	ppb	0.0978	0.2	2451.34
Fe 271.441	1994.18	ppb	1.4166	0.1	3150.22
K 766.491	5301.18	ppb	14.9932	0.3	178976
Mg 279.078	5099.70	ppb	7.0938	0.1	10885.1
Mn 257.610	210.936	ppb	0.7077	0.3	47329.9
Mo 202.032	40.7712	ppb	0.0256	0.1	286.839
Na 330.237	5599.93	ppb	143.215	2.6	310.483
Ni 231.604	41.6512	ppb	0.3217	0.8	106.095
Pb 220.353	18.9260	ppb	1.5789	8.3	55.2045
Sb 206.834	15.8298	ppb	2.9447	18.6	16.2327
Se 196.026	38.4547	ppb	2.1371	5.6	24.1489
Sn 189.925	81.3775	ppb	1.9595	2.4	53.3183
Sr 216.596	41.1493	ppb	0.0842	0.2	447.397
Ti 334.941	39.3269	ppb	0.0804	0.2	10186.6
Tl 190.794	18.4579	ppb	4.9902	27.0	-0.8207
V 292.401	40.8049	ppb	0.4311	1.1	969.150
Zn 206.200	39.8857	ppb	0.9685	2.4	56.2266

E05302013.wvq. All Data Report 5/31/2013, 10:17:39 AM

680-90612-b-10-a (Samp) **5/30/2013, 7:19:23 PM** **Rack 2, Tube 7**
Weight: 1 **Volume: 1** **Dilution: 1**

Label	Replicates Concentration		
Ag 328.068	-0.2261u	-0.0500u	-0.3537u
Al 308.215	17.9243	18.5061	18.4198
As 188.980	0.4995	-6.1492u	-5.2294u
B 249.678	343.498	344.308	343.636
Ba 389.178	0.4945	0.1384	0.8116
Be 313.042	0.0036	-0.0058u	0.0003
Ca 370.602	34135	34015	33948
Cd 226.502	-0.1077u	0.1491	0.1690
Co 228.615	0.3906	-0.6158u	0.1827
Cr 267.716	0.4257	0.3310	0.3877
Cu 324.754	14.9545	15.0373	14.8004
Fe 271.441	22.6874	24.6995	21.9012
K 766.491	5207.07	5208.61	5206.08
Mg 279.078	8847.57	8841.22	8822.32
Mn 257.610	0.6893	0.6637	0.6657
Mo 202.032	1.3953	1.3760	0.7703
Na 330.237	100801x	100759x	100781x
Ni 231.604	2.4338	4.1376	2.8032
Pb 220.353	-1.3097u	-3.2677u	-1.0852u
Sb 206.834	-2.8857u	-2.3716u	-3.3991u
Se 196.026	1.1428	8.4392	-0.4269u
Sn 189.925	3.5180	4.1525	-0.6058u
Sr 216.596	556.940	554.585	553.820
Ti 334.941	0.3532	0.3763	0.3512
Tl 190.794	-3.6171u	-2.6352u	2.0318
V 292.401	1.3139	1.0079	1.0194
Zn 206.200	16.8148	15.0160	17.1219

Label	Sol'n Conc.	Units	SD	%RSD	Int. (c/s)
Ag 328.068	-0.2099b	ppb	0.1525	72.6	-52.6856
Al 308.215	18.2834b	ppb	0.3140	1.7	295.567
As 188.980	-3.6264b	ppb	3.6026	99.3	-8.5559
B 249.678	343.814b	ppb	0.4336	0.1	4793.35
Ba 389.178	0.4815b	ppb	0.3368	69.9	14.6288
Be 313.042	-0.0006b	ppb	0.0047	751.5	-256.225
Ca 370.602	34033b	ppb	95.23	0.3	66913
Cd 226.502	0.0701b	ppb	0.1543	220.0	18.2882
Co 228.615	-0.0142b	ppb	0.5313	3749.2	6.1599
Cr 267.716	0.3815b	ppb	0.0477	12.5	26.4350
Cu 324.754	14.9307b	ppb	0.1203	0.8	1010.66
Fe 271.441	23.0960b	ppb	1.4432	6.2	53.1750
K 766.491	5207.25b	ppb	1.2712	0.0	175809
Mg 279.078	8837.04b	ppb	13.1334	0.1	18842.6
Mn 257.610	0.6729b	ppb	0.0142	2.1	250.941
Mo 202.032	1.1805b	ppb	0.3554	30.1	18.5631
Na 330.237	100780xb	ppb	21.0417	0.0	4777.33
Ni 231.604	3.1249b	ppb	0.8963	28.7	4.9560
Pb 220.353	-1.8875b	ppb	1.2005	63.6	24.2848
Sb 206.834	-2.8855b	ppb	0.5138	17.8	-2.2619
Se 196.026	3.0517b	ppb	4.7313	155.0	7.8144
Sn 189.925	2.3549b	ppb	2.5836	109.7	-12.5502
Sr 216.596	555.115b	ppb	1.6264	0.3	5840.81
Ti 334.941	0.3603b	ppb	0.0139	3.9	64.8910
Tl 190.794	-1.4068b	ppb	3.0182	214.5	-10.4146
V 292.401	1.1137b	ppb	0.1734	15.6	7.9427
Zn 206.200	16.3175b	ppb	1.1376	117.0	25.9825

E05302013.vvq. All Data Report 5/31/2013, 10:17:39 AM

680-90614-a-4-a (Samp) **5/30/2013, 7:24:09 PM** **Rack 2, Tube 8**
Weight: 1 **Volume: 1** **Dilution: 1**

Label	Replicates Concentration		
Ag 328.068	-0.1949u	-0.1803u	-0.2341u
Al 308.215	62.6411	62.9023	66.0735
As 188.980	4.3246	0.2969	-1.7727u
B 249.678	180.245	178.970	182.772
Ba 389.178	28.7870	28.4150	28.1017
Be 313.042	0.0029	-0.0034u	0.0021
Ca 370.602	22359	22274	22526
Cd 226.502	-0.0576u	0.1262	0.1336
Co 228.615	-0.1527u	0.3010	-0.0813u
Cr 267.716	0.2123	0.0888	0.1271
Cu 324.754	7.8272	7.9534	8.0422
Fe 271.441	12.3004	-0.5925u	9.1283
K 766.491	2893.29	2890.25	2929.36
Mg 279.078	12192.9	12114.6	12274.6
Mn 257.610	0.1539	0.2218	0.1755
Mo 202.032	1.6763	1.9920	1.1597
Na 330.237	58575.4	58642.9	59520.1
Ni 231.604	3.4596	2.9262	3.2360
Pb 220.353	0.2187	-2.7203u	2.0523
Sb 206.834	-6.1033u	-3.8144u	-0.3639u
Se 196.026	-3.5374u	-0.4838u	-8.2130u
Sn 189.925	-0.4926u	4.1287	3.0586
Sr 216.596	228.281	227.363	229.895
Ti 334.941	-0.1267	-0.1308	-0.1268
Tl 190.794	-0.7300u	7.1962	-2.2491u
V 292.401	2.8222	3.0240	3.0801
Zn 206.200	9.0816	9.4419	8.3570

Label	Sol'n Conc.	Units	SD	%RSD	Int. (c/s)
Ag 328.068	-0.2031	ppb	0.0278	13.7	-38.1726
Al 308.215	63.8723	ppb	1.9108	3.0	576.950
As 188.980	0.9496	ppb	3.1006	326.5	-6.2382
B 249.678	180.662	ppb	1.9351	1.1	2569.99
Ba 389.178	28.4345	ppb	0.3431	1.2	544.394
Be 313.042	0.0005	ppb	0.0034	659.5	-253.688
Ca 370.602	22386	ppb	128.2	0.6	44014
Cd 226.502	0.0674	ppb	0.1083	160.6	18.4026
Co 228.615	0.0223	ppb	0.2439	1091.9	6.5558
Cr 267.716	0.1427	ppb	0.0632	44.3	14.6682
Cu 324.754	7.9409	ppb	0.1081	1.4	623.900
Fe 271.441	6.9454	ppb	6.7179	96.7	27.8374
K 766.491	2904.30	ppb	21.7527	0.7	98169.4
Mg 279.078	12194.0	ppb	80.0188	0.7	25987.0
Mn 257.610	0.1837	ppb	0.0347	18.9	167.845
Mo 202.032	1.6093	ppb	0.4202	26.1	21.4680
Na 330.237	58912.8	ppb	527.007	0.9	2813.01
Ni 231.604	3.2073	ppb	0.2679	8.4	5.1721
Pb 220.353	-0.1498	ppb	2.4075	1607.4	26.8591
Sb 206.834	-3.4272	ppb	2.8892	84.3	-2.8027
Se 196.026	-4.0781	ppb	3.8928	95.5	4.5298
Sn 189.925	2.2316	ppb	2.4191	108.4	-12.6727
Sr 216.596	228.513	ppb	1.2815	0.6	2414.03
Ti 334.941	-0.1281	ppb	0.0023	1.8	-45.0601
Tl 190.794	1.4057	ppb	5.0719	360.8	-9.0441
V 292.401	2.9754	ppb	0.1356	4.6	53.6077
Zn 206.200	8.9602	ppb	0.5525	6.2	16.5076

E05302013.vvq. All Data Report 5/31/2013, 10:17:39 AM

680-90614-a-3-d (Samp) **5/30/2013, 7:28:46 PM** **Rack 2, Tube 9**
Weight: 1 **Volume: 1** **Dilution: 1**

Label	Replicates Concentration		
Ag 328.068	-0.2112u	-0.1802u	-0.2600u
Al 308.215	67.3818	73.1093	70.2159
As 188.980	2.0565	-1.7053u	2.9974
B 249.678	171.966	177.179	176.536
Ba 389.178	27.2395	29.5618	28.8272
Be 313.042	-0.0071u	-0.0045u	-0.0079u
Ca 370.602	21829	22485	22311
Cd 226.502	0.0067	0.0623	-0.2152u
Co 228.615	-0.2885u	-0.5538u	-0.5129u
Cr 267.716	-0.0401u	0.1816	0.0125
Cu 324.754	1.8378	1.9850	1.8253
Fe 271.441	4.7073	6.6084	7.2504
K 766.491	2858.13	2934.91	2915.30
Mg 279.078	11891.4	12265.5	12205.9
Mn 257.610	0.1855	0.1969	0.1857
Mo 202.032	0.9488	1.7937	2.2182
Na 330.237	57517.3	59490.2	59050.6
Ni 231.604	3.8280	2.1846	0.4402
Pb 220.353	-0.5285u	1.4406	-1.8391u
Sb 206.834	-5.1779u	-1.6142u	-8.0214u
Se 196.026	-1.0798u	-7.0322u	-0.8886u
Sn 189.925	-1.4672u	2.0179	0.4800
Sr 216.596	222.541	229.315	229.131
Ti 334.941	-0.1145	-0.1296	-0.0862
Tl 190.794	3.2569	-10.3245u	-0.1907u
V 292.401	3.1767	3.0423	3.0029
Zn 206.200	2.1167	1.0392	0.3835

Label	Sol'n Conc.	Units	SD	%RSD	Int. (c/s)
Ag 328.068	-0.2172	ppb	0.0402	18.5	-39.1023
Al 308.215	70.2357	ppb	2.8638	4.1	616.271
As 188.980	1.1162	ppb	2.4884	222.9	-6.1538
B 249.678	175.227	ppb	2.8421	1.6	2495.93
Ba 389.178	28.5428	ppb	1.1869	4.2	546.253
Be 313.042	-0.0065	ppb	0.0018	27.3	-266.178
Ca 370.602	22208	ppb	339.8	1.5	43664
Cd 226.502	-0.0488	ppb	0.1468	301.1	14.5604
Co 228.615	-0.4517	ppb	0.1428	31.6	1.0978
Cr 267.716	0.0514	ppb	0.1158	225.5	10.4363
Cu 324.754	1.8827	ppb	0.0888	4.7	288.699
Fe 271.441	6.1887	ppb	1.3225	21.4	26.5942
K 766.491	2902.78	ppb	39.8925	1.4	98118.2
Mg 279.078	12120.9	ppb	201.054	1.7	25831.4
Mn 257.610	0.1894	ppb	0.0065	3.4	168.490
Mo 202.032	1.6536	ppb	0.6462	39.1	21.7681
Na 330.237	58686.0	ppb	1035.75	1.8	2802.48
Ni 231.604	2.1509	ppb	1.6942	78.8	2.3998
Pb 220.353	-0.3090	ppb	1.6508	534.2	26.6227
Sb 206.834	-4.9378	ppb	3.2103	65.0	-4.2914
Se 196.026	-3.0002	ppb	3.4931	116.4	5.0264
Sn 189.925	0.3436	ppb	1.7465	508.4	-14.2477
Sr 216.596	226.996	ppb	3.8586	1.7	2398.12
Ti 334.941	-0.1101	ppb	0.0220	20.0	-40.6838
Tl 190.794	-2.4194	ppb	7.0597	291.8	-10.9073
V 292.401	3.0739	ppb	0.0911	3.0	56.0100
Zn 206.200	1.1798	ppb	0.8751	74.2	6.4875

E05302013.vvq. All Data Report 5/31/2013, 10:17:39 AM

680-90614-a-2-b (Samp) 5/30/2013, 7:33:21 PM Rack 2, Tube 10
 Weight: 1 Volume: 1 Dilution: 1

Label	Replicates Concentration		
Ag 328.068	-0.4389u	-0.1654u	-0.0105u
Al 308.215	72.0358	71.2107	69.6623
As 188.980	-2.6212u	0.4280	0.6141
B 249.678	172.534	172.465	172.138
Ba 389.178	28.7656	28.9389	28.3403
Be 313.042	-0.0019u	-0.0062u	-0.0043u
Ca 370.602	22214	22040	22002
Cd 226.502	0.1530	0.1114	0.2339
Co 228.615	-0.1982u	0.6093	0.4400
Cr 267.716	0.4937	0.3496	0.4987
Cu 324.754	168.727	165.305	165.390
Fe 271.441	16.4224	5.7485	14.3339
K 766.491	2876.59	2863.00	2867.89
Mg 279.078	12080.2	11993.7	11948.4
Mn 257.610	0.7128	0.7259	0.7779
Mo 202.032	1.2631	1.9284	1.5769
Na 330.237	58288.3	58119.3	57904.6
Ni 231.604	5.0194	4.3333	4.5236
Pb 220.353	59.6712	59.2455	62.1795
Sb 206.834	-2.1460u	-2.1485u	-3.0282u
Se 196.026	-0.7033u	-4.1605u	-2.8323u
Sn 189.925	0.9924	2.8282	4.7418
Sr 216.596	227.771	224.778	224.578
Ti 334.941	-0.0431	-0.0675	-0.0221
Tl 190.794	0.1185	-3.0781u	0.3978
V 292.401	3.3489	3.2729	3.0451
Zn 206.200	317.382	316.967	308.814

Label	Sol'n Conc.	Units	SD	%RSD	Int. (c/s)
Ag 328.068	-0.2050	ppb	0.2169	105.8	-38.1723
Al 308.215	70.9696	ppb	1.2050	1.7	620.747
As 188.980	-0.5264	ppb	1.8166	345.1	-6.9856
B 249.678	172.379	ppb	0.2117	0.1	2457.10
Ba 389.178	28.6816	ppb	0.3080	1.1	548.630
Be 313.042	-0.0041	ppb	0.0022	52.2	-261.911
Ca 370.602	22085	ppb	113.0	0.5	43422
Cd 226.502	0.1661	ppb	0.0623	37.5	21.6709
Co 228.615	0.2837	ppb	0.4259	150.1	9.5682
Cr 267.716	0.4474	ppb	0.0847	18.9	28.7337
Cu 324.754	166.474	ppb	1.9519	1.2	9395.54
Fe 271.441	12.1683	ppb	5.6569	46.5	36.0700
K 766.491	2869.16	ppb	6.8864	0.2	96984.7
Mg 279.078	12007.4	ppb	66.9572	0.6	25589.9
Mn 257.610	0.7389	ppb	0.0344	4.7	290.764
Mo 202.032	1.5894	ppb	0.3328	20.9	21.3324
Na 330.237	58104.1	ppb	192.265	0.3	2770.95
Ni 231.604	4.6254	ppb	0.3542	7.7	8.8948
Pb 220.353	60.3654	ppb	1.5854	2.6	116.579
Sb 206.834	-2.4409	ppb	0.5086	20.8	-1.8290
Se 196.026	-2.5654	ppb	1.7440	68.0	5.2268
Sn 189.925	2.8541	ppb	1.8749	65.7	-12.1538
Sr 216.596	225.709	ppb	1.7886	0.8	2384.58
Ti 334.941	-0.0443	ppb	0.0227	51.4	-23.9632
Tl 190.794	-0.8539	ppb	1.9312	226.2	-10.1442
V 292.401	3.2223	ppb	0.1581	4.9	59.6236
Zn 206.200	314.388	ppb	4.8314	1.5	409.867

E05302013.wvq. All Data Report 5/31/2013, 10:17:39 AM

680-90614-a-1-b (Samp) 5/30/2013, 7:37:57 PM Rack 2, Tube 11
 Weight: 1 Volume: 1 Dilution: 1

Label	Replicates Concentration		
Ag 328.068	-0.1739u	-0.2412u	-0.2040u
Al 308.215	63.7490	66.0287	66.9097
As 188.980	-2.0286u	-1.0661u	2.6876
B 249.678	169.881	171.504	171.793
Ba 389.178	28.5712	29.1755	28.5842
Be 313.042	0.0016	-0.0057u	-0.0077u
Ca 370.602	21871	21901	21969
Cd 226.502	-0.0685u	0.1051	0.0422
Co 228.615	0.3800	-0.0753u	-0.1965u
Cr 267.716	0.1060	0.1718	0.2488
Cu 324.754	7.1334	7.1285	7.3450
Fe 271.441	4.2526	11.9606	8.9084
K 766.491	2875.25	2887.67	2881.27
Mg 279.078	11956.0	12030.9	12070.8
Mn 257.610	0.1309	0.1387	0.1634
Mo 202.032	1.7141	1.6750	1.6503
Na 330.237	58050.4	58362.5	58263.5
Ni 231.604	2.6732	2.1928	1.3546
Pb 220.353	2.5677	2.1492	1.2192
Sb 206.834	-6.7838u	0.0592	-7.0517u
Se 196.026	1.7120	0.3521	-10.9117u
Sn 189.925	5.8914	-1.7487u	-1.0786u
Sr 216.596	223.402	224.505	226.114
Ti 334.941	-0.1416	-0.0752	-0.1299
Tl 190.794	-1.9132u	1.9490	9.0663
V 292.401	2.9399	3.2130	3.0707
Zn 206.200	19.0208	17.5983	16.4066

Label	Sol'n Conc.	Units	SD	%RSD	Int. (c/s)
Ag 328.068	-0.2064	ppb	0.0337	16.3	-38.2493
Al 308.215	65.5625	ppb	1.6311	2.5	587.375
As 188.980	-0.1357	ppb	2.4920	1836.7	-6.7878
B 249.678	171.059	ppb	1.0307	0.6	2439.12
Ba 389.178	28.7770	ppb	0.3452	1.2	550.410
Be 313.042	-0.0039	ppb	0.0049	124.4	-261.630
Ca 370.602	21914	ppb	50.38	0.2	43085
Cd 226.502	0.0263	ppb	0.0879	334.7	17.0493
Co 228.615	0.0361	ppb	0.3039	842.5	6.7136
Cr 267.716	0.1755	ppb	0.0715	40.7	16.1691
Cu 324.754	7.2023	ppb	0.1236	1.7	583.032
Fe 271.441	8.3739	ppb	3.8817	46.4	30.0824
K 766.491	2881.40	ppb	6.2100	0.2	97397.2
Mg 279.078	12019.2	ppb	58.2823	0.5	25615.0
Mn 257.610	0.1444	ppb	0.0170	11.8	157.570
Mo 202.032	1.6798	ppb	0.0322	1.9	21.9457
Na 330.237	58225.4	ppb	159.501	0.3	2780.65
Ni 231.604	2.0735	ppb	0.6673	32.2	2.1957
Pb 220.353	1.9787	ppb	0.6902	34.9	30.0147
Sb 206.834	-4.5921	ppb	4.0304	87.8	-3.9501
Se 196.026	-2.9492	ppb	6.9292	234.9	5.0498
Sn 189.925	1.0214	ppb	4.2309	414.2	-13.6826
Sr 216.596	224.674	ppb	1.3639	0.6	2373.74
Ti 334.941	-0.1156	ppb	0.0355	30.7	-42.5114
Tl 190.794	3.0340	ppb	5.5696	183.6	-8.2512
V 292.401	3.0745	ppb	0.1366	4.4	56.0170
Zn 206.200	17.6753	ppb	1.3088	7.4	27.7317

E05302013.vvq. All Data Report 5/31/2013, 10:17:39 AM

680-90614-a-5-a (Samp) 5/30/2013, 7:42:34 PM Rack 2, Tube 12

Weight: 1 Volume: 1 Dilution: 1

Label	Replicates Concentration		
Ag 328.068	-0.2544u	-0.2187u	-0.0181u
Al 308.215	60.9390	61.9642	61.5629
As 188.980	-2.9330u	-2.8083u	4.8776
B 249.678	174.862	173.205	175.090
Ba 389.178	27.0975	25.9494	26.4738
Be 313.042	-0.0020u	0.0055	0.0052
Ca 370.602	21061	20869	21035
Cd 226.502	0.1750	-0.2524u	-0.1541u
Co 228.615	-0.4943u	-0.1719u	-0.5029u
Cr 267.716	0.3394	-0.0603u	0.0610
Cu 324.754	126.044	124.142	124.294
Fe 271.441	13.9146	10.1593	7.1976
K 766.491	2798.19	2772.45	2790.02
Mg 279.078	11501.9	11376.9	11483.2
Mn 257.610	0.8226	0.8522	0.8356
Mo 202.032	2.2184	2.0985	1.2984
Na 330.237	64707.4	64207.1	64361.1
Ni 231.604	3.4615	2.6482	2.8163
Pb 220.353	-2.5381u	-4.6100u	1.4379
Sb 206.834	-7.3630u	-2.2604u	-4.3132u
Se 196.026	7.3177	1.8825	-3.8541u
Sn 189.925	4.2699	-0.8306u	1.4525
Sr 216.596	214.927	213.733	214.789
Ti 334.941	-0.0345	-0.0295	-0.1484
Tl 190.794	3.7113	-1.8239u	-0.2219u
V 292.401	3.1108	2.9631	3.0480
Zn 206.200	10.6463	10.0919	11.6451

Label	Sol'n Conc.	Units	SD	%RSD	Int. (c/s)
Ag 328.068	-0.1637	ppb	0.1274	77.8	-34.6386
Al 308.215	61.4887	ppb	0.5166	0.8	562.244
As 188.980	-0.2879	ppb	4.4739	1553.9	-6.8650
B 249.678	174.385	ppb	1.0289	0.6	2484.45
Ba 389.178	26.5069	ppb	0.5748	2.2	506.800
Be 313.042	0.0029	ppb	0.0042	144.4	-250.439
Ca 370.602	20988	ppb	104.5	0.5	41265
Cd 226.502	-0.0772	ppb	0.2238	290.0	13.6005
Co 228.615	-0.3897	ppb	0.1886	48.4	1.8063
Cr 267.716	0.1133	ppb	0.2049	180.8	13.4056
Cu 324.754	124.827	ppb	1.0570	0.8	7091.20
Fe 271.441	10.4238	ppb	3.3663	32.3	33.2503
K 766.491	2786.89	ppb	13.1527	0.5	94211.1
Mg 279.078	11454.0	ppb	67.4287	0.6	24412.0
Mn 257.610	0.8368	ppb	0.0148	1.8	308.297
Mo 202.032	1.8718	ppb	0.5002	26.7	23.2472
Na 330.237	64425.2	ppb	256.242	0.4	3071.63
Ni 231.604	2.9754	ppb	0.4293	14.4	4.5641
Pb 220.353	-1.9034	ppb	3.0735	161.5	24.2593
Sb 206.834	-4.6456	ppb	2.5675	55.3	-4.0055
Se 196.026	1.7821	ppb	5.5866	313.5	7.2297
Sn 189.925	1.6306	ppb	2.5549	156.7	-13.1727
Sr 216.596	214.483	ppb	0.6530	0.3	2266.74
Ti 334.941	-0.0708	ppb	0.0673	95.0	-33.6326
Tl 190.794	0.5552	ppb	2.8483	513.0	-9.4591
V 292.401	3.0406	ppb	0.0741	2.4	55.1157
Zn 206.200	10.7944	ppb	0.7871	7.3	18.8701

E05302013.vvq. All Data Report 5/31/2013, 10:17:39 AM

680-90709-a-1-a (Samp) 5/30/2013, 7:56:30 PM Rack 2, Tube 15

Weight: 1

Volume: 1

Dilution: 1

Label	Replicates Concentration		
Ag 328.068	1.4505	1.3046	1.1405
Al 308.215	281.042	281.640	280.466
As 188.980	-6.4172u	0.5794	-0.7244u
B 249.678	57.7185	58.6958	57.3971
Ba 389.178	50.0899	49.5080	49.9966
Be 313.042	0.0114	0.0069	0.0223
Ca 370.602	29890	29877	29822
Cd 226.502	0.2502	0.3393	0.2154
Co 228.615	0.0662	-0.3268u	-0.4012u
Cr 267.716	2.5767	2.8967	2.8407
Cu 324.754	117.689	117.499	117.774
Fe 271.441	1054.61	1058.82	1042.12
K 766.491	10441.5	10471.9	10429.8
Mg 279.078	8758.63	8780.06	8755.37
Mn 257.610	15.7931	15.8606	15.9207
Mo 202.032	3.1108	3.7976	3.2684
Na 330.237	58154.2	58642.1	58134.9
Ni 231.604	4.3458	5.7271	5.9133
Pb 220.353	6.5491	5.5374	4.7286
Sb 206.834	-3.4177u	-3.0863u	-1.5126u
Se 196.026	-9.6599u	-0.2282u	3.1928
Sn 189.925	0.2026	0.8258	1.4062
Sr 216.596	193.071	192.673	193.900
Ti 334.941	62.0491	59.5720	60.1024
Tl 190.794	-3.5577u	0.2681	2.8922
V 292.401	0.2420	0.5019	0.4302
Zn 206.200	139.490	137.686	138.006

Label	Sol'n Conc.	Units	SD	%RSD	Int. (c/s)
Ag 328.068	1.2985	ppb	0.1551	11.9	72.4752
Al 308.215	281.050	ppb	0.5869	0.2	1919.34
As 188.980	-2.1874	ppb	3.7207	170.1	-7.8338
B 249.678	57.9371	ppb	0.6764	1.2	895.572
Ba 389.178	49.8648	ppb	0.3125	0.6	939.090
Be 313.042	0.0135	ppb	0.0079	58.6	-228.339
Ca 370.602	29863	ppb	35.87	0.1	58684
Cd 226.502	0.2683	ppb	0.0639	23.8	27.5126
Co 228.615	-0.2206	ppb	0.2512	113.9	5.1188
Cr 267.716	2.7714	ppb	0.1709	6.2	136.640
Cu 324.754	117.654	ppb	0.1405	0.1	6694.75
Fe 271.441	1051.85	ppb	8.6821	0.8	1668.12
K 766.491	10447.7	ppb	21.7011	0.2	352483
Mg 279.078	8764.69	ppb	13.4139	0.2	18688.5
Mn 257.610	15.8581	ppb	0.0639	0.4	3655.00
Mo 202.032	3.3923	ppb	0.3598	10.6	33.5124
Na 330.237	58310.4	ppb	287.434	0.5	2782.52
Ni 231.604	5.3287	ppb	0.8563	16.1	10.7633
Pb 220.353	5.6050	ppb	0.9122	16.3	35.4251
Sb 206.834	-2.6722	ppb	1.0178	38.1	-2.0356
Se 196.026	-2.2318	ppb	6.6565	298.3	5.3711
Sn 189.925	0.8115	ppb	0.6019	74.2	-13.8542
Sr 216.596	193.214	ppb	0.6258	0.3	2045.39
Ti 334.941	60.5745	ppb	1.3043	2.2	15721.8
Tl 190.794	-0.1325	ppb	3.2436	2448.7	-9.8304
V 292.401	0.3914	ppb	0.1342	34.3	-8.9797
Zn 206.200	138.394	ppb	0.9623	0.7	183.207

E05302013.vvq. All Data Report 5/31/2013, 10:17:39 AM

680-90709-a-3-a (Samp) 5/30/2013, 8:01:05 PM Rack 2, Tube 16

Weight: 1

Volume: 1

Dilution: 1

Label	Replicates Concentration		
Ag 328.068	0.2745	0.1340	-0.0216u
Al 308.215	153.710	153.336	153.620
As 188.980	2.4803	0.0960	-1.0464u
B 249.678	50.8485	50.5179	50.6833
Ba 389.178	27.5618	27.0991	26.9587
Be 313.042	0.0027u	0.0109	0.0124
Ca 370.602	22756	22595	22691
Cd 226.502	0.2690	0.2341	0.1148
Co 228.615	0.0211	-0.0545u	-0.0683u
Cr 267.716	1.8642	1.7326	1.7666
Cu 324.754	82.2135	82.0518	82.5470
Fe 271.441	576.178	578.104	579.323
K 766.491	10116.4	10060.3	10085.3
Mg 279.078	6900.19	6870.17	6918.83
Mn 257.610	14.0877	14.1285	14.1914
Mo 202.032	5.5967	6.0093	5.9576
Na 330.237	110396x	109542x	110381x
Ni 231.604	1.9677	2.5285	3.9304
Pb 220.353	5.0002	1.1241	3.0610
Sb 206.834	-0.5361u	-1.2984u	-0.9715u
Se 196.026	-3.1099u	3.2528	-1.3828u
Sn 189.925	2.8988	1.0277	0.1338
Sr 216.596	145.970	143.215	145.544
Ti 334.941	20.0835	19.8875	20.0065
Tl 190.794	-6.1622u	10.6134	4.3203
V 292.401	0.4914	0.7942	0.7439
Zn 206.200	169.271	173.592	170.928

Label	Sol'n Conc.	Units	SD	%RSD	Int. (c/s)
Ag 328.068	0.1290b	ppb	0.1481	114.9	-10.3315
Al 308.215	153.555b	ppb	0.1951	0.1	1131.70
As 188.980	0.5099b	ppb	1.7994	352.9	-6.4657
B 249.678	50.6832b	ppb	0.1653	0.3	797.610
Ba 389.178	27.2065b	ppb	0.3156	1.2	510.934
Be 313.042	0.0087b	ppb	0.0052	59.9	-245.190
Ca 370.602	22681b	ppb	81.05	0.4	44571
Cd 226.502	0.2059b	ppb	0.0809	39.3	24.0489
Co 228.615	-0.0339b	ppb	0.0481	142.0	6.2707
Cr 267.716	1.7878b	ppb	0.0684	3.8	91.8385
Cu 324.754	82.2708b	ppb	0.2525	0.3	4736.91
Fe 271.441	577.868b	ppb	1.5856	0.3	924.073
K 766.491	10087.4b	ppb	28.1044	0.3	340333
Mg 279.078	6896.40b	ppb	24.5523	0.4	14712.3
Mn 257.610	14.1359b	ppb	0.0522	0.4	3252.86
Mo 202.032	5.8545b	ppb	0.2248	3.8	50.2291
Na 330.237	110107xb	ppb	488.896	0.4	5212.61
Ni 231.604	2.8089b	ppb	1.0110	36.0	4.1382
Pb 220.353	3.0618b	ppb	1.9381	63.3	31.6431
Sb 206.834	-0.9353b	ppb	0.3825	40.9	-0.3759
Se 196.026	-0.4133b	ppb	3.2903	796.1	6.2143
Sn 189.925	1.3535b	ppb	1.4110	104.3	-13.3871
Sr 216.596	144.910b	ppb	1.4827	1.0	1537.63
Ti 334.941	19.9925b	ppb	0.0987	0.5	5160.03
Tl 190.794	2.9238b	ppb	8.4745	289.8	-8.3274
V 292.401	0.6765b	ppb	0.1623	24.0	-3.2962
Zn 206.200	171.264b	ppb	2.1799	124.3	225.538

E05302013.vvq. All Data Report 5/31/2013, 10:17:39 AM

680-90709-a-5-a (Samp) 5/30/2013, 8:05:40 PM Rack 2, Tube 17
 Weight: 1 Volume: 1 Dilution: 1

Label	Replicates Concentration		
Ag 328.068	0.3529	0.0411u	0.4029
Al 308.215	339.644	338.829	339.310
As 188.980	-1.1903u	2.9748	-3.7039u
B 249.678	68.0214	68.7941	68.3561
Ba 389.178	52.0338	52.2411	53.2760
Be 313.042	0.0118	0.0204	0.0141
Ca 370.602	30537	30560	30655
Cd 226.502	0.2230	0.2995	0.3119
Co 228.615	0.5883	0.1575	1.0466
Cr 267.716	5.2698	5.1684	5.3650
Cu 324.754	136.569	135.373	137.768
Fe 271.441	1814.50	1810.60	1821.89
K 766.491	17074.3	17074.3	17147.1
Mg 279.078	8850.77	8835.22	8865.56
Mn 257.610	29.0165	28.9626	29.1340
Mo 202.032	34.6763	34.5762	35.2842
Na 330.237	73619.7	73100.5	73012.6
Ni 231.604	5.5967	5.9137	6.4176
Pb 220.353	9.8726	12.2445	8.5513
Sb 206.834	-3.1989u	-2.5692u	-2.1585u
Se 196.026	-5.5458u	-5.4259u	-3.9953u
Sn 189.925	-0.6631u	3.1286	5.5077
Sr 216.596	180.354	180.636	181.344
Ti 334.941	20.9303	22.3709	23.2828
Tl 190.794	-2.8719u	1.2587	3.7811
V 292.401	0.6511	0.8264	0.9381
Zn 206.200	216.702	214.923	215.900

Label	Sol'n Conc.	Units	SD	%RSD	Int. (c/s)
Ag 328.068	0.2656	ppb	0.1961	73.8	-1.9152
Al 308.215	339.261	ppb	0.4096	0.1	2280.62
As 188.980	-0.6398	ppb	3.3732	527.2	-7.0626
B 249.678	68.3905	ppb	0.3875	0.6	1036.59
Ba 389.178	52.5169	ppb	0.6654	1.3	989.887
Be 313.042	0.0154	ppb	0.0045	28.9	-231.241
Ca 370.602	30584	ppb	62.78	0.2	60051
Cd 226.502	0.2781	ppb	0.0481	17.3	29.6140
Co 228.615	0.5975	ppb	0.4446	74.4	12.8440
Cr 267.716	5.2678	ppb	0.0983	1.9	252.480
Cu 324.754	136.570	ppb	1.1977	0.9	7742.59
Fe 271.441	1815.66	ppb	5.7329	0.3	2867.30
K 766.491	17098.6	ppb	42.0603	0.2	576705
Mg 279.078	8850.52	ppb	15.1749	0.2	18871.0
Mn 257.610	29.0377	ppb	0.0876	0.3	6610.19
Mo 202.032	34.8456	ppb	0.3832	1.1	246.740
Na 330.237	73244.3	ppb	328.125	0.4	3482.09
Ni 231.604	5.9760	ppb	0.4140	6.9	12.4772
Pb 220.353	10.2228	ppb	1.8713	18.3	42.3021
Sb 206.834	-2.6422	ppb	0.5240	19.8	-2.3581
Se 196.026	-4.9890	ppb	0.8626	17.3	4.0945
Sn 189.925	2.6577	ppb	3.1122	117.1	-12.3088
Sr 216.596	180.778	ppb	0.5101	0.3	1915.29
Ti 334.941	22.1947	ppb	1.1861	5.3	5743.49
Tl 190.794	0.7226	ppb	3.3588	464.8	-9.4466
V 292.401	0.8052	ppb	0.1447	18.0	-4.3584
Zn 206.200	215.842	ppb	0.8998	0.4	282.951

E05302013.vvq. All Data Report 5/31/2013, 10:17:39 AM

90639-A-3 (Samp)

5/30/2013, 8:10:14 PM

Rack 2, Tube 18

Weight: 1

Volume: 1

Dilution: 1

Label	Replicates Concentration		
Ag 328.068	9.3417	9.4433	8.8793
Al 308.215	18.8084	21.2707	19.7422
As 188.980	-0.8387u	8.5635	0.5488
B 249.678	10.8977	10.2065	10.5267
Ba 389.178	17.2578	15.9829	16.6918
Be 313.042	0.0043	0.0052	0.0073
Ca 370.602	5481	5468	5457
Cd 226.502	0.0895	0.1893	-0.0292u
Co 228.615	-0.3457u	-0.5587u	-0.2747u
Cr 267.716	0.1088	0.0831	0.0525
Cu 324.754	384.223	386.543	385.173
Fe 271.441	41.0291	40.1782	40.7742
K 766.491	579.174	581.357	575.297
Mg 279.078	1229.80	1226.12	1221.44
Mn 257.610	18.9177	18.9438	18.8186
Mo 202.032	0.1251	-0.7122u	-0.1677u
Na 330.237	7444.46	7498.09	7496.49
Ni 231.604	1.2649	1.9913	2.5765
Pb 220.353	-0.4099u	-0.2599u	0.3462
Sb 206.834	-0.8923u	-5.4558u	-2.7965u
Se 196.026	-2.3226u	5.2786	-1.3952u
Sn 189.925	0.6172	0.1699	0.7344
Sr 216.596	19.3884	18.8165	18.9256
Ti 334.941	0.3885	0.3500	0.3412
Tl 190.794	0.2816	3.8170	-1.4782u
V 292.401	0.1220	0.0628	0.2575
Zn 206.200	18.2195	17.2200	18.9515

Label	Sol'n Conc.	Units	SD	%RSD	Int. (c/s)
Ag 328.068	9.2214	ppb	0.3006	3.3	655.318
Al 308.215	19.9404	ppb	1.2431	6.2	305.910
As 188.980	2.7579	ppb	5.0754	184.0	-5.3228
B 249.678	10.5437	ppb	0.3459	3.3	251.608
Ba 389.178	16.6442	ppb	0.6388	3.8	300.829
Be 313.042	0.0056	ppb	0.0016	28.0	-243.835
Ca 370.602	5468	ppb	12.17	0.2	10748
Cd 226.502	0.0832	ppb	0.1094	131.5	19.1227
Co 228.615	-0.3930	ppb	0.1478	37.6	1.8327
Cr 267.716	0.0815	ppb	0.0282	34.6	11.0777
Cu 324.754	385.313	ppb	1.1663	0.3	21503.9
Fe 271.441	40.6605	ppb	0.4367	1.1	80.6942
K 766.491	578.609	ppb	3.0693	0.5	19762.7
Mg 279.078	1225.79	ppb	4.1936	0.3	2643.86
Mn 257.610	18.8934	ppb	0.0661	0.3	4272.78
Mo 202.032	-0.2516	ppb	0.4249	168.9	8.8537
Na 330.237	7479.68	ppb	30.5121	0.4	399.635
Ni 231.604	1.9442	ppb	0.6570	33.8	1.8577
Pb 220.353	-0.1079	ppb	0.4003	371.1	26.9295
Sb 206.834	-3.0482	ppb	2.2922	75.2	-2.4065
Se 196.026	0.5203	ppb	4.1468	797.0	6.6521
Sn 189.925	0.5072	ppb	0.2979	58.7	-14.1363
Sr 216.596	19.0435	ppb	0.3036	1.6	215.357
Ti 334.941	0.3599	ppb	0.0252	7.0	39.5586
Tl 190.794	0.8734	ppb	2.6968	308.7	-9.3093
V 292.401	0.1474	ppb	0.0998	67.7	-14.8288
Zn 206.200	18.1303	ppb	0.8692	4.8	283184

E05302013.vvq. All Data Report 5/31/2013, 10:17:39 AM

mb 680-278383/1-a (Samp) **5/30/2013, 8:15:00 PM** **Rack 2, Tube 19**
Weight: 1 **Volume: 1** **Dilution: 1**

Label	Replicates Concentration		
Ag 328.068	-0.2264u	-0.0300u	0.2288
Al 308.215	9.3020	7.3592	8.9598
As 188.980	2.8272	1.7840	2.5558
B 249.678	7.0676	6.2147	6.2082
Ba 389.178	0.3633	-0.2754u	-0.7233u
Be 313.042	0.0001	-0.0023u	0.0014
Ca 370.602	20.21	17.98	20.12
Cd 226.502	0.0005	-0.0657u	0.0542
Co 228.615	0.5703	0.3947	0.2377
Cr 267.716	0.1276	0.3061	0.1605
Cu 324.754	0.6490	0.9108	0.5190
Fe 271.441	13.7439	8.4498	8.4905
K 766.491	4.8308	4.7566	5.0991
Mg 279.078	16.7051	16.8141	11.3832
Mn 257.610	0.1148	0.0752	0.0951
Mo 202.032	-0.0328u	0.1467	-0.3342u
Na 330.237	143.702	-52.7129u	111.928
Ni 231.604	1.7644	-0.2138u	1.1445
Pb 220.353	-2.3764u	0.4007	-4.0406u
Sb 206.834	-8.4969u	0.9746	-2.8517u
Se 196.026	-1.2933u	-0.5223u	-10.7098u
Sn 189.925	5.2067	4.2077	5.8525
Sr 216.596	0.3862	0.3807	-0.0201u
Ti 334.941	0.1395	0.1573	0.1106
Tl 190.794	2.0428	-6.8906u	0.1226
V 292.401	0.1315	0.0844	0.0263
Zn 206.200	0.5615	0.5732	0.2250

Label	Sol'n Conc.	Units	SD	%RSD	Int. (c/s)
Ag 328.068	-0.0092	ppb	0.2283	2483.3	-13.9976
Al 308.215	8.5403	ppb	1.0371	12.1	235.465
As 188.980	2.3890	ppb	0.5412	22.7	-5.5094
B 249.678	6.4968	ppb	0.4943	7.6	196.514
Ba 389.178	-0.2118	ppb	0.5461	257.9	-16.9526
Be 313.042	-0.0003	ppb	0.0019	698.6	-255.296
Ca 370.602	19.43	ppb	1.260	6.5	35.05
Cd 226.502	-0.0037	ppb	0.0601	1632.5	16.2072
Co 228.615	0.4009	ppb	0.1664	41.5	10.9591
Cr 267.716	0.1980	ppb	0.0950	48.0	16.2589
Cu 324.754	0.6929	ppb	0.1996	28.8	222.851
Fe 271.441	10.2281	ppb	3.0448	29.8	33.0149
K 766.491	4.8955	ppb	0.1802	3.7	420.958
Mg 279.078	14.9675	ppb	3.1046	20.7	67.2675
Mn 257.610	0.0950	ppb	0.0198	20.8	51.9283
Mo 202.032	-0.0735	ppb	0.2430	330.8	10.0631
Na 330.237	67.6393	ppb	105.432	155.9	52.1094
Ni 231.604	0.8984	ppb	1.0118	112.6	-0.8901
Pb 220.353	-2.0054	ppb	2.2437	111.9	24.1105
Sb 206.834	-3.4580	ppb	4.7647	137.8	-2.8115
Se 196.026	-4.1751	ppb	5.6723	135.9	4.4849
Sn 189.925	5.0890	ppb	0.8287	16.3	-10.3194
Sr 216.596	0.2489	ppb	0.2330	93.6	17.6607
Ti 334.941	0.1358	ppb	0.0235	17.3	-23.2353
Tl 190.794	-1.5751	ppb	4.7024	298.6	-10.4953
V 292.401	0.0807	ppb	0.0527	65.2	-16.4514
Zn 206.200	0.4533	ppb	0.1978	43.6	25.5514

E05302013.vvq. All Data Report 5/31/2013, 10:17:39 AM

ics 680-278383/2-a (Samp) 5/30/2013, 8:19:36 PM Rack 2, Tube 20
 Weight: 1 Volume: 1 Dilution: 1

Label	Replicates Concentration		
Ag 328.068	53.5391	54.2940	54.2730
Al 308.215	4852.91	4850.58	4886.74
As 188.980	104.836	106.589	105.289
B 249.678	196.362	197.484	198.998
Ba 389.178	99.7005	97.6262	99.7767
Be 313.042	51.0081	50.8492	51.1432
Ca 370.602	4867	4902	4938
Cd 226.502	50.6035	50.3544	51.1438
Co 228.615	50.2275	50.8178	50.6634
Cr 267.716	101.209	101.364	101.875
Cu 324.754	101.682	101.624	101.465
Fe 271.441	4918.61	4917.26	4928.59
K 766.491	4909.86	4894.01	4934.55
Mg 279.078	4943.55	4932.43	4976.48
Mn 257.610	519.006	518.413	521.433
Mo 202.032	100.591	101.416	101.448
Na 330.237	4916.03	5014.04	4993.78
Ni 231.604	101.102	99.9850	100.673
Pb 220.353	51.4882	46.3404	53.0759
Sb 206.834	45.7646	46.5092	39.3049
Se 196.026	99.4679	96.2189	102.250
Sn 189.925	205.902	213.893	203.954
Sr 216.596	98.9776	99.1076	100.360
Ti 334.941	98.7021	98.4695	99.0508
Tl 190.794	35.6873	40.9010	32.9855
V 292.401	100.110	100.529	100.232
Zn 206.200	101.010	100.746	101.799

Label	Sol'n Conc.	Units	SD	%RSD	Int. (c/s)
Ag 328.068	54.0354	ppb	0.4299	0.8	3907.81
Al 308.215	4863.41	ppb	20.2342	0.4	30218.0
As 188.980	105.571	ppb	0.9097	0.9	46.7183
B 249.678	197.615	ppb	1.3231	0.7	2791.68
Ba 389.178	99.0345	ppb	1.2202	1.2	1855.51
Be 313.042	51.0001	ppb	0.1472	0.3	90412.3
Ca 370.602	4902	ppb	35.76	0.7	9436
Cd 226.502	50.7006	ppb	0.4036	0.8	1701.62
Co 228.615	50.5696	ppb	0.3061	0.6	588.312
Cr 267.716	101.483	ppb	0.3482	0.3	4701.87
Cu 324.754	101.590	ppb	0.1124	0.1	5809.09
Fe 271.441	4921.49	ppb	6.1887	0.1	7749.70
K 766.491	4912.81	ppb	20.4284	0.4	165883
Mg 279.078	4950.82	ppb	22.9074	0.5	10562.9
Mn 257.610	519.617	ppb	1.6004	0.3	116487
Mo 202.032	101.152	ppb	0.4861	0.5	695.997
Na 330.237	4974.61	ppb	51.7413	1.0	279.314
Ni 231.604	100.587	ppb	0.5634	0.6	260.811
Pb 220.353	50.3015	ppb	3.5211	7.0	101.810
Sb 206.834	43.8596	ppb	3.9620	9.0	43.9247
Se 196.026	99.3123	ppb	3.0186	3.0	52.2214
Sn 189.925	207.916	ppb	5.2670	2.5	158.870
Sr 216.596	99.4817	ppb	0.7633	0.8	1060.29
Ti 334.941	98.7408	ppb	0.2925	0.3	25632.5
Tl 190.794	36.5246	ppb	4.0236	11.0	7.8594
V 292.401	100.290	ppb	0.2155	0.2	2408.61
Zn 206.200	101.185	ppb	0.5478	0.5	125.007

E05302013.vvq. All Data Report 5/31/2013, 10:17:39 AM

680-90686-b-7-a (Samp) 5/30/2013, 8:24:11 PM Rack 2, Tube 21
 Weight: 1 Volume: 1 Dilution: 1

Label	Replicates Concentration		
Ag 328.068	8.8432	9.0813	9.0587
Al 308.215	88085.3	88031.9	88176.9
As 188.980	237.885	243.641	246.356
B 249.678	110.927	112.345	113.354
Ba 389.178	3475.97	3471.16	3473.96
Be 313.042	10.6855	10.6636	10.6879
Ca 370.602	132116	131926	132116
Cd 226.502	25.1469	24.8325	25.3695
Co 228.615	75.5283	75.2331	75.3358
Cr 267.716	367.771	367.136	368.808
Cu 324.754	930.184	940.271	941.895
Fe 271.441	263758	263606	264145
K 766.491	11137.0	11138.0	11167.8
Mg 279.078	28565.6	28530.3	28580.5
Mn 257.610	11767.1	11772.2	11779.4
Mo 202.032	22.4668	22.6167	22.4806
Na 330.237	873.447u	965.190u	1106.14u
Ni 231.604	167.037	164.965	163.052
Pb 220.353	3666.02	3649.25	3656.08
Sb 206.834	15.9782	16.5494	12.1125
Se 196.026	15.5252	12.0214	11.7124
Sn 189.925	217.001	214.847	215.801
Sr 216.596	647.115	644.647	645.270
Ti 334.941	1522.12	1523.03	1525.81
Tl 190.794	19.2913u	21.0445u	30.4739
V 292.401	318.826	318.599	319.193
Zn 206.200	8260.14	8240.54	8259.04

Label	Sol'n Conc.	Units	SD	%RSD	Int. (c/s)
Ag 328.068	8.9944	ppb	0.1314	1.5	664.104
Al 308.215	88098.0	ppb	73.3370	0.1	544449
As 188.980	242.627	ppb	4.3251	1.8	114.730
B 249.678	112.209	ppb	1.2193	1.1	1136.19
Ba 389.178	3473.70	ppb	2.4163	0.1	65306.5
Be 313.042	10.6790	ppb	0.0134	0.1	18759.5
Ca 370.602	132053	ppb	109.6	0.1	247346
Cd 226.502	25.1163	ppb	0.2698	1.1	1482.43
Co 228.615	75.3657	ppb	0.1498	0.2	917.643
Cr 267.716	367.905	ppb	0.8438	0.2	17128.4
Cu 324.754	937.450	ppb	6.3446	0.7	52137.2
Fe 271.441	263836	ppb	277.755	0.1	414205
K 766.491	11147.6	ppb	17.5357	0.2	376077
Mg 279.078	28558.8	ppb	25.7981	0.1	60646.5
Mn 257.610	11772.9	ppb	6.1653	0.1	2638328
Mo 202.032	22.5214	ppb	0.0829	0.4	150.326
Na 330.237	981.593	ppb	117.212	11.9	-93.7108
Ni 231.604	165.018	ppb	1.9928	1.2	435.310
Pb 220.353	3657.12	ppb	8.4295	0.2	5465.83
Sb 206.834	14.8800	ppb	2.4137	16.2	24.2127
Se 196.026	13.0863	ppb	2.1178	16.2	11.9048
Sn 189.925	215.883	ppb	1.0794	0.5	165.559
Sr 216.596	645.677	ppb	1.2834	0.2	7025.56
Ti 334.941	1523.65	ppb	1.9242	0.1	396203
Tl 190.794	23.6032	ppb	6.0144	25.5	-8.9713
V 292.401	318.872	ppb	0.2997	0.1	7757.87
Zn 206.200	8253.24	ppb	11.0135	0.1	10635.5

E05302013.vvq. All Data Report 5/31/2013, 10:17:39 AM

680-90686-b-7-aSD^5 (Samp) 5/30/2013, 8:28:47 PM Rack 2, Tube 22

Weight: 1 Volume: 1 Dilution: 1

Label	Replicates Concentration		
Ag 328.068	1.5693	1.7517	1.4135
Al 308.215	18119.5	17984.9	17648.2
As 188.980	52.3389	54.2484	39.1477
B 249.678	30.2724	28.9725	28.2640
Ba 389.178	751.676	744.817	731.390
Be 313.042	2.3020	2.2921	2.2326
Ca 370.602	28039	27818	27373
Cd 226.502	5.6812	5.4231	5.2799
Co 228.615	16.0787	16.8077	16.0888
Cr 267.716	80.7114	79.7858	78.6260
Cu 324.754	195.957	195.658	189.639
Fe 271.441	57193.2	56881.1	55866.0
K 766.491	2084.55	2066.94	2032.18
Mg 279.078	6229.96	6189.79	6077.93
Mn 257.610	2614.79	2599.81	2611.29
Mo 202.032	4.8747	4.5855	5.2502
Na 330.237	347.130u	33.1281u	62.2658u
Ni 231.604	37.5660	36.2734	36.1002
Pb 220.353	809.374	804.401	794.568
Sb 206.834	-0.8095	-3.9296u	-0.1465
Se 196.026	1.2673	-1.1806u	-3.5681u
Sn 189.925	43.7996	47.3720	45.6599
Sr 216.596	144.058	142.305	140.396
Ti 334.941	326.785	324.005	318.008
Tl 190.794	0.4526u	7.4696	9.2624
V 292.401	69.0085	68.5155	67.8924
Zn 206.200	1855.58	1853.04	1808.37

Label	Sol'n Conc.	Units	SD	%RSD	Int. (c/s)
Ag 328.068	1.5782	ppb	0.1693	10.7	106.707
Al 308.215	17917.5	ppb	242.765	1.4	110876
As 188.980	48.5783	ppb	8.2228	16.9	17.5686
B 249.678	29.1696	ppb	1.0186	3.5	397.952
Ba 389.178	742.628	ppb	10.3187	1.4	13951.8
Be 313.042	2.2756	ppb	0.0375	1.6	3796.69
Ca 370.602	27743	ppb	339.5	1.2	51907
Cd 226.502	5.4614	ppb	0.2034	3.7	333.365
Co 228.615	16.3250	ppb	0.4180	2.6	203.563
Cr 267.716	79.7077	ppb	1.0449	1.3	3716.58
Cu 324.754	193.751	ppb	3.5645	1.8	10922.7
Fe 271.441	56646.7	ppb	693.955	1.2	88944.7
K 766.491	2061.22	ppb	26.6487	1.3	69746.4
Mg 279.078	6165.89	ppb	78.7827	1.3	13120.7
Mn 257.610	2608.63	ppb	7.8350	0.3	584616
Mo 202.032	4.9035	ppb	0.3333	6.8	41.0310
Na 330.237	147.508	ppb	173.491	117.6	14.4549
Ni 231.604	36.6465	ppb	0.8010	2.2	94.1051
Pb 220.353	802.781	ppb	7.5349	0.9	1220.91
Sb 206.834	-1.6285	ppb	2.0202	124.1	0.9188
Se 196.026	-1.1605	ppb	2.4178	208.3	5.7781
Sn 189.925	45.6105	ppb	1.7867	3.9	23.4912
Sr 216.596	142.253	ppb	1.8315	1.3	1558.18
Ti 334.941	322.933	ppb	4.4855	1.4	83928.0
Tl 190.794	5.7282	ppb	4.6559	81.3	-9.2625
V 292.401	68.4721	ppb	0.5593	0.8	1651.30
Zn 206.200	1839.00	ppb	26.5550	1.4	2273.67

E05302013.vvq. All Data Report 5/31/2013, 10:17:39 AM

680-90686-b-7-aPDS (Samp) **5/30/2013, 8:33:23 PM** **Rack 2, Tube 23****Weight: 1****Volume: 1****Dilution: 1**

Label	Replicates Concentration		
Ag 328.068	59.7905	58.8603	60.2018
Al 308.215	87496.4	87121.1	87680.9
As 188.980	2495.15	2503.30	2517.04
B 249.678	1156.50	1157.33	1169.59
Ba 389.178	5341.93	5328.55	5336.03
Be 313.042	61.6005	61.4961	61.7407
Ca 370.602	132878	132158	132545
Cd 226.502	74.7604	75.0575	75.4816
Co 228.615	582.407	588.958	584.886
Cr 267.716	560.096	559.700	562.701
Cu 324.754	1176.37	1183.05	1168.32
Fe 271.441	255679	254954	256610
K 766.491	17363.5	16774.9	17066.1
Mg 279.078	33039.3	32928.3	33103.8
Mn 257.610	11898.3	11863.4	11884.4
Mo 202.032	559.798	557.970	561.078
Na 330.237	6472.30	6309.65	6496.65
Ni 231.604	668.166	658.252	660.454
Pb 220.353	4066.17	4033.72	4040.10
Sb 206.834	513.054	514.638	513.639
Se 196.026	2159.40	2181.20	2196.45
Sn 189.925	1235.04	1241.69	1231.77
Sr 216.596	1142.36	1136.87	1142.81
Ti 334.941	2439.51	2433.38	2449.62
Tl 190.794	2076.27	2065.33	2096.24
V 292.401	816.051	816.299	820.705
Zn 206.200	8489.91	8443.75	8465.71

Label	Sol'n Conc.	Units	SD	%RSD	Int. (c/s)
Ag 328.068	59.6175	ppb	0.6873	1.2	4320.91
Al 308.215	87432.8	ppb	285.266	0.3	540261
As 188.980	2505.16	ppb	11.0639	0.4	1260.40
B 249.678	1161.14	ppb	7.3307	0.6	15446.0
Ba 389.178	5335.50	ppb	6.7041	0.1	100125
Be 313.042	61.6124	ppb	0.1227	0.2	109228
Ca 370.602	132527	ppb	360.4	0.3	248987
Cd 226.502	75.0999	ppb	0.3625	0.5	3112.76
Co 228.615	585.417	ppb	3.3073	0.6	6795.14
Cr 267.716	560.832	ppb	1.6307	0.3	26044.7
Cu 324.754	1175.91	ppb	7.3751	0.6	65339.6
Fe 271.441	255748	ppb	829.901	0.3	401571
K 766.491	17068.1	ppb	294.286	1.7	575679
Mg 279.078	33023.8	ppb	88.7406	0.3	70146.0
Mn 257.610	11882.1	ppb	17.5979	0.1	2662789
Mo 202.032	559.615	ppb	1.5619	0.3	3791.50
Na 330.237	6426.20	ppb	101.669	1.6	157.989
Ni 231.604	662.291	ppb	5.2063	0.8	1739.52
Pb 220.353	4046.66	ppb	17.1942	0.4	6041.66
Sb 206.834	513.777	ppb	0.8008	0.2	510.656
Se 196.026	2179.02	ppb	18.6233	0.9	1009.89
Sn 189.925	1236.17	ppb	5.0548	0.4	1016.62
Sr 216.596	1140.68	ppb	3.3055	0.3	12195.6
Ti 334.941	2440.84	ppb	8.2031	0.3	634663
Tl 190.794	2079.28	ppb	15.6694	0.8	992.976
V 292.401	817.685	ppb	2.6180	0.3	19844.9
Zn 206.200	8466.46	ppb	23.0862	0.3	10909.4

E05302013.vvq. All Data Report 5/31/2013, 10:17:39 AM

680-90686-b-7-b ms (Samp) 5/30/2013, 8:37:59 PM Rack 2, Tube 24

Weight: 1

Volume: 1

Dilution: 1

Label	Replicates Concentration		
Ag 328.068	62.8731	63.8389	62.5588
Al 308.215	111295	110647	110303
As 188.980	382.149	378.982	377.641
B 249.678	307.410	306.130	305.223
Ba 389.178	3905.51	3892.78	3878.48
Be 313.042	61.1848	60.9484	60.8445
Ca 370.602	162562	161939	161206
Cd 226.502	75.3124	75.2625	74.9489
Co 228.615	141.863	140.036	138.169
Cr 267.716	553.496	551.148	548.974
Cu 324.754	1168.18	1155.16	1161.50
Fe 271.441	337105	335810	334749
K 766.491	17789.8	17716.8	17680.2
Mg 279.078	35967.0	35783.1	35679.7
Mn 257.610	14178.2	14100.5	14046.1
Mo 202.032	119.945	119.398	117.901
Na 330.237	6337.64	6168.71	6502.51
Ni 231.604	274.887	279.375	275.401
Pb 220.353	4232.18	4199.64	4162.55
Sb 206.834	47.2818	34.8865	48.2212
Se 196.026	106.039	106.027	105.109
Sn 189.925	399.893	397.012	391.445
Sr 216.596	780.425	777.131	773.434
Ti 334.941	1774.42	1767.33	1762.19
Tl 190.794	71.8314	59.1637	61.4511
V 292.401	535.930	534.643	532.021
Zn 206.200	9433.11	9403.59	9342.38

Label	Sol'n Conc.	Units	SD	%RSD	Int. (c/s)
Ag 328.068	63.0903	ppb	0.6671	1.1	4596.67
Al 308.215	110748	ppb	504.079	0.5	684363
As 188.980	379.590	ppb	2.3148	0.6	183.669
B 249.678	306.255	ppb	1.0990	0.4	3643.79
Ba 389.178	3892.26	ppb	13.5260	0.3	73232.0
Be 313.042	60.9926	ppb	0.1744	0.3	108210
Ca 370.602	161902	ppb	678.7	0.4	302606
Cd 226.502	75.1746	ppb	0.1971	0.3	3308.59
Co 228.615	140.023	ppb	1.8470	1.3	1667.78
Cr 267.716	551.206	ppb	2.2614	0.4	25628.6
Cu 324.754	1161.61	ppb	6.5121	0.6	64564.2
Fe 271.441	335888	ppb	1179.91	0.4	527322
K 766.491	17728.9	ppb	55.7766	0.3	597956
Mg 279.078	35809.9	ppb	145.524	0.4	76047.3
Mn 257.610	14108.3	ppb	66.3694	0.5	3161741
Mo 202.032	119.081	ppb	1.0579	0.9	801.276
Na 330.237	6336.29	ppb	166.901	2.6	121.627
Ni 231.604	276.554	ppb	2.4560	0.9	729.485
Pb 220.353	4198.12	ppb	34.8358	0.8	6272.30
Sb 206.834	43.4631	ppb	7.4424	17.1	54.7802
Se 196.026	105.725	ppb	0.5334	0.5	54.2360
Sn 189.925	396.117	ppb	4.2946	1.1	315.911
Sr 216.596	776.997	ppb	3.4973	0.5	8465.08
Ti 334.941	1767.98	ppb	6.1410	0.3	459760
Tl 190.794	64.1487	ppb	6.7509	10.5	8.1131
V 292.401	534.198	ppb	1.9922	0.4	12988.9
Zn 206.200	9393.03	ppb	46.2791	0.5	12103.5

E05302013.vvq. All Data Report 5/31/2013, 10:17:39 AM

680-90686-b-7-c msd (Samp) 5/30/2013, 8:51:46 PM Rack 2, Tube 27

Weight: 1

Volume: 1

Dilution: 1

Label	Replicates Concentration		
Ag 328.068	62.5659	60.7326	61.5605
Al 308.215	108126	106346	105784
As 188.980	375.550	372.461	367.674
B 249.678	287.328	284.438	283.807
Ba 389.178	3946.40	3860.55	3851.30
Be 313.042	60.2691	58.9967	58.8400
Ca 370.602	152364	150117	149547
Cd 226.502	75.8229	73.4111	72.6532
Co 228.615	141.097	137.362	136.596
Cr 267.716	529.818	518.205	516.760
Cu 324.754	1166.86	1141.03	1145.65
Fe 271.441	320253	314019	312919
K 766.491	17682.2	17350.5	17310.5
Mg 279.078	36526.2	35743.3	35630.8
Mn 257.610	14579.8	14187.9	14199.5
Mo 202.032	118.473	115.831	116.412
Na 330.237	6003.38	6094.73	6145.75
Ni 231.604	280.487	276.458	277.850
Pb 220.353	4176.41	4105.31	4097.00
Sb 206.834	42.0721	39.1830	45.0161
Se 196.026	98.3849	103.490	96.8549
Sn 189.925	406.659	395.211	386.375
Sr 216.596	779.920	764.861	763.439
Ti 334.941	1780.10	1743.72	1739.72
Tl 190.794	72.6376	51.7890	65.7031
V 292.401	462.183	452.846	451.318
Zn 206.200	9303.81	9103.50	9059.83

Label	Sol'n Conc.	Units	SD	%RSD	Int. (c/s)
Ag 328.068	61.6197	ppb	0.9181	1.5	4490.81
Al 308.215	106752	ppb	1222.59	1.1	659684
As 188.980	371.895	ppb	3.9685	1.1	179.903
B 249.678	285.191	ppb	1.8772	0.7	3394.99
Ba 389.178	3886.08	ppb	52.4363	1.3	73093.6
Be 313.042	59.3686	ppb	0.7838	1.3	105322
Ca 370.602	150676	ppb	1490	1.0	281526
Cd 226.502	73.9624	ppb	1.6552	2.2	3219.96
Co 228.615	138.351	ppb	2.4079	1.7	1647.52
Cr 267.716	521.594	ppb	7.1585	1.4	24256.4
Cu 324.754	1151.18	ppb	13.7744	1.2	63981.1
Fe 271.441	315731	ppb	3955.24	1.3	495678
K 766.491	17447.7	ppb	204.037	1.2	588476
Mg 279.078	35966.8	ppb	487.749	1.4	76375.1
Mn 257.610	14322.4	ppb	223.001	1.6	3209662
Mo 202.032	116.905	ppb	1.3884	1.2	787.605
Na 330.237	6081.28	ppb	72.1320	1.2	118.378
Ni 231.604	278.265	ppb	2.0461	0.7	733.559
Pb 220.353	4126.24	ppb	43.6474	1.1	6164.56
Sb 206.834	42.0904	ppb	2.9166	6.9	52.7337
Se 196.026	99.5766	ppb	3.4743	3.5	51.7007
Sn 189.925	396.082	ppb	10.1702	2.6	315.878
Sr 216.596	769.407	ppb	9.1326	1.2	8366.99
Ti 334.941	1754.51	ppb	22.2477	1.3	456256
Tl 190.794	63.3766	ppb	10.6172	16.8	8.2972
V 292.401	455.449	ppb	5.8816	1.3	11070.1
Zn 206.200	9155.71	ppb	130.100	1.4	21797.8

E05302013.vvq. All Data Report 5/31/2013, 10:17:39 AM

680-90686-b-21-a (Samp) 5/30/2013, 8:56:21 PM Rack 2, Tube 28

Weight: 1

Volume: 1

Dilution: 1

Label	Replicates Concentration		
Ag 328.068	1.2845	2.0627	1.2348
Al 308.215	85733.7	85544.8	85843.0
As 188.980	510.894	491.431	507.635
B 249.678	122.115	121.592	122.288
Ba 389.178	2130.38	2127.61	2124.79
Be 313.042	10.0563	10.0495	10.0537
Ca 370.602	155568	155531	155362
Cd 226.502	24.3237	24.1604	24.6139
Co 228.615	92.2936	93.7063	92.9552
Cr 267.716	399.613	399.674	399.688
Cu 324.754	1142.79	1142.68	1121.55
Fe 271.441	403454	401129	402681
K 766.491	17107.8	17156.0	17152.3
Mg 279.078	51213.5	51117.3	51201.4
Mn 257.610	12385.9	12401.1	12390.2
Mo 202.032	38.7453	37.9635	37.9755
Na 330.237	1185.15u	1523.21u	1584.95u
Ni 231.604	249.733	252.439	249.490
Pb 220.353	2682.54	2671.40	2674.99
Sb 206.834	17.9577	11.6734	12.3015
Se 196.026	13.8501	15.5970	21.9427
Sn 189.925	980.173	970.936	982.213
Sr 216.596	445.709	442.737	445.517
Ti 334.941	1170.16	1170.28	1170.70
Tl 190.794	27.2355u	22.7385u	18.4796u
V 292.401	245.208	245.528	245.113
Zn 206.200	6803.99	6775.30	6781.94

Label	Sol'n Conc.	Units	SD	%RSD	Int. (c/s)
Ag 328.068	1.5274	ppb	0.4643	30.4	131.955
Al 308.215	85707.2	ppb	150.817	0.2	529690
As 188.980	503.320	ppb	10.4245	2.1	245.610
B 249.678	121.998	ppb	0.3622	0.3	1006.35
Ba 389.178	2127.59	ppb	2.7960	0.1	40341.3
Be 313.042	10.0531	ppb	0.0034	0.0	17650.7
Ca 370.602	155487	ppb	109.9	0.1	286476
Cd 226.502	24.3660	ppb	0.2297	0.9	1792.54
Co 228.615	92.9851	ppb	0.7068	0.8	1116.50
Cr 267.716	399.658	ppb	0.0396	0.0	18630.8
Cu 324.754	1135.68	ppb	12.2300	1.1	63151.8
Fe 271.441	402421	ppb	1184.23	0.3	631759
K 766.491	17138.7	ppb	26.8553	0.2	578057
Mg 279.078	51177.4	ppb	52.3857	0.1	108800
Mn 257.610	12392.4	ppb	7.7948	0.1	2777653
Mo 202.032	38.2281	ppb	0.4480	1.2	250.450
Na 330.237	1431.10	ppb	215.231	15.0	-89.6183
Ni 231.604	250.554	ppb	1.6372	0.7	662.699
Pb 220.353	2676.31	ppb	5.6833	0.2	4020.72
Sb 206.834	13.9775	ppb	3.4612	24.8	26.6694
Se 196.026	17.1299	ppb	4.2585	24.9	12.2071
Sn 189.925	977.774	ppb	6.0091	0.6	801.085
Sr 216.596	444.654	ppb	1.6636	0.4	5037.60
Ti 334.941	1170.38	ppb	0.2852	0.0	304470
Tl 190.794	22.8179	ppb	4.3785	19.2	-13.8282
V 292.401	245.283	ppb	0.2174	0.1	5954.96
Zn 206.200	6787.08	ppb	15.0187	0.2	8748.36

E05302013.vvq. All Data Report 5/31/2013, 10:17:39 AM

680-90686-b-27-a (Samp) 5/30/2013, 9:00:56 PM Rack 2, Tube 29

Weight: 1 Volume: 1 Dilution: 1

Label	Replicates Concentration		
Ag 328.068	8.9390	8.9780	8.9733
Al 308.215	96736.7	96951.9	96935.6
As 188.980	235.756	238.583	231.097
B 249.678	56.9827u	57.5163u	55.8245u
Ba 389.178	1895.22	1905.08	1899.44
Be 313.042	10.3775	10.4191	10.4198
Ca 370.602	89278	89568	89453
Cd 226.502	11.5336	11.0768	11.2644
Co 228.615	106.456	106.707	107.143
Cr 267.716	295.760	297.275	296.550
Cu 324.754	1525.39	1537.35	1522.37
Fe 271.441	424090	425422	425751
K 766.491	6736.25	6728.05	6758.37
Mg 279.078	30328.8	30416.6	30387.8
Mn 257.610	15812.2	15879.8	15877.8
Mo 202.032	17.8393	18.4106	18.7256
Na 330.237	1453.46u	1440.01u	1393.04u
Ni 231.604	120.145	120.970	119.383
Pb 220.353	1821.81	1821.71	1827.73
Sb 206.834	5.6199	11.5771	1.5873
Se 196.026	9.8144	8.9677	12.1553
Sn 189.925	104.686	106.422	101.703
Sr 216.596	271.593	271.478	273.109
Ti 334.941	1287.66	1291.94	1291.13
Tl 190.794	34.2635	23.4871u	28.7511u
V 292.401	494.060	494.765	495.875
Zn 206.200	4979.06	5005.43	4980.35

Label	Sol'n Conc.	Units	SD	%RSD	Int. (c/s)
Ag 328.068	8.9634	ppb	0.0213	0.2	696.416
Al 308.215	96874.8	ppb	119.843	0.1	598646
As 188.980	235.145	ppb	3.7806	1.6	109.721
B 249.678	56.7745	ppb	0.8649	1.5	74.4594
Ba 389.178	1899.91	ppb	4.9501	0.3	36066.3
Be 313.042	10.4054	ppb	0.0242	0.2	18250.5
Ca 370.602	89433	ppb	146.3	0.2	155582
Cd 226.502	11.2916	ppb	0.2296	2.0	1415.46
Co 228.615	106.769	ppb	0.3472	0.3	1279.47
Cr 267.716	296.528	ppb	0.7582	0.3	13879.8
Cu 324.754	1528.37	ppb	7.9223	0.5	84883.7
Fe 271.441	425088	ppb	879.247	0.2	667344
K 766.491	6740.89	ppb	15.6833	0.2	227513
Mg 279.078	30377.7	ppb	44.7674	0.1	64478.5
Mn 257.610	15856.6	ppb	38.4670	0.2	3553601
Mo 202.032	18.3251	ppb	0.4493	2.5	113.997
Na 330.237	1428.84	ppb	31.7239	2.2	-72.0417
Ni 231.604	120.166	ppb	0.7937	0.7	320.845
Pb 220.353	1823.75	ppb	3.4492	0.2	2758.59
Sb 206.834	6.2614	ppb	5.0257	80.3	18.7721
Se 196.026	10.3125	ppb	1.6512	16.0	9.5851
Sn 189.925	104.271	ppb	2.3866	2.3	72.4365
Sr 216.596	272.060	ppb	0.9101	0.3	3242.61
Ti 334.941	1290.24	ppb	2.2717	0.2	335546
Tl 190.794	28.8339	ppb	5.3887	18.7	-12.3074
V 292.401	494.900	ppb	0.9152	0.2	12051.2
Zn 206.200	4988.28	ppb	14.8637	0.3	6432.22

E05302013.vvq. All Data Report 5/31/2013, 10:17:39 AM

680-90686-a-32-a (Samp) 5/30/2013, 9:05:31 PM Rack 2, Tube 30

Weight: 1

Volume: 1

Dilution: 1

Label	Replicates Concentration		
Ag 328.068	13.6949	14.0877	14.4350
Al 308.215	127446	127556	127688
As 188.980	365.415	361.258	361.347
B 249.678	145.713	146.044	146.483
Ba 389.178	4947.77	4938.31	4946.09
Be 313.042	15.3358	15.3552	15.3699
Ca 370.602	192640	190385	192109
Cd 226.502	38.2151	38.4594	38.6204
Co 228.615	109.125	109.095	111.302
Cr 267.716	550.757	551.415	552.533
Cu 324.754	1383.77	1392.97	1380.97
Fe 271.441	383335	383778	384845
K 766.491	17169.5	17238.3	17258.3
Mg 279.078	40588.5	40548.1	40692.0
Mn 257.610	16575.4	16607.9	16727.9
Mo 202.032	34.6773	35.7637	35.3322
Na 330.237	1361.92u	1423.88u	1466.22u
Ni 231.604	239.284	239.206	243.809
Pb 220.353	5312.59	5302.74	5331.46
Sb 206.834	20.1327	18.2537	21.6846
Se 196.026	6.3785	16.2317	13.6514
Sn 189.925	272.554	267.030	273.742
Sr 216.596	943.919	942.408	951.168
Ti 334.941	1988.12	1984.81	1988.34
Tl 190.794	26.4580u	25.6883u	31.6786u
V 292.401	460.236	460.371	461.288
Zn 206.200	11773.0	11779.5	11844.2

Label	Sol'n Conc.	Units	SD	%RSD	Int. (c/s)
Ag 328.068	14.0725	ppb	0.3703	2.6	1041.27
Al 308.215	127563	ppb	120.878	0.1	788264
As 188.980	362.674	ppb	2.3748	0.7	174.871
B 249.678	146.080	ppb	0.3860	0.3	1369.52
Ba 389.178	4944.06	ppb	5.0472	0.1	92965.0
Be 313.042	15.3536	ppb	0.0171	0.1	27082.9
Ca 370.602	191711	ppb	1179	0.6	358960
Cd 226.502	38.4317	ppb	0.2041	0.5	2212.23
Co 228.615	109.841	ppb	1.2658	1.2	1329.31
Cr 267.716	551.569	ppb	0.8977	0.2	25668.3
Cu 324.754	1385.91	ppb	6.2795	0.5	76988.5
Fe 271.441	383986	ppb	775.892	0.2	602823
K 766.491	17222.0	ppb	46.6002	0.3	580867
Mg 279.078	40609.5	ppb	74.1842	0.2	86224.7
Mn 257.610	16637.1	ppb	80.3108	0.5	3728411
Mo 202.032	35.2577	ppb	0.5470	1.6	230.793
Na 330.237	1417.34	ppb	52.4559	3.7	-155.535
Ni 231.604	240.766	ppb	2.6354	1.1	636.602
Pb 220.353	5315.59	ppb	14.5963	0.3	7932.31
Sb 206.834	20.0236	ppb	1.7181	8.6	33.4642
Se 196.026	12.0872	ppb	5.1095	42.3	11.0879
Sn 189.925	271.109	ppb	3.5818	1.3	211.647
Sr 216.596	945.832	ppb	4.6828	0.5	10282.2
Ti 334.941	1987.09	ppb	1.9758	0.1	516749
Tl 190.794	27.9416	ppb	3.2591	11.7	-11.6406
V 292.401	460.632	ppb	0.5725	0.1	11210.6
Zn 206.200	11798.9	ppb	39.3668	0.3	15202.5

E05302013.vvq. All Data Report 5/31/2013, 10:17:39 AM

680-90686-a-33-a (Samp) 5/30/2013, 9:10:06 PM Rack 2, Tube 31

Weight: 1 Volume: 1 Dilution: 1

Label	Replicates Concentration		
Ag 328.068	1.9538	2.3661	1.6240
Al 308.215	96961.3	97828.6	97934.3
As 188.980	584.854	598.136	589.245
B 249.678	136.950	139.239	138.465
Ba 389.178	2557.27	2575.01	2592.04
Be 313.042	13.5112	13.6416	13.6991
Ca 370.602	222409	222823	222709
Cd 226.502	30.6110	31.3681	31.3717
Co 228.615	98.0573	99.7699	100.152
Cr 267.716	493.589	498.582	500.233
Cu 324.754	1335.69	1346.00	1379.48
Fe 271.441	356049	358708	360791
K 766.491	18292.1	18387.0	18437.9
Mg 279.078	72985.3	73474.6	73818.6
Mn 257.610	13844.7	13938.4	14019.5
Mo 202.032	35.2773	35.4270	35.6923
Na 330.237	1675.32u	1315.31u	1305.43u
Ni 231.604	243.196	245.149	243.669
Pb 220.353	3478.07	3507.92	3511.60
Sb 206.834	9.9858	17.4476	11.9250
Se 196.026	2.1956u	21.1779	13.9394
Sn 189.925	159.060	162.905	161.677
Sr 216.596	558.461	563.317	565.633
Ti 334.941	1383.86	1398.88	1405.00
Tl 190.794	44.1654	26.4017u	25.9375u
V 292.401	304.412	306.179	308.214
Zn 206.200	8488.38	8576.47	8562.23

Label	Sol'n Conc.	Units	SD	%RSD	Int. (c/s)
Ag 328.068	1.9813	ppb	0.3718	18.8	166.862
Al 308.215	97574.7	ppb	533.878	0.5	603004
As 188.980	590.745	ppb	6.7667	1.1	290.328
B 249.678	138.218	ppb	1.1644	0.8	1310.83
Ba 389.178	2574.78	ppb	17.3865	0.7	48700.2
Be 313.042	13.6173	ppb	0.0963	0.7	24009.3
Ca 370.602	222647	ppb	214.0	0.1	420801
Cd 226.502	31.1169	ppb	0.4381	1.4	1909.56
Co 228.615	99.3264	ppb	1.1156	1.1	1194.02
Cr 267.716	497.468	ppb	3.4592	0.7	23149.8
Cu 324.754	1353.72	ppb	22.8932	1.7	75201.2
Fe 271.441	358516	ppb	2376.96	0.7	562837
K 766.491	18372.3	ppb	73.9760	0.4	619647
Mg 279.078	73426.2	ppb	418.773	0.6	156114
Mn 257.610	13934.2	ppb	87.4957	0.6	3123100
Mo 202.032	35.4655	ppb	0.2102	0.6	233.672
Na 330.237	1432.02	ppb	210.759	14.7	-101.939
Ni 231.604	244.005	ppb	1.0189	0.4	644.585
Pb 220.353	3499.19	ppb	18.3901	0.5	5237.96
Sb 206.834	13.1195	ppb	3.8717	29.5	25.5860
Se 196.026	12.4376	ppb	9.5798	77.0	10.9404
Sn 189.925	161.214	ppb	1.9639	1.2	119.994
Sr 216.596	562.470	ppb	3.6599	0.7	6242.29
Ti 334.941	1395.91	ppb	10.8771	0.8	363192
Tl 190.794	32.1682	ppb	10.3924	32.3	-8.2255
V 292.401	306.268	ppb	1.9025	0.6	7441.16
Zn 206.200	8542.36	ppb	47.2859	0.6	21008.3

E05302013.vvq. All Data Report 5/31/2013, 10:17:39 AM

680-90686-a-34-a (Samp) 5/30/2013, 9:14:41 PM Rack 2, Tube 32
 Weight: 1 Volume: 1 Dilution: 1

Label	Replicates Concentration		
Ag 328.068	21.5802	22.4603	22.2354
Al 308.215	99075.1	99116.3	99376.6
As 188.980	271.189	274.251	274.254
B 249.678	81.4934	83.7285	81.5541
Ba 389.178	2030.44	2032.03	2034.12
Be 313.042	12.4546	12.4062	12.3987
Ca 370.602	141687	142193	142349
Cd 226.502	20.2123	19.2379	19.5959
Co 228.615	84.4879	84.4801	85.1997
Cr 267.716	342.363	342.833	343.361
Cu 324.754	8033.86	7992.79	8016.94
Fe 271.441	433356	434222	433280
K 766.491	9329.48	9287.28	9327.27
Mg 279.078	37626.3	37616.0	37642.8
Mn 257.610	10845.5	10903.0	10893.9
Mo 202.032	21.9616	22.2760	23.3096
Na 330.237	975.583u	1009.48u	828.880u
Ni 231.604	178.623	179.003	177.124
Pb 220.353	3338.58	3355.39	3355.79
Sb 206.834	1.8728	4.5883	-0.3537
Se 196.026	12.8513	13.4933	9.4359
Sn 189.925	489.534	485.978	500.117
Sr 216.596	381.710	382.062	383.135
Ti 334.941	1385.72	1381.16	1383.08
Tl 190.794	20.4001u	11.4094u	16.8669u
V 292.401	401.444	399.850	400.623
Zn 206.200	8625.10	8667.71	8668.47

Label	Sol'n Conc.	Units	SD	%RSD	Int. (c/s)
Ag 328.068	22.0920	ppb	0.4573	2.1	1621.89
Al 308.215	99189.3	ppb	163.480	0.2	612964
As 188.980	273.231	ppb	1.7687	0.6	128.958
B 249.678	82.2587	ppb	1.2733	1.5	405.628
Ba 389.178	2032.20	ppb	1.8452	0.1	38564.9
Be 313.042	12.4198	ppb	0.0304	0.2	21854.2
Ca 370.602	142076	ppb	346.0	0.2	258617
Cd 226.502	19.6820	ppb	0.4929	2.5	1712.99
Co 228.615	84.7225	ppb	0.4132	0.5	1027.81
Cr 267.716	342.852	ppb	0.4991	0.1	16004.0
Cu 324.754	8014.53	ppb	20.6403	0.3	443767
Fe 271.441	433619	ppb	523.156	0.1	680735
K 766.491	9314.68	ppb	23.7511	0.3	314284
Mg 279.078	37628.4	ppb	13.4917	0.0	79990.7
Mn 257.610	10880.8	ppb	30.9248	0.3	2438996
Mo 202.032	22.5157	ppb	0.7053	3.1	142.179
Na 330.237	937.980	ppb	95.9907	10.2	-147.163
Ni 231.604	178.250	ppb	0.9935	0.6	473.554
Pb 220.353	3349.92	ppb	9.8191	0.3	5020.79
Sb 206.834	2.0358	ppb	2.4750	121.6	15.2412
Se 196.026	11.9268	ppb	2.1810	18.3	9.0793
Sn 189.925	491.876	ppb	7.3551	1.5	395.774
Sr 216.596	382.302	ppb	0.7424	0.2	4410.56
Ti 334.941	1383.32	ppb	2.2893	0.2	359776
Tl 190.794	16.2255	ppb	4.5295	27.9	-17.6395
V 292.401	400.639	ppb	0.7974	0.2	9751.20
Zn 206.200	8653.76	ppb	24.8185	0.3	21152.9

E05302013.vvq. All Data Report 5/31/2013, 10:17:39 AM

680-90723-b-1-a (Samp) 5/30/2013, 9:19:17 PM Rack 2, Tube 33

Weight: 1

Volume: 1

Dilution: 1

Label	Replicates Concentration		
Ag 328.068	-0.1401	-0.2280	-0.2016
Al 308.215	120026	119725	120017
As 188.980	233.251	239.244	242.182
B 249.678	60.5461u	61.1396u	61.9969u
Ba 389.178	2315.70	2316.87	2318.35
Be 313.042	13.2978	13.3028	13.3032
Ca 370.602	95656	95545	95470
Cd 226.502	22.7608	22.8386	22.5897
Co 228.615	107.043	105.835	107.467
Cr 267.716	608.988	607.911	608.723
Cu 324.754	833.967	857.642	850.454
Fe 271.441	482908	481578	480038
K 766.491	9874.18	9899.85	9933.86
Mg 279.078	27327.0	27302.4	27283.4
Mn 257.610	13562.1	13571.3	13562.4
Mo 202.032	33.9476	32.0255	32.6546
Na 330.237	1683.81u	1444.39u	1530.78u
Ni 231.604	179.167	179.447	180.112
Pb 220.353	2752.20	2754.10	2741.89
Sb 206.834	4.7905	6.5358	1.8747
Se 196.026	0.3636u	13.8761	6.2461
Sn 189.925	122.982	123.855	126.894
Sr 216.596	348.515	347.024	347.675
Ti 334.941	1574.61	1573.73	1576.47
Tl 190.794	17.9772u	16.1415u	20.2250u
V 292.401	562.835	561.167	562.086
Zn 206.200	6523.45	6517.39	6497.23

Label	Sol'n Conc.	Units	SD	%RSD	Int. (c/s)
Ag 328.068	-0.1899	ppb	0.0451	23.8	18.8703
Al 308.215	119923	ppb	171.597	0.1	741040
As 188.980	238.225	ppb	4.5518	1.9	111.010
B 249.678	61.2275	ppb	0.7294	1.2	28.0648
Ba 389.178	2316.97	ppb	1.3269	0.1	43923.5
Be 313.042	13.3013	ppb	0.0030	0.0	23398.2
Ca 370.602	95557	ppb	93.43	0.1	164897
Cd 226.502	22.7297	ppb	0.1273	0.6	1929.07
Co 228.615	106.782	ppb	0.8471	0.8	1288.51
Cr 267.716	608.541	ppb	0.5615	0.1	28310.6
Cu 324.754	847.354	ppb	12.1382	1.4	47221.2
Fe 271.441	481508	ppb	1436.67	0.3	755915
K 766.491	9902.63	ppb	29.9362	0.3	334106
Mg 279.078	27304.3	ppb	21.8977	0.1	57978.0
Mn 257.610	13565.2	ppb	5.2282	0.0	3040409
Mo 202.032	32.8759	ppb	0.9800	3.0	209.893
Na 330.237	1552.99	ppb	121.247	7.8	-103.156
Ni 231.604	179.575	ppb	0.4854	0.3	477.986
Pb 220.353	2749.40	ppb	6.5719	0.2	4133.54
Sb 206.834	4.4003	ppb	2.3549	53.5	20.7563
Se 196.026	6.8286	ppb	6.7751	99.2	6.7592
Sn 189.925	124.577	ppb	2.0536	1.6	89.3757
Sr 216.596	347.738	ppb	0.7472	0.2	4084.48
Ti 334.941	1574.94	ppb	1.3989	0.1	409554
Tl 190.794	18.1146	ppb	2.0452	11.3	-18.7570
V 292.401	562.029	ppb	0.8354	0.1	13675.1
Zn 206.200	6512.69	ppb	13.7280	0.2	8295.02

E05302013.vvq. All Data Report 5/31/2013, 10:17:39 AM

680-90723-b-1-b ms (Samp) 5/30/2013, 9:23:52 PM Rack 2, Tube 34

Weight: 1

Volume: 1

Dilution: 1

Label	Replicates Concentration		
Ag 328.068	52.3004	52.1119	51.6455
Al 308.215	160725	160880	160728
As 188.980	399.779	383.661	380.145
B 249.678	269.611	272.804	272.071
Ba 389.178	2555.49	2557.56	2554.95
Be 313.042	65.9307	66.1743	65.9996
Ca 370.602	135947	136064	136000
Cd 226.502	68.7166	68.8817	68.5206
Co 228.615	163.636	161.895	164.394
Cr 267.716	804.476	806.865	804.628
Cu 324.754	1039.96	1048.20	1036.23
Fe 271.441	665432	667810	668394
K 766.491	21679.8	21777.4	21774.1
Mg 279.078	45140.2	45248.2	45165.5
Mn 257.610	14422.4	14393.7	14385.0
Mo 202.032	134.518	136.016	135.340
Na 330.237	6526.82	6644.60	6464.44
Ni 231.604	314.761	311.752	315.058
Pb 220.353	2830.68	2819.50	2808.10
Sb 206.834	34.7744	42.4454	36.4443
Se 196.026	94.6633	106.946	104.781
Sn 189.925	626.598	631.983	624.826
Sr 216.596	621.024	620.916	620.416
Ti 334.941	1946.46	1952.94	1950.16
Tl 190.794	57.2716	56.4864	53.4764
V 292.401	850.292	851.408	852.364
Zn 206.200	6610.41	6604.67	6578.01

Label	Sol'n Conc.	Units	SD	%RSD	Int. (c/s)
Ag 328.068	52.0193	ppb	0.3372	0.6	3801.37
Al 308.215	160778	ppb	88.5888	0.1	993419
As 188.980	387.862	ppb	10.4695	2.7	185.601
B 249.678	271.495	ppb	1.6728	0.6	2540.99
Ba 389.178	2556.00	ppb	1.3779	0.1	48644.4
Be 313.042	66.0349	ppb	0.1256	0.2	117151
Ca 370.602	136004	ppb	58.83	0.0	235406
Cd 226.502	68.7063	ppb	0.1807	0.3	3894.87
Co 228.615	163.309	ppb	1.2811	0.8	1951.56
Cr 267.716	805.323	ppb	1.3378	0.2	37453.6
Cu 324.754	1041.46	ppb	6.1257	0.6	58022.0
Fe 271.441	667212	ppb	1569.11	0.2	1047446
K 766.491	21743.8	ppb	55.4246	0.3	733310
Mg 279.078	45184.6	ppb	56.4661	0.1	96039.5
Mn 257.610	14400.4	ppb	19.5529	0.1	3228134
Mo 202.032	135.291	ppb	0.7506	0.6	895.086
Na 330.237	6545.29	ppb	91.4890	1.4	77.8454
Ni 231.604	313.857	ppb	1.8288	0.6	834.252
Pb 220.353	2819.43	ppb	11.2872	0.4	4248.26
Sb 206.834	37.8880	ppb	4.0341	10.6	58.8328
Se 196.026	102.130	ppb	6.5567	6.4	48.5763
Sn 189.925	627.802	ppb	3.7275	0.6	509.146
Sr 216.596	620.785	ppb	0.3245	0.1	7109.24
Ti 334.941	1949.85	ppb	3.2503	0.2	507118
Tl 190.794	55.7448	ppb	2.0033	3.6	-6.3003
V 292.401	851.355	ppb	1.0369	0.1	20711.1
Zn 206.200	6597.70	ppb	17.2995	0.3	8595.53

E05302013.vvq. All Data Report 5/31/2013, 10:17:39 AM

680-90723-b-1-c msd (Samp) 5/30/2013, 9:28:28 PM Rack 2, Tube 35**Weight: 1****Volume: 1****Dilution: 1**

Label	Replicates Concentration		
Ag 328.068	52.6454	52.2840	53.6814
Al 308.215	141764	142107	141827
As 188.980	333.169	338.533	345.429
B 249.678	231.506	231.481	233.231
Ba 389.178	2961.84	2975.74	2956.95
Be 313.042	63.5324	63.6956	63.5755
Ca 370.602	121670	121768	121265
Cd 226.502	73.3001	73.9574	74.0173
Co 228.615	158.583	159.199	156.400
Cr 267.716	658.373	660.090	658.475
Cu 324.754	1279.25	1286.70	1278.88
Fe 271.441	531417	532182	530576
K 766.491	17277.1	17213.6	17138.0
Mg 279.078	38681.0	38759.6	38759.5
Mn 257.610	15818.0	15880.6	15816.1
Mo 202.032	126.677	126.417	125.784
Na 330.237	7570.35	7544.28	7338.74
Ni 231.604	284.029	283.981	285.364
Pb 220.353	2876.10	2869.52	2878.32
Sb 206.834	37.3942	35.7111	35.2000
Se 196.026	104.094	92.1356	100.164
Sn 189.925	490.343	495.699	498.375
Sr 216.596	511.876	511.529	510.736
Ti 334.941	1877.55	1885.65	1878.09
Tl 190.794	60.5588	65.3281	55.2218
V 292.401	720.164	722.249	721.275
Zn 206.200	7204.14	7220.27	7217.95

Label	Sol'n Conc.	Units	SD	%RSD	Int. (c/s)
Ag 328.068	52.8703	ppb	0.7253	1.4	3874.15
Al 308.215	141900	ppb	182.642	0.1	876802
As 188.980	339.044	ppb	6.1458	1.8	161.820
B 249.678	232.073	ppb	1.0029	0.4	2261.56
Ba 389.178	2964.84	ppb	9.7464	0.3	56120.3
Be 313.042	63.6012	ppb	0.0846	0.1	112826
Ca 370.602	121568	ppb	266.5	0.2	213722
Cd 226.502	73.7583	ppb	0.3979	0.5	3733.82
Co 228.615	158.061	ppb	1.4707	0.9	1884.80
Cr 267.716	658.980	ppb	0.9631	0.1	30662.6
Cu 324.754	1281.61	ppb	4.4136	0.3	71265.9
Fe 271.441	531392	ppb	803.147	0.2	834231
K 766.491	17209.5	ppb	69.6344	0.4	580446
Mg 279.078	38733.3	ppb	45.3581	0.1	82267.3
Mn 257.610	15838.2	ppb	36.7378	0.2	3549827
Mo 202.032	126.292	ppb	0.4595	0.4	840.667
Na 330.237	7484.46	ppb	126.866	1.7	151.055
Ni 231.604	284.458	ppb	0.7851	0.3	754.260
Pb 220.353	2874.65	ppb	4.5726	0.2	4322.19
Sb 206.834	36.1017	ppb	1.1481	3.2	52.8197
Se 196.026	98.7978	ppb	6.0950	6.2	49.0409
Sn 189.925	494.806	ppb	4.0898	0.8	398.208
Sr 216.596	511.380	ppb	0.5843	0.1	5843.66
Ti 334.941	1880.43	ppb	4.5276	0.2	489028
Tl 190.794	60.3695	ppb	5.0558	8.4	-0.1657
V 292.401	721.229	ppb	1.0431	0.1	17545.1
Zn 206.200	7214.12	ppb	8.7244	0.1	9298.68

E05302013.vvq. All Data Report 5/31/2013, 10:17:39 AM

680-90723-b-7-a (Samp) 5/30/2013, 9:33:05 PM Rack 2, Tube 36

Weight: 1

Volume: 1

Dilution: 1

Label	Replicates Concentration		
Ag 328.068	3.5164	4.0248	3.9087
Al 308.215	95436.6	95655.7	94267.9
As 188.980	249.940	247.199	238.017
B 249.678	90.4527	89.4172	89.6261
Ba 389.178	3768.91	3770.98	3719.59
Be 313.042	13.4745	13.4896	13.2989
Ca 370.602	103648	103795	102209
Cd 226.502	39.6164	39.1264	37.9695
Co 228.615	100.948	102.026	99.6436
Cr 267.716	406.848	407.504	401.215
Cu 324.754	13036.1	13212.7	12853.4
Fe 271.441	374306	376390	368526
K 766.491	9369.83	9406.22	9273.96
Mg 279.078	13293.0	13310.0	13114.0
Mn 257.610	9016.04	9033.70	8878.69
Mo 202.032	37.5115	38.5154	38.2156
Na 330.237	1555.53u	1775.55u	1681.20u
Ni 231.604	222.654	221.390	221.363
Pb 220.353	3897.98	3904.18	3835.24
Sb 206.834	30.7921	37.8879	37.7949
Se 196.026	11.3865	18.0606	7.0578
Sn 189.925	481.941	483.852	474.032
Sr 216.596	1232.37	1232.68	1211.49
Ti 334.941	725.900	729.225	718.309
Tl 190.794	13.1422u	16.7804u	14.1179u
V 292.401	329.160	329.029	324.306
Zn 206.200	9271.39	9246.71	9131.97

Label	Sol'n Conc.	Units	SD	%RSD	Int. (c/s)
Ag 328.068	3.8166	ppb	0.2664	7.0	250.363
Al 308.215	95120.1	ppb	746.115	0.8	587834
As 188.980	245.052	ppb	6.2443	2.5	115.136
B 249.678	89.8320	ppb	0.5476	0.6	623.724
Ba 389.178	3753.16	ppb	29.0902	0.8	70625.4
Be 313.042	13.4210	ppb	0.1060	0.8	23623.9
Ca 370.602	103218	ppb	876.4	0.8	184942
Cd 226.502	38.9041	ppb	0.8456	2.2	2201.12
Co 228.615	100.872	ppb	1.1929	1.2	1196.66
Cr 267.716	405.189	ppb	3.4574	0.9	18864.0
Cu 324.754	13034.1	ppb	179.665	1.4	721479
Fe 271.441	373074	ppb	4074.13	1.1	585691
K 766.491	9350.00	ppb	68.3223	0.7	315475
Mg 279.078	13239.0	ppb	108.598	0.8	28105.8
Mn 257.610	8976.14	ppb	84.8580	0.9	2011963
Mo 202.032	38.0808	ppb	0.5153	1.4	250.684
Na 330.237	1670.76	ppb	110.382	6.6	-101.713
Ni 231.604	221.802	ppb	0.7378	0.3	586.601
Pb 220.353	3879.13	ppb	38.1413	1.0	5801.58
Sb 206.834	35.4917	ppb	4.0702	11.5	47.1591
Se 196.026	12.1683	ppb	5.5429	45.6	9.4952
Sn 189.925	479.942	ppb	5.2062	1.1	385.805
Sr 216.596	1225.51	ppb	12.1448	1.0	13197.6
Ti 334.941	724.478	ppb	5.5956	0.8	188386
Tl 190.794	14.6802	ppb	1.8831	12.8	-16.0677
V 292.401	327.499	ppb	2.7656	0.8	7952.85
Zn 206.200	9216.69	ppb	74.3984	0.8	21877.2

E05302013.vvq. All Data Report 5/31/2013, 10:17:39 AM

680-90723-b-17-a (Samp) 5/30/2013, 9:46:51 PM Rack 2, Tube 39

Weight: 1

Volume: 1

Dilution: 1

Label	Replicates Concentration		
Ag 328.068	3.2815	3.1380	3.0590
Al 308.215	105139	104811	104381
As 188.980	463.712	459.594	454.163
B 249.678	119.965	118.750	119.454
Ba 389.178	4049.05	4030.16	4023.42
Be 313.042	11.8973	11.8589	11.8083
Ca 370.602	343520	342083	340221
Cd 226.502	35.6354	34.3148	34.4019
Co 228.615	97.3744	97.3647	96.9653
Cr 267.716	639.920	633.494	631.725
Cu 324.754	2781.09	2748.78	2781.53
Fe 271.441	493211	491108	489262
K 766.491	14443.0	14377.4	14378.1
Mg 279.078	88267.6	87847.1	87521.9
Mn 257.610	14088.8	14048.0	13951.7
Mo 202.032	51.5428	52.2187	50.4482
Na 330.237	1661.37u	1689.25u	1771.60u
Ni 231.604	262.864	261.738	256.768
Pb 220.353	4502.50	4490.30	4456.42
Sb 206.834	34.6431	33.3375	26.7200
Se 196.026	-2.6976u	0.1523u	17.9193
Sn 189.925	408.069	406.361	406.752
Sr 216.596	929.456	929.094	923.320
Ti 334.941	2153.12	2126.50	2084.31
Tl 190.794	23.9652u	10.1850u	24.8210u
V 292.401	434.285	433.196	430.840
Zn 206.200	10613.1	10561.6	10523.8

Label	Sol'n Conc.	Units	SD	%RSD	Int. (c/s)
Ag 328.068	3.1595	ppb	0.1128	3.6	236.517
Al 308.215	104777	ppb	379.716	0.4	647482
As 188.980	459.156	ppb	4.7893	1.0	222.685
B 249.678	119.390	ppb	0.6100	0.5	802.313
Ba 389.178	4034.21	ppb	13.2885	0.3	76173.3
Be 313.042	11.8548	ppb	0.0446	0.4	20905.4
Ca 370.602	341941	ppb	1654	0.5	649063
Cd 226.502	34.7841	ppb	0.7386	2.1	2350.99
Co 228.615	97.2348	ppb	0.2335	0.2	1190.60
Cr 267.716	635.046	ppb	4.3123	0.7	29542.2
Cu 324.754	2770.47	ppb	18.7833	0.7	153632
Fe 271.441	491194	ppb	1975.79	0.4	771118
K 766.491	14399.5	ppb	37.6636	0.3	485711
Mg 279.078	87878.8	ppb	373.842	0.4	186893
Mn 257.610	14029.5	ppb	70.3982	0.5	3144928
Mo 202.032	51.4032	ppb	0.8935	1.7	335.288
Na 330.237	1707.40	ppb	57.3132	3.4	-155.115
Ni 231.604	260.456	ppb	3.2434	1.2	690.533
Pb 220.353	4483.07	ppb	23.8725	0.5	6704.56
Sb 206.834	31.5669	ppb	4.2479	13.5	47.7564
Se 196.026	5.1247	ppb	11.1717	218.0	5.9630
Sn 189.925	407.061	ppb	0.8948	0.2	325.110
Sr 216.596	927.290	ppb	3.4428	0.4	10194.9
Ti 334.941	2121.31	ppb	34.6978	1.6	551849
Tl 190.794	19.6571	ppb	8.2142	41.8	-18.4623
V 292.401	432.774	ppb	1.7610	0.4	10527.5
Zn 206.200	10566.2	ppb	44.7980	0.4	12615.5

E05302013.vvq. All Data Report 5/31/2013, 10:17:39 AM

680-90723-b-29-a (Samp) 5/30/2013, 9:51:27 PM Rack 2, Tube 40

Weight: 1

Volume: 1

Dilution: 1

Label	Replicates Concentration		
Ag 328.068	-1.4210u	-2.0094u	-1.9198u
Al 308.215	106433	106425	106758
As 188.980	229.898	242.168	231.727
B 249.678	39.2192u	39.2415u	39.1085u
Ba 389.178	1488.26	1489.97	1492.09
Be 313.042	14.6405	14.6633	14.6930
Ca 370.602	97175	97168	96915
Cd 226.502	7.8319	7.8152	8.3201
Co 228.615	107.318	107.647	108.740
Cr 267.716	883.894	887.391	886.966
Cu 324.754	488.404	487.782	482.963
Fe 271.441	428996	429676	431395
K 766.491	9075.63	9055.14	9085.67
Mg 279.078	43137.8	43251.9	43348.4
Mn 257.610	11376.7	11410.3	11382.2
Mo 202.032	16.8492	15.6907	16.4732
Na 330.237	567.762u	680.467u	621.895u
Ni 231.604	104.694	104.039	104.797
Pb 220.353	1446.35	1452.81	1447.50
Sb 206.834	12.4733	10.2309	10.0329
Se 196.026	11.3931	5.8210	9.9005
Sn 189.925	134.187	134.861	132.547
Sr 216.596	199.539	200.231	200.150
Ti 334.941	1503.00	1507.50	1509.09
Tl 190.794	24.3659u	28.9942u	28.8169u
V 292.401	711.270	711.329	713.474
Zn 206.200	3652.79	3665.95	3670.03

Label	Sol'n Conc.	Units	SD	%RSD	Int. (c/s)
Ag 328.068	-1.7834	ppb	0.3170	17.8	-99.3243
Al 308.215	106539	ppb	189.882	0.2	658317
As 188.980	234.597	ppb	6.6197	2.8	109.482
B 249.678	39.1897	ppb	0.0712	0.2	-174.584
Ba 389.178	1490.11	ppb	1.9193	0.1	28436.3
Be 313.042	14.6656	ppb	0.0263	0.2	25822.7
Ca 370.602	97086	ppb	148.5	0.2	170381
Cd 226.502	7.9891	ppb	0.2868	3.6	1318.56
Co 228.615	107.902	ppb	0.7440	0.7	1299.49
Cr 267.716	886.084	ppb	1.9079	0.2	41122.0
Cu 324.754	486.383	ppb	2.9782	0.6	27229.7
Fe 271.441	430022	ppb	1236.85	0.3	675094
K 766.491	9072.15	ppb	15.5597	0.2	306108
Mg 279.078	43246.0	ppb	105.413	0.2	91935.3
Mn 257.610	11389.8	ppb	18.0200	0.2	2553050
Mo 202.032	16.3377	ppb	0.5910	3.6	99.9073
Na 330.237	623.374	ppb	56.3669	9.0	-93.9905
Ni 231.604	104.510	ppb	0.4114	0.4	279.847
Pb 220.353	1448.88	ppb	3.4460	0.2	2202.00
Sb 206.834	10.9124	ppb	1.3554	12.4	28.6292
Se 196.026	9.0382	ppb	2.8844	31.9	7.9095
Sn 189.925	133.865	ppb	1.1897	0.9	97.1252
Sr 216.596	199.973	ppb	0.3784	0.2	2491.88
Ti 334.941	1506.53	ppb	3.1604	0.2	391830
Tl 190.794	27.3923	ppb	2.6225	9.6	-12.0964
V 292.401	712.024	ppb	1.2559	0.2	17321.4
Zn 206.200	3662.93	ppb	9.0995	0.2	4723.47

E05302013.vvq. All Data Report 5/31/2013, 10:17:39 AM

680-90723-a-41-a (Samp) 5/30/2013, 9:56:02 PM Rack 2, Tube 41

Weight: 1

Volume: 1

Dilution: 1

Label	Replicates Concentration		
Ag 328.068	1.2898	2.1696	2.2470
Al 308.215	86458.4	85897.6	86234.8
As 188.980	301.532	303.291	307.825
B 249.678	93.2850	92.8365	93.1053
Ba 389.178	4109.91	4089.11	4094.84
Be 313.042	10.2890	10.2099	10.2580
Ca 370.602	541785	537400	536159
Cd 226.502	25.0525	24.6418	25.0523
Co 228.615	67.5342	66.3868	68.1417
Cr 267.716	451.820	449.578	450.480
Cu 324.754	1039.35	1044.93	1035.03
Fe 271.441	319291	317158	318133
K 766.491	12389.4	12356.7	12394.4
Mg 279.078	71352.1	70889.1	71013.7
Mn 257.610	10349.2	10283.3	10252.4
Mo 202.032	30.2583	29.7604	30.7937
Na 330.237	1594.78u	1507.81u	1500.20u
Ni 231.604	176.979	176.740	177.443
Pb 220.353	3302.98	3287.10	3282.79
Sb 206.834	25.4651	15.2539	22.2063
Se 196.026	3.7438	2.8651u	15.6359
Sn 189.925	146.338	142.394	145.251
Sr 216.596	1192.16	1183.09	1186.09
Ti 334.941	2156.68	2131.45	2156.88
Tl 190.794	11.9397u	21.3246u	16.5819u
V 292.401	388.816	385.465	387.077
Zn 206.200	7657.69	7619.55	7638.67

Label	Sol'n Conc.	Units	SD	%RSD	Int. (c/s)
Ag 328.068	1.9021	ppb	0.5317	28.0	117.753
Al 308.215	86196.9	ppb	282.276	0.3	532692
As 188.980	304.216	ppb	3.2466	1.1	145.466
B 249.678	93.0756	ppb	0.2258	0.2	772.235
Ba 389.178	4097.95	ppb	10.7444	0.3	77131.9
Be 313.042	10.2523	ppb	0.0398	0.4	18129.8
Ca 370.602	538448	ppb	2956	0.5	1043923
Cd 226.502	24.9155	ppb	0.2371	1.0	1607.48
Co 228.615	67.3542	ppb	0.8912	1.3	841.417
Cr 267.716	450.626	ppb	1.1283	0.3	20960.2
Cu 324.754	1039.77	ppb	4.9610	0.5	57815.9
Fe 271.441	318194	ppb	1067.75	0.3	499536
K 766.491	12380.1	ppb	20.4753	0.2	417631
Mg 279.078	71085.0	ppb	239.589	0.3	151186
Mn 257.610	10295.0	ppb	49.4455	0.5	2307726
Mo 202.032	30.2708	ppb	0.5168	1.7	200.199
Na 330.237	1534.27	ppb	52.5477	3.4	-76.3734
Ni 231.604	177.054	ppb	0.3576	0.2	468.047
Pb 220.353	3290.96	ppb	10.6361	0.3	4925.82
Sb 206.834	20.9751	ppb	5.2157	24.9	32.0371
Se 196.026	7.4149	ppb	7.1331	96.2	8.2847
Sn 189.925	144.661	ppb	2.0369	1.4	106.323
Sr 216.596	1187.11	ppb	4.6203	0.4	12792.1
Ti 334.941	2148.34	ppb	14.6277	0.7	558787
Tl 190.794	16.6154	ppb	4.6925	28.2	-13.7346
V 292.401	387.119	ppb	1.6755	0.4	9426.31
Zn 206.200	7638.64	ppb	19.0713	0.2	9844.18

E05302013.wvq. All Data Report 5/31/2013, 10:17:39 AM

680-90723-a-42-a (Samp) 5/30/2013, 10:00:38 PM Rack 2, Tube 42

Weight: 1

Volume: 1

Dilution: 1

Label	Replicates Concentration		
Ag 328.068	0.0392	0.9144	0.7631
Al 308.215	118744	119635	119907
As 188.980	228.239	230.109	216.541
B 249.678	68.1234	68.3272	68.2353
Ba 389.178	2528.46	2540.47	2548.46
Be 313.042	13.3534	13.3859	13.4136
Ca 370.602	100370	101157	101494
Cd 226.502	26.7692	26.4208	27.0465
Co 228.615	105.233	104.250	103.857
Cr 267.716	567.573	570.561	571.983
Cu 324.754	943.179	936.037	935.808
Fe 271.441	465669	469019	467658
K 766.491	9895.81	9897.87	9895.30
Mg 279.078	29474.4	29683.6	29707.7
Mn 257.610	13487.9	13598.9	13642.1
Mo 202.032	38.2940	38.5919	38.1193
Na 330.237	2002.61u	2067.24u	1755.55u
Ni 231.604	186.021	189.124	187.487
Pb 220.353	3336.06	3358.33	3380.11
Sb 206.834	13.2450	8.4247	25.6434
Se 196.026	13.1457	17.6428	6.6345
Sn 189.925	426.611	432.589	428.837
Sr 216.596	391.829	395.937	395.907
Ti 334.941	1621.29	1627.23	1633.08
Tl 190.794	28.0183u	21.9446u	41.6918
V 292.401	562.917	565.097	567.390
Zn 206.200	6873.72	6947.01	6968.04

Label	Sol'n Conc.	Units	SD	%RSD	Int. (c/s)
Ag 328.068	0.5723	ppb	0.4678	81.7	72.1681
Al 308.215	119429	ppb	608.359	0.5	737989
As 188.980	224.963	ppb	7.3534	3.3	104.403
B 249.678	68.2286	ppb	0.1021	0.1	150.129
Ba 389.178	2539.13	ppb	10.0657	0.4	48066.5
Be 313.042	13.3843	ppb	0.0301	0.2	23546.8
Ca 370.602	101007	ppb	577.1	0.6	176324
Cd 226.502	26.7455	ppb	0.3136	1.2	2027.77
Co 228.615	104.446	ppb	0.7088	0.7	1261.87
Cr 267.716	570.039	ppb	2.2509	0.4	26527.1
Cu 324.754	938.341	ppb	4.1907	0.4	52251.1
Fe 271.441	467449	ppb	1684.72	0.4	733845
K 766.491	9896.32	ppb	1.3594	0.0	333893
Mg 279.078	29621.9	ppb	128.301	0.4	62907.7
Mn 257.610	13576.3	ppb	79.5515	0.6	3042864
Mo 202.032	38.3351	ppb	0.2390	0.6	247.561
Na 330.237	1941.80	ppb	164.500	8.5	-86.8487
Ni 231.604	187.544	ppb	1.5526	0.8	498.620
Pb 220.353	3358.16	ppb	22.0219	0.7	5035.20
Sb 206.834	15.7710	ppb	8.8830	56.3	31.2911
Se 196.026	12.4744	ppb	5.5348	44.4	9.5364
Sn 189.925	429.346	ppb	3.0210	0.7	343.597
Sr 216.596	394.558	ppb	2.3632	0.6	4563.83
Ti 334.941	1627.20	ppb	5.8951	0.4	423150
Tl 190.794	30.5516	ppb	10.1144	33.1	-12.2690
V 292.401	565.135	ppb	2.2367	0.4	13752.6
Zn 206.200	6929.59	ppb	49.5133	0.7	8931.95

E05302013.vvq. All Data Report 5/31/2013, 10:17:39 AM

680-90723-a-43-a (Samp) 5/30/2013, 10:05:13 PM Rack 2, Tube 43

Weight: 1

Volume: 1

Dilution: 1

Label	Replicates Concentration		
Ag 328.068	-1.6233u	-1.7047u	-1.7547u
Al 308.215	115191	115257	116513
As 188.980	238.813	237.574	240.678
B 249.678	40.0573u	38.9353u	40.1921u
Ba 389.178	1988.78	1987.94	2008.15
Be 313.042	14.7396	14.7393	14.8877
Ca 370.602	70132	70136	70642
Cd 226.502	10.1553	10.0100	10.5222
Co 228.615	140.802	142.602	142.794
Cr 267.716	886.378	887.199	896.659
Cu 324.754	1839.93	1857.13	1864.45
Fe 271.441	440095	439968	444377
K 766.491	9064.24	9089.69	9172.93
Mg 279.078	22272.5	22302.9	22514.6
Mn 257.610	14549.4	14551.0	14666.3
Mo 202.032	19.8641	20.5120	20.1315
Na 330.237	636.179u	707.050u	556.601u
Ni 231.604	126.085	130.242	132.020
Pb 220.353	1842.45	1849.52	1862.08
Sb 206.834	10.5500	16.4072	14.8490
Se 196.026	8.7349	-1.3125u	14.8495
Sn 189.925	142.549	146.298	147.505
Sr 216.596	262.868	260.048	264.839
Ti 334.941	1694.72	1697.67	1718.30
Tl 190.794	28.3832u	27.9968u	31.8722u
V 292.401	708.088	708.275	715.916
Zn 206.200	4338.78	4324.56	4375.92

Label	Sol'n Conc.	Units	SD	%RSD	Int. (c/s)
Ag 328.068	-1.6942	ppb	0.0663	3.9	-81.0199
Al 308.215	115654	ppb	744.990	0.6	714635
As 188.980	239.022	ppb	1.5624	0.7	111.703
B 249.678	39.7282	ppb	0.6900	1.7	-188.961
Ba 389.178	1994.96	ppb	11.4346	0.6	37845.9
Be 313.042	14.7889	ppb	0.0856	0.6	26032.7
Ca 370.602	70304	ppb	293.2	0.4	117278
Cd 226.502	10.2292	ppb	0.2640	2.6	1419.87
Co 228.615	142.066	ppb	1.0990	0.8	1697.52
Cr 267.716	890.079	ppb	5.7130	0.6	41323.1
Cu 324.754	1853.84	ppb	12.5856	0.7	102895
Fe 271.441	441480	ppb	2509.37	0.6	693084
K 766.491	9108.95	ppb	56.8504	0.6	307349
Mg 279.078	22363.3	ppb	131.899	0.6	47439.9
Mn 257.610	14588.9	ppb	67.0189	0.5	3269580
Mo 202.032	20.1692	ppb	0.3256	1.6	125.352
Na 330.237	633.277	ppb	75.2665	11.9	-106.491
Ni 231.604	129.449	ppb	3.0459	2.4	345.486
Pb 220.353	1851.35	ppb	9.9448	0.5	2799.78
Sb 206.834	13.9354	ppb	3.0336	21.8	31.8547
Se 196.026	7.4240	ppb	8.1604	109.9	7.7618
Sn 189.925	145.450	ppb	2.5845	1.8	106.777
Sr 216.596	262.585	ppb	2.4078	0.9	3155.28
Ti 334.941	1703.56	ppb	12.8452	0.8	442968
Tl 190.794	29.4174	ppb	2.1347	7.3	-12.1455
V 292.401	710.760	ppb	4.4666	0.6	17292.3
Zn 206.200	4346.42	ppb	26.5169	0.6	5603.83

E05302013.wvq. All Data Report 5/31/2013, 10:17:39 AM

680-90723-a-44-a (Samp) 5/30/2013, 10:09:49 PM Rack 2, Tube 44

Weight: 1

Volume: 1

Dilution: 1

Label	Replicates Concentration		
Ag 328.068	3.5815	3.1383	3.5268
Al 308.215	94639.0	95030.3	94814.7
As 188.980	334.241	338.329	338.255
B 249.678	78.7638	77.4024	77.0558
Ba 389.178	3666.12	3688.30	3676.02
Be 313.042	14.2842	14.3198	14.2927
Ca 370.602	93470	94066	93816
Cd 226.502	24.1190	24.1793	23.6549
Co 228.615	101.732	102.736	102.298
Cr 267.716	465.000	466.927	466.033
Cu 324.754	1478.93	1493.58	1459.57
Fe 271.441	428450	431039	432165
K 766.491	8651.65	8681.06	8671.14
Mg 279.078	12673.0	12741.7	12673.8
Mn 257.610	9355.26	9406.94	9406.57
Mo 202.032	42.0229	42.5960	42.0697
Na 330.237	1862.77u	1541.08u	1873.76u
Ni 231.604	214.171	216.820	216.030
Pb 220.353	3839.28	3867.51	3856.31
Sb 206.834	33.8795	36.2854	27.3793
Se 196.026	14.3939	9.8742	12.8808
Sn 189.925	300.875	302.794	305.285
Sr 216.596	1087.68	1093.94	1090.01
Ti 334.941	966.128	974.166	969.685
Tl 190.794	18.5137u	16.2300u	8.8668u
V 292.401	419.973	421.839	421.267
Zn 206.200	9204.67	9258.17	9244.96

Label	Sol'n Conc.	Units	SD	%RSD	Int. (c/s)
Ag 328.068	3.4155	ppb	0.2416	7.1	229.385
Al 308.215	94828.0	ppb	195.988	0.2	586014
As 188.980	336.942	ppb	2.3390	0.7	161.205
B 249.678	77.7407	ppb	0.9028	1.2	349.889
Ba 389.178	3676.81	ppb	11.1106	0.3	69262.7
Be 313.042	14.2989	ppb	0.0186	0.1	25175.0
Ca 370.602	93784	ppb	299.7	0.3	163649
Cd 226.502	23.9844	ppb	0.2870	1.2	1847.31
Co 228.615	102.255	ppb	0.5032	0.5	1220.27
Cr 267.716	465.987	ppb	0.9643	0.2	21689.8
Cu 324.754	1477.36	ppb	17.0595	1.2	82064.5
Fe 271.441	430552	ppb	1905.07	0.4	675921
K 766.491	8667.95	ppb	14.9637	0.2	292481
Mg 279.078	12696.2	ppb	39.4367	0.3	26954.4
Mn 257.610	9389.59	ppb	29.7307	0.3	2104731
Mo 202.032	42.2295	ppb	0.3182	0.8	275.954
Na 330.237	1759.20	ppb	188.978	10.7	-114.218
Ni 231.604	215.674	ppb	1.3599	0.6	571.701
Pb 220.353	3854.37	ppb	14.2134	0.4	5768.44
Sb 206.834	32.5147	ppb	4.6073	14.2	45.9682
Se 196.026	12.3830	ppb	2.3006	18.6	8.9835
Sn 189.925	302.985	ppb	2.2111	0.7	238.193
Sr 216.596	1090.54	ppb	3.1621	0.3	11830.6
Ti 334.941	969.993	ppb	4.0280	0.4	252217
Tl 190.794	14.5369	ppb	5.0414	34.7	-18.0029
V 292.401	421.026	ppb	0.9559	0.2	10233.5
Zn 206.200	9235.93	ppb	27.8643	0.3	21902.3

E05302013.vvq. All Data Report 5/31/2013, 10:17:39 AM

680-90671-a-20-a (Samp) 5/30/2013, 10:14:24 PM Rack 2, Tube 45

Weight: 1

Volume: 1

Dilution: 1

Label	Replicates Concentration		
Ag 328.068	-4.4062u	-5.2799u	-3.7101u
Al 308.215	425259	425450	423894
As 188.980	16.9670	22.8029	23.3274
B 249.678	14.0303u	15.1909u	14.2274u
Ba 389.178	2898.77	2884.45	2875.99
Be 313.042	26.8271	26.8165	26.6493
Ca 370.602	11737	11951	11952
Cd 226.502	-1.3563	-0.9132	-0.9404
Co 228.615	390.185	391.798	385.831
Cr 267.716	1727.62	1724.52	1713.51
Cu 324.754	1315.53	1302.12	1300.08
Fe 271.441	594005	592931	591038
K 766.491	149131x	149246x	148612x
Mg 279.078	200838	200725	199618
Mn 257.610	11557.1	11517.8	11505.8
Mo 202.032	2.8490u	3.9954u	2.8700u
Na 330.237	2126.15u	2245.47u	2258.49u
Ni 231.604	459.446	458.452	453.827
Pb 220.353	119.057	114.411	113.418
Sb 206.834	8.2684	12.6820	25.3573
Se 196.026	10.4212	-5.6876u	4.4816u
Sn 189.925	27.6724	25.2529	30.7463
Sr 216.596	50.0337	47.8422	48.1490
Ti 334.941	33681.8	33668.7	33453.8
Tl 190.794	45.2746	36.6974u	47.4848
V 292.401	2000.29	1997.17	1987.14
Zn 206.200	2905.93	2906.56	2885.83

Label	Sol'n Conc.	Units	SD	%RSD	Int. (c/s)
Ag 328.068	-4.4654b	ppb	0.7865	17.6	-280.552
Al 308.215	424868b	ppb	848.421	0.2	2624913
As 188.980	21.0324b	ppb	3.5305	16.8	2.5755
B 249.678	14.4829b	ppb	0.6210	4.3	-819.769
Ba 389.178	2886.40b	ppb	11.5152	0.4	55065.5
Be 313.042	26.7643b	ppb	0.0997	0.4	47276.7
Ca 370.602	11880b	ppb	124.0	1.0	5547
Cd 226.502	-1.0699b	ppb	0.2484	23.2	1413.85
Co 228.615	389.272b	ppb	3.0868	0.8	5267.36
Cr 267.716	1721.88b	ppb	7.4119	0.4	79857.3
Cu 324.754	1305.91b	ppb	8.3924	0.6	72612.6
Fe 271.441	592658b	ppb	1502.30	0.3	930454
K 766.491	148996xb	ppb	337.720	0.2	5023412
Mg 279.078	200394b	ppb	674.053	0.3	426313
Mn 257.610	11526.9b	ppb	26.8349	0.2	2585443
Mo 202.032	3.2381b	ppb	0.6559	20.3	1.1623
Na 330.237	2210.04b	ppb	72.9388	3.3	-160.207
Ni 231.604	457.242b	ppb	2.9988	0.7	1208.61
Pb 220.353	115.629b	ppb	3.0106	2.6	214.952
Sb 206.834	15.4359b	ppb	8.8710	57.5	44.2241
Se 196.026	3.0717b	ppb	8.1464	265.2	3.1949
Sn 189.925	27.8905b	ppb	2.7532	9.9	8.6835
Sr 216.596	48.6750b	ppb	1.1867	2.4	1030.72
Ti 334.941	33601.4b	ppb	128.007	0.4	8736344
Tl 190.794	43.1523b	ppb	5.6983	13.2	-8.7309
V 292.401	1994.87b	ppb	6.8715	0.3	49015.8
Zn 206.200	2899.44b	ppb	11.7892	0.4	2738.97

E05302013.vvq. All Data Report 5/31/2013, 10:17:39 AM

680-90671-a-21-a (Samp) 5/30/2013, 10:19:00 PM Rack 2, Tube 46**Weight: 1****Volume: 1****Dilution: 1**

Label	Replicates Concentration		
Ag 328.068	-0.9431u	-1.2686u	-1.2207u
Al 308.215	227015	228238	226383
As 188.980	2.6794	2.9699	-8.3151u
B 249.678	6.9291u	7.2994u	8.3971u
Ba 389.178	1826.91	1838.22	1825.24
Be 313.042	6.7817	6.8346	6.7564
Ca 370.602	2209u	2165u	2211u
Cd 226.502	-0.8979	-1.1540	-1.0131
Co 228.615	41.6978	42.1454	42.3060
Cr 267.716	250.958	251.941	250.426
Cu 324.754	30.7946	30.8435	30.7770
Fe 271.441	222998	224231	222366
K 766.491	70879.7x	71337.2x	70948.5x
Mg 279.078	70041.9	70384.3	69967.5
Mn 257.610	5245.66	5258.91	5233.73
Mo 202.032	2.0586	1.2877u	2.2491
Na 330.237	839.681u	865.277u	890.835u
Ni 231.604	106.948	106.933	105.758
Pb 220.353	89.4807	90.4099	85.4555
Sb 206.834	-3.8559	0.9822	2.1064
Se 196.026	4.9871	4.1972	0.9364u
Sn 189.925	28.1663	25.8933	26.4022
Sr 216.596	27.2319	27.6686	26.8297
Ti 334.941	14544.2	14612.3	14511.2
Tl 190.794	7.0593u	12.2871u	19.4496
V 292.401	413.240	415.870	413.024
Zn 206.200	1825.03	1837.27	1823.96

Label	Sol'n Conc.	Units	SD	%RSD	Int. (c/s)
Ag 328.068	-1.1441b	ppb	0.1757	15.4	-72.8717
Al 308.215	227212b	ppb	942.952	0.4	1403964
As 188.980	-0.8886b	ppb	6.4332	724.0	-7.1438
B 249.678	7.5419b	ppb	0.7635	10.1	-212.898
Ba 389.178	1830.12b	ppb	7.0629	0.4	34613.5
Be 313.042	6.7909b	ppb	0.0399	0.6	11814.0
Ca 370.602	2195b	ppb	26.13	1.2	-1745
Cd 226.502	-1.0217b	ppb	0.1283	12.6	522.118
Co 228.615	42.0497b	ppb	0.3152	0.7	825.220
Cr 267.716	251.109b	ppb	0.7688	0.3	11716.1
Cu 324.754	30.8051b	ppb	0.0344	0.1	1957.50
Fe 271.441	223198b	ppb	948.404	0.4	350409
K 766.491	71055.1xb	ppb	246.685	0.3	2395757
Mg 279.078	70131.2b	ppb	222.313	0.3	149179
Mn 257.610	5246.10b	ppb	12.5921	0.2	1176408
Mo 202.032	1.8651b	ppb	0.5091	27.3	11.9926
Na 330.237	865.265b	ppb	25.5770	3.0	-44.5274
Ni 231.604	106.546b	ppb	0.6826	0.6	281.028
Pb 220.353	88.4487b	ppb	2.6335	3.0	162.618
Sb 206.834	-0.2558b	ppb	3.1681	1238.7	7.5763
Se 196.026	3.3736b	ppb	2.1473	63.6	6.4277
Sn 189.925	26.8206b	ppb	1.1929	4.4	7.8008
Sr 216.596	27.2434b	ppb	0.4196	1.5	491.965
Ti 334.941	14555.9b	ppb	51.5332	0.4	3784423
Tl 190.794	12.9320b	ppb	6.2203	48.1	-11.3995
V 292.401	414.045b	ppb	1.5846	0.4	10269.3
Zn 206.200	1828.75b	ppb	7.3945	0.4	2261.41

E05302013.vvq. All Data Report 5/31/2013, 10:17:39 AM

680-90671-a-22-a (Samp) **5/30/2013, 10:23:47 PM** **Rack 2, Tube 47**
Weight: 1 **Volume: 1** **Dilution: 1**

Label	Replicates Concentration		
Ag 328.068	-1.9158u	-1.4189u	-1.5624u
Al 308.215	259144	260893	263352
As 188.980	13.6714	17.6628	18.8182
B 249.678	13.7322u	12.5276u	10.4177u
Ba 389.178	955.664	963.220	971.856
Be 313.042	11.3630	11.4151	11.4993
Ca 370.602	5082u	5019u	5009u
Cd 226.502	-0.9476	-1.2038	-0.9742
Co 228.615	206.357	208.276	208.564
Cr 267.716	366.226	368.089	371.831
Cu 324.754	327.338	326.544	327.490
Fe 271.441	286000	287361	289973
K 766.491	32029.1	32256.4	32494.4
Mg 279.078	39275.4	39499.8	39818.5
Mn 257.610	3769.94	3796.15	3824.94
Mo 202.032	5.3346	3.8804	6.1385
Na 330.237	676.076u	859.361u	820.242u
Ni 231.604	107.516	109.554	110.613
Pb 220.353	192.385	189.144	195.945
Sb 206.834	2.0503	-1.0396	0.7768
Se 196.026	-12.6360u	-6.1926u	13.3561
Sn 189.925	24.5651	21.5379	23.2435
Sr 216.596	27.3228	27.5624	28.3439
Ti 334.941	11030.4	11105.4	11211.5
Tl 190.794	8.8694u	17.1200u	15.7885u
V 292.401	850.407	856.765	863.117
Zn 206.200	612.137	613.267	623.605

Label	Sol'n Conc.	Units	SD	%RSD	Int. (c/s)
Ag 328.068	-1.6324	ppb	0.2557	15.7	-111.863
Al 308.215	261130	ppb	2113.66	0.8	1613444
As 188.980	16.7175	ppb	2.7004	16.2	1.5262
B 249.678	12.2258	ppb	1.6777	13.7	-271.792
Ba 389.178	963.580	ppb	8.1020	0.8	18419.9
Be 313.042	11.4258	ppb	0.0688	0.6	20046.2
Ca 370.602	5037	ppb	39.87	0.8	-514.0
Cd 226.502	-1.0419	ppb	0.1408	13.5	676.990
Co 228.615	207.732	ppb	1.1997	0.6	2658.19
Cr 267.716	368.716	ppb	2.8547	0.8	17152.8
Cu 324.754	327.124	ppb	0.5081	0.2	18369.2
Fe 271.441	287778	ppb	2019.40	0.7	451810
K 766.491	32259.9	ppb	232.631	0.7	1087844
Mg 279.078	39531.2	ppb	272.909	0.7	84080.0
Mn 257.610	3797.01	ppb	27.5112	0.7	851712
Mo 202.032	5.1178	ppb	1.1445	22.4	30.2398
Na 330.237	785.226	ppb	96.5294	12.3	-38.2004
Ni 231.604	109.228	ppb	1.5743	1.4	289.085
Pb 220.353	192.491	ppb	3.4018	1.8	321.716
Sb 206.834	0.5958	ppb	1.5529	260.6	10.8806
Se 196.026	-1.8242	ppb	13.5355	742.0	2.9057
Sn 189.925	23.1155	ppb	1.5176	6.6	4.7097
Sr 216.596	27.7430	ppb	0.5340	1.9	553.224
Ti 334.941	11115.8	ppb	90.9878	0.8	2889956
Tl 190.794	13.9260	ppb	4.4295	31.8	-12.2735
V 292.401	856.763	ppb	6.3548	0.7	21010.6
Zn 206.200	616.336	ppb	6.3204	1.0	800.137

E05302013.vvq. All Data Report 5/31/2013, 10:17:39 AM

680-90671-a-23-a (Samp) 5/30/2013, 10:28:24 PM Rack 2, Tube 48

Weight: 1

Volume: 1

Dilution: 1

Label	Replicates Concentration		
Ag 328.068	-2.9908u	-3.4206u	-2.2653u
Al 308.215	275027	275156	277026
As 188.980	37.5214	35.6366	28.5747
B 249.678	12.4531u	11.9967u	12.2824u
Ba 389.178	858.615	855.053	860.240
Be 313.042	10.9378	10.9593	11.0317
Ca 370.602	4618u	4550u	4615u
Cd 226.502	-2.0441	-1.9288	-1.2735
Co 228.615	115.043	115.839	116.116
Cr 267.716	489.054	489.034	492.049
Cu 324.754	266.670	267.874	272.234
Fe 271.441	348105	348604	350799
K 766.491	19524.8	19558.0	19570.7
Mg 279.078	29651.9	29636.3	29809.4
Mn 257.610	3234.19	3237.53	3253.35
Mo 202.032	5.6873	5.4532	6.7818
Na 330.237	627.766u	828.553u	809.163u
Ni 231.604	138.321	138.823	138.442
Pb 220.353	155.892	152.601	156.289
Sb 206.834	6.3197	-0.3600	4.2453
Se 196.026	0.5915u	-4.6583u	16.2129
Sn 189.925	24.2387	26.6332	21.2379
Sr 216.596	25.1295	24.4710	25.8969
Ti 334.941	10324.5	10313.2	10402.8
Tl 190.794	12.5373u	8.4657u	8.6665u
V 292.401	1003.48	1003.92	1009.69
Zn 206.200	361.075	358.581	364.709

Label	Sol'n Conc.	Units	SD	%RSD	Int. (c/s)
Ag 328.068	-2.8922	ppb	0.5839	20.2	-204.889
Al 308.215	275736	ppb	1118.89	0.4	1703671
As 188.980	33.9109	ppb	4.7164	13.9	9.8577
B 249.678	12.2441	ppb	0.2306	1.9	-388.173
Ba 389.178	857.969	ppb	2.6529	0.3	16494.9
Be 313.042	10.9763	ppb	0.0492	0.4	19242.5
Ca 370.602	4594	ppb	38.29	0.8	-4679
Cd 226.502	-1.7488	ppb	0.4156	23.8	801.758
Co 228.615	115.666	ppb	0.5573	0.5	1583.46
Cr 267.716	490.046	ppb	1.7348	0.4	22772.1
Cu 324.754	268.926	ppb	2.9275	1.1	15167.6
Fe 271.441	349169	ppb	1433.37	0.4	548174
K 766.491	19551.1	ppb	23.7167	0.1	659389
Mg 279.078	29699.2	ppb	95.7120	0.3	63171.2
Mn 257.610	3241.69	ppb	10.2353	0.3	727395
Mo 202.032	5.9741	ppb	0.7092	11.9	32.9035
Na 330.237	755.161	ppb	110.752	14.7	-50.4249
Ni 231.604	138.529	ppb	0.2621	0.2	367.482
Pb 220.353	154.928	ppb	2.0243	1.3	269.948
Sb 206.834	3.4017	ppb	3.4188	100.5	16.0607
Se 196.026	4.0487	ppb	10.8566	268.2	4.7288
Sn 189.925	24.0366	ppb	2.7033	11.2	5.4758
Sr 216.596	25.1658	ppb	0.7137	2.8	578.683
Ti 334.941	10346.9	ppb	48.8161	0.5	2690026
Tl 190.794	9.8898	ppb	2.2950	23.2	-16.1304
V 292.401	1005.70	ppb	3.4648	0.3	24625.6
Zn 206.200	361.455	ppb	3.0817	0.8	472.038

E05302013.vvq. All Data Report 5/31/2013, 10:17:39 AM

680-90671-a-24-a (Samp) 5/30/2013, 10:42:11 PM Rack 2, Tube 51
 Weight: 1 Volume: 1 Dilution: 1

Label	Replicates Concentration		
Ag 328.068	-2.6265u	-2.1336u	-1.6618u
Al 308.215	183987	184701	184556
As 188.980	34.0351	35.1260	33.2454
B 249.678	13.7032u	14.4377u	15.2576u
Ba 389.178	666.166	670.280	672.934
Be 313.042	9.1361	9.1749	9.1952
Ca 370.602	3891u	3882u	3888u
Cd 226.502	-2.1479	-1.7764	-2.1451
Co 228.615	131.929	131.998	132.213
Cr 267.716	491.525	492.849	493.751
Cu 324.754	155.682	158.089	158.246
Fe 271.441	269058	269773	270082
K 766.491	4005.23	4023.23	4023.86
Mg 279.078	6629.07	6627.34	6636.48
Mn 257.610	4106.06	4116.27	4126.63
Mo 202.032	10.8402	10.3992	11.1804
Na 330.237	615.185u	657.923u	705.686u
Ni 231.604	102.277	100.875	102.057
Pb 220.353	100.637	99.8159	103.042
Sb 206.834	-4.3508	5.1469	4.5670
Se 196.026	5.8515	10.2134	4.2573u
Sn 189.925	17.1391	17.6550	17.3659
Sr 216.596	28.6855	28.8118	29.9024
Ti 334.941	5049.82	5059.90	5077.08
Tl 190.794	7.6115u	11.3850u	13.1473u
V 292.401	802.948	806.389	805.986
Zn 206.200	224.278	225.570	228.005

Label	Sol'n Conc.	Units	SD	%RSD	Int. (c/s)
Ag 328.068	-2.1406	ppb	0.4823	22.5	-147.539
Al 308.215	184414	ppb	377.446	0.2	1139464
As 188.980	34.1355	ppb	0.9443	2.8	9.8782
B 249.678	14.4662	ppb	0.7776	5.4	-206.871
Ba 389.178	669.793	ppb	3.4104	0.5	12836.1
Be 313.042	9.1687	ppb	0.0300	0.3	16029.4
Ca 370.602	3887	ppb	4.480	0.1	-3896
Cd 226.502	-2.0231	ppb	0.2137	10.6	600.435
Co 228.615	132.047	ppb	0.1481	0.1	1650.66
Cr 267.716	492.708	ppb	1.1194	0.2	22872.1
Cu 324.754	157.339	ppb	1.4370	0.9	8969.85
Fe 271.441	269638	ppb	525.261	0.2	423323
K 766.491	4017.44	ppb	10.5794	0.3	135697
Mg 279.078	6630.96	ppb	4.8577	0.1	14075.4
Mn 257.610	4116.32	ppb	10.2874	0.2	922937
Mo 202.032	10.8066	ppb	0.3917	3.6	69.7612
Na 330.237	659.598	ppb	45.2736	6.9	-13.7543
Ni 231.604	101.736	ppb	0.7538	0.7	269.196
Pb 220.353	101.165	ppb	1.6764	1.7	189.399
Sb 206.834	1.7877	ppb	5.3240	297.8	12.6292
Se 196.026	6.7741	ppb	3.0833	45.5	7.1633
Sn 189.925	17.3867	ppb	0.2585	1.5	-0.0685
Sr 216.596	29.1332	ppb	0.6691	2.3	552.087
Ti 334.941	5062.27	ppb	13.7857	0.3	1316063
Tl 190.794	10.7146	ppb	2.8281	26.4	-13.4811
V 292.401	805.108	ppb	1.8813	0.2	19659.5
Zn 206.200	225.951	ppb	1.8927	0.8	226.806

E05302013.wvq. All Data Report 5/31/2013, 10:17:39 AM

680-90671-a-25-a (Samp) 5/30/2013, 10:46:47 PM Rack 2, Tube 52

Weight: 1

Volume: 1

Dilution: 1

Label	Replicates Concentration		
Ag 328.068	-0.9876u	-0.8903u	-0.8521u
Al 308.215	196210	195341	194716
As 188.980	3.4723	4.4587	1.8907u
B 249.678	8.7069u	8.6663u	9.1070u
Ba 389.178	1076.08	1070.71	1066.78
Be 313.042	16.1728	16.0777	16.0350
Ca 370.602	2609u	2558u	2554u
Cd 226.502	-1.9163	-2.3630	-2.4067
Co 228.615	36.9227	37.6028	36.6074
Cr 267.716	329.231	328.133	327.232
Cu 324.754	125.073	123.675	123.852
Fe 271.441	316642	314631	313715
K 766.491	18027.0	17877.6	17840.6
Mg 279.078	16510.7	16411.9	16383.6
Mn 257.610	1204.13	1197.12	1193.84
Mo 202.032	2.2818u	2.3881u	3.5634
Na 330.237	948.326u	994.643u	990.483u
Ni 231.604	49.3761	49.5731	50.9435
Pb 220.353	24.4465	24.8978	26.2949
Sb 206.834	-1.9327	4.3512	-2.5836
Se 196.026	2.5736u	19.9327	0.8615u
Sn 189.925	12.0178	16.4210	17.8649
Sr 216.596	30.0786	30.4044	29.9945
Ti 334.941	11366.9	11317.5	11284.0
Tl 190.794	9.1152u	16.4197u	17.5268u
V 292.401	1206.58	1199.69	1196.87
Zn 206.200	211.705	210.963	208.753

Label	Sol'n Conc.	Units	SD	%RSD	Int. (c/s)
Ag 328.068	-0.9100	ppb	0.0699	7.7	-69.1371
Al 308.215	195422	ppb	750.612	0.4	1207412
As 188.980	3.2739	ppb	1.2954	39.6	-6.0225
B 249.678	8.8267	ppb	0.2436	2.8	-369.808
Ba 389.178	1071.19	ppb	4.6706	0.4	20415.4
Be 313.042	16.0952	ppb	0.0705	0.4	28332.3
Ca 370.602	2574	ppb	30.96	1.2	-6673
Cd 226.502	-2.2287	ppb	0.2714	12.2	703.227
Co 228.615	37.0443	ppb	0.5087	1.4	698.647
Cr 267.716	328.199	ppb	1.0010	0.3	15271.3
Cu 324.754	124.200	ppb	0.7613	0.6	7146.45
Fe 271.441	314996	ppb	1497.02	0.5	494519
K 766.491	17915.0	ppb	98.6802	0.6	604230
Mg 279.078	16435.4	ppb	66.7271	0.4	34993.5
Mn 257.610	1198.37	ppb	5.2552	0.4	269455
Mo 202.032	2.7444	ppb	0.7112	25.9	12.2628
Na 330.237	977.817	ppb	25.6248	2.6	-31.8328
Ni 231.604	49.9642	ppb	0.8538	1.7	134.403
Pb 220.353	25.2131	ppb	0.9637	3.8	75.9291
Sb 206.834	-0.0550	ppb	3.8298	6960.7	10.5633
Se 196.026	7.7893	ppb	10.5513	135.5	6.4018
Sn 189.925	15.4346	ppb	3.0458	19.7	-1.6990
Sr 216.596	30.1592	ppb	0.2165	0.7	602.820
Ti 334.941	11322.8	ppb	41.7201	0.4	2943684
Tl 190.794	14.3539	ppb	4.5705	31.8	-12.4842
V 292.401	1201.04	ppb	4.9961	0.4	29411.4
Zn 206.200	210.474	ppb	1.5358	0.7	227.798

mb 680-278203/1-a (Samp) 5/30/2013, 10:51:22 PM Rack 2, Tube 53

Weight: 1 Volume: 1 Dilution: 1

Label	Replicates Concentration		
Ag 328.068	-0.0507u	-0.0395u	-0.1388u
Al 308.215	8.9585	9.1533	9.1898
As 188.980	-3.0068u	3.4023	-2.6185u
B 249.678	2.3396	2.2682	1.9928
Ba 389.178	0.5931	0.5009	-0.6228u
Be 313.042	0.0029	0.0055	0.0022
Ca 370.602	12.11	10.55	8.811
Cd 226.502	0.0266	0.1478	0.0639
Co 228.615	-0.0670u	0.0112	-0.1970u
Cr 267.716	0.1236	0.1243	0.1846
Cu 324.754	-0.2586u	-0.4601u	-0.0299u
Fe 271.441	16.3813	12.8772	18.8002
K 766.491	3.3883	2.1024	3.3383
Mg 279.078	12.2948	11.3237	11.6505
Mn 257.610	0.0806	0.0909	0.0667
Mo 202.032	-0.2236u	-0.4358u	0.5706
Na 330.237	-120.430u	-54.9563u	-56.1105u
Ni 231.604	0.0998	1.3903	0.6341
Pb 220.353	-3.8093u	0.5414	-0.5124u
Sb 206.834	-1.8359u	-3.5775u	-3.5908u
Se 196.026	-3.5468u	6.3388	-3.0695u
Sn 189.925	3.0626	6.1683	3.2249
Sr 216.596	0.1659	0.1983	0.2180
Ti 334.941	1.0759	0.9231	0.9412
Tl 190.794	-5.7908u	2.5295	0.5517
V 292.401	0.2999	0.0135	0.5884
Zn 206.200	1.5665	0.3965	1.5573

Label	Sol'n Conc.	Units	SD	%RSD	Int. (c/s)
Ag 328.068	-0.0763	ppb	0.0544	71.2	-18.8747
Al 308.215	9.1005	ppb	0.1243	1.4	238.910
As 188.980	-0.7410	ppb	3.5935	485.0	-7.0945
B 249.678	2.2002	ppb	0.1831	8.3	137.950
Ba 389.178	0.1571	ppb	0.6770	431.0	-10.0549
Be 313.042	0.0035	ppb	0.0018	49.9	-248.530
Ca 370.602	10.49	ppb	1.649	15.7	17.46
Cd 226.502	0.0795	ppb	0.0620	78.1	18.9651
Co 228.615	-0.0843	ppb	0.1051	124.8	5.3919
Cr 267.716	0.1442	ppb	0.0350	24.3	13.7667
Cu 324.754	-0.2495	ppb	0.2152	86.3	170.705
Fe 271.441	16.0195	ppb	2.9780	18.6	42.0521
K 766.491	2.9430	ppb	0.7284	24.8	355.132
Mg 279.078	11.7563	ppb	0.4941	4.2	60.4350
Mn 257.610	0.0794	ppb	0.0121	15.3	48.4088
Mo 202.032	-0.0296	ppb	0.5305	1792.8	10.3599
Na 330.237	-77.1656	ppb	37.4726	48.6	45.3018
Ni 231.604	0.7081	ppb	0.6484	91.6	-1.3887
Pb 220.353	-1.2601	ppb	2.2697	180.1	25.2155
Sb 206.834	-3.0014	ppb	1.0094	33.6	-2.3625
Se 196.026	-0.0925	ppb	5.5748	6025.1	6.3657
Sn 189.925	4.1519	ppb	1.7481	42.1	-11.1011
Sr 216.596	0.1940	ppb	0.0263	13.6	17.0895
Ti 334.941	0.9801	ppb	0.0835	8.5	196.243
Tl 190.794	-0.9032	ppb	4.3468	481.3	-10.1689
V 292.401	0.3006	ppb	0.2874	95.6	-11.0810
Zn 206.200	1.1734	ppb	0.6728	57.3	64.792

E05302013.vvq. All Data Report 5/31/2013, 10:17:39 AM

ics 680-278203/2-a (Samp) 5/30/2013, 10:55:58 PM Rack 2, Tube 54

Weight: 1

Volume: 1

Dilution: 1

Label	Replicates Concentration		
Ag 328.068	47.5570	47.9977	48.2385
Al 308.215	4702.47	4736.06	4736.83
As 188.980	108.842	101.785	104.121
B 249.678	186.399	187.638	189.011
Ba 389.178	94.6845	95.0287	95.9577
Be 313.042	49.0705	49.4698	49.4879
Ca 370.602	4660	4699	4692
Cd 226.502	48.6145	48.9270	48.9423
Co 228.615	48.7271	48.8242	49.0928
Cr 267.716	97.6809	98.3861	98.7389
Cu 324.754	97.6138	98.4306	98.9484
Fe 271.441	4727.61	4752.05	4755.94
K 766.491	4764.97	4779.75	4783.44
Mg 279.078	4771.05	4791.72	4795.11
Mn 257.610	498.882	502.262	503.212
Mo 202.032	97.9444	97.7868	98.5522
Na 330.237	4727.03	4691.21	4710.35
Ni 231.604	95.6126	97.2205	97.7632
Pb 220.353	45.7734	49.2234	44.1216
Sb 206.834	46.8553	40.8577	40.8743
Se 196.026	90.3362	99.5681	95.8492
Sn 189.925	200.829	203.690	205.642
Sr 216.596	95.4110	94.7563	95.4112
Ti 334.941	95.8483	96.5259	96.5671
Tl 190.794	39.7144	40.4646	36.8548
V 292.401	96.8406	97.1322	97.5047
Zn 206.200	97.3852	98.6088	96.0066

Label	Sol'n Conc.	Units	SD	%RSD	Int. (c/s)
Ag 328.068	47.9311	ppb	0.3456	0.7	3464.73
Al 308.215	4725.12	ppb	19.6207	0.4	29364.0
As 188.980	104.916	ppb	3.5951	3.4	46.3875
B 249.678	187.683	ppb	1.3069	0.7	2656.67
Ba 389.178	95.2237	ppb	0.6586	0.7	1783.69
Be 313.042	49.3427	ppb	0.2359	0.5	87465.8
Ca 370.602	4684	ppb	21.14	0.5	9014
Cd 226.502	48.8280	ppb	0.1850	0.4	1639.38
Co 228.615	48.8814	ppb	0.1894	0.4	568.895
Cr 267.716	98.2686	ppb	0.5387	0.5	4553.18
Cu 324.754	98.3310	ppb	0.6729	0.7	5628.64
Fe 271.441	4745.20	ppb	15.3589	0.3	7472.74
K 766.491	4776.05	ppb	9.7739	0.2	161272
Mg 279.078	4785.96	ppb	13.0236	0.3	10212.3
Mn 257.610	501.452	ppb	2.2758	0.5	112416
Mo 202.032	98.0945	ppb	0.4042	0.4	675.282
Na 330.237	4709.53	ppb	17.9230	0.4	266.991
Ni 231.604	96.8654	ppb	1.1184	1.2	251.042
Pb 220.353	46.3728	ppb	2.6032	5.6	95.9783
Sb 206.834	42.8624	ppb	3.4579	8.1	42.9366
Se 196.026	95.2512	ppb	4.6449	4.9	50.3484
Sn 189.925	203.387	ppb	2.4208	1.2	155.091
Sr 216.596	95.1928	ppb	0.3781	0.4	1015.23
Ti 334.941	96.3138	ppb	0.4036	0.4	25000.8
Tl 190.794	39.0113	ppb	1.9049	4.9	9.0775
V 292.401	97.1592	ppb	0.3329	0.3	2332.83
Zn 206.200	97.3335	ppb	1.3018	1.3	120.055

680-90599-a-12-a (Samp) 5/30/2013, 11:00:33 PM Rack 2, Tube 55
Weight: 1 Volume: 1 Dilution: 1

Label	Replicates Concentration		
Ag 328.068	-0.6252u	-0.1168u	-0.1316u
Al 308.215	139548	138695	141423
As 188.980	1.2841	0.7035	0.8026
B 249.678	6.0222	5.5378	5.4487
Ba 389.178	310.721	307.724	313.757
Be 313.042	1.1731	1.1746	1.1841
Ca 370.602	33.24u	28.90u	27.75u
Cd 226.502	0.5495	0.4089	0.5091
Co 228.615	7.9937	7.9359	8.5914
Cr 267.716	7.4898	7.0221	7.6180
Cu 324.754	77.1582	77.7283	80.0401
Fe 271.441	7407.51	7360.61	7523.05
K 766.491	2093.09	2074.85	2114.50
Mg 279.078	1440.50	1434.58	1459.93
Mn 257.610	89.8605	89.2111	91.2304
Mo 202.032	0.4696	0.6393	0.4398
Na 330.237	-36.2035u	249.941	-9.0624u
Ni 231.604	65.4874	64.5999	64.9718
Pb 220.353	115.631	119.213	119.516
Sb 206.834	-4.6929u	-3.1513u	-1.3636u
Se 196.026	-3.9151u	-4.4000u	-4.8427u
Sn 189.925	11.3108	13.1545	12.9936
Sr 216.596	2.0838	1.5855	1.8401
Ti 334.941	413.050	409.344	417.248
Tl 190.794	0.9116	-4.3171u	-2.1179u
V 292.401	6.7520	6.8951	7.1107
Zn 206.200	44.7699	44.3425	45.4620

Label	Sol'n Conc.	Units	SD	%RSD	Int. (c/s)
Ag 328.068	-0.2912	ppb	0.2893	99.4	-33.4574
Al 308.215	139889	ppb	1395.85	1.0	864500
As 188.980	0.9301	ppb	0.3106	33.4	-5.1900
B 249.678	5.6696	ppb	0.3086	5.4	171.149
Ba 389.178	310.734	ppb	3.0164	1.0	5809.10
Be 313.042	1.1773	ppb	0.0060	0.5	1850.39
Ca 370.602	29.96	ppb	2.897	9.7	-170.9
Cd 226.502	0.4892	ppb	0.0724	14.8	50.4096
Co 228.615	8.1737	ppb	0.3629	4.4	109.972
Cr 267.716	7.3766	ppb	0.3136	4.3	352.267
Cu 324.754	78.3088	ppb	1.5262	1.9	4519.71
Fe 271.441	7430.39	ppb	83.6031	1.1	11682.4
K 766.491	2094.15	ppb	19.8422	0.9	70856.5
Mg 279.078	1445.00	ppb	13.2622	0.9	3068.91
Mn 257.610	90.1007	ppb	1.0309	1.1	20245.8
Mo 202.032	0.5162	ppb	0.1076	20.8	13.7007
Na 330.237	68.2250	ppb	157.955	231.5	48.1360
Ni 231.604	65.0197	ppb	0.4457	0.7	167.630
Pb 220.353	118.120	ppb	2.1610	1.8	200.241
Sb 206.834	-3.0693	ppb	1.6662	54.3	-2.1956
Se 196.026	-4.3859	ppb	0.4640	10.6	4.3173
Sn 189.925	12.4863	ppb	1.0212	8.2	-4.1493
Sr 216.596	1.8365	ppb	0.2492	13.6	39.6536
Ti 334.941	413.214	ppb	3.9545	1.0	107379
Tl 190.794	-1.8412	ppb	2.6253	142.6	-10.8636
V 292.401	6.9193	ppb	0.1806	2.6	154.817
Zn 206.200	44.8582	ppb	0.5649	1.3	627837

E05302013.vvq. All Data Report 5/31/2013, 10:17:39 AM

680-90599-a-12-aSD^5 (Samp) 5/30/2013, 11:05:09 PM Rack 2, Tube 56**Weight: 1****Volume: 1****Dilution: 1**

Label	Replicates Concentration		
Ag 328.068	-0.1621u	-0.4595u	-0.2541u
Al 308.215	29714.7	29139.2	29106.2
As 188.980	-1.4245u	8.3014	-2.0482u
B 249.678	3.0264	3.0985	2.9518
Ba 389.178	67.0157	65.5958	65.2229
Be 313.042	0.2345	0.2371	0.2312
Ca 370.602	-0.0816u	1.697u	0.3182u
Cd 226.502	0.0306	0.2614	0.2257
Co 228.615	2.1503	2.0132	0.7592
Cr 267.716	1.4551	1.3672	1.5363
Cu 324.754	16.1040	16.3743	16.0504
Fe 271.441	1581.14	1551.68	1543.48
K 766.491	408.355	401.599	402.823
Mg 279.078	304.972	299.878	297.637
Mn 257.610	19.0639	18.7882	18.7513
Mo 202.032	0.5714	-0.4229u	0.2322
Na 330.237	-16.8818u	-35.4520u	-62.9868u
Ni 231.604	15.7724	13.8100	14.8595
Pb 220.353	21.9622	21.6929	21.3173
Sb 206.834	-0.6625u	-4.1236u	-7.8214u
Se 196.026	-4.2669u	-0.1101u	-8.6149u
Sn 189.925	6.3251	0.9967	2.2117
Sr 216.596	0.0061	0.2050	0.4738
Ti 334.941	87.8188	86.2233	86.3411
Tl 190.794	2.8969	-2.8901u	-3.5580u
V 292.401	1.6555	1.5892	1.5571
Zn 206.200	10.3707	9.2799	9.0698

Label	Sol'n Conc.	Units	SD	%RSD	Int. (c/s)
Ag 328.068	-0.2919	ppb	0.1523	52.2	-34.2868
Al 308.215	29320.0	ppb	342.159	1.2	181340
As 188.980	1.6096	ppb	5.8037	360.6	-5.6826
B 249.678	3.0256	ppb	0.0734	2.4	146.268
Ba 389.178	65.9448	ppb	0.9460	1.4	1222.52
Be 313.042	0.2343	ppb	0.0030	1.3	164.234
Ca 370.602	0.6445	ppb	0.9331	144.8	-49.07
Cd 226.502	0.1725	ppb	0.1242	72.0	25.7677
Co 228.615	1.6409	ppb	0.7666	46.7	27.2312
Cr 267.716	1.4529	ppb	0.0846	5.8	75.1273
Cu 324.754	16.1762	ppb	0.1736	1.1	1080.04
Fe 271.441	1558.77	ppb	19.8052	1.3	2464.12
K 766.491	404.259	ppb	3.5998	0.9	13884.8
Mg 279.078	300.829	ppb	3.7588	1.2	666.896
Mn 257.610	18.8678	ppb	0.1708	0.9	4263.73
Mo 202.032	0.1269	ppb	0.5054	398.4	11.3460
Na 330.237	-38.4402	ppb	23.1973	60.3	46.2998
Ni 231.604	14.8140	ppb	0.9820	6.6	35.6813
Pb 220.353	21.6575	ppb	0.3239	1.5	58.7811
Sb 206.834	-4.2025	ppb	3.5801	85.2	-3.4989
Se 196.026	-4.3307	ppb	4.2528	98.2	4.3986
Sn 189.925	3.1778	ppb	2.7925	87.9	-11.9137
Sr 216.596	0.2283	ppb	0.2347	102.8	18.5486
Ti 334.941	86.7944	ppb	0.8891	1.0	22508.4
Tl 190.794	-1.1837	ppb	3.5497	299.9	-10.3551
V 292.401	1.6006	ppb	0.0502	3.1	21.5586
Zn 206.200	9.5735	ppb	0.6984	7.3	27.3071

E05302013.vvq. All Data Report 5/31/2013, 10:17:39 AM

680-90599-a-12-aPDS (Samp) 5/30/2013, 11:09:44 PM Rack 2, Tube 57**Weight: 1****Volume: 1****Dilution: 1**

Label	Replicates Concentration		
Ag 328.068	47.2544	47.5377	47.4637
Al 308.215	138780	140288	139897
As 188.980	2081.67	2104.18	2093.74
B 249.678	985.607	1000.73	1000.32
Ba 389.178	2201.01	2227.00	2221.74
Be 313.042	49.7970	50.3064	50.1666
Ca 370.602	4792	4869	4866
Cd 226.502	48.5646	48.8146	48.8455
Co 228.615	496.954	500.990	501.087
Cr 267.716	199.420	201.560	201.556
Cu 324.754	323.584	330.162	325.558
Fe 271.441	8155.68	8252.45	8233.00
K 766.491	7510.05	7595.03	7556.26
Mg 279.078	6311.01	6382.68	6368.37
Mn 257.610	584.256	591.408	590.322
Mo 202.032	510.813	515.403	515.251
Na 330.237	5001.40	5146.51	5155.65
Ni 231.604	537.252	543.810	547.412
Pb 220.353	602.264	601.282	606.407
Sb 206.834	465.270	470.114	473.392
Se 196.026	1977.37	2007.32	2013.77
Sn 189.925	994.324	1001.69	1001.01
Sr 216.596	491.913	496.263	496.069
Ti 334.941	1375.22	1388.31	1385.93
Tl 190.794	1976.85	2010.88	2030.66
V 292.401	483.322	490.214	488.744
Zn 206.200	517.460	525.735	522.457

Label	Sol'n Conc.	Units	SD	%RSD	Int. (c/s)
Ag 328.068	47.4186	ppb	0.1469	0.3	3413.58
Al 308.215	139655	ppb	782.582	0.6	862980
As 188.980	2093.20	ppb	11.2614	0.5	1054.19
B 249.678	995.552	ppb	8.6155	0.9	13659.4
Ba 389.178	2216.58	ppb	13.7419	0.6	41461.9
Be 313.042	50.0900	ppb	0.2632	0.5	88730.7
Ca 370.602	4842	ppb	43.89	0.9	9586
Cd 226.502	48.7416	ppb	0.1540	0.3	1645.01
Co 228.615	499.677	ppb	2.3588	0.5	5776.10
Cr 267.716	200.845	ppb	1.2345	0.6	9297.55
Cu 324.754	326.435	ppb	3.3756	1.0	18259.2
Fe 271.441	8213.71	ppb	51.1863	0.6	12974.5
K 766.491	7553.78	ppb	42.5443	0.6	254919
Mg 279.078	6354.02	ppb	37.9285	0.6	13508.6
Mn 257.610	588.662	ppb	3.8543	0.7	131975
Mo 202.032	513.822	ppb	2.6073	0.5	3493.20
Na 330.237	5101.19	ppb	86.5349	1.7	274.411
Ni 231.604	542.825	ppb	5.1513	0.9	1420.95
Pb 220.353	603.318	ppb	2.7201	0.5	918.528
Sb 206.834	469.592	ppb	4.0861	0.9	458.904
Se 196.026	1999.49	ppb	19.4268	1.0	927.618
Sn 189.925	999.009	ppb	4.0712	0.4	818.747
Sr 216.596	494.748	ppb	2.4572	0.5	5196.43
Ti 334.941	1383.15	ppb	6.9720	0.5	359558
Tl 190.794	2006.13	ppb	27.2134	1.4	967.462
V 292.401	487.427	ppb	3.6303	0.7	11799.7
Zn 206.200	521.884	ppb	4.1671	0.8	676.541

E05302013.vvq. All Data Report 5/31/2013, 10:17:39 AM

680-90599-a-12-b ms (Samp) 5/30/2013, 11:14:20 PM Rack 2, Tube 58**Weight: 1****Volume: 1****Dilution: 1**

Label	Replicates Concentration		
Ag 328.068	47.8674	48.4710	48.2828
Al 308.215	140334	140805	139888
As 188.980	100.163	103.328	101.010
B 249.678	187.811	188.307	185.632
Ba 389.178	382.143	383.911	381.154
Be 313.042	51.2892	51.5242	51.2218
Ca 370.602	4645	4667	4618
Cd 226.502	49.0034	49.3623	49.1890
Co 228.615	56.9977	55.4833	57.2747
Cr 267.716	104.679	104.958	104.419
Cu 324.754	175.011	175.659	175.627
Fe 271.441	11773.6	11814.1	11753.7
K 766.491	7145.96	7176.57	7140.34
Mg 279.078	6134.39	6147.96	6126.19
Mn 257.610	591.439	593.664	589.381
Mo 202.032	97.6884	98.9050	98.7892
Na 330.237	4910.96	4873.67	4809.46
Ni 231.604	157.404	157.657	154.747
Pb 220.353	156.938	152.995	157.754
Sb 206.834	34.9301	34.9624	33.5820
Se 196.026	93.4626	102.730	100.336
Sn 189.925	195.687	196.719	189.672
Sr 216.596	95.6074	97.6337	95.9290
Ti 334.941	553.655	556.450	552.614
Tl 190.794	42.8892	30.3024	44.0202
V 292.401	102.598	103.361	103.165
Zn 206.200	138.225	138.355	136.551

Label	Sol'n Conc.	Units	SD	%RSD	Int. (c/s)
Ag 328.068	48.2070	ppb	0.3088	0.6	3485.79
Al 308.215	140342	ppb	458.228	0.3	867289
As 188.980	101.500	ppb	1.6384	1.6	45.6845
B 249.678	187.250	ppb	1.4234	0.8	2637.41
Ba 389.178	382.403	ppb	1.3965	0.4	7164.70
Be 313.042	51.3450	ppb	0.1588	0.3	91037.6
Ca 370.602	4644	ppb	24.39	0.5	8742
Cd 226.502	49.1849	ppb	0.1795	0.4	1668.17
Co 228.615	56.5852	ppb	0.9643	1.7	668.120
Cr 267.716	104.685	ppb	0.2691	0.3	4853.92
Cu 324.754	175.433	ppb	0.3651	0.2	9896.92
Fe 271.441	11780.5	ppb	30.7930	0.3	18517.9
K 766.491	7154.29	ppb	19.5002	0.3	241450
Mg 279.078	6136.18	ppb	10.9914	0.2	13045.3
Mn 257.610	591.495	ppb	2.1419	0.4	132617
Mo 202.032	98.4609	ppb	0.6714	0.7	677.425
Na 330.237	4864.70	ppb	51.3422	1.1	270.277
Ni 231.604	156.603	ppb	1.6118	1.0	408.044
Pb 220.353	155.896	ppb	2.5448	1.6	256.414
Sb 206.834	34.4915	ppb	0.7878	2.3	34.9216
Se 196.026	98.8429	ppb	4.8108	4.9	51.9374
Sn 189.925	194.026	ppb	3.8056	2.0	147.283
Sr 216.596	96.3901	ppb	1.0890	1.1	1032.87
Ti 334.941	554.240	ppb	1.9838	0.4	144062
Tl 190.794	39.0706	ppb	7.6145	19.5	8.8795
V 292.401	103.041	ppb	0.3962	0.4	2481.49
Zn 206.200	137.710	ppb	1.0962	0.7	182.098

E05302013.wvq. All Data Report 5/31/2013, 10:17:39 AM

680-90599-a-12-c msd (Samp) 5/30/2013, 11:18:56 PM Rack 2, Tube 59**Weight: 1****Volume: 1****Dilution: 1**

Label	Replicates Concentration		
Ag 328.068	47.7540	47.7548	48.1973
Al 308.215	138973	138604	138335
As 188.980	95.5865	91.5260	100.053
B 249.678	175.511	174.520	174.405
Ba 389.178	389.226	390.467	388.460
Be 313.042	50.2298	50.1147	50.0187
Ca 370.602	4574	4584	4565
Cd 226.502	48.2742	48.2268	47.9301
Co 228.615	55.8877	55.5354	55.0440
Cr 267.716	102.751	102.850	102.286
Cu 324.754	176.073	177.218	176.662
Fe 271.441	12072.4	12043.8	12001.1
K 766.491	7050.26	7055.94	7028.95
Mg 279.078	6119.58	6100.23	6074.11
Mn 257.610	581.921	581.330	578.557
Mo 202.032	96.5588	96.0303	95.0817
Na 330.237	4776.75	4790.60	4593.78
Ni 231.604	158.043	157.490	155.582
Pb 220.353	155.950	155.084	157.853
Sb 206.834	34.7359	36.4243	38.7648
Se 196.026	91.1431	88.8654	91.7183
Sn 189.925	200.300	190.870	192.688
Sr 216.596	94.4074	93.6666	94.5170
Ti 334.941	546.759	545.768	544.436
Tl 190.794	41.1844	32.8214	36.6121
V 292.401	101.342	101.828	101.163
Zn 206.200	136.039	140.505	138.024

Label	Sol'n Conc.	Units	SD	%RSD	Int. (c/s)
Ag 328.068	47.9020	ppb	0.2557	0.5	3463.69
Al 308.215	138637	ppb	320.191	0.2	856756
As 188.980	95.7217	ppb	4.2650	4.5	42.7425
B 249.678	174.812	ppb	0.6080	0.3	2467.42
Ba 389.178	389.384	ppb	1.0127	0.3	7295.46
Be 313.042	50.1210	ppb	0.1057	0.2	88861.5
Ca 370.602	4575	ppb	9.234	0.2	8591
Cd 226.502	48.1437	ppb	0.1865	0.4	1634.43
Co 228.615	55.4891	ppb	0.4238	0.8	655.375
Cr 267.716	102.629	ppb	0.3008	0.3	4758.84
Cu 324.754	176.651	ppb	0.5726	0.3	9964.35
Fe 271.441	12039.1	ppb	35.8809	0.3	18923.8
K 766.491	7045.05	ppb	14.2282	0.2	237768
Mg 279.078	6097.98	ppb	22.8167	0.4	12964.8
Mn 257.610	580.603	ppb	1.7959	0.3	130177
Mo 202.032	95.8903	ppb	0.7485	0.8	659.986
Na 330.237	4720.38	ppb	109.850	2.3	263.461
Ni 231.604	157.038	ppb	1.2913	0.8	409.194
Pb 220.353	156.296	ppb	1.4167	0.9	257.058
Sb 206.834	36.6417	ppb	2.0232	5.5	37.0484
Se 196.026	90.5756	ppb	1.5087	1.7	48.1229
Sn 189.925	194.619	ppb	5.0030	2.6	147.777
Sr 216.596	94.1970	ppb	0.4626	0.5	1010.12
Ti 334.941	545.654	ppb	1.1656	0.2	141830
Tl 190.794	36.8726	ppb	4.1876	11.4	7.8022
V 292.401	101.444	ppb	0.3439	0.3	2442.93
Zn 206.200	138.189	ppb	2.2380	1.6	182.724

E05302013.vvq. All Data Report 5/31/2013, 10:17:39 AM

680-90599-a-14-a (Samp) 5/30/2013, 11:23:32 PM Rack 2, Tube 60
 Weight: 1 Volume: 1 Dilution: 1

Label	Replicates Concentration		
Ag 328.068	-2.4419u	-3.0017u	-1.9576u
Al 308.215	196340	197007	198184
As 188.980	44.5882	40.2135	30.1450
B 249.678	21.7122u	21.1778u	20.9091u
Ba 389.178	526.849	529.522	532.693
Be 313.042	12.1844	12.1955	12.2532
Ca 370.602	2592u	2578u	2434u
Cd 226.502	-2.3449	-2.0840	-2.5587
Co 228.615	275.513	277.894	278.794
Cr 267.716	899.371	904.068	907.176
Cu 324.754	360.913	363.458	364.784
Fe 271.441	369047	369718	372198
K 766.491	2674.78	2677.40	2686.36
Mg 279.078	8475.60	8512.62	8537.33
Mn 257.610	4689.02	4692.41	4732.41
Mo 202.032	8.6150	8.0663	8.5799
Na 330.237	622.204u	420.160u	708.987u
Ni 231.604	360.029	364.102	366.203
Pb 220.353	120.156	119.779	117.036
Sb 206.834	3.0389	-1.2714	4.6256
Se 196.026	4.1767u	6.3775u	4.9815u
Sn 189.925	22.1114	19.0728	23.1251
Sr 216.596	37.2738	37.1850	38.8788
Ti 334.941	6144.23	6172.56	6211.49
Tl 190.794	23.2051u	14.7185u	18.9157u
V 292.401	834.786	836.726	841.087
Zn 206.200	196.521	203.253	202.235

Label	Sol'n Conc.	Units	SD	%RSD	Int. (c/s)
Ag 328.068	-2.4671	ppb	0.5225	21.2	-169.280
Al 308.215	197177	ppb	933.259	0.5	1218306
As 188.980	38.3156	ppb	7.4063	19.3	11.2909
B 249.678	21.2664	ppb	0.4088	1.9	-305.511
Ba 389.178	529.688	ppb	2.9251	0.6	10335.7
Be 313.042	12.2111	ppb	0.0369	0.3	21436.6
Ca 370.602	2535	ppb	87.42	3.4	-11142
Cd 226.502	-2.3292	ppb	0.2377	10.2	833.529
Co 228.615	277.400	ppb	1.6952	0.6	3353.93
Cr 267.716	903.538	ppb	3.9295	0.4	41896.2
Cu 324.754	363.052	ppb	1.9672	0.5	20384.5
Fe 271.441	370321	ppb	1659.94	0.4	581396
K 766.491	2679.52	ppb	6.0730	0.2	90591.1
Mg 279.078	8508.52	ppb	31.0712	0.4	18076.3
Mn 257.610	4704.61	ppb	24.1308	0.5	1055009
Mo 202.032	8.4204	ppb	0.3072	3.6	48.7991
Na 330.237	583.783	ppb	148.197	25.4	-48.2339
Ni 231.604	363.445	ppb	3.1392	0.9	958.022
Pb 220.353	118.990	ppb	1.7029	1.4	221.506
Sb 206.834	2.1310	ppb	3.0515	143.2	18.8478
Se 196.026	5.1786	ppb	1.1135	21.5	5.3256
Sn 189.925	21.4364	ppb	2.1088	9.8	3.3055
Sr 216.596	37.7792	ppb	0.9533	2.5	725.336
Ti 334.941	6176.10	ppb	33.7693	0.5	1605647
Tl 190.794	18.9464	ppb	4.2434	22.4	-12.5384
V 292.401	837.533	ppb	3.2273	0.4	20446.8
Zn 206.200	200.670	ppb	3.6288	1.8	263.840

680-90599-a-15-a (Samp) 5/30/2013, 11:37:21 PM Rack 3, Tube 3
Weight: 1 Volume: 1 Dilution: 1

Label	Replicates Concentration		
Ag 328.068	-1.8721u	-1.1041u	-1.8407u
Al 308.215	116243	116646	115562
As 188.980	22.5272	28.8387	27.0112
B 249.678	18.2453u	17.6099u	16.8875u
Ba 389.178	416.798	417.395	413.504
Be 313.042	8.1076	8.1267	8.0853
Ca 370.602	3444u	3493u	3517u
Cd 226.502	-1.8031	-1.5136	-1.7869
Co 228.615	231.817	230.966	229.789
Cr 267.716	588.762	590.503	587.260
Cu 324.754	232.849	231.392	230.762
Fe 271.441	220801	221653	219976
K 766.491	2007.21	2010.10	1994.04
Mg 279.078	7306.53	7328.75	7285.04
Mn 257.610	4730.05	4755.92	4727.94
Mo 202.032	4.6152	4.3914	4.8750
Na 330.237	482.561u	327.634u	498.930u
Ni 231.604	244.434	245.383	246.031
Pb 220.353	120.263	124.335	121.138
Sb 206.834	-0.1713	-2.9830	1.9579
Se 196.026	3.9274	3.2822u	0.6439u
Sn 189.925	14.4825	15.9459	17.9221
Sr 216.596	36.6459	36.6733	36.8794
Ti 334.941	3848.45	3867.58	3827.24
Tl 190.794	21.7861	9.5375u	23.2426
V 292.401	467.527	468.238	464.853
Zn 206.200	175.387	171.743	170.563

Label	Sol'n Conc.	Units	SD	%RSD	Int. (c/s)
Ag 328.068	-1.6056	ppb	0.4347	27.1	-108.360
Al 308.215	116150	ppb	547.599	0.5	717740
As 188.980	26.1257	ppb	3.2476	12.4	5.6693
B 249.678	17.5809	ppb	0.6793	3.9	-71.7326
Ba 389.178	415.899	ppb	2.0953	0.5	8033.28
Be 313.042	8.1065	ppb	0.0207	0.3	14148.0
Ca 370.602	3484	ppb	37.35	1.1	-2676
Cd 226.502	-1.7012	ppb	0.1627	9.6	493.240
Co 228.615	230.857	ppb	1.0180	0.4	2759.80
Cr 267.716	588.842	ppb	1.6229	0.3	27309.0
Cu 324.754	231.668	ppb	1.0704	0.5	13070.0
Fe 271.441	220810	ppb	838.413	0.4	346681
K 766.491	2003.78	ppb	8.5603	0.4	67810.0
Mg 279.078	7306.77	ppb	21.8560	0.3	15515.0
Mn 257.610	4737.97	ppb	15.5802	0.3	1062074
Mo 202.032	4.6272	ppb	0.2420	5.2	30.7510
Na 330.237	436.375	ppb	94.5278	21.7	-6.1095
Ni 231.604	245.283	ppb	0.8031	0.3	644.796
Pb 220.353	121.912	ppb	2.1431	1.8	218.863
Sb 206.834	-0.3988	ppb	2.4783	621.4	10.2795
Se 196.026	2.6179	ppb	1.7396	66.5	5.9915
Sn 189.925	16.1168	ppb	1.7261	10.7	-1.1262
Sr 216.596	36.7329	ppb	0.1276	0.3	587.308
Ti 334.941	3847.75	ppb	20.1799	0.5	1000316
Tl 190.794	18.1887	ppb	7.5275	41.4	-8.3999
V 292.401	466.873	ppb	1.7851	0.4	11391.3
Zn 206.200	172.564	ppb	2.5145	1.5	227.310

E05302013.vvq. All Data Report 5/31/2013, 10:17:39 AM

680-90599-a-16-a (Samp) 5/30/2013, 11:41:57 PM Rack 3, Tube 4

Weight: 1

Volume: 1

Dilution: 1

Label	Replicates Concentration		
Ag 328.068	-3.4079u	-3.6858u	-3.8551u
Al 308.215	435139	435741	435444
As 188.980	29.2605	25.0021	25.8077
B 249.678	16.1755u	15.5384u	15.3406u
Ba 389.178	2679.23	2684.86	2686.56
Be 313.042	24.1668	24.2039	24.3037
Ca 370.602	680.2u	540.8u	507.0u
Cd 226.502	-1.6760	-2.5456	-2.6412
Co 228.615	284.302	284.850	281.940
Cr 267.716	1359.57	1361.82	1362.15
Cu 324.754	1151.44	1173.19	1174.24
Fe 271.441	638554	641375	642556
K 766.491	71569.5x	71808.3x	71840.8x
Mg 279.078	121688	121731	121864
Mn 257.610	2600.25	2615.42	2612.52
Mo 202.032	8.0466	8.1175	8.3013
Na 330.237	2283.37u	2685.53u	2585.42u
Ni 231.604	725.513	723.947	729.369
Pb 220.353	150.114	154.416	149.984
Sb 206.834	6.4753	7.8306	4.0644
Se 196.026	23.6689	18.9164	5.6910u
Sn 189.925	27.0234	27.8992	29.5650
Sr 216.596	29.4251	30.8823	30.8549
Ti 334.941	22801.2	22791.8	22827.4
Tl 190.794	14.3500u	15.5666u	11.5244u
V 292.401	1338.59	1344.40	1344.34
Zn 206.200	1148.39	1150.08	1153.48

Label	Sol'n Conc.	Units	SD	%RSD	Int. (c/s)
Ag 328.068	-3.6496b	ppb	0.2258	6.2	-262.893
Al 308.215	435441b	ppb	301.355	0.1	2690360
As 188.980	26.6901b	ppb	2.2622	8.5	5.1360
B 249.678	15.6849b	ppb	0.4363	2.8	-895.046
Ba 389.178	2683.55b	ppb	3.8380	0.1	51161.7
Be 313.042	24.2248b	ppb	0.0708	0.3	42787.3
Ca 370.602	576.0b	ppb	91.80	15.9	-22823
Cd 226.502	-2.2876b	ppb	0.5318	23.2	1489.05
Co 228.615	283.697b	ppb	1.5464	0.5	3809.96
Cr 267.716	1361.18b	ppb	1.4010	0.1	63138.6
Cu 324.754	1166.29b	ppb	12.8694	1.1	64910.6
Fe 271.441	640829b	ppb	2056.21	0.3	1006053
K 766.491	71739.5xb	ppb	148.138	0.2	2418828
Mg 279.078	121761b	ppb	91.9811	0.1	259115
Mn 257.610	2609.39b	ppb	8.0485	0.3	587251
Mo 202.032	8.1552b	ppb	0.1315	1.6	33.4049
Na 330.237	2518.11b	ppb	209.361	8.3	-99.4927
Ni 231.604	726.276b	ppb	2.7908	0.4	1916.15
Pb 220.353	151.505b	ppb	2.5218	1.7	274.523
Sb 206.834	6.1234b	ppb	1.9076	31.2	32.9285
Se 196.026	16.0921b	ppb	9.3158	57.9	6.5473
Sn 189.925	28.1625b	ppb	1.2911	4.6	8.9049
Sr 216.596	30.3874b	ppb	0.8335	2.7	874.930
Ti 334.941	22806.8b	ppb	18.4775	0.1	5929702
Tl 190.794	13.8137b	ppb	2.0738	15.0	-22.8423
V 292.401	1342.44b	ppb	3.3365	0.2	32970.4
Zn 206.200	1150.65b	ppb	2.5936	0.2	1488.27

E05302013.wvq. All Data Report 5/31/2013, 10:17:39 AM

680-90599-a-17-a (Samp) **5/30/2013, 11:46:33 PM** **Rack 3, Tube 5**
Weight: 1 **Volume: 1** **Dilution: 1**

Label	Replicates Concentration		
Ag 328.068	-5.3122u	-6.0763u	-5.3157u
Al 308.215	292366	293333	293103
As 188.980	33.0230	27.1105	29.1408
B 249.678	16.2619u	13.4802u	14.7308u
Ba 389.178	1931.32	1936.79	1929.94
Be 313.042	99.3112	99.5955	99.2896
Ca 370.602	714.5u	368.9u	359.3u
Cd 226.502	-3.0155	-3.0520	-3.5420
Co 228.615	923.247	934.074	926.575
Cr 267.716	295.987	297.575	296.480
Cu 324.754	1108.70	1124.14	1118.57
Fe 271.441	864440	868242	864506
K 766.491	32671.3	32747.3	32719.9
Mg 279.078	46022.6	46181.2	46134.3
Mn 257.610	16353.8	16439.1	16386.7
Mo 202.032	19.6072	18.5177	19.3112
Na 330.237	1634.97u	1710.45u	1760.04u
Ni 231.604	967.351	973.370	974.086
Pb 220.353	69.0976	72.7543	64.0344
Sb 206.834	-12.5715	4.1106	-7.2792
Se 196.026	6.3792u	6.4442u	-0.4690u
Sn 189.925	34.2130	29.1737	29.6274
Sr 216.596	16.5444	18.6566	18.1890
Ti 334.941	25507.9	25667.8	25556.3
Tl 190.794	55.7827u	51.9283u	55.6224u
V 292.401	2942.97	2953.69	2950.01
Zn 206.200	679.229	681.557	683.622

Label	Sol'n Conc.	Units	SD	%RSD	Int. (c/s)
Ag 328.068	-5.5681	ppb	0.4401	7.9	-331.799
Al 308.215	292934	ppb	505.481	0.2	1809557
As 188.980	29.7581	ppb	3.0042	10.1	3.7533
B 249.678	14.8243	ppb	1.3932	9.4	-1333.95
Ba 389.178	1932.68	ppb	3.6230	0.2	37221.5
Be 313.042	99.3988	ppb	0.1707	0.2	176383
Ca 370.602	480.9	ppb	202.4	42.1	-32925
Cd 226.502	-3.2032	ppb	0.2940	9.2	2000.87
Co 228.615	927.965	ppb	5.5461	0.6	11293.8
Cr 267.716	296.681	ppb	0.8127	0.3	14013.3
Cu 324.754	1117.13	ppb	7.8188	0.7	62247.1
Fe 271.441	865730	ppb	2176.41	0.3	1359192
K 766.491	32712.9	ppb	38.5066	0.1	1103113
Mg 279.078	46112.7	ppb	81.4743	0.2	97979.4
Mn 257.610	16393.2	ppb	43.0268	0.3	3675103
Mo 202.032	19.1454	ppb	0.5634	2.9	94.5285
Na 330.237	1701.82	ppb	62.9785	3.7	-202.318
Ni 231.604	971.602	ppb	3.6993	0.4	2563.44
Pb 220.353	68.6288	ppb	4.3788	6.4	169.216
Sb 206.834	-5.2467	ppb	8.5248	162.5	18.0346
Se 196.026	4.1181	ppb	3.9727	96.5	1.4404
Sn 189.925	31.0047	ppb	2.7877	9.0	11.2677
Sr 216.596	17.7967	ppb	1.1094	6.2	932.860
Ti 334.941	25577.3	ppb	81.9766	0.3	6649671
Tl 190.794	54.4445	ppb	2.1805	4.0	-11.9031
V 292.401	2948.89	ppb	5.4494	0.2	72232.1
Zn 206.200	681.469	ppb	2.1978	0.3	889.387

E05302013.vvq. All Data Report 5/31/2013, 10:17:39 AM

680-90599-a-18-a (Samp) **5/30/2013, 11:51:10 PM** **Rack 3, Tube 6**
Weight: 1 **Volume: 1** **Dilution: 1**

Label	Replicates Concentration		
Ag 328.068	-2.9146u	-3.3604u	-2.8722u
Al 308.215	308567	308757	308534
As 188.980	17.4958	15.4534	15.0123
B 249.678	9.3076u	7.4106u	7.9108u
Ba 389.178	3313.51	3321.01	3317.11
Be 313.042	48.3809	48.4311	48.4037
Ca 370.602	830.0u	865.6u	846.2u
Cd 226.502	-2.1748	-2.2489	-1.9880
Co 228.615	359.624	356.361	355.851
Cr 267.716	1044.65	1046.25	1044.18
Cu 324.754	1283.16	1278.30	1286.92
Fe 271.441	447041	447996	449176
K 766.491	88255.5x	88579.5x	88618.5x
Mg 279.078	115599	115744	115600
Mn 257.610	4817.72	4829.80	4826.56
Mo 202.032	14.7108	14.6570	14.4790
Na 330.237	2046.07u	1936.93u	1926.40u
Ni 231.604	655.817	661.507	654.618
Pb 220.353	78.9510	83.1965	80.4058
Sb 206.834	-1.8084	2.1432	3.4570
Se 196.026	2.0505u	2.0562u	5.5545u
Sn 189.925	28.2991	25.3885	28.4239
Sr 216.596	32.8652	32.9872	32.5706
Ti 334.941	20450.8	20512.0	20472.2
Tl 190.794	33.8798	26.5608u	9.6889u
V 292.401	1534.89	1539.56	1539.86
Zn 206.200	1088.61	1098.26	1088.97

Label	Sol'n Conc.	Units	SD	%RSD	Int. (c/s)
Ag 328.068	-3.0491b	ppb	0.2704	8.9	-208.021
Al 308.215	308619b	ppb	120.461	0.0	1906740
As 188.980	15.9871b	ppb	1.3250	8.3	0.2475
B 249.678	8.2097b	ppb	0.9832	12.0	-630.852
Ba 389.178	3317.21b	ppb	3.7497	0.1	62777.0
Be 313.042	48.4052b	ppb	0.0251	0.1	85767.8
Ca 370.602	847.3b	ppb	17.79	2.1	-13517
Cd 226.502	-2.1373b	ppb	0.1345	6.3	1028.69
Co 228.615	357.278b	ppb	2.0468	0.6	4597.10
Cr 267.716	1045.03b	ppb	1.0842	0.1	48477.8
Cu 324.754	1282.79b	ppb	4.3209	0.3	71291.5
Fe 271.441	448071b	ppb	1069.40	0.2	703467
K 766.491	88484.5xb	ppb	199.293	0.2	2983358
Mg 279.078	115648b	ppb	83.3960	0.1	246072
Mn 257.610	4824.69b	ppb	6.2552	0.1	1082959
Mo 202.032	14.6156b	ppb	0.1213	0.8	85.9067
Na 330.237	1969.80b	ppb	66.2646	3.4	-63.9504
Ni 231.604	657.314b	ppb	3.6806	0.6	1730.92
Pb 220.353	80.8511b	ppb	2.1575	2.7	161.179
Sb 206.834	1.2639b	ppb	2.7406	216.8	21.1773
Se 196.026	3.2204b	ppb	2.0214	62.8	3.4961
Sn 189.925	27.3705b	ppb	1.7176	6.3	8.2511
Sr 216.596	32.8077b	ppb	0.2142	0.7	735.037
Ti 334.941	20478.3b	ppb	31.0835	0.2	5324316
Tl 190.794	23.3765b	ppb	12.4059	53.1	-12.5153
V 292.401	1538.10b	ppb	2.7837	0.2	37723.5
Zn 206.200	1091.95b	ppb	5.4685	0.5	1411.96

E05302013.wvq. All Data Report 5/31/2013, 10:17:39 AM

680-90599-a-19-a (Samp) 5/30/2013, 11:55:46 PM Rack 3, Tube 7

Weight: 1

Volume: 1

Dilution: 1

Label	Replicates Concentration		
Ag 328.068	-0.6573u	-1.8868u	-1.9146u
Al 308.215	236953	237431	236624
As 188.980	2.6387	14.2139	1.5696
B 249.678	6.7878u	5.7273u	6.8313u
Ba 389.178	1306.11	1311.79	1306.92
Be 313.042	8.6670	8.7056	8.6745
Ca 370.602	4388	4389	4384
Cd 226.502	-0.9383	-0.8132	-0.8989
Co 228.615	63.4375	63.5569	63.0013
Cr 267.716	203.026	203.227	202.446
Cu 324.754	148.985	151.156	149.879
Fe 271.441	174472	175318	174784
K 766.491	36901.5x	37095.0x	36965.8x
Mg 279.078	39186.1	38935.0	39168.0
Mn 257.610	2929.70	2940.62	2936.62
Mo 202.032	1.7970	2.4791	2.4525
Na 330.237	881.151u	871.982u	880.903u
Ni 231.604	65.2101	66.5441	66.1857
Pb 220.353	75.7597	79.4161	81.8470
Sb 206.834	7.0275	3.1670	-2.2835
Se 196.026	6.0722	3.6465	-6.1196u
Sn 189.925	16.1526	14.3807	20.8776
Sr 216.596	60.6592	60.8195	60.7451
Ti 334.941	10202.1	10257.2	10180.6
Tl 190.794	7.8462u	10.5805u	5.8155u
V 292.401	432.824	435.299	432.476
Zn 206.200	296.026	302.578	300.785

Label	Sol'n Conc.	Units	SD	%RSD	Int. (c/s)
Ag 328.068	-1.4863b	ppb	0.7180	48.3	-108.519
Al 308.215	237003b	ppb	405.396	0.2	1464452
As 188.980	6.1407b	ppb	7.0120	114.2	-3.1191
B 249.678	6.4488b	ppb	0.6252	9.7	-136.081
Ba 389.178	1308.27b	ppb	3.0748	0.2	24734.4
Be 313.042	8.6824b	ppb	0.0204	0.2	15182.8
Ca 370.602	4387b	ppb	2.886	0.1	3459
Cd 226.502	-0.8834b	ppb	0.0640	7.2	409.652
Co 228.615	63.3319b	ppb	0.2925	0.5	971.039
Cr 267.716	202.900b	ppb	0.4056	0.2	9458.21
Cu 324.754	150.007b	ppb	1.0911	0.7	8536.90
Fe 271.441	174858b	ppb	428.057	0.2	274525
K 766.491	36987.4xb	ppb	98.5723	0.3	1247224
Mg 279.078	39096.3b	ppb	140.051	0.4	83155.0
Mn 257.610	2935.64b	ppb	5.5247	0.2	658446
Mo 202.032	2.2429b	ppb	0.3864	17.2	16.7912
Na 330.237	878.012b	ppb	5.2235	0.6	4.3444
Ni 231.604	65.9799b	ppb	0.6904	1.0	173.505
Pb 220.353	79.0076b	ppb	3.0642	3.9	147.057
Sb 206.834	2.6370b	ppb	4.6781	177.4	8.9240
Se 196.026	1.1997b	ppb	6.4537	537.9	5.4882
Sn 189.925	17.1370b	ppb	3.3584	19.6	-0.2738
Sr 216.596	60.7413b	ppb	0.0802	0.1	802.470
Ti 334.941	10213.3b	ppb	39.4689	0.4	2655322
Tl 190.794	8.0807b	ppb	2.3911	29.6	-11.7034
V 292.401	433.533b	ppb	1.5394	0.4	10685.6
Zn 206.200	299.796b	ppb	3.3862	1.1	301.986

E05302013.vvq. All Data Report 5/31/2013, 10:17:39 AM

680-90599-a-20-a (Samp) 5/31/2013, 12:00:22 AM Rack 3, Tube 8
 Weight: 1 Volume: 1 Dilution: 1

Label	Replicates Concentration		
Ag 328.068	-1.5110u	-1.9387u	-2.1638u
Al 308.215	257854	257325	258440
As 188.980	42.6831	37.3639	26.1335
B 249.678	14.8930u	14.7674u	14.5058u
Ba 389.178	436.467	436.621	438.332
Be 313.042	7.5863	7.5789	7.6066
Ca 370.602	7177u	7238u	7133u
Cd 226.502	-1.9911	-1.7479	-1.7996
Co 228.615	55.6094	54.2379	55.4989
Cr 267.716	562.911	562.672	565.434
Cu 324.754	293.449	291.287	287.161
Fe 271.441	391117	391484	391554
K 766.491	4373.48	4363.12	4359.89
Mg 279.078	5522.08	5523.04	5559.79
Mn 257.610	2491.06	2491.92	2506.52
Mo 202.032	11.0208	9.7560	11.3195
Na 330.237	791.096u	1007.56u	768.904u
Ni 231.604	181.070	178.588	179.426
Pb 220.353	137.035	134.468	141.254
Sb 206.834	-2.5403	1.6028	5.5207
Se 196.026	0.4649u	17.5416	12.4538
Sn 189.925	21.7066	22.9899	24.0694
Sr 216.596	49.6657	49.7985	50.4507
Ti 334.941	6366.86	6356.32	6349.40
Tl 190.794	1.5478u	5.3077u	3.4211u
V 292.401	840.884	840.694	845.300
Zn 206.200	184.672	185.872	187.585

Label	Sol'n Conc.	Units	SD	%RSD	Int. (c/s)
Ag 328.068	-1.8712	ppb	0.3316	17.7	-136.066
Al 308.215	257873	ppb	557.743	0.2	1593335
As 188.980	35.3935	ppb	8.4489	23.9	10.1274
B 249.678	14.7220	ppb	0.1975	1.3	-434.610
Ba 389.178	437.140	ppb	1.0351	0.2	8622.89
Be 313.042	7.5906	ppb	0.0144	0.2	13227.4
Ca 370.602	7183	ppb	52.45	0.7	-3018
Cd 226.502	-1.8462	ppb	0.1281	6.9	900.177
Co 228.615	55.1154	ppb	0.7620	1.4	798.441
Cr 267.716	563.672	ppb	1.5302	0.3	26177.2
Cu 324.754	290.632	ppb	3.1946	1.1	16384.5
Fe 271.441	391385	ppb	234.741	0.1	614435
K 766.491	4365.50	ppb	7.1031	0.2	147431
Mg 279.078	5534.97	ppb	21.5022	0.4	11769.4
Mn 257.610	2496.50	ppb	8.6883	0.3	560380
Mo 202.032	10.6988	ppb	0.8300	7.8	63.2510
Na 330.237	855.853	ppb	131.848	15.4	-41.6437
Ni 231.604	179.695	ppb	1.2629	0.7	476.564
Pb 220.353	137.586	ppb	3.4261	2.5	248.974
Sb 206.834	1.5278	ppb	4.0310	263.9	15.7170
Se 196.026	10.1535	ppb	8.7677	86.4	6.8507
Sn 189.925	22.9219	ppb	1.1829	5.2	4.5460
Sr 216.596	49.9716	ppb	0.4201	0.8	874.840
Ti 334.941	6357.53	ppb	8.7927	0.1	1652808
Tl 190.794	3.4255	ppb	1.8799	54.9	-20.5680
V 292.401	842.293	ppb	2.6062	0.3	20580.8
Zn 206.200	186.043	ppb	1.4641	0.8	246.267

E05302013.wvq. All Data Report 5/31/2013, 10:17:39 AM

680-90599-a-21-a (Samp) 5/31/2013, 12:04:59 AM Rack 3, Tube 9

Weight: 1

Volume: 1

Dilution: 1

Label	Replicates Concentration		
Ag 328.068	-2.6239u	-2.4952u	-1.3849u
Al 308.215	211829	210840	210431
As 188.980	29.7637	14.5143	19.6377
B 249.678	8.9982u	9.7533u	10.0395u
Ba 389.178	927.397	924.023	923.522
Be 313.042	9.5810	9.5522	9.5146
Ca 370.602	4499	4513	4522
Cd 226.502	-1.7161	-1.6743	-1.2732
Co 228.615	100.258	98.3688	99.3705
Cr 267.716	519.035	517.222	515.824
Cu 324.754	187.330	184.941	186.154
Fe 271.441	221288	220440	219972
K 766.491	18766.1	18714.3	18709.2
Mg 279.078	20782.3	20684.6	20643.1
Mn 257.610	4267.89	4249.35	4244.22
Mo 202.032	12.7885	13.3079	12.4913
Na 330.237	823.898u	736.619u	650.581u
Ni 231.604	152.129	150.733	150.029
Pb 220.353	113.745	111.374	115.474
Sb 206.834	2.8764	-6.8758	-4.1778
Se 196.026	6.6307	9.3246	-6.6631u
Sn 189.925	22.9300	26.3802	29.0101
Sr 216.596	40.9913	40.6890	40.9292
Ti 334.941	7023.60	7014.20	7004.84
Tl 190.794	13.6634u	20.8754	21.5275
V 292.401	509.690	509.738	507.716
Zn 206.200	294.740	293.131	289.619

Label	Sol'n Conc.	Units	SD	%RSD	Int. (c/s)
Ag 328.068	-2.1680	ppb	0.6812	31.4	-150.982
Al 308.215	211033	ppb	718.699	0.3	1303982
As 188.980	21.3052	ppb	7.7602	36.4	3.9847
B 249.678	9.5970	ppb	0.5380	5.6	-180.009
Ba 389.178	924.980	ppb	2.1076	0.2	17581.0
Be 313.042	9.5493	ppb	0.0333	0.3	16718.2
Ca 370.602	4512	ppb	11.55	0.3	404.6
Cd 226.502	-1.5545	ppb	0.2446	15.7	497.615
Co 228.615	99.3326	ppb	0.9454	1.0	1316.06
Cr 267.716	517.361	ppb	1.6101	0.3	24008.0
Cu 324.754	186.142	ppb	1.1949	0.6	10550.7
Fe 271.441	220567	ppb	667.047	0.3	346284
K 766.491	18729.9	ppb	31.4578	0.2	631701
Mg 279.078	20703.3	ppb	71.4515	0.3	44005.5
Mn 257.610	4253.82	ppb	12.4522	0.3	953721
Mo 202.032	12.8626	ppb	0.4133	3.2	86.5241
Na 330.237	737.033	ppb	86.6594	11.8	-4.0522
Ni 231.604	150.964	ppb	1.0689	0.7	397.481
Pb 220.353	113.531	ppb	2.0582	1.8	203.310
Sb 206.834	-2.7257	ppb	5.0357	184.7	7.2760
Se 196.026	3.0974	ppb	8.5595	276.3	6.1041
Sn 189.925	26.1068	ppb	3.0493	11.7	7.2070
Sr 216.596	40.8698	ppb	0.1596	0.4	632.012
Ti 334.941	7014.22	ppb	9.3792	0.1	1823572
Tl 190.794	18.6888	ppb	4.3643	23.4	-8.2082
V 292.401	509.048	ppb	1.1539	0.2	12465.8
Zn 206.200	292.496	ppb	2.6188	0.9	381.995

E05302013.vvq. All Data Report 5/31/2013, 10:17:39 AM

680-90599-a-22-a (Samp) 5/31/2013, 12:09:35 AM Rack 3, Tube 10

Weight: 1

Volume: 1

Dilution: 1

Label	Replicates Concentration		
Ag 328.068	-1.8795u	-1.5674u	-1.7263u
Al 308.215	95227.8	95399.5	95150.4
As 188.980	9.6321	9.3683	3.2080
B 249.678	6.1893u	6.3814u	5.4748u
Ba 389.178	441.941	443.939	442.229
Be 313.042	6.9136	6.9268	6.9287
Ca 370.602	2023	2001	1999
Cd 226.502	-0.5844	-0.4070	-0.5663
Co 228.615	68.1777	67.2942	68.0518
Cr 267.716	108.489	109.298	108.710
Cu 324.754	60.6145	60.5801	60.5454
Fe 271.441	89206.6	89631.2	89351.6
K 766.491	3299.87	3315.00	3304.12
Mg 279.078	10830.5	10849.5	10814.9
Mn 257.610	4198.24	4201.31	4182.05
Mo 202.032	1.7293	1.2022	1.8342
Na 330.237	365.658u	155.886u	263.257u
Ni 231.604	48.8081	49.6280	47.6718
Pb 220.353	59.3467	65.1695	57.7927
Sb 206.834	0.6389	-3.4503u	-1.9774
Se 196.026	-11.4563u	-3.2268u	1.5009
Sn 189.925	14.1818	14.8791	18.4107
Sr 216.596	20.7007	20.6446	20.2586
Ti 334.941	3865.33	3879.47	3859.78
Tl 190.794	18.6693	19.7866	12.8744
V 292.401	227.663	229.224	228.188
Zn 206.200	218.621	220.095	217.954

Label	Sol'n Conc.	Units	SD	%RSD	Int. (c/s)
Ag 328.068	-1.7244	ppb	0.1561	9.1	-119.616
Al 308.215	95259.2	ppb	127.468	0.1	588710
As 188.980	7.4028	ppb	3.6352	49.1	-2.9260
B 249.678	6.0152	ppb	0.4777	7.9	20.2180
Ba 389.178	442.703	ppb	1.0802	0.2	8390.88
Be 313.042	6.9230	ppb	0.0082	0.1	12052.6
Ca 370.602	2008	ppb	13.43	0.7	901.0
Cd 226.502	-0.5192	ppb	0.0976	18.8	215.072
Co 228.615	67.8413	ppb	0.4779	0.7	877.485
Cr 267.716	108.832	ppb	0.4183	0.4	5083.20
Cu 324.754	60.5800	ppb	0.0345	0.1	3563.20
Fe 271.441	89396.5	ppb	215.803	0.2	140364
K 766.491	3306.33	ppb	7.8059	0.2	111723
Mg 279.078	10831.7	ppb	17.3205	0.2	23007.7
Mn 257.610	4193.86	ppb	10.3481	0.2	939863
Mo 202.032	1.5886	ppb	0.3387	21.3	16.7324
Na 330.237	261.600	ppb	104.896	40.1	20.9585
Ni 231.604	48.7026	ppb	0.9824	2.0	126.339
Pb 220.353	60.7696	ppb	3.8888	6.4	120.205
Sb 206.834	-1.5962	ppb	2.0711	129.7	2.0134
Se 196.026	-4.3941	ppb	6.5570	149.2	4.2510
Sn 189.925	15.8239	ppb	2.2672	14.3	-1.3671
Sr 216.596	20.5347	ppb	0.2407	1.2	307.036
Ti 334.941	3868.20	ppb	10.1518	0.3	1005629
Tl 190.794	17.1101	ppb	3.7105	21.7	-4.9809
V 292.401	228.358	ppb	0.7942	0.3	5598.53
Zn 206.200	218.890	ppb	1.0959	0.5	287.326

E05302013.vvq. All Data Report 5/31/2013, 10:17:39 AM

680-90599-a-23-a (Samp) 5/31/2013, 12:14:11 AM Rack 3, Tube 11

Weight: 1

Volume: 1

Dilution: 1

Label	Replicates Concentration		
Ag 328.068	-0.8908u	-0.3391u	-0.9155u
Al 308.215	157491	158371	157283
As 188.980	1.3086	9.4212	10.5686
B 249.678	7.3448u	6.8425u	7.8016u
Ba 389.178	304.248	306.283	304.001
Be 313.042	3.9715	3.9916	3.9533
Ca 370.602	2015u	2032u	2053u
Cd 226.502	-0.8214	-0.9473	-0.7752
Co 228.615	21.4781	21.3035	21.4653
Cr 267.716	206.277	207.265	205.533
Cu 324.754	84.6370	84.5795	82.5997
Fe 271.441	132384	133038	132011
K 766.491	6674.22	6694.00	6668.85
Mg 279.078	9837.79	9904.18	9819.64
Mn 257.610	383.620	385.548	382.114
Mo 202.032	2.8852	2.2017	2.0762
Na 330.237	487.262u	561.299u	463.774u
Ni 231.604	54.4754	55.5356	53.0349
Pb 220.353	57.8564	57.6582	57.1746
Sb 206.834	-3.8156	-1.4508	-0.9113
Se 196.026	1.0304u	4.8124	-11.6224u
Sn 189.925	12.8954	15.4535	16.9055
Sr 216.596	27.0894	27.2501	27.3778
Ti 334.941	3575.05	3602.56	3568.39
Tl 190.794	8.6328	12.6189	3.3912u
V 292.401	466.737	468.772	465.754
Zn 206.200	136.341	139.381	135.184

Label	Sol'n Conc.	Units	SD	%RSD	Int. (c/s)
Ag 328.068	-0.7151	ppb	0.3258	45.6	-61.9735
Al 308.215	157715	ppb	577.289	0.4	974561
As 188.980	7.0995	ppb	5.0477	71.1	-2.9259
B 249.678	7.3296	ppb	0.4797	6.5	-43.6686
Ba 389.178	304.844	ppb	1.2520	0.4	5860.77
Be 313.042	3.9721	ppb	0.0191	0.5	6802.97
Ca 370.602	2033	ppb	19.13	0.9	-1335
Cd 226.502	-0.8480	ppb	0.0891	10.5	308.196
Co 228.615	21.4156	ppb	0.0973	0.5	338.361
Cr 267.716	206.358	ppb	0.8686	0.4	9584.62
Cu 324.754	83.9387	ppb	1.1600	1.4	4867.14
Fe 271.441	132478	ppb	520.165	0.4	207990
K 766.491	6679.02	ppb	13.2484	0.2	225428
Mg 279.078	9853.87	ppb	44.5064	0.5	20977.7
Mn 257.610	383.761	ppb	1.7216	0.4	86430.0
Mo 202.032	2.3877	ppb	0.4354	18.2	19.7092
Na 330.237	504.112	ppb	50.8993	10.1	22.6036
Ni 231.604	54.3486	ppb	1.2551	2.3	142.176
Pb 220.353	57.5631	ppb	0.3507	0.6	116.579
Sb 206.834	-2.0592	ppb	1.5448	75.0	3.3360
Se 196.026	-1.9266	ppb	8.6072	446.8	3.9812
Sn 189.925	15.0848	ppb	2.0303	13.5	-1.9849
Sr 216.596	27.2391	ppb	0.1445	0.5	414.472
Ti 334.941	3582.00	ppb	18.1128	0.5	931230
Tl 190.794	8.2143	ppb	4.6281	56.3	-9.8048
V 292.401	467.088	ppb	1.5391	0.3	11411.0
Zn 206.200	136.969	ppb	2.1675	1.6	181.894

E05302013.vvq. All Data Report 5/31/2013, 10:17:39 AM

680-90599-a-24-a (Samp) 5/31/2013, 12:18:48 AM Rack 3, Tube 12

Weight: 1

Volume: 1

Dilution: 1

Label	Replicates Concentration		
Ag 328.068	-2.2025u	-2.3641u	-2.0734u
Al 308.215	144326	144462	144420
As 188.980	2.4032	2.9784	14.5430
B 249.678	5.4525u	5.5691u	5.2367u
Ba 389.178	800.348	803.591	805.412
Be 313.042	3.2316	3.2371	3.2452
Ca 370.602	9639	9650	9680
Cd 226.502	-1.3865	-1.4279	-1.3550
Co 228.615	165.681	166.680	166.607
Cr 267.716	660.085	663.285	662.922
Cu 324.754	177.697	178.765	178.622
Fe 271.441	166764	167544	167514
K 766.491	28976.4	29020.5	29115.2
Mg 279.078	68235.6	68438.3	68386.6
Mn 257.610	3679.91	3672.86	3679.99
Mo 202.032	1.6225	1.0995u	1.0125u
Na 330.237	1333.99u	1208.94u	1155.91u
Ni 231.604	315.751	318.191	315.918
Pb 220.353	14.9193	15.9603	16.4902
Sb 206.834	1.1666	2.5646	7.2867
Se 196.026	4.1343	5.6376	9.0192
Sn 189.925	21.1907	12.6332	15.3647
Sr 216.596	43.6090	44.9800	44.0294
Ti 334.941	11401.8	11421.2	11437.5
Tl 190.794	13.3868	15.8275	21.7145
V 292.401	507.182	509.652	510.459
Zn 206.200	278.573	272.572	271.032

Label	Sol'n Conc.	Units	SD	%RSD	Int. (c/s)
Ag 328.068	-2.2134	ppb	0.1456	6.6	-157.714
Al 308.215	144403	ppb	69.6043	0.0	892297
As 188.980	6.6415	ppb	6.8489	103.1	-3.5434
B 249.678	5.4194	ppb	0.1687	3.1	-135.722
Ba 389.178	803.117	ppb	2.5653	0.3	15341.3
Be 313.042	3.2380	ppb	0.0069	0.2	5492.44
Ca 370.602	9656	ppb	21.04	0.2	14609
Cd 226.502	-1.3898	ppb	0.0365	2.6	374.951
Co 228.615	166.323	ppb	0.5569	0.3	2185.00
Cr 267.716	662.097	ppb	1.7518	0.3	30693.6
Cu 324.754	178.361	ppb	0.5798	0.3	10102.4
Fe 271.441	167274	ppb	441.912	0.3	262634
K 766.491	29037.4	ppb	70.9700	0.2	979200
Mg 279.078	68353.5	ppb	105.337	0.2	145435
Mn 257.610	3677.59	ppb	4.0915	0.1	824867
Mo 202.032	1.2448	ppb	0.3299	26.5	10.2472
Na 330.237	1232.94	ppb	91.4353	7.4	19.4428
Ni 231.604	316.620	ppb	1.3629	0.4	831.075
Pb 220.353	15.7899	ppb	0.7992	5.1	53.8736
Sb 206.834	3.6726	ppb	3.2069	87.3	13.7220
Se 196.026	6.2637	ppb	2.5019	39.9	8.0855
Sn 189.925	16.3962	ppb	4.3710	26.7	-0.8891
Sr 216.596	44.2061	ppb	0.7024	1.6	618.884
Ti 334.941	11420.2	ppb	17.8551	0.2	2969195
Tl 190.794	16.9763	ppb	4.2811	25.2	-7.1342
V 292.401	509.098	ppb	1.7075	0.3	12524.4
Zn 206.200	274.059	ppb	3.9843	1.5	257.316

E05302013.vvq. All Data Report 5/31/2013, 10:17:39 AM

680-90599-a-25-a (Samp) 5/31/2013, 12:32:36 AM Rack 3, Tube 15

Weight: 1

Volume: 1

Dilution: 1

Label	Replicates Concentration		
Ag 328.068	-0.0563u	-0.4402u	-0.3135u
Al 308.215	33670.2	33613.9	33698.5
As 188.980	0.7624	-4.6789u	-3.0873u
B 249.678	5.9592	5.6587	5.4366
Ba 389.178	99.4803	100.474	99.1821
Be 313.042	0.2564	0.2609	0.2550
Ca 370.602	12555	12563	12573
Cd 226.502	0.0608	0.0605	-0.0518
Co 228.615	10.5311	10.6739	10.8248
Cr 267.716	127.521	126.887	127.710
Cu 324.754	62.8398	62.6294	63.1561
Fe 271.441	20249.7	20276.3	20219.2
K 766.491	1034.98	1030.48	1037.55
Mg 279.078	9800.60	9766.03	9791.47
Mn 257.610	203.716	203.139	203.962
Mo 202.032	0.0041u	0.3598	0.8501
Na 330.237	799.264	1058.81	870.744
Ni 231.604	44.6221	43.5695	44.3491
Pb 220.353	1.9883	1.9288	0.8717
Sb 206.834	-3.4355u	1.0421	-8.0618u
Se 196.026	-7.4702u	4.4725	8.6153
Sn 189.925	11.5621	11.0573	11.4580
Sr 216.596	11.5976	11.4899	11.7836
Ti 334.941	1368.28	1364.47	1367.92
Tl 190.794	-8.4951u	2.3435	4.2082
V 292.401	49.0672	48.7271	49.4714
Zn 206.200	20.1467	21.2936	20.4617

Label	Sol'n Conc.	Units	SD	%RSD	Int. (c/s)
Ag 328.068	-0.2700	ppb	0.1956	72.5	-32.3255
Al 308.215	33660.9	ppb	43.0218	0.1	208151
As 188.980	-2.3346	ppb	2.7977	119.8	-7.7950
B 249.678	5.6848	ppb	0.2623	4.6	147.013
Ba 389.178	99.7120	ppb	0.6762	0.7	1895.41
Be 313.042	0.2574	ppb	0.0031	1.2	207.434
Ca 370.602	12564	ppb	9.187	0.1	24161
Cd 226.502	0.0232	ppb	0.0649	280.4	66.0575
Co 228.615	10.6766	ppb	0.1469	1.4	160.987
Cr 267.716	127.373	ppb	0.4307	0.3	5904.68
Cu 324.754	62.8751	ppb	0.2651	0.4	3669.49
Fe 271.441	20248.4	ppb	28.5682	0.1	31805.4
K 766.491	1034.34	ppb	3.5803	0.3	35126.8
Mg 279.078	9786.03	ppb	17.9165	0.2	20852.6
Mn 257.610	203.606	ppb	0.4222	0.2	45773.3
Mo 202.032	0.4047	ppb	0.4248	105.0	12.2680
Na 330.237	909.607	ppb	134.067	14.7	81.2711
Ni 231.604	44.1802	ppb	0.5462	1.2	113.139
Pb 220.353	1.5963	ppb	0.6282	39.4	29.5627
Sb 206.834	-3.4851	ppb	4.5522	130.6	-1.2824
Se 196.026	1.8725	ppb	8.3520	446.0	7.0693
Sn 189.925	11.3591	ppb	0.2665	2.3	-5.0843
Sr 216.596	11.6237	ppb	0.1486	1.3	155.013
Ti 334.941	1366.89	ppb	2.1079	0.2	355341
Tl 190.794	-0.6478	ppb	6.8596	1058.9	-10.6926
V 292.401	49.0885	ppb	0.3726	0.8	1191.57
Zn 206.200	20.6340	ppb	0.5925	2.8	213190

E05302013.wvq. All Data Report 5/31/2013, 10:17:39 AM

680-90599-a-27-a (Samp) 5/31/2013, 12:37:13 AM Rack 3, Tube 16

Weight: 1

Volume: 1

Dilution: 1

Label	Replicates Concentration		
Ag 328.068	-1.3483u	-2.4396u	-2.1859u
Al 308.215	157044	158421	157869
As 188.980	8.0442	10.7750	18.5390
B 249.678	10.1579u	10.4230u	9.1625u
Ba 389.178	1604.74	1615.30	1608.72
Be 313.042	5.6497	5.6902	5.6739
Ca 370.602	5170	5227	5161
Cd 226.502	-1.5319	-1.3944	-1.4734
Co 228.615	84.9887	86.3621	86.0626
Cr 267.716	450.905	453.985	451.745
Cu 324.754	58.0660	59.0866	59.5087
Fe 271.441	190316	191734	190824
K 766.491	70852.8x	71377.6x	71030.5x
Mg 279.078	77475.3	77990.3	77718.1
Mn 257.610	4423.75	4456.01	4432.90
Mo 202.032	2.7690	3.0719	1.8437
Na 330.237	944.984u	1135.75u	1182.95u
Ni 231.604	182.004	181.344	181.676
Pb 220.353	54.8618	58.7309	55.3102
Sb 206.834	3.6518	6.0805	1.0195
Se 196.026	-0.4694u	-4.1739u	-8.4727u
Sn 189.925	23.6172	18.0614	23.4263
Sr 216.596	40.2282	41.5511	41.6153
Ti 334.941	16354.6	16507.7	16359.9
Tl 190.794	21.9441	17.1048	16.6517
V 292.401	484.890	488.113	486.980
Zn 206.200	463.141	462.755	462.806

Label	Sol'n Conc.	Units	SD	%RSD	Int. (c/s)
Ag 328.068	-1.9913b	ppb	0.5711	28.7	-138.400
Al 308.215	157778b	ppb	692.922	0.4	974942
As 188.980	12.4527b	ppb	5.4448	43.7	-0.6827
B 249.678	9.9145b	ppb	0.6646	6.7	-119.322
Ba 389.178	1609.59b	ppb	5.3359	0.3	30468.6
Be 313.042	5.6713b	ppb	0.0204	0.4	9816.00
Ca 370.602	5186b	ppb	35.70	0.7	6332
Cd 226.502	-1.4665b	ppb	0.0690	4.7	429.673
Co 228.615	85.8044b	ppb	0.7221	0.8	1370.14
Cr 267.716	452.211b	ppb	1.5921	0.4	21006.5
Cu 324.754	58.8871b	ppb	0.7417	1.3	3499.91
Fe 271.441	190958b	ppb	718.344	0.4	299804
K 766.491	71086.9xb	ppb	266.902	0.4	2396829
Mg 279.078	77727.9b	ppb	257.686	0.3	165374
Mn 257.610	4437.55b	ppb	16.6231	0.4	995250
Mo 202.032	2.5615b	ppb	0.6399	25.0	18.0974
Na 330.237	1087.90b	ppb	125.996	11.6	-12.9803
Ni 231.604	181.674b	ppb	0.3300	0.2	477.459
Pb 220.353	56.3009b	ppb	2.1163	3.8	112.972
Sb 206.834	3.5839b	ppb	2.5312	70.6	12.3536
Se 196.026	-4.3720b	ppb	4.0053	91.6	3.0697
Sn 189.925	21.7016b	ppb	3.1540	14.5	3.5333
Sr 216.596	41.1315b	ppb	0.7830	1.9	608.827
Ti 334.941	16407.4b	ppb	86.8937	0.5	4265781
Tl 190.794	18.5669b	ppb	2.9336	15.8	-7.3785
V 292.401	486.661b	ppb	1.6351	0.3	12057.0
Zn 206.200	462.901b	ppb	0.2998	0.6	601.401

E05302013.wvq. All Data Report 5/31/2013, 10:17:39 AM

680-90599-a-28-a (Samp) 5/31/2013, 12:41:49 AM Rack 3, Tube 17
 Weight: 1 Volume: 1 Dilution: 1

Label	Replicates Concentration		
Ag 328.068	8.6665	8.8401	8.5608
Al 308.215	136752	136368	136085
As 188.980	92.2535	96.7526	97.9927
B 249.678	31.5897u	31.3052u	31.5559u
Ba 389.178	697.376	692.313	691.749
Be 313.042	7.0323	6.9653	6.9853
Ca 370.602	195348	194371	193737
Cd 226.502	-0.0572	-0.0341	-0.4406
Co 228.615	60.6496	59.8623	58.5911
Cr 267.716	272.160	270.443	269.890
Cu 324.754	685.955	682.396	688.766
Fe 271.441	280628	278733	278186
K 766.491	17444.3	17408.4	17277.6
Mg 279.078	24180.4	24064.4	24032.1
Mn 257.610	2600.52	2582.44	2578.43
Mo 202.032	5.7930	6.7212	6.4460
Na 330.237	532.279u	917.956u	806.177u
Ni 231.604	77.9837	75.3502	75.5600
Pb 220.353	839.332	832.281	833.404
Sb 206.834	-3.9482	-3.2931	3.7392
Se 196.026	-0.8102u	4.1665u	0.5978u
Sn 189.925	69.5568	68.4670	59.6747
Sr 216.596	242.139	241.523	241.026
Ti 334.941	6029.20	5983.82	5980.57
Tl 190.794	-4.4500u	19.4618	6.8267u
V 292.401	368.683	366.130	366.527
Zn 206.200	1651.78	1640.41	1639.25

Label	Sol'n Conc.	Units	SD	%RSD	Int. (c/s)
Ag 328.068	8.6891	ppb	0.1410	1.6	619.139
Al 308.215	136402	ppb	334.892	0.2	842892
As 188.980	95.6662	ppb	3.0199	3.2	40.5776
B 249.678	31.4836	ppb	0.1554	0.5	6.9767
Ba 389.178	693.813	ppb	3.0987	0.4	13332.2
Be 313.042	6.9943	ppb	0.0344	0.5	12236.9
Ca 370.602	194485	ppb	811.8	0.4	370681
Cd 226.502	-0.1773	ppb	0.2283	128.8	684.560
Co 228.615	59.7010	ppb	1.0387	1.7	838.381
Cr 267.716	270.831	ppb	1.1838	0.4	12613.5
Cu 324.754	685.706	ppb	3.1923	0.5	38212.2
Fe 271.441	279183	ppb	1281.67	0.5	438295
K 766.491	17376.7	ppb	87.7565	0.5	586083
Mg 279.078	24092.3	ppb	77.9897	0.3	51277.8
Mn 257.610	2587.13	ppb	11.7661	0.5	580533
Mo 202.032	6.3201	ppb	0.4767	7.5	39.6653
Na 330.237	752.137	ppb	198.436	26.4	-34.2720
Ni 231.604	76.2980	ppb	1.4636	1.9	202.745
Pb 220.353	835.006	ppb	3.7887	0.5	1278.05
Sb 206.834	-1.1674	ppb	4.2618	365.1	8.0595
Se 196.026	1.3180	ppb	2.5654	194.6	4.1805
Sn 189.925	65.8995	ppb	5.4183	8.2	40.4794
Sr 216.596	241.563	ppb	0.5573	0.2	2808.24
Ti 334.941	5997.86	ppb	27.1861	0.5	1559364
Tl 190.794	7.2795	ppb	11.9623	164.3	-15.3111
V 292.401	367.113	ppb	1.3737	0.4	9003.62
Zn 206.200	1643.81	ppb	6.9210	0.4	2123.66

E05302013.vvq. All Data Report 5/31/2013, 10:17:39 AM

680-90599-a-29-a (Samp) 5/31/2013, 12:46:25 AM Rack 3, Tube 18

Weight: 1

Volume: 1

Dilution: 1

Label	Replicates Concentration		
Ag 328.068	820.553	822.930	821.445
Al 308.215	99587.5	100046	99395.8
As 188.980	132.487	139.939	141.028
B 249.678	100.356u	99.8937u	100.629u
Ba 389.178	9496.17	9497.07	9483.13
Be 313.042	5.5974	5.5889	5.5739
Ca 370.602	40162	40090	40003
Cd 226.502	4.9646	4.0599	3.7148
Co 228.615	124.149	123.191	126.124
Cr 267.716	2405.68	2402.37	2401.71
Cu 324.754	77826.0x	76675.3x	76937.7x
Fe 271.441	1014659x	1006420x	1010595x
K 766.491	18004.0	17949.4	17933.6
Mg 279.078	20290.6	20256.2	20220.1
Mn 257.610	6133.45	6123.31	6136.73
Mo 202.032	61.4677	62.9098	60.1711
Na 330.237	-3422.89u	-3599.07u	-3617.20u
Ni 231.604	424.709	419.783	422.443
Pb 220.353	14487.5	14481.6	14514.3
Sb 206.834	56.2675	53.2685	60.3997
Se 196.026	2.1488u	1.1469u	11.7844u
Sn 189.925	6273.68	6301.73	6261.23
Sr 216.596	749.808	749.421	748.938
Ti 334.941	6884.56	6860.55	6851.49
Tl 190.794	-2.4335u	-0.2804u	-3.0812u
V 292.401	254.870	254.581	255.527
Zn 206.200	72491.4x	72666.7x	72554.9x

Label	Sol'n Conc.	Units	SD	%RSD	Int. (c/s)
Ag 328.068	821.643b	ppb	1.2005	0.1	59624.0
Al 308.215	99676.5b	ppb	334.267	0.3	615998
As 188.980	137.818b	ppb	4.6492	3.4	55.7635
B 249.678	100.293b	ppb	0.3719	0.4	-444.023
Ba 389.178	9492.12b	ppb	7.8005	0.1	178687
Be 313.042	5.5867b	ppb	0.0119	0.2	9665.06
Ca 370.602	40085b	ppb	79.70	0.2	31362
Cd 226.502	4.2465b	ppb	0.6455	15.2	2595.97
Co 228.615	124.488b	ppb	1.4956	1.2	1629.92
Cr 267.716	2403.25b	ppb	2.1312	0.1	111399
Cu 324.754	77146.3xb	ppb	603.051	0.8	4269018
Fe 271.441	1010558xb	ppb	4119.34	0.4	1586433
K 766.491	17962.3b	ppb	36.9467	0.2	605824
Mg 279.078	20255.7b	ppb	35.2573	0.2	43199.8
Mn 257.610	6131.16b	ppb	6.9972	0.1	1376378
Mo 202.032	61.5162b	ppb	1.3700	2.2	379.813
Na 330.237	-3546.38b	ppb	107.336	3.0	-1396.35
Ni 231.604	422.311b	ppb	2.4657	0.6	1126.19
Pb 220.353	14494.5b	ppb	17.4293	0.1	21576.5
Sb 206.834	56.6452b	ppb	3.5806	6.3	100.421
Se 196.026	5.0267b	ppb	5.8738	116.9	-2.2837
Sn 189.925	6278.88b	ppb	20.7430	0.3	5222.84
Sr 216.596	749.389b	ppb	0.4357	0.1	8743.94
Ti 334.941	6865.54b	ppb	17.0903	0.2	1784997
Tl 190.794	-1.9317b	ppb	1.4663	75.9	-43.4179
V 292.401	254.993b	ppb	0.4850	0.2	6173.40
Zn 206.200	72571.0xb	ppb	88.7518	0.1	92470.6

E05302013.vvq. All Data Report 5/31/2013, 10:17:39 AM

680-90599-a-30-a (Samp) 5/31/2013, 12:51:01 AM Rack 3, Tube 19

Weight: 1

Volume: 1

Dilution: 1

Label	Replicates Concentration		
Ag 328.068	-2.3035u	-1.3770u	-1.8863u
Al 308.215	263702	265114	265115
As 188.980	10.9141	8.3450	16.2999
B 249.678	12.1344u	11.1560u	12.8167u
Ba 389.178	1280.85	1287.40	1286.52
Be 313.042	13.0207	13.0766	13.1000
Ca 370.602	4393	4364	4457
Cd 226.502	-1.4270	-1.5190	-1.1812
Co 228.615	106.815	108.008	107.085
Cr 267.716	230.856	232.124	232.744
Cu 324.754	208.096	206.686	206.324
Fe 271.441	242230	243916	243879
K 766.491	38949.1x	39182.4x	39092.5x
Mg 279.078	44997.7	45079.8	45161.2
Mn 257.610	3515.70	3532.55	3533.29
Mo 202.032	3.2987	3.2547	2.8928
Na 330.237	985.932u	935.718u	901.642u
Ni 231.604	83.8446	87.7524	86.2645
Pb 220.353	91.8312	96.8977	86.7501
Sb 206.834	7.1406	8.9597	3.1406
Se 196.026	-4.6396u	-6.5824u	12.1818
Sn 189.925	18.3974	22.7063	18.7420
Sr 216.596	37.8435	38.1606	38.9811
Ti 334.941	12585.9	12623.6	12679.8
Tl 190.794	2.6508u	22.1111	18.1501
V 292.401	678.193	681.626	681.796
Zn 206.200	442.314	445.804	444.421

Label	Sol'n Conc.	Units	SD	%RSD	Int. (c/s)
Ag 328.068	-1.8556b	ppb	0.4641	25.0	-130.620
Al 308.215	264644b	ppb	815.562	0.3	1635190
As 188.980	11.8530b	ppb	4.0597	34.3	-0.5529
B 249.678	12.0357b	ppb	0.8347	6.9	-189.971
Ba 389.178	1284.92b	ppb	3.5572	0.3	24389.2
Be 313.042	13.0658b	ppb	0.0408	0.3	22968.9
Ca 370.602	4405b	ppb	47.46	1.1	935.6
Cd 226.502	-1.3758b	ppb	0.1746	12.7	558.755
Co 228.615	107.303b	ppb	0.6256	0.6	1533.96
Cr 267.716	231.908b	ppb	0.9625	0.4	10820.0
Cu 324.754	207.036b	ppb	0.9358	0.5	11712.0
Fe 271.441	243342b	ppb	962.950	0.4	382040
K 766.491	39074.6xb	ppb	117.656	0.3	1317590
Mg 279.078	45079.6b	ppb	81.7893	0.2	95883.3
Mn 257.610	3527.18b	ppb	9.9498	0.3	791191
Mo 202.032	3.1488b	ppb	0.2227	7.1	19.2828
Na 330.237	941.097b	ppb	42.4020	4.5	-21.4258
Ni 231.604	85.9538b	ppb	1.9723	2.3	227.269
Pb 220.353	91.8263b	ppb	5.0738	5.5	168.864
Sb 206.834	6.4136b	ppb	2.9769	46.4	14.4578
Se 196.026	0.3199b	ppb	10.3185	3225.1	4.3776
Sn 189.925	19.9486b	ppb	2.3945	12.0	2.0690
Sr 216.596	38.3284b	ppb	0.5871	1.5	626.180
Ti 334.941	12629.8b	ppb	47.2567	0.4	3283580
Tl 190.794	14.3040b	ppb	10.2845	71.9	-10.8192
V 292.401	680.538b	ppb	2.0325	0.3	16741.2
Zn 206.200	444.180b	ppb	1.7573	0.4	578.455

E05302013.vvq. All Data Report 5/31/2013, 10:17:39 AM

680-90599-a-31-a (Samp) 5/31/2013, 12:55:49 AM Rack 3, Tube 20

Weight: 1

Volume: 1

Dilution: 1

Label	Replicates Concentration		
Ag 328.068	-1.7251u	-1.4143u	-1.5292u
Al 308.215	232797	232108	231835
As 188.980	24.6651	20.5690	15.3759
B 249.678	11.6976u	11.2269u	11.1534u
Ba 389.178	792.900	792.434	791.354
Be 313.042	18.6969	18.6421	18.6630
Ca 370.602	2839u	2777u	2830u
Cd 226.502	-2.0934	-2.4755	-2.2433
Co 228.615	122.810	122.529	122.972
Cr 267.716	237.535	236.486	236.835
Cu 324.754	239.096	238.711	239.387
Fe 271.441	335295	335142	334972
K 766.491	17315.9	17320.9	17297.6
Mg 279.078	31508.2	31381.6	31330.3
Mn 257.610	1982.76	1979.13	1979.38
Mo 202.032	4.0590	4.0699	3.1306
Na 330.237	804.146u	774.805u	778.385u
Ni 231.604	77.2689	77.0490	79.1705
Pb 220.353	77.4856	91.1455	82.9814
Sb 206.834	-4.1873	8.7557	-3.0773
Se 196.026	8.9266	5.1614u	10.3428
Sn 189.925	32.1216	24.8707	23.8759
Sr 216.596	32.7057	32.2484	32.6136
Ti 334.941	11483.1	11451.3	11429.5
Tl 190.794	5.4296u	20.4907u	15.5994u
V 292.401	862.795	863.321	862.825
Zn 206.200	633.794	632.043	627.482

Label	Sol'n Conc.	Units	SD	%RSD	Int. (c/s)
Ag 328.068	-1.5562	ppb	0.1572	10.1	-114.786
Al 308.215	232247	ppb	495.846	0.2	1434989
As 188.980	20.2033	ppb	4.6554	23.0	2.6810
B 249.678	11.3593	ppb	0.2953	2.6	-373.572
Ba 389.178	792.229	ppb	0.7933	0.1	15252.9
Be 313.042	18.6673	ppb	0.0277	0.1	32919.5
Ca 370.602	2815	ppb	33.17	1.2	-7138
Cd 226.502	-2.2707	ppb	0.1925	8.5	750.658
Co 228.615	122.770	ppb	0.2244	0.2	1688.75
Cr 267.716	236.952	ppb	0.5344	0.2	11063.5
Cu 324.754	239.065	ppb	0.3391	0.1	13512.3
Fe 271.441	335137	ppb	161.392	0.0	526144
K 766.491	17311.4	ppb	12.2717	0.1	583881
Mg 279.078	31406.7	ppb	91.5599	0.3	66835.9
Mn 257.610	1980.42	ppb	2.0273	0.1	444822
Mo 202.032	3.7532	ppb	0.5392	14.4	18.7539
Na 330.237	785.779	ppb	16.0069	2.0	-52.4588
Ni 231.604	77.8295	ppb	1.1666	1.5	207.807
Pb 220.353	83.8708	ppb	6.8732	8.2	163.641
Sb 206.834	0.4970	ppb	7.1737	1443.3	10.7801
Se 196.026	8.1436	ppb	2.6779	32.9	6.4975
Sn 189.925	26.9561	ppb	4.5010	16.7	7.9107
Sr 216.596	32.5226	ppb	0.2418	0.7	644.567
Ti 334.941	11454.6	ppb	26.9319	0.2	2978021
Tl 190.794	13.8399	ppb	7.6832	55.5	-13.5026
V 292.401	862.980	ppb	0.2952	0.0	21173.5
Zn 206.200	631.106	ppb	3.2587	0.5	819.999

E05302013.vvq. All Data Report 5/31/2013, 10:17:39 AM

640-43724-a-1-a (Samp) 5/31/2013, 1:00:26 AM Rack 3, Tube 21

Weight: 1 Volume: 1 Dilution: 1

Label	Replicates Concentration		
Ag 328.068	0.2948u	0.1508u	-0.3037u
Al 308.215	37146.5	37187.0	37246.5
As 188.980	44.1159	38.9254	38.0920
B 249.678	630.845	636.267	640.372
Ba 389.178	588.736	591.103	591.435
Be 313.042	2.1892	2.2038	2.1919
Ca 370.602	595383	593810	595184
Cd 226.502	1.9728	1.7722	1.8277
Co 228.615	11.1806	10.6047	10.6468
Cr 267.716	111.082	111.549	111.559
Cu 324.754	1564.38	1563.21	1552.16
Fe 271.441	35007.6	35012.7	35085.6
K 766.491	5894.62	5873.04	5882.43
Mg 279.078	24001.0	24033.0	24060.5
Mn 257.610	1240.00	1243.06	1244.40
Mo 202.032	8.5839	7.2543	8.1843
Na 330.237	6103.68	5997.61	6133.32
Ni 231.604	58.9881	56.9373	57.3052
Pb 220.353	309.958	309.659	314.378
Sb 206.834	8.1523	7.2437	0.4707
Se 196.026	3.7773	11.3359	4.7203
Sn 189.925	45.6923	47.3846	46.4389
Sr 216.596	1476.72	1480.11	1482.13
Ti 334.941	1069.15	1067.70	1070.70
Tl 190.794	3.6467	-2.1267u	4.8958
V 292.401	81.0552	81.2228	81.4951
Zn 206.200	2291.99	2291.70	2304.59

Label	Sol'n Conc.	Units	SD	%RSD	Int. (c/s)
Ag 328.068	0.0473	ppb	0.3124	660.5	-70.1411
Al 308.215	37193.3	ppb	50.3238	0.1	229972
As 188.980	40.3777	ppb	3.2640	8.1	13.7424
B 249.678	635.828	ppb	4.7788	0.8	8706.34
Ba 389.178	590.425	ppb	1.4715	0.2	11118.5
Be 313.042	2.1950	ppb	0.0078	0.4	3844.10
Ca 370.602	594793	ppb	856.4	0.1	1168159
Cd 226.502	1.8575	ppb	0.1036	5.6	162.425
Co 228.615	10.8107	ppb	0.3211	3.0	156.100
Cr 267.716	111.397	ppb	0.2722	0.2	5172.85
Cu 324.754	1559.92	ppb	6.7444	0.4	86505.5
Fe 271.441	35035.3	ppb	43.6413	0.1	55018.3
K 766.491	5883.36	ppb	10.8184	0.2	198603
Mg 279.078	24031.5	ppb	29.7950	0.1	51155.0
Mn 257.610	1242.48	ppb	2.2583	0.2	278662
Mo 202.032	8.0075	ppb	0.6822	8.5	63.0674
Na 330.237	6078.20	ppb	71.3509	1.2	289.990
Ni 231.604	57.7435	ppb	1.0934	1.9	149.057
Pb 220.353	311.332	ppb	2.6425	0.8	489.986
Sb 206.834	5.2889	ppb	4.1974	79.4	7.4761
Se 196.026	6.6112	ppb	4.1188	62.3	9.3100
Sn 189.925	46.5052	ppb	0.8481	1.8	24.4847
Sr 216.596	1479.65	ppb	2.7345	0.2	15624.2
Ti 334.941	1069.18	ppb	1.5006	0.1	278006
Tl 190.794	2.1386	ppb	3.7463	175.2	-10.0284
V 292.401	81.2577	ppb	0.2220	0.3	1971.59
Zn 206.200	2296.09	ppb	7.3635	0.3	2296.07

E05302013.vvq. All Data Report 5/31/2013, 10:17:39 AM

640-43724-a-3-a (Samp) 5/31/2013, 1:05:03 AM Rack 3, Tube 22

Weight: 1

Volume: 1

Dilution: 1

Label	Replicates Concentration		
Ag 328.068	-0.1927u	0.0396u	-0.1037u
Al 308.215	39152.9	39395.1	39179.6
As 188.980	52.9920	59.8390	51.4985
B 249.678	160.485	160.864	159.420
Ba 389.178	535.067	538.209	535.383
Be 313.042	1.5572	1.5527	1.5534
Ca 370.602	108952	109710	108679
Cd 226.502	1.6142	1.5883	1.4884
Co 228.615	4.9716	5.0217	5.3550
Cr 267.716	124.031	124.342	123.422
Cu 324.754	185.691	187.435	186.517
Fe 271.441	40483.1	40664.3	40441.2
K 766.491	7246.11	7306.70	7292.31
Mg 279.078	14380.2	14435.1	14377.3
Mn 257.610	1351.08	1357.10	1349.41
Mo 202.032	12.2351	11.4038	11.8976
Na 330.237	1827.00	1918.04	2070.45
Ni 231.604	33.2215	33.5378	34.1838
Pb 220.353	152.895	155.498	153.318
Sb 206.834	0.9185	2.1888	1.6754
Se 196.026	-3.0073u	-4.5206u	5.9234
Sn 189.925	22.2430	21.9667	24.3817
Sr 216.596	420.912	421.910	418.796
Ti 334.941	509.276	512.192	511.021
Tl 190.794	-2.8415u	9.7816	4.0328
V 292.401	90.6581	91.0244	91.2529
Zn 206.200	1104.51	1102.71	1097.89

Label	Sol'n Conc.	Units	SD	%RSD	Int. (c/s)
Ag 328.068	-0.0856	ppb	0.1172	136.9	-31.7212
Al 308.215	39242.5	ppb	132.776	0.3	242632
As 188.980	54.7765	ppb	4.4474	8.1	21.0052
B 249.678	160.256	ppb	0.7486	0.5	2214.98
Ba 389.178	536.220	ppb	1.7299	0.3	10091.0
Be 313.042	1.5544	ppb	0.0024	0.2	2542.20
Ca 370.602	109114	ppb	534.3	0.5	212738
Cd 226.502	1.5636	ppb	0.0664	4.2	165.888
Co 228.615	5.1161	ppb	0.2084	4.1	78.1524
Cr 267.716	123.932	ppb	0.4680	0.4	5753.04
Cu 324.754	186.548	ppb	0.8726	0.5	10518.8
Fe 271.441	40529.5	ppb	118.583	0.3	63642.5
K 766.491	7281.71	ppb	31.6546	0.4	245746
Mg 279.078	14397.6	ppb	32.5741	0.2	30650.4
Mn 257.610	1352.53	ppb	4.0430	0.3	303246
Mo 202.032	11.8455	ppb	0.4181	3.5	88.8165
Na 330.237	1938.50	ppb	123.011	6.3	112.244
Ni 231.604	33.6477	ppb	0.4905	1.5	85.9281
Pb 220.353	153.904	ppb	1.3970	0.9	257.183
Sb 206.834	1.5942	ppb	0.6390	40.1	4.0142
Se 196.026	-0.5348	ppb	5.6440	1055.3	5.9755
Sn 189.925	22.8638	ppb	1.3218	5.8	4.5539
Sr 216.596	420.540	ppb	1.5900	0.4	4471.38
Ti 334.941	510.830	ppb	1.4674	0.3	132810
Tl 190.794	3.6576	ppb	6.3199	172.8	-9.4935
V 292.401	90.9785	ppb	0.3001	0.3	2199.56
Zn 206.200	1101.70	ppb	3.4249	0.3	1423.82

mb 680-278504/1-a (Samp) 5/31/2013, 1:09:39 AM Rack 3, Tube 23

Weight: 1 Volume: 1 Dilution: 1

Label	Replicates Concentration		
Ag 328.068	-0.2655u	-0.2295u	0.0181
Al 308.215	7.3231	6.8968	8.2676
As 188.980	1.0175	-2.9596u	0.9138
B 249.678	8.1263	7.3221	7.0671
Ba 389.178	-0.5516u	-0.0859u	0.3754
Be 313.042	0.0014	0.0044	0.0048
Ca 370.602	14.21	10.53	9.759
Cd 226.502	0.1382	0.1581	0.2262
Co 228.615	-0.2960u	0.0187	-0.7151u
Cr 267.716	0.3226	0.0935	0.1018
Cu 324.754	-0.1399u	-0.1597u	-0.2041u
Fe 271.441	9.6077	4.3163	10.9822
K 766.491	3.6398	3.7597	3.4892
Mg 279.078	17.5247	15.5499	15.6810
Mn 257.610	0.0707	0.1034	0.0636
Mo 202.032	0.4441	-0.4457u	-0.3125u
Na 330.237	-56.8773u	43.9127	11.6454
Ni 231.604	0.3058	2.7637	0.8898
Pb 220.353	-1.7872u	-1.5666u	-1.3410u
Sb 206.834	1.3001	-3.2192u	-4.3939u
Se 196.026	1.4765	-5.7620u	-3.6137u
Sn 189.925	3.7994	5.4622	2.8107
Sr 216.596	0.1594	-0.3118u	-0.5264u
Ti 334.941	0.4310	0.3745	0.3930
Tl 190.794	-3.9141u	-1.0742u	0.8181
V 292.401	-0.0068u	0.3087	0.0329
Zn 206.200	-0.5469u	1.0511	0.8581

Label	Sol'n Conc.	Units	SD	%RSD	Int. (c/s)
Ag 328.068	-0.1590	ppb	0.1544	97.1	-24.8616
Al 308.215	7.4958	ppb	0.7015	9.4	229.034
As 188.980	-0.3428	ppb	2.2668	661.3	-6.8928
B 249.678	7.5051	ppb	0.5528	7.4	210.259
Ba 389.178	-0.0874	ppb	0.4635	530.6	-14.6253
Be 313.042	0.0036	ppb	0.0019	52.2	-248.490
Ca 370.602	11.50	ppb	2.378	20.7	19.61
Cd 226.502	0.1741	ppb	0.0462	26.5	22.0723
Co 228.615	-0.3308	ppb	0.3681	111.3	2.5424
Cr 267.716	0.1726	ppb	0.1300	75.3	15.0803
Cu 324.754	-0.1679	ppb	0.0329	19.6	175.219
Fe 271.441	8.3021	ppb	3.5195	42.4	29.9072
K 766.491	3.6295	ppb	0.1355	3.7	378.278
Mg 279.078	16.2519	ppb	1.1042	6.8	70.0015
Mn 257.610	0.0792	ppb	0.0212	26.7	48.3934
Mo 202.032	-0.1047	ppb	0.4799	458.4	9.8513
Na 330.237	-0.4396	ppb	51.4703	11707.6	48.9163
Ni 231.604	1.3198	ppb	1.2841	97.3	0.2176
Pb 220.353	-1.5649	ppb	0.2231	14.3	24.7636
Sb 206.834	-2.1043	ppb	3.0063	142.9	-1.4785
Se 196.026	-2.6331	ppb	3.7175	141.2	5.1954
Sn 189.925	4.0241	ppb	1.3400	33.3	-11.2077
Sr 216.596	-0.2262	ppb	0.3508	155.1	12.6642
Ti 334.941	0.3995	ppb	0.0288	7.2	45.3275
Tl 190.794	-1.3901	ppb	2.3819	171.3	-10.4061
V 292.401	0.1116	ppb	0.1718	154.0	-15.6888
Zn 206.200	0.4541	ppb	0.8722	192.1	25.5526

ics 680-278504/2-a (Samp) 5/31/2013, 1:14:15 AM Rack 3, Tube 24
Weight: 1 Volume: 1 Dilution: 1

Label	Replicates Concentration		
Ag 328.068	49.2734	49.2677	49.3482
Al 308.215	4826.04	4815.57	4799.26
As 188.980	108.200	105.953	100.834
B 249.678	192.190	192.035	193.105
Ba 389.178	96.0045	96.4171	96.8773
Be 313.042	50.0430	49.9484	49.7661
Ca 370.602	4752	4737	4737
Cd 226.502	49.9339	49.7543	49.5336
Co 228.615	49.9213	49.9300	48.5294
Cr 267.716	99.6259	99.3300	99.0688
Cu 324.754	100.002	99.1038	101.585
Fe 271.441	4816.62	4817.13	4819.88
K 766.491	4987.16	4974.90	4957.83
Mg 279.078	4886.09	4880.66	4869.77
Mn 257.610	509.526	508.634	507.827
Mo 202.032	98.9781	99.9016	100.189
Na 330.237	4918.92	4986.03	4648.72
Ni 231.604	98.6143	98.7770	97.8442
Pb 220.353	50.1156	48.2359	46.3288
Sb 206.834	44.8546	47.5429	36.4578
Se 196.026	92.9064	94.0044	91.5479
Sn 189.925	205.813	198.073	203.404
Sr 216.596	96.8818	96.9727	96.6942
Ti 334.941	97.7879	97.6051	97.5890
Tl 190.794	38.1472	34.4283	43.3025
V 292.401	98.7930	98.6095	98.2600
Zn 206.200	99.6309	97.2836	98.1877

Label	Sol'n Conc.	Units	SD	%RSD	Int. (c/s)
Ag 328.068	49.2964	ppb	0.0449	0.1	3563.83
Al 308.215	4813.63	ppb	13.4976	0.3	29910.6
As 188.980	104.995	ppb	3.7753	3.6	46.4274
B 249.678	192.444	ppb	0.5782	0.3	2721.40
Ba 389.178	96.4330	ppb	0.4366	0.5	1806.59
Be 313.042	49.9192	ppb	0.1407	0.3	88490.4
Ca 370.602	4742	ppb	8.631	0.2	9125
Cd 226.502	49.7406	ppb	0.2005	0.4	1669.69
Co 228.615	49.4602	ppb	0.8061	1.6	575.551
Cr 267.716	99.3416	ppb	0.2787	0.3	4602.82
Cu 324.754	100.230	ppb	1.2560	1.3	5733.79
Fe 271.441	4817.88	ppb	1.7536	0.0	7586.91
K 766.491	4973.30	ppb	14.7330	0.3	167922
Mg 279.078	4878.84	ppb	8.3112	0.2	10409.9
Mn 257.610	508.662	ppb	0.8496	0.2	114032
Mo 202.032	99.6896	ppb	0.6327	0.6	686.091
Na 330.237	4851.22	ppb	178.551	3.7	273.597
Ni 231.604	98.4118	ppb	0.4983	0.5	255.102
Pb 220.353	48.2268	ppb	1.8934	3.9	98.7290
Sb 206.834	42.9518	ppb	5.7823	13.5	43.0201
Se 196.026	92.8196	ppb	1.2305	1.3	49.2289
Sn 189.925	202.430	ppb	3.9608	2.0	154.293
Sr 216.596	96.8496	ppb	0.1420	0.1	1032.64
Ti 334.941	97.6607	ppb	0.1105	0.1	25351.4
Tl 190.794	38.6260	ppb	4.4564	11.5	8.8867
V 292.401	98.5542	ppb	0.2708	0.3	2366.58
Zn 206.200	98.3674	ppb	1.1839	1.2	121.384

E05302013.vvq. All Data Report 5/31/2013, 10:17:39 AM

680-90622-a-30-a (Samp) 5/31/2013, 1:28:16 AM Rack 3, Tube 27

Weight: 1

Volume: 1

Dilution: 1

Label	Replicates Concentration		
Ag 328.068	1.5132	2.7798	1.8758
Al 308.215	74886.0	74989.5	74752.2
As 188.980	244.457	263.975	243.566
B 249.678	80.6944	80.9439	80.4380
Ba 389.178	2253.74	2254.96	2249.47
Be 313.042	8.3906	8.3830	8.3680
Ca 370.602	105129	105161	104902
Cd 226.502	10.9819	11.1225	11.5340
Co 228.615	88.6809	86.8575	86.7593
Cr 267.716	412.458	412.797	411.649
Cu 324.754	764.094	769.310	771.955
Fe 271.441	557544	560388	562850
K 766.491	9770.38	9784.36	9754.24
Mg 279.078	22645.9	22702.1	22671.6
Mn 257.610	13281.6	13281.7	13248.7
Mo 202.032	56.1369	57.8237	57.4995
Na 330.237	1252.59u	1059.57u	1004.90u
Ni 231.604	214.643	216.885	215.836
Pb 220.353	2383.58	2387.47	2382.98
Sb 206.834	12.4113	7.6239	6.6324
Se 196.026	17.9220	6.0345u	7.2028u
Sn 189.925	136.248	141.614	136.310
Sr 216.596	370.696	369.599	369.390
Ti 334.941	1117.72	1120.05	1114.27
Tl 190.794	32.4533u	30.6861u	20.2891u
V 292.401	326.435	327.758	327.241
Zn 206.200	6268.58	6230.09	6276.18

Label	Sol'n Conc.	Units	SD	%RSD	Int. (c/s)
Ag 328.068	2.0563	ppb	0.6523	31.7	177.612
Al 308.215	74875.9	ppb	118.993	0.2	462755
As 188.980	250.666	ppb	11.5346	4.6	116.315
B 249.678	80.6921	ppb	0.2529	0.3	143.783
Ba 389.178	2252.72	ppb	2.8798	0.1	42802.3
Be 313.042	8.3805	ppb	0.0115	0.1	14650.5
Ca 370.602	105064	ppb	141.4	0.1	179546
Cd 226.502	11.2128	ppb	0.2869	2.6	1738.98
Co 228.615	87.4325	ppb	1.0822	1.2	1056.91
Cr 267.716	412.301	ppb	0.5899	0.1	19254.1
Cu 324.754	768.453	ppb	3.9997	0.5	42884.8
Fe 271.441	560261	ppb	2655.36	0.5	879539
K 766.491	9769.66	ppb	15.0700	0.2	329623
Mg 279.078	22673.2	ppb	28.1363	0.1	48154.6
Mn 257.610	13270.7	ppb	19.0066	0.1	2974600
Mo 202.032	57.1534	ppb	0.8951	1.6	371.223
Na 330.237	1105.69	ppb	130.124	11.8	-140.696
Ni 231.604	215.788	ppb	1.1217	0.5	574.712
Pb 220.353	2384.68	ppb	2.4379	0.1	3598.63
Sb 206.834	8.8892	ppb	3.0903	34.8	24.9081
Se 196.026	10.3864	ppb	6.5521	63.1	7.3635
Sn 189.925	138.058	ppb	3.0804	2.2	100.621
Sr 216.596	369.895	ppb	0.7013	0.2	4384.94
Ti 334.941	1117.34	ppb	2.9083	0.3	290579
Tl 190.794	27.8095	ppb	6.5725	23.6	-16.5244
V 292.401	327.145	ppb	0.6672	0.2	7946.91
Zn 206.200	6258.28	ppb	24.7136	0.4	8068.69

E05302013.vvq. All Data Report 5/31/2013, 10:17:39 AM

680-90622-a-30-aSD^5 (Samp) 5/31/2013, 1:32:53 AM Rack 3, Tube 28

Weight: 1

Volume: 1

Dilution: 1

Label	Replicates Concentration		
Ag 328.068	0.2739	0.0682	0.0450
Al 308.215	14959.6	14904.8	14912.8
As 188.980	55.2417	50.3348	52.0261
B 249.678	20.4213	20.1831	19.7416
Ba 389.178	476.492	471.800	471.822
Be 313.042	1.7569	1.7547	1.7647
Ca 370.602	22354	22228	22232
Cd 226.502	2.0304	1.9177	1.9404
Co 228.615	18.7141	18.6815	18.7982
Cr 267.716	87.9723	87.0712	87.4131
Cu 324.754	155.220	155.577	153.194
Fe 271.441	121476	120900	121001
K 766.491	1751.27	1751.65	1755.76
Mg 279.078	4852.81	4839.43	4835.23
Mn 257.610	2875.34	2863.85	2866.94
Mo 202.032	12.0984	11.9906	12.1212
Na 330.237	133.067u	163.365u	299.114u
Ni 231.604	48.6043	47.0116	48.2070
Pb 220.353	516.515	511.813	510.087
Sb 206.834	-0.3465	-0.3899	0.9567
Se 196.026	-1.8718u	2.0254	3.6884
Sn 189.925	31.9249	31.8673	33.8248
Sr 216.596	79.0620	80.2889	79.3060
Ti 334.941	236.728	236.010	236.406
Tl 190.794	0.2327u	2.0746u	1.1105u
V 292.401	69.0105	69.9358	69.5018
Zn 206.200	1346.92	1351.11	1348.36

Label	Sol'n Conc.	Units	SD	%RSD	Int. (c/s)
Ag 328.068	0.1290	ppb	0.1260	97.7	5.0726
Al 308.215	14925.7	ppb	29.6136	0.2	92391.0
As 188.980	52.5342	ppb	2.4926	4.7	19.0304
B 249.678	20.1153	ppb	0.3449	1.7	152.142
Ba 389.178	473.371	ppb	2.7026	0.6	8987.93
Be 313.042	1.7588	ppb	0.0053	0.3	2873.26
Ca 370.602	22271	ppb	71.65	0.3	37942
Cd 226.502	1.9628	ppb	0.0596	3.0	373.483
Co 228.615	18.7313	ppb	0.0602	0.3	231.378
Cr 267.716	87.4855	ppb	0.4549	0.5	4091.81
Cu 324.754	154.664	ppb	1.2856	0.8	8781.36
Fe 271.441	121126	ppb	307.251	0.3	190165
K 766.491	1752.90	ppb	2.4914	0.1	59351.8
Mg 279.078	4842.49	ppb	9.1812	0.2	10312.6
Mn 257.610	2868.71	ppb	5.9475	0.2	643040
Mo 202.032	12.0701	ppb	0.0698	0.6	86.5971
Na 330.237	198.515	ppb	88.4281	44.5	6.1239
Ni 231.604	47.9410	ppb	0.8290	1.7	125.087
Pb 220.353	512.805	ppb	3.3266	0.6	795.180
Sb 206.834	0.0734	ppb	0.7652	1041.9	4.0163
Se 196.026	1.2807	ppb	2.8540	222.8	6.1704
Sn 189.925	32.5390	ppb	1.1139	3.4	12.5834
Sr 216.596	79.5523	ppb	0.6495	0.8	955.398
Ti 334.941	236.381	ppb	0.3599	0.2	61428.1
Tl 190.794	1.1393	ppb	0.9213	80.9	-13.5705
V 292.401	69.4827	ppb	0.4630	0.7	1673.35
Zn 206.200	1348.80	ppb	2.1297	0.2	1742.88

E05302013.vvq. All Data Report 5/31/2013, 10:17:39 AM

680-90622-a-30-aPDS (Samp) 5/31/2013, 1:37:30 AM Rack 3, Tube 29**Weight: 1****Volume: 1****Dilution: 1**

Label	Replicates Concentration		
Ag 328.068	50.9082	51.4958	50.4287
Al 308.215	75384.0	75631.9	75781.6
As 188.980	2403.67	2398.53	2405.88
B 249.678	1072.08	1082.37	1084.79
Ba 389.178	4080.59	4106.35	4115.42
Be 313.042	56.6379	56.6749	56.7705
Ca 370.602	107120	107925	108481
Cd 226.502	58.5098	58.4230	57.9332
Co 228.615	569.947	568.083	567.868
Cr 267.716	598.262	599.548	602.185
Cu 324.754	1015.27	1005.95	1025.81
Fe 271.441	548738	550414	552698
K 766.491	15930.9	15958.7	15932.8
Mg 279.078	27235.8	27334.1	27413.3
Mn 257.610	13466.2	13552.6	13553.7
Mo 202.032	565.490	565.853	567.981
Na 330.237	6479.85	6345.65	6365.61
Ni 231.604	689.793	691.127	687.530
Pb 220.353	2802.19	2821.27	2835.22
Sb 206.834	476.731	486.617	490.294
Se 196.026	2051.59	2065.71	2064.56
Sn 189.925	1102.44	1117.30	1106.61
Sr 216.596	844.935	850.861	855.858
Ti 334.941	2073.19	2079.09	2032.36
Tl 190.794	1968.05	1972.11	1956.41
V 292.401	804.587	807.444	809.263
Zn 206.200	6547.80	6560.40	6617.99

Label	Sol'n Conc.	Units	SD	%RSD	Int. (c/s)
Ag 328.068	50.9442	ppb	0.5345	1.0	3709.71
Al 308.215	75599.2	ppb	200.830	0.3	467148
As 188.980	2402.69	ppb	3.7711	0.2	1206.05
B 249.678	1079.75	ppb	6.7527	0.6	13776.8
Ba 389.178	4100.79	ppb	18.0696	0.4	77362.1
Be 313.042	56.6944	ppb	0.0685	0.1	100466
Ca 370.602	107842	ppb	684.6	0.6	185804
Cd 226.502	58.2887	ppb	0.3109	0.5	3269.59
Co 228.615	568.633	ppb	1.1433	0.2	6603.59
Cr 267.716	599.998	ppb	1.9997	0.3	27929.1
Cu 324.754	1015.68	ppb	9.9354	1.0	56570.8
Fe 271.441	550617	ppb	1987.91	0.4	864460
K 766.491	15940.8	ppb	15.5213	0.1	537672
Mg 279.078	27327.7	ppb	88.9424	0.3	58054.4
Mn 257.610	13524.2	ppb	50.1958	0.4	3031394
Mo 202.032	566.442	ppb	1.3453	0.2	3823.97
Na 330.237	6397.04	ppb	72.4119	1.1	102.784
Ni 231.604	689.483	ppb	1.8184	0.3	1817.05
Pb 220.353	2819.56	ppb	16.5823	0.6	4241.62
Sb 206.834	484.547	ppb	7.0144	1.4	488.714
Se 196.026	2060.62	ppb	7.8386	0.4	952.094
Sn 189.925	1108.78	ppb	7.6651	0.7	910.337
Sr 216.596	850.552	ppb	5.4678	0.6	9404.11
Ti 334.941	2061.55	ppb	25.4457	1.2	536065
Tl 190.794	1965.53	ppb	8.1500	0.4	927.960
V 292.401	807.098	ppb	2.3572	0.3	19578.8
Zn 206.200	6575.40	ppb	37.4171	0.6	8476.42

E05302013.vvq. All Data Report 5/31/2013, 10:17:39 AM

680-90622-a-30-b ms (Samp) 5/31/2013, 1:42:17 AM Rack 3, Tube 30**Weight: 1****Volume: 1****Dilution: 1**

Label	Replicates Concentration		
Ag 328.068	50.2835	50.7568	50.7739
Al 308.215	90183.9	90002.9	90124.6
As 188.980	360.077	361.837	356.890
B 249.678	315.729	312.986	313.684
Ba 389.178	2774.93	2765.54	2774.21
Be 313.042	57.6774	57.6130	57.8450
Ca 370.602	140621	140131	140385
Cd 226.502	108.656	108.307	110.045
Co 228.615	152.596	152.360	150.496
Cr 267.716	547.263	545.587	548.817
Cu 324.754	716.220	711.748	729.020
Fe 271.441	571083	569620	573299
K 766.491	15263.5	15265.9	15252.0
Mg 279.078	28415.1	28349.6	28450.4
Mn 257.610	13303.8	13279.8	13311.2
Mo 202.032	140.639	140.222	140.982
Na 330.237	6421.89	6149.73	6476.51
Ni 231.604	270.066	268.504	271.715
Pb 220.353	2929.59	2930.21	2935.85
Sb 206.834	42.6437	37.2881	43.3699
Se 196.026	114.776	105.639	95.3930
Sn 189.925	367.120	364.099	368.490
Sr 216.596	465.168	463.120	463.656
Ti 334.941	1445.80	1444.10	1448.53
Tl 190.794	63.0131	46.5599	61.0162
V 292.401	526.695	526.805	528.591
Zn 206.200	6316.56	6318.45	6349.30

Label	Sol'n Conc.	Units	SD	%RSD	Int. (c/s)
Ag 328.068	50.6047	ppb	0.2783	0.6	3699.08
Al 308.215	90103.8	ppb	92.3133	0.1	556809
As 188.980	359.601	ppb	2.5079	0.7	171.494
B 249.678	314.133	ppb	1.4256	0.5	3304.04
Ba 389.178	2771.56	ppb	5.2254	0.2	52529.8
Be 313.042	57.7118	ppb	0.1198	0.2	102360
Ca 370.602	140379	ppb	244.7	0.2	248549
Cd 226.502	109.003	ppb	0.9197	0.8	4993.32
Co 228.615	151.817	ppb	1.1504	0.8	1803.87
Cr 267.716	547.223	ppb	1.6152	0.3	25493.6
Cu 324.754	718.996	ppb	8.9646	1.2	40152.3
Fe 271.441	571334	ppb	1852.01	0.3	896932
K 766.491	15260.5	ppb	7.4268	0.0	514736
Mg 279.078	28405.1	ppb	51.1261	0.2	60350.3
Mn 257.610	13298.2	ppb	16.4194	0.1	2980848
Mo 202.032	140.614	ppb	0.3807	0.3	936.245
Na 330.237	6349.38	ppb	175.040	2.8	100.272
Ni 231.604	270.095	ppb	1.6059	0.6	717.379
Pb 220.353	2931.88	ppb	3.4470	0.1	4410.10
Sb 206.834	41.1006	ppb	3.3216	8.1	57.4185
Se 196.026	105.269	ppb	9.6966	9.2	50.9465
Sn 189.925	366.570	ppb	2.2467	0.6	291.248
Sr 216.596	463.981	ppb	1.0622	0.2	5382.95
Ti 334.941	1446.14	ppb	2.2338	0.2	376084
Tl 190.794	56.8631	ppb	8.9785	15.8	-2.6057
V 292.401	527.364	ppb	1.0642	0.2	12815.0
Zn 206.200	6328.11	ppb	18.3817	0.3	8158.29

680-90622-a-30-c msd (Samp) 5/31/2013, 1:46:54 AM Rack 3, Tube 31

Weight: 1 Volume: 1 Dilution: 1

Label	Replicates Concentration		
Ag 328.068	50.2077	48.8242	49.9830
Al 308.215	106577	107015	107716
As 188.980	413.278	418.892	421.681
B 249.678	256.817	257.265	257.520
Ba 389.178	6401.68	6435.87	6462.87
Be 313.042	59.3286	59.6597	59.8769
Ca 370.602	108095	108506	108911
Cd 226.502	59.1300	58.6152	59.2875
Co 228.615	167.401	171.133	170.049
Cr 267.716	635.486	637.418	639.693
Cu 324.754	884.212	878.379	886.014
Fe 271.441	685303	687253	687994
K 766.491	16549.1	16584.1	16715.0
Mg 279.078	29480.8	29541.5	29673.7
Mn 257.610	19496.4	19515.5	19522.0
Mo 202.032	131.870	131.299	131.456
Na 330.237	6239.32	6012.55u	6251.57
Ni 231.604	228.300	232.034	232.983
Pb 220.353	2689.27	2708.48	2707.29
Sb 206.834	29.6402	35.1781	41.3319
Se 196.026	98.7271	103.210	98.6299
Sn 189.925	323.891	319.108	324.456
Sr 216.596	500.336	500.884	503.268
Ti 334.941	1766.33	1772.36	1782.14
Tl 190.794	78.7475	74.4469	65.9167
V 292.401	740.131	742.395	746.268
Zn 206.200	7130.19	7137.16	7143.48

Label	Sol'n Conc.	Units	SD	%RSD	Int. (c/s)
Ag 328.068	49.6716	ppb	0.7425	1.5	3658.07
Al 308.215	107102	ppb	574.604	0.5	661799
As 188.980	417.951	ppb	4.2798	1.0	200.254
B 249.678	257.201	ppb	0.3557	0.1	2308.85
Ba 389.178	6433.47	ppb	30.6639	0.5	121141
Be 313.042	59.6217	ppb	0.2761	0.5	105735
Ca 370.602	108504	ppb	408.0	0.4	180395
Cd 226.502	59.0109	ppb	0.3516	0.6	3622.14
Co 228.615	169.527	ppb	1.9199	1.1	2019.64
Cr 267.716	637.532	ppb	2.1059	0.3	29720.9
Cu 324.754	882.868	ppb	3.9908	0.5	49254.6
Fe 271.441	686850	ppb	1389.79	0.2	1078274
K 766.491	16616.0	ppb	87.4400	0.5	560437
Mg 279.078	29565.3	ppb	98.6713	0.3	62735.2
Mn 257.610	19511.3	ppb	13.2737	0.1	4373011
Mo 202.032	131.542	ppb	0.2952	0.2	868.931
Na 330.237	6167.81	ppb	134.605	2.2	48.1337
Ni 231.604	231.106	ppb	2.4762	1.1	617.389
Pb 220.353	2701.68	ppb	10.7636	0.4	4076.85
Sb 206.834	35.3834	ppb	5.8485	16.5	55.2970
Se 196.026	100.189	ppb	2.6167	2.6	48.6162
Sn 189.925	322.485	ppb	2.9381	0.9	254.457
Sr 216.596	501.496	ppb	1.5588	0.3	5873.62
Ti 334.941	1773.61	ppb	7.9786	0.4	461234
Tl 190.794	73.0370	ppb	6.5305	8.9	0.3293
V 292.401	742.931	ppb	3.1033	0.4	18073.3
Zn 206.200	7136.94	ppb	6.6471	0.1	9200.73

E05302013.vvq. All Data Report 5/31/2013, 10:17:39 AM

680-90691-a-11-a (Samp) 5/31/2013, 1:51:31 AM Rack 3, Tube 32

Weight: 1

Volume: 1

Dilution: 1

Label	Replicates Concentration		
Ag 328.068	-0.3810u	-0.2597u	-0.5276u
Al 308.215	8545.16	8577.25	8518.62
As 188.980	-1.2353u	0.9719	3.7485
B 249.678	12.8907	12.8014	11.5270
Ba 389.178	19.3712	18.8776	19.3204
Be 313.042	0.1015	0.1042	0.0990
Ca 370.602	185.0	180.9	186.9
Cd 226.502	0.4143	0.5193	0.2908
Co 228.615	0.4504	0.3791	-0.1991
Cr 267.716	52.0388	51.8519	51.5381
Cu 324.754	0.5746	0.9739	0.5382
Fe 271.441	5718.42	5721.61	5685.83
K 766.491	50.8543	50.8311	50.4030
Mg 279.078	106.203	105.461	104.680
Mn 257.610	7.4346	7.5248	7.4004
Mo 202.032	0.6599	1.0019	1.1753
Na 330.237	-83.7298u	-70.5552u	-63.1137u
Ni 231.604	12.2149	10.9767	11.9650
Pb 220.353	3.8881	6.5109	3.7245
Sb 206.834	1.8418	-7.0767u	-3.7686u
Se 196.026	0.8048	-3.3836u	-0.4052u
Sn 189.925	10.7514	11.7872	13.9781
Sr 216.596	13.5592	13.8398	12.7037
Ti 334.941	118.288	118.720	117.724
Tl 190.794	-5.2241u	2.0324	6.3982
V 292.401	20.5483	20.5078	20.6450
Zn 206.200	4.0455	3.0841	3.9682

Label	Sol'n Conc.	Units	SD	%RSD	Int. (c/s)
Ag 328.068	-0.3894	ppb	0.1342	34.4	-42.0002
Al 308.215	8547.01	ppb	29.3587	0.3	52987.9
As 188.980	1.1617	ppb	2.4973	215.0	-6.1087
B 249.678	12.4064	ppb	0.7628	6.1	266.222
Ba 389.178	19.1897	ppb	0.2715	1.4	352.608
Be 313.042	0.1016	ppb	0.0026	2.5	-74.3190
Ca 370.602	184.3	ppb	3.045	1.7	117.6
Cd 226.502	0.4081	ppb	0.1144	28.0	43.5619
Co 228.615	0.2101	ppb	0.3561	169.5	11.7392
Cr 267.716	51.8096	ppb	0.2530	0.5	2404.22
Cu 324.754	0.6956	ppb	0.2418	34.8	224.670
Fe 271.441	5708.62	ppb	19.7996	0.3	8978.70
K 766.491	50.6961	ppb	0.2541	0.5	1965.05
Mg 279.078	105.448	ppb	0.7612	0.7	258.213
Mn 257.610	7.4533	ppb	0.0643	0.9	1716.17
Mo 202.032	0.9457	ppb	0.2623	27.7	16.6698
Na 330.237	-72.4662	ppb	10.4401	14.4	43.5432
Ni 231.604	11.7189	ppb	0.6548	5.6	27.6373
Pb 220.353	4.7078	ppb	1.5637	33.2	34.2292
Sb 206.834	-3.0011	ppb	4.5085	150.2	-1.7962
Se 196.026	-0.9946	ppb	2.1555	216.7	5.8818
Sn 189.925	12.1722	ppb	1.6474	13.5	-4.4112
Sr 216.596	13.3676	ppb	0.5918	4.4	160.004
Ti 334.941	118.244	ppb	0.4995	0.4	30683.2
Tl 190.794	1.0688	ppb	5.8707	549.3	-9.3830
V 292.401	20.5670	ppb	0.0705	0.3	482.127
Zn 206.200	3.6993	ppb	0.5341	14.4	9.6191

E05302013.vvq. All Data Report 5/31/2013, 10:17:39 AM

680-90691-a-12-a (Samp) **5/31/2013, 1:56:08 AM** **Rack 3, Tube 33**
Weight: 1 **Volume: 1** **Dilution: 1**

Label	Replicates Concentration		
Ag 328.068	-0.2975u	-0.5798u	-0.1074u
Al 308.215	8513.67	8503.86	8483.52
As 188.980	6.9722	3.9853	1.5821
B 249.678	8.0018	7.1646	7.0816
Ba 389.178	67.0114	67.2749	66.7625
Be 313.042	0.2876	0.2925	0.2906
Ca 370.602	219.7	212.1	217.3
Cd 226.502	11.9653	11.8340	11.7867
Co 228.615	1.1270	0.6111	0.9707
Cr 267.716	14.4613	14.6091	14.5931
Cu 324.754	0.7071	0.8524	0.4072
Fe 271.441	6203.99	6212.75	6191.66
K 766.491	77.8997	77.7992	77.0907
Mg 279.078	133.465	130.304	134.863
Mn 257.610	8.9058	8.9309	8.8738
Mo 202.032	0.2315	0.5297	-0.0739u
Na 330.237	68.1740	-98.2114u	-28.1796u
Ni 231.604	31.9375	31.4857	33.0299
Pb 220.353	9.8707	10.9197	10.3645
Sb 206.834	1.0956	-1.3515u	-6.8827u
Se 196.026	-7.0796u	-2.9745u	-7.4489u
Sn 189.925	11.5556	13.9836	11.5182
Sr 216.596	50.9662	51.6393	51.1711
Ti 334.941	144.479	144.784	144.796
Tl 190.794	6.1747	3.5489	3.2491
V 292.401	18.3206	18.5578	18.0735
Zn 206.200	5.2665	6.6636	5.1058

Label	Sol'n Conc.	Units	SD	%RSD	Int. (c/s)
Ag 328.068	-0.3283	ppb	0.2377	72.4	-39.1994
Al 308.215	8500.35	ppb	15.3790	0.2	52699.9
As 188.980	4.1799	ppb	2.7003	64.6	-4.5845
B 249.678	7.4160	ppb	0.5090	6.9	197.277
Ba 389.178	67.0163	ppb	0.2562	0.4	1247.56
Be 313.042	0.2902	ppb	0.0024	0.8	261.252
Ca 370.602	216.4	ppb	3.904	1.8	165.1
Cd 226.502	11.8620	ppb	0.0925	0.8	422.793
Co 228.615	0.9029	ppb	0.2646	29.3	20.2223
Cr 267.716	14.5545	ppb	0.0811	0.6	681.614
Cu 324.754	0.6556	ppb	0.2270	34.6	222.621
Fe 271.441	6202.80	ppb	10.5981	0.2	9754.47
K 766.491	77.5966	ppb	0.4410	0.6	2871.95
Mg 279.078	132.878	ppb	2.3356	1.8	316.672
Mn 257.610	8.9035	ppb	0.0286	0.3	2042.58
Mo 202.032	0.2291	ppb	0.3018	131.7	11.7918
Na 330.237	-19.4057	ppb	83.5390	430.5	45.7803
Ni 231.604	32.1510	ppb	0.7939	2.5	81.2847
Pb 220.353	10.3849	ppb	0.5248	5.1	42.6663
Sb 206.834	-2.3796	ppb	4.0873	171.8	-1.4859
Se 196.026	-5.8343	ppb	2.4836	42.6	3.6464
Sn 189.925	12.3525	ppb	1.4128	11.4	-4.2608
Sr 216.596	51.2589	ppb	0.3451	0.7	557.539
Ti 334.941	144.687	ppb	0.1796	0.1	37557.7
Tl 190.794	4.3243	ppb	1.6095	37.2	-7.8129
V 292.401	18.3173	ppb	0.2422	1.3	429.507
Zn 206.200	5.6786	ppb	0.8568	15.1	12.2908

E05302013.wvq. All Data Report 5/31/2013, 10:17:39 AM

680-90751-a-1-a (Samp) **5/31/2013, 2:00:44 AM** **Rack 3, Tube 34****Weight: 1****Volume: 1****Dilution: 1**

Label	Replicates Concentration		
Ag 328.068	-1.9888u	-1.9267u	-2.2577u
Al 308.215	78118.9	78805.3	79039.2
As 188.980	215.187	210.714	205.871
B 249.678	22.1880	22.4593	23.2630
Ba 389.178	404.978	407.434	410.744
Be 313.042	2.3805	2.4168	2.4137
Ca 370.602	12136	12180	12215
Cd 226.502	-0.3265	-0.6804	-0.5838
Co 228.615	24.1960	23.8650	23.4750
Cr 267.716	254.850	256.767	257.568
Cu 324.754	188.663	187.056	189.451
Fe 271.441	121789	122399	123041
K 766.491	2821.22	2833.24	2850.69
Mg 279.078	4719.75	4767.00	4773.56
Mn 257.610	1534.45	1544.15	1550.62
Mo 202.032	6.1097	5.9726	6.5271
Na 330.237	105.456u	251.748u	295.366u
Ni 231.604	46.1700	48.4838	47.9332
Pb 220.353	155.286	157.263	162.152
Sb 206.834	1.6967	8.3214	-3.8349
Se 196.026	-3.4014u	-10.2368u	-1.5908u
Sn 189.925	19.9212	19.4643	16.4207
Sr 216.596	81.4625	82.0368	82.8041
Ti 334.941	1082.38	1090.81	1094.99
Tl 190.794	2.0411u	-3.3775u	2.5178u
V 292.401	200.093	201.547	202.846
Zn 206.200	649.667	649.871	658.879

Label	Sol'n Conc.	Units	SD	%RSD	Int. (c/s)
Ag 328.068	-2.0578	ppb	0.1759	8.6	-158.555
Al 308.215	78654.4	ppb	478.358	0.6	486123
As 188.980	210.591	ppb	4.6590	2.2	99.5675
B 249.678	22.6368	ppb	0.5591	2.5	184.069
Ba 389.178	407.719	ppb	2.8933	0.7	7761.73
Be 313.042	2.4036	ppb	0.0201	0.8	4019.02
Ca 370.602	12177	ppb	39.25	0.3	18293
Cd 226.502	-0.5302	ppb	0.1829	34.5	294.290
Co 228.615	23.8453	ppb	0.3609	1.5	310.123
Cr 267.716	256.395	ppb	1.3965	0.5	11898.0
Cu 324.754	188.390	ppb	1.2202	0.6	10646.2
Fe 271.441	122410	ppb	625.821	0.5	192183
K 766.491	2835.05	ppb	14.8186	0.5	95834.7
Mg 279.078	4753.43	ppb	29.3566	0.6	10125.8
Mn 257.610	1543.08	ppb	8.1377	0.5	346073
Mo 202.032	6.2031	ppb	0.2888	4.7	46.5240
Na 330.237	217.523	ppb	99.4735	45.7	13.2221
Ni 231.604	47.5290	ppb	1.2087	2.5	124.041
Pb 220.353	158.234	ppb	3.5345	2.2	267.890
Sb 206.834	2.0611	ppb	6.0863	295.3	7.5397
Se 196.026	-5.0763	ppb	4.5599	89.8	2.9207
Sn 189.925	18.6021	ppb	1.9029	10.2	0.9538
Sr 216.596	82.1011	ppb	0.6731	0.8	982.286
Ti 334.941	1089.39	ppb	6.4263	0.6	283191
Tl 190.794	0.3938	ppb	3.2747	831.5	-13.6298
V 292.401	201.495	ppb	1.3775	0.7	4896.95
Zn 206.200	652.806	ppb	5.2695	0.8	845.993

E05302013.wvq. All Data Report 5/31/2013, 10:17:39 AM

680-90708-a-1-a (Samp) 5/31/2013, 2:05:21 AM Rack 3, Tube 35

Weight: 1

Volume: 1

Dilution: 1

Label	Replicates Concentration		
Ag 328.068	5.9608	5.9379	6.3151
Al 308.215	16970.3	16785.6	17197.1
As 188.980	12.1742	7.9852	10.5667
B 249.678	46.7339	45.2851	47.0058
Ba 389.178	629.426	619.415	634.669
Be 313.042	0.4368	0.4191	0.4516
Ca 370.602	12610	12431	12755
Cd 226.502	76.0828	75.5416	77.7392
Co 228.615	5.2855	5.7274	6.2839
Cr 267.716	164.983	163.439	166.631
Cu 324.754	186.140	182.174	186.129
Fe 271.441	20386.6	20169.8	20641.6
K 766.491	3921.99	3880.67	3951.03
Mg 279.078	2915.04	2886.30	2954.83
Mn 257.610	8941.96	8832.87	9046.93
Mo 202.032	37.1457	36.6616	38.0362
Na 330.237	2144.59	2301.18	2274.67
Ni 231.604	33.2073	31.3678	33.6229
Pb 220.353	19.9801	24.7642	23.8795
Sb 206.834	-0.1727	-0.2238	-1.6273u
Se 196.026	12.7549	4.3323	4.7003
Sn 189.925	27.4067	28.1074	29.0525
Sr 216.596	113.685	112.320	114.560
Ti 334.941	1691.62	1676.87	1717.83
Tl 190.794	21.3232	8.2806	16.9753
V 292.401	26.1534	25.7255	26.3433
Zn 206.200	339.208	333.664	345.981

Label	Sol'n Conc.	Units	SD	%RSD	Int. (c/s)
Ag 328.068	6.0713	ppb	0.2114	3.5	462.129
Al 308.215	16984.3	ppb	206.089	1.2	105119
As 188.980	10.2420	ppb	2.1133	20.6	-1.5687
B 249.678	46.3416	ppb	0.9250	2.0	700.803
Ba 389.178	627.837	ppb	7.7506	1.2	11756.8
Be 313.042	0.4358	ppb	0.0163	3.7	516.069
Ca 370.602	12599	ppb	162.0	1.3	24485
Cd 226.502	76.4545	ppb	1.1449	1.5	2588.97
Co 228.615	5.7656	ppb	0.5003	8.7	110.893
Cr 267.716	165.018	ppb	1.5965	1.0	7681.73
Cu 324.754	184.814	ppb	2.2863	1.2	10417.8
Fe 271.441	20399.3	ppb	236.165	1.2	32041.8
K 766.491	3917.89	ppb	35.3551	0.9	132341
Mg 279.078	2918.72	ppb	34.4139	1.2	6101.27
Mn 257.610	8940.58	ppb	107.034	1.2	2002978
Mo 202.032	37.2812	ppb	0.6972	1.9	262.337
Na 330.237	2240.15	ppb	83.8122	3.7	138.270
Ni 231.604	32.7326	ppb	1.2001	3.7	83.0931
Pb 220.353	22.8746	ppb	2.5455	11.1	62.8694
Sb 206.834	-0.6746	ppb	0.8255	122.4	1.3661
Se 196.026	7.2625	ppb	4.7601	65.5	11.5616
Sn 189.925	28.1889	ppb	0.8259	2.9	8.9545
Sr 216.596	113.522	ppb	1.1290	1.0	1223.63
Ti 334.941	1695.44	ppb	20.7433	1.2	440726
Tl 190.794	15.5263	ppb	6.6409	42.8	-4.8219
V 292.401	26.0741	ppb	0.3164	1.2	627.621
Zn 206.200	339.618	ppb	6.1685	1.8	442.018

E05302013.vvq. All Data Report 5/31/2013, 10:17:39 AM

680-90692-d-1-a (Samp) 5/31/2013, 2:09:58 AM Rack 3, Tube 36

Weight: 1

Volume: 1

Dilution: 1

Label	Replicates Concentration		
Ag 328.068	-0.1068u	-0.2260u	-0.0951u
Al 308.215	56.9150	57.7753	58.3115
As 188.980	5.7330	-1.0420u	-4.7031u
B 249.678	5.8199	5.3339	5.2972
Ba 389.178	1.2390	1.7206	2.1906
Be 313.042	0.0190	0.0109	0.0152
Ca 370.602	196.0u	203.1u	195.3u
Cd 226.502	0.1816	0.0955	-0.1442
Co 228.615	0.3668	0.6517	-0.1213u
Cr 267.716	1.9394	1.7613	2.2054
Cu 324.754	21.3217	21.2914	21.2594
Fe 271.441	17533.4	17554.9	17629.6
K 766.491	187.360	186.818	188.124
Mg 279.078	31.7421	31.8183	31.6021
Mn 257.610	63.1858	63.1587	63.4818
Mo 202.032	0.2858	-0.0128u	0.1646
Na 330.237	127790x	127178x	128181x
Ni 231.604	2.1020	1.8499	2.2371
Pb 220.353	0.8026	3.1502	-2.0641u
Sb 206.834	-2.1442u	-0.2974	-4.2421u
Se 196.026	-0.7753u	0.6229	-3.4622u
Sn 189.925	14.4699	13.2209	13.8325
Sr 216.596	0.0760	0.8852	0.4182
Ti 334.941	3.4832	3.3923	3.3555
Tl 190.794	-10.1444u	-9.3331u	-8.3726u
V 292.401	0.3985	0.4764	0.6075
Zn 206.200	53.8058	54.4103	56.9890

Label	Sol'n Conc.	Units	SD	%RSD	Int. (c/s)
Ag 328.068	-0.1426b	ppb	0.0724	50.8	-23.5086
Al 308.215	57.6673b	ppb	0.7045	1.2	538.932
As 188.980	-0.0041b	ppb	5.2949	130735.3	-6.8615
B 249.678	5.4837b	ppb	0.2918	5.3	149.350
Ba 389.178	1.7167b	ppb	0.4758	27.7	39.2752
Be 313.042	0.0150b	ppb	0.0041	27.1	-242.145
Ca 370.602	198.1b	ppb	4.343	2.2	-478.1
Cd 226.502	0.0443b	ppb	0.1688	381.2	59.5732
Co 228.615	0.2991b	ppb	0.3909	130.7	10.4560
Cr 267.716	1.9687b	ppb	0.2235	11.4	104.541
Cu 324.754	21.2908b	ppb	0.0311	0.1	1368.29
Fe 271.441	17572.7b	ppb	50.5051	0.3	27602.8
K 766.491	187.434b	ppb	0.6562	0.4	6574.93
Mg 279.078	31.7208b	ppb	0.1097	0.3	105.098
Mn 257.610	63.2754b	ppb	0.1793	0.3	14251.7
Mo 202.032	0.1458b	ppb	0.1502	103.0	10.7253
Na 330.237	127717xb	ppb	505.537	0.4	6035.85
Ni 231.604	2.0630b	ppb	0.1966	9.5	2.5320
Pb 220.353	0.6296b	ppb	2.6114	414.8	29.1337
Sb 206.834	-2.2279b	ppb	1.9737	88.6	-1.1904
Se 196.026	-1.2049b	ppb	2.0762	172.3	5.6520
Sn 189.925	13.8411b	ppb	0.6245	4.5	-2.9748
Sr 216.596	0.4598b	ppb	0.4062	88.3	35.0357
Ti 334.941	3.4103b	ppb	0.0657	1.9	820.944
Tl 190.794	-9.2834b	ppb	0.8869	9.6	-14.8125
V 292.401	0.4942b	ppb	0.1056	21.4	-7.3096
Zn 206.200	55.0684b	ppb	1.6996	3.1	76.0408

E05302013.vvq. All Data Report 5/31/2013, 10:17:39 AM

680-90713-a-1-a (Samp) 5/31/2013, 2:23:48 AM Rack 3, Tube 39

Weight: 1

Volume: 1

Dilution: 1

Label	Replicates Concentration		
Ag 328.068	5.2818	5.2732	5.5301
Al 308.215	206070	205814	205615
As 188.980	19.4287	4.0602	8.7100
B 249.678	105.426	105.361	105.727
Ba 389.178	10870.8x	10865.4x	10832.4x
Be 313.042	0.9253	0.9297	0.9285
Ca 370.602	476417	475540	476868
Cd 226.502	53.2423	52.9725	52.9478
Co 228.615	6.3561	6.5209	5.8160
Cr 267.716	84.2387	84.1519	84.1336
Cu 324.754	45.6979	45.1349	44.9150
Fe 271.441	22573.8	22554.9	22497.8
K 766.491	4741.37	4734.12	4726.35
Mg 279.078	67765.0	67725.8	67506.6
Mn 257.610	332.859	332.264	331.499
Mo 202.032	7.2944	6.8629	7.6888
Na 330.237	-3437.32u	-3231.40u	-2938.17u
Ni 231.604	42.8609	44.5261	42.4951
Pb 220.353	101.804	101.094	94.0597
Sb 206.834	9.4287	13.6407	8.3081
Se 196.026	-6.5470u	-10.1578u	-1.1489u
Sn 189.925	138.545	136.861	142.000
Sr 216.596	397.555	396.545	396.862
Ti 334.941	7361.38	7351.99	7352.91
Tl 190.794	5.0965	6.9717	4.7994
V 292.401	131.543	130.869	131.105
Zn 206.200	64825.4x	64826.5x	64527.7x

Label	Sol'n Conc.	Units	SD	%RSD	Int. (c/s)
Ag 328.068	5.3617b	ppb	0.1459	2.7	359.875
Al 308.215	205833b	ppb	227.864	0.1	1271923
As 188.980	10.7330b	ppb	7.8815	73.4	0.1736
B 249.678	105.505b	ppb	0.1955	0.2	1502.97
Ba 389.178	10856.2xb	ppb	20.7746	0.2	203162
Be 313.042	0.9278b	ppb	0.0023	0.2	1564.05
Ca 370.602	476275b	ppb	675.1	0.1	937820
Cd 226.502	53.0542b	ppb	0.1634	0.3	1822.59
Co 228.615	6.2310b	ppb	0.3687	5.9	243.584
Cr 267.716	84.1747b	ppb	0.0562	0.1	3918.41
Cu 324.754	45.2493b	ppb	0.4038	0.9	2694.27
Fe 271.441	22542.2b	ppb	39.5794	0.2	35407.5
K 766.491	4733.95b	ppb	7.5144	0.2	159853
Mg 279.078	67665.8b	ppb	139.279	0.2	143981
Mn 257.610	332.207b	ppb	0.6819	0.2	75050.9
Mo 202.032	7.2820b	ppb	0.4131	5.7	58.6396
Na 330.237	-3202.30b	ppb	250.841	7.8	-1005.81
Ni 231.604	43.2940b	ppb	1.0826	2.5	110.970
Pb 220.353	98.9859b	ppb	4.2809	4.3	168.474
Sb 206.834	10.4592b	ppb	2.8117	26.9	12.0655
Se 196.026	-5.9512b	ppb	4.5339	76.2	3.4655
Sn 189.925	139.135b	ppb	2.6200	1.9	101.694
Sr 216.596	396.987b	ppb	0.5166	0.1	4245.68
Ti 334.941	7355.43b	ppb	5.1759	0.1	1912454
Tl 190.794	5.6226b	ppb	1.1778	20.9	-7.7111
V 292.401	131.172b	ppb	0.3423	0.3	3277.59
Zn 206.200	64726.5xb	ppb	172.171	0.3	82266.3

E05302013.vvq. All Data Report 5/31/2013, 10:17:39 AM

680-90713-a-2-a (Samp) 5/31/2013, 2:28:25 AM Rack 3, Tube 40

Weight: 1

Volume: 1

Dilution: 1

Label	Replicates Concentration		
Ag 328.068	1.8991	1.8768	1.8060
Al 308.215	214928	214683	214663
As 188.980	7.1622	0.8442	12.3274
B 249.678	143.321	143.463	142.584
Ba 389.178	21684.5x	21675.6x	21667.6x
Be 313.042	1.0743	1.0796	1.0810
Ca 370.602	814276x	813541x	820057x
Cd 226.502	52.6909	52.2348	52.2742
Co 228.615	643.752	639.649	644.943
Cr 267.716	223.343	223.243	222.286
Cu 324.754	141.286	141.334	141.267
Fe 271.441	149067	149259	148731
K 766.491	9336.05	9313.59	9346.09
Mg 279.078	57024.1	57146.8	57060.7
Mn 257.610	840.536	841.655	840.597
Mo 202.032	6.9248	5.7807	6.3248
Na 330.237	359.239u	314.611u	280.842u
Ni 231.604	49.1507	47.4676	47.8972
Pb 220.353	1285.43	1283.29	1282.50
Sb 206.834	2.8707	11.1875	10.0473
Se 196.026	-1.4271u	4.2809	-8.4399u
Sn 189.925	152.427	149.652	145.039
Sr 216.596	876.557	879.264	877.807
Ti 334.941	8373.67	8316.31	8263.91
Tl 190.794	-1.1054u	2.2158u	3.4706u
V 292.401	129.211	130.062	129.757
Zn 206.200	42291.9x	42461.8x	42374.8x

Label	Sol'n Conc.	Units	SD	%RSD	Int. (c/s)
Ag 328.068	1.8606b	ppb	0.0486	2.6	85.7864
Al 308.215	214758b	ppb	147.371	0.1	1327040
As 188.980	6.7779b	ppb	5.7513	84.9	-2.7689
B 249.678	143.123b	ppb	0.4719	0.3	1775.40
Ba 389.178	21675.9xb	ppb	8.4497	0.0	405609
Be 313.042	1.0783b	ppb	0.0035	0.3	1937.14
Ca 370.602	815958xb	ppb	3569	0.4	1599814
Cd 226.502	52.4000b	ppb	0.2527	0.5	2106.23
Co 228.615	642.781b	ppb	2.7771	0.4	7598.63
Cr 267.716	222.957b	ppb	0.5839	0.3	10369.0
Cu 324.754	141.296b	ppb	0.0345	0.0	8049.96
Fe 271.441	149019b	ppb	267.498	0.2	234029
K 766.491	9331.91b	ppb	16.6401	0.2	314865
Mg 279.078	57077.2b	ppb	62.9712	0.1	121458
Mn 257.610	840.929b	ppb	0.6289	0.1	189271
Mo 202.032	6.3434b	ppb	0.5723	9.0	46.3433
Na 330.237	318.232b	ppb	39.3239	12.4	-576.736
Ni 231.604	48.1718b	ppb	0.8745	1.8	125.045
Pb 220.353	1283.74b	ppb	1.5128	0.1	1932.26
Sb 206.834	8.0352b	ppb	4.5087	56.1	13.7447
Se 196.026	-1.8620b	ppb	6.3716	342.2	3.9106
Sn 189.925	149.039b	ppb	3.7317	2.5	110.099
Sr 216.596	877.876b	ppb	1.3550	0.2	9433.14
Ti 334.941	8317.96b	ppb	54.9010	0.7	2162657
Tl 190.794	1.5270b	ppb	2.3645	154.8	-12.8684
V 292.401	129.677b	ppb	0.4309	0.3	3248.14
Zn 206.200	42376.2xb	ppb	84.9577	0.2	54581.9

E05302013.vvq. All Data Report 5/31/2013, 10:17:39 AM

680-90713-a-3-a (Samp) 5/31/2013, 2:33:02 AM Rack 3, Tube 41

Weight: 1

Volume: 1

Dilution: 1

Label	Replicates Concentration		
Ag 328.068	3.2045	2.8102	3.2784
Al 308.215	58908.0	58910.6	58945.2
As 188.980	16.8305	10.1996	19.6941
B 249.678	83.4654	84.3816	84.4075
Ba 389.178	3447.79	3446.22	3442.56
Be 313.042	0.2070	0.1903	0.2081
Ca 370.602	934511x	933127x	928469x
Cd 226.502	59.1371	58.5711	58.4087
Co 228.615	246.280	245.042	245.944
Cr 267.716	80.4496	80.0339	80.1080
Cu 324.754	214.333	214.915	215.124
Fe 271.441	22373.8	22329.0	22321.4
K 766.491	15776.0	15797.0	15763.3
Mg 279.078	63291.7	63134.4	63152.8
Mn 257.610	256.936	256.394	256.396
Mo 202.032	6.8336	6.9882	7.5857
Na 330.237	-7194.35u	-7761.46u	-7211.45u
Ni 231.604	20.8699	20.4541	21.3576
Pb 220.353	312.430	304.874	311.299
Sb 206.834	3.6186	17.4829	20.3457
Se 196.026	-0.5449u	-6.5438u	-4.7281u
Sn 189.925	176.485	174.886	170.510
Sr 216.596	907.168	907.087	905.807
Ti 334.941	9376.61	9404.90	9362.31
Tl 190.794	-5.1158u	1.5868	9.7471
V 292.401	79.0773	78.9208	78.8622
Zn 206.200	149081x	148425x	148469x

Label	Sol'n Conc.	Units	SD	%RSD	Int. (c/s)
Ag 328.068	3.0977b	ppb	0.2517	8.1	171.195
Al 308.215	58921.3b	ppb	20.7803	0.0	364209
As 188.980	15.5747b	ppb	4.8702	31.3	1.4564
B 249.678	84.0848b	ppb	0.5366	0.6	1211.44
Ba 389.178	3445.52b	ppb	2.6833	0.1	64575.7
Be 313.042	0.2018b	ppb	0.0100	4.9	420.549
Ca 370.602	932036xb	ppb	3166	0.3	1834643
Cd 226.502	58.7056b	ppb	0.3824	0.7	2008.67
Co 228.615	245.755b	ppb	0.6405	0.3	3046.53
Cr 267.716	80.1971b	ppb	0.2217	0.3	3735.40
Cu 324.754	214.791b	ppb	0.4099	0.2	12075.5
Fe 271.441	22341.4b	ppb	28.3350	0.1	35120.9
K 766.491	15778.8b	ppb	17.0063	0.1	532209
Mg 279.078	63193.0b	ppb	85.9933	0.1	134506
Mn 257.610	256.576b	ppb	0.3124	0.1	58078.3
Mo 202.032	7.1358b	ppb	0.3972	5.6	57.7467
Na 330.237	-7389.09b	ppb	322.596	4.4	-2341.15
Ni 231.604	20.8939b	ppb	0.4522	2.2	51.6770
Pb 220.353	309.534b	ppb	4.0751	1.3	481.918
Sb 206.834	13.8157b	ppb	8.9462	64.8	15.3341
Se 196.026	-3.9390b	ppb	3.0763	78.1	4.3781
Sn 189.925	173.960b	ppb	3.0927	1.8	130.934
Sr 216.596	906.687b	ppb	0.7632	0.1	9637.62
Ti 334.941	9381.27b	ppb	21.6742	0.2	2439096
Tl 190.794	2.0727b	ppb	7.4433	359.1	-9.0825
V 292.401	78.9534b	ppb	0.1112	0.1	2033.66
Zn 206.200	148658xb	ppb	366.757	0.2	1481462

E05302013.vvq. All Data Report 5/31/2013, 10:17:39 AM

680-90713-a-4-a (Samp) 5/31/2013, 2:37:39 AM Rack 3, Tube 42

Weight: 1

Volume: 1

Dilution: 1

Label	Replicates Concentration		
Ag 328.068	-0.6461u	-0.5592u	-0.8005u
Al 308.215	72247.7	72756.8	73261.3
As 188.980	12.4157	7.0619	10.9101
B 249.678	55.3352	55.9155	56.7445
Ba 389.178	9840.63	9926.01	9991.26
Be 313.042	1.2364	1.2378	1.2456
Ca 370.602	905239x	913778x	928670x
Cd 226.502	18.6113	18.6886	18.8480
Co 228.615	176.446	176.288	178.479
Cr 267.716	187.271	188.291	189.485
Cu 324.754	1280.99	1296.97	1307.18
Fe 271.441	42918.9	43176.6	43506.8
K 766.491	11033.8	11106.5	11149.6
Mg 279.078	45483.6	45815.0	46154.0
Mn 257.610	713.561	720.039	723.754
Mo 202.032	3.4162	3.5152	3.8537
Na 330.237	-999.668u	-991.820u	-1276.57u
Ni 231.604	27.1315	26.3738	27.1333
Pb 220.353	1612.14	1625.46	1636.67
Sb 206.834	10.6474	2.8852	7.2200
Se 196.026	-7.1420u	-1.0890u	-8.0297u
Sn 189.925	98.7065	93.5311	90.7613
Sr 216.596	1205.13	1213.26	1222.27
Ti 334.941	9363.93	9373.63	9459.31
Tl 190.794	-6.9030u	4.8601	2.8173
V 292.401	81.3607	80.4808	81.4741
Zn 206.200	97664.3x	98614.8x	99127.7x

Label	Sol'n Conc.	Units	SD	%RSD	Int. (c/s)
Ag 328.068	-0.6686b	ppb	0.1222	18.3	-113.197
Al 308.215	72755.3b	ppb	506.795	0.7	449686
As 188.980	10.1293b	ppb	2.7610	27.3	-1.3571
B 249.678	55.9984b	ppb	0.7083	1.3	789.086
Ba 389.178	9919.30b	ppb	75.5393	0.8	185620
Be 313.042	1.2399b	ppb	0.0050	0.4	2256.84
Ca 370.602	915896xb	ppb	11858	1.3	1801894
Cd 226.502	18.7160b	ppb	0.1207	0.6	738.915
Co 228.615	177.071b	ppb	1.2220	0.7	2257.36
Cr 267.716	188.349b	ppb	1.1081	0.6	8744.47
Cu 324.754	1295.05b	ppb	13.2024	1.0	71852.7
Fe 271.441	43200.8b	ppb	294.680	0.7	67858.4
K 766.491	11096.7b	ppb	58.5236	0.5	374361
Mg 279.078	45817.5b	ppb	335.222	0.7	97519.9
Mn 257.610	719.118b	ppb	5.1587	0.7	161615
Mo 202.032	3.5950b	ppb	0.2295	6.4	32.7575
Na 330.237	-1089.35b	ppb	162.185	14.9	-1374.87
Ni 231.604	26.8795b	ppb	0.4380	1.6	67.9243
Pb 220.353	1624.75b	ppb	12.2798	0.8	2433.06
Sb 206.834	6.9175b	ppb	3.8899	56.2	9.9877
Se 196.026	-5.4203b	ppb	3.7771	69.7	3.5451
Sn 189.925	94.3329b	ppb	4.0328	4.3	64.5091
Sr 216.596	1213.55b	ppb	8.5717	0.7	12872.5
Ti 334.941	9398.96b	ppb	52.4917	0.6	2443622
Tl 190.794	0.2581b	ppb	6.2853	2434.9	-10.8193
V 292.401	81.1052b	ppb	0.5437	0.7	2081.48
Zn 206.200	98468.9xb	ppb	742.513	0.8	226823

E05302013.vvq. All Data Report 5/31/2013, 10:17:39 AM

680-90713-a-5-a (Samp) **5/31/2013, 2:42:16 AM** **Rack 3, Tube 43****Weight: 1****Volume: 1****Dilution: 1**

Label	Replicates Concentration		
Ag 328.068	8.1587	7.8788	7.8683
Al 308.215	41118.9	40861.0	40866.3
As 188.980	27.9965	42.7096	30.1429
B 249.678	107.586	107.287	107.983
Ba 389.178	322.851	322.026	321.496
Be 313.042	0.1671	0.1661	0.1619
Ca 370.602	1525400x	1508767x	1504857x
Cd 226.502	93.7386	93.8071	93.7981
Co 228.615	1023.40	1006.82	1016.84
Cr 267.716	962.417	953.639	956.645
Cu 324.754	381.622	378.500	376.654
Fe 271.441	49331.0	48885.0	49037.9
K 766.491	7358.63	7317.30	7278.20
Mg 279.078	72020.0	71536.5	71865.3
Mn 257.610	648.008	642.857	644.272
Mo 202.032	175.005	174.221	174.494
Na 330.237	-10783.6u	-9278.82u	-9181.04u
Ni 231.604	60.1864	60.7713	58.9595
Pb 220.353	167649x	166169x	166652x
Sb 206.834	70.8528	64.6946	69.8701
Se 196.026	-11.2007u	-2.6428u	3.1632
Sn 189.925	276.699	273.959	275.452
Sr 216.596	1182.69	1169.09	1177.52
Ti 334.941	15597.4	15351.5	15006.0
Tl 190.794	5.3595	24.6126	10.1960
V 292.401	56.3486	55.5958	55.7720
Zn 206.200	132797x	131707x	132611x

Label	Sol'n Conc.	Units	SD	%RSD	Int. (c/s)
Ag 328.068	7.9686b	ppb	0.1647	2.1	512.905
Al 308.215	40948.7b	ppb	147.403	0.4	253143
As 188.980	33.6163b	ppb	7.9478	23.6	10.1984
B 249.678	107.619b	ppb	0.3490	0.3	1481.24
Ba 389.178	322.124b	ppb	0.6825	0.2	6218.78
Be 313.042	0.1650b	ppb	0.0027	1.7	482.095
Ca 370.602	1513008xb	ppb	10908	0.7	2977647
Cd 226.502	93.7813b	ppb	0.0372	0.0	3233.51
Co 228.615	1015.69b	ppb	8.3513	0.8	12042.8
Cr 267.716	957.567b	ppb	4.4612	0.5	44323.8
Cu 324.754	378.925b	ppb	2.5112	0.7	21171.2
Fe 271.441	49084.6b	ppb	226.612	0.5	77197.0
K 766.491	7318.04b	ppb	40.2183	0.5	246971
Mg 279.078	71807.3b	ppb	246.899	0.3	152843
Mn 257.610	645.045b	ppb	2.6611	0.4	145249
Mo 202.032	174.574b	ppb	0.3977	0.2	1191.81
Na 330.237	-9747.83b	ppb	898.362	9.2	-2259.59
Ni 231.604	59.9724b	ppb	0.9247	1.5	153.163
Pb 220.353	166823xb	ppb	754.738	0.5	247354
Sb 206.834	68.4725b	ppb	3.3084	4.8	75.2737
Se 196.026	-3.5601b	ppb	7.2257	203.0	4.3131
Sn 189.925	275.370b	ppb	1.3720	0.5	215.770
Sr 216.596	1176.43b	ppb	6.8677	0.6	12545.7
Ti 334.941	15318.3b	ppb	297.088	1.9	3982612
Tl 190.794	13.3894b	ppb	10.0159	74.8	-3.4267
V 292.401	55.9055b	ppb	0.3938	0.7	1488.41
Zn 206.200	132371xb	ppb	583.147	0.4	170484

E05302013.vvq. All Data Report 5/31/2013, 10:17:39 AM

680-90713-a-6-a (Samp) **5/31/2013, 2:46:53 AM** **Rack 3, Tube 44****Weight: 1****Volume: 1****Dilution: 1**

Label	Replicates Concentration		
Ag 328.068	3.0976	3.4024	3.4226
Al 308.215	42069.1	41972.6	41984.1
As 188.980	1.8107	16.2071	10.4035
B 249.678	132.439	134.311	132.765
Ba 389.178	1622.69	1615.07	1619.94
Be 313.042	0.1437	0.1399	0.1414
Ca 370.602	917215x	918512x	919428x
Cd 226.502	54.3645	54.0793	53.8213
Co 228.615	1090.14	1094.67	1090.78
Cr 267.716	3132.99	3122.68	3144.38
Cu 324.754	333.236	334.388	333.696
Fe 271.441	29602.8	29564.8	29534.3
K 766.491	8086.29	8099.33	8139.74
Mg 279.078	50832.7	50709.8	50694.5
Mn 257.610	401.843	400.509	400.911
Mo 202.032	153.975	156.371	155.785
Na 330.237	5921.92	5968.43	5974.30
Ni 231.604	52.2779	52.4824	51.3046
Pb 220.353	17871.9	17810.5	17799.0
Sb 206.834	154.165	160.951	165.187
Se 196.026	3.2519	5.7852	-3.2272u
Sn 189.925	85.5448	92.5445	90.4972
Sr 216.596	755.399	754.658	751.433
Ti 334.941	12042.7	12089.0	12164.5
Tl 190.794	-3.5639u	2.0499	17.2293
V 292.401	29.8442	30.1489	31.1204
Zn 206.200	9139.51	9097.13	9070.33

Label	Sol'n Conc.	Units	SD	%RSD	Int. (c/s)
Ag 328.068	3.3075b	ppb	0.1821	5.5	193.457
Al 308.215	42008.6b	ppb	52.6978	0.1	259692
As 188.980	9.4738b	ppb	7.2431	76.5	-1.8585
B 249.678	133.172b	ppb	1.0001	0.8	1866.51
Ba 389.178	1619.23b	ppb	3.8612	0.2	30407.4
Be 313.042	0.1417b	ppb	0.0019	1.3	274.720
Ca 370.602	918385xb	ppb	1112	0.1	1808351
Cd 226.502	54.0883b	ppb	0.2717	0.5	1873.89
Co 228.615	1091.86b	ppb	2.4507	0.2	12854.6
Cr 267.716	3133.35b	ppb	10.8585	0.3	144924
Cu 324.754	333.773b	ppb	0.5798	0.2	18666.3
Fe 271.441	29567.3b	ppb	34.3067	0.1	46570.4
K 766.491	8108.45b	ppb	27.8716	0.3	273618
Mg 279.078	50745.6b	ppb	75.7515	0.1	108020
Mn 257.610	401.088b	ppb	0.6841	0.2	90372.5
Mo 202.032	155.377b	ppb	1.2487	0.8	1062.62
Na 330.237	5954.89b	ppb	28.7003	0.5	157.268
Ni 231.604	52.0216b	ppb	0.6293	1.2	131.622
Pb 220.353	17827.2b	ppb	39.2098	0.2	26452.6
Sb 206.834	160.101b	ppb	5.5598	3.5	184.073
Se 196.026	1.9366b	ppb	4.6479	240.0	7.0288
Sn 189.925	89.5289b	ppb	3.5989	4.0	60.5084
Sr 216.596	753.830b	ppb	2.1087	0.3	8037.09
Ti 334.941	12098.8b	ppb	61.4568	0.5	3145516
Tl 190.794	5.2385b	ppb	10.7571	205.3	-6.6327
V 292.401	30.3712b	ppb	0.6665	2.2	720.103
Zn 206.200	9102.32b	ppb	34.8804	0.4	11718.2

E05302013.vvq. All Data Report 5/31/2013, 10:17:39 AM

mb 680-278504/17-a (Samp) 5/31/2013, 2:51:31 AM Rack 3, Tube 45

Weight: 1

Volume: 1

Dilution: 1

Label	Replicates Concentration		
Ag 328.068	-0.2660u	-0.1608u	-0.0227u
Al 308.215	54.3312	54.7977	54.6333
As 188.980	-2.6388u	1.8539	-3.4972u
B 249.678	4.9043	4.6314	4.6138
Ba 389.178	3.9720	2.6936	3.8769
Be 313.042	0.0076	0.0015	0.0028
Ca 370.602	319.8	310.4	314.2
Cd 226.502	0.1055	0.0741	0.2555
Co 228.615	0.0917	0.0485	-0.4519u
Cr 267.716	1.8101	1.5205	1.7910
Cu 324.754	0.3132	0.3407	0.4619
Fe 271.441	52.6721	42.1092	44.9667
K 766.491	18.5169	18.0910	18.4197
Mg 279.078	23.7264	24.3964	25.0700
Mn 257.610	0.6351	0.6646	0.6324
Mo 202.032	0.4553	0.9104	0.2108
Na 330.237	149.383	77.3787	143.499
Ni 231.604	1.5549	1.1880	1.3650
Pb 220.353	4.5583	0.4342	-1.6633u
Sb 206.834	-7.1937u	-1.8436u	-4.1163u
Se 196.026	-4.2726u	-3.9349u	5.7041
Sn 189.925	17.2339	20.6372	20.8284
Sr 216.596	0.2921	0.1759	0.7408
Ti 334.941	9.0180	7.7963	7.2767
Tl 190.794	2.6230	0.9353	2.5517
V 292.401	0.0686	0.2102	0.3136
Zn 206.200	22.3502	21.4293	22.1243

Label	Sol'n Conc.	Units	SD	%RSD	Int. (c/s)
Ag 328.068	-0.1499	ppb	0.1220	81.4	-24.2191
Al 308.215	54.5874	ppb	0.2366	0.4	520.001
As 188.980	-1.4274	ppb	2.8739	201.3	-7.4421
B 249.678	4.7165	ppb	0.1629	3.5	172.174
Ba 389.178	3.5142	ppb	0.7122	20.3	52.7913
Be 313.042	0.0040	ppb	0.0032	80.5	-247.776
Ca 370.602	314.8	ppb	4.736	1.5	616.4
Cd 226.502	0.1450	ppb	0.0970	66.9	21.2161
Co 228.615	-0.1039	ppb	0.3021	290.8	5.3034
Cr 267.716	1.7072	ppb	0.1620	9.5	86.0655
Cu 324.754	0.3719	ppb	0.0791	21.3	205.120
Fe 271.441	46.5827	ppb	5.4638	11.7	90.0322
K 766.491	18.3426	ppb	0.2232	1.2	874.303
Mg 279.078	24.3976	ppb	0.6718	2.8	87.3219
Mn 257.610	0.6440	ppb	0.0179	2.8	175.107
Mo 202.032	0.5255	ppb	0.3550	67.6	14.1222
Na 330.237	123.420	ppb	39.9814	32.4	54.3983
Ni 231.604	1.3693	ppb	0.1835	13.4	0.3481
Pb 220.353	1.1097	ppb	3.1654	285.2	28.7267
Sb 206.834	-4.3845	ppb	2.6851	61.2	-3.7136
Se 196.026	-0.8345	ppb	5.6651	678.9	6.0236
Sn 189.925	19.5665	ppb	2.0223	10.3	1.7569
Sr 216.596	0.4030	ppb	0.2983	74.0	19.3278
Ti 334.941	8.0303	ppb	0.8939	11.1	2029.18
Tl 190.794	2.0367	ppb	0.9545	46.9	-8.7388
V 292.401	0.1975	ppb	0.1230	62.3	-13.6561
Zn 206.200	21.9680	ppb	0.4799	2.2	22.2559

E05302013.vvq. All Data Report 5/31/2013, 10:17:39 AM

680-90717-a-1-a (Samp) 5/31/2013, 2:56:08 AM Rack 3, Tube 46

Weight: 1

Volume: 1

Dilution: 1

Label	Replicates Concentration		
Ag 328.068	-0.3095u	-0.4531u	-0.8344u
Al 308.215	46.6512	44.5725	43.8005
As 188.980	-2.5085u	1.7533	-4.3555u
B 249.678	88.3831	88.5868	87.7218
Ba 389.178	1.9224	2.7204	2.0886
Be 313.042	0.0088	0.0133	0.0028u
Ca 370.602	1559	1579	1556
Cd 226.502	0.1287	-0.0018	0.1167
Co 228.615	1.2615	0.5097	1.2022
Cr 267.716	10.1763	10.2420	10.1048
Cu 324.754	4.0025	4.1141	4.4892
Fe 271.441	34.6473	40.3759	40.7581
K 766.491	111531x	112798x	111631x
Mg 279.078	2651.79	2676.50	2663.25
Mn 257.610	5.1831	5.2132	5.1481
Mo 202.032	0.8279	0.9164	1.0726
Na 330.237	850.227	639.074	649.073
Ni 231.604	43.7764	43.3470	43.3260
Pb 220.353	-1.1037u	2.8474	3.4609
Sb 206.834	-2.5325u	2.1154	-3.9791u
Se 196.026	9.9117	1.3481	4.7384
Sn 189.925	46.6959	49.0954	51.8701
Sr 216.596	0.5210	0.7759	0.8698
Ti 334.941	5.5162	4.8136	4.4855
Tl 190.794	-45.4975u	-49.9306u	-48.3799u
V 292.401	0.6004	1.1068	0.9694
Zn 206.200	127.648	127.358	125.652

Label	Sol'n Conc.	Units	SD	%RSD	Int. (c/s)
Ag 328.068	-0.5323b	ppb	0.2712	51.0	-52.0061
Al 308.215	45.0081b	ppb	1.4744	3.3	460.674
As 188.980	-1.7035b	ppb	3.1329	183.9	-7.5820
B 249.678	88.2306b	ppb	0.4522	0.5	1310.57
Ba 389.178	2.2438b	ppb	0.4210	18.8	34.5726
Be 313.042	0.0083b	ppb	0.0053	63.9	-245.155
Ca 370.602	1565b	ppb	12.21	0.8	3074
Cd 226.502	0.0812b	ppb	0.0722	88.9	19.1052
Co 228.615	0.9911b	ppb	0.4180	42.2	17.9164
Cr 267.716	10.1744b	ppb	0.0686	0.7	477.604
Cu 324.754	4.2019b	ppb	0.2550	6.1	417.035
Fe 271.441	38.5938b	ppb	3.4231	8.9	77.6409
K 766.491	111987xb	ppb	704.744	0.6	3775691
Mg 279.078	2663.84b	ppb	12.3635	0.5	5704.57
Mn 257.610	5.1814b	ppb	0.0326	0.6	1212.33
Mo 202.032	0.9390b	ppb	0.1239	13.2	16.9250
Na 330.237	712.791b	ppb	119.128	16.7	80.6518
Ni 231.604	43.4832b	ppb	0.2542	0.6	110.903
Pb 220.353	1.7349b	ppb	2.4773	142.8	29.6544
Sb 206.834	-1.4654b	ppb	3.1843	217.3	-0.7675
Se 196.026	5.3327b	ppb	4.3126	80.9	8.8661
Sn 189.925	49.2204b	ppb	2.5894	5.3	26.4931
Sr 216.596	0.7223b	ppb	0.1805	25.0	22.0885
Ti 334.941	4.9384b	ppb	0.5265	10.7	1236.34
Tl 190.794	-47.9360b	ppb	2.2496	4.7	-33.0714
V 292.401	0.8922b	ppb	0.2619	29.3	2.8073
Zn 206.200	126.886b	ppb	1.0781	0.8	168.353

E05302013.vvq. All Data Report 5/31/2013, 10:17:39 AM

700-76710-a-1-a (Samp) 5/31/2013, 3:00:45 AM Rack 3, Tube 47

Weight: 1

Volume: 1

Dilution: 1

Label	Replicates Concentration		
Ag 328.068	0.2070	-0.5692u	0.0646
Al 308.215	79.8968	79.3904	76.7268
As 188.980	-1.6658u	5.6672	-5.3938u
B 249.678	2.8576	3.2005	3.6143
Ba 389.178	2.3128	2.5927	1.8083
Be 313.042	-0.0002u	0.0039	0.0126
Ca 370.602	488.2	485.8	484.2
Cd 226.502	0.0130	0.1972	0.2280
Co 228.615	-0.0658u	0.0132	-0.0276u
Cr 267.716	1.0523	0.8621	1.1205
Cu 324.754	0.8047	0.9176	0.7490
Fe 271.441	34.4256	43.2592	47.8814
K 766.491	24.9634	23.0884	22.2482
Mg 279.078	41.2737	37.3219	37.1576
Mn 257.610	1.0987	1.1365	1.0603
Mo 202.032	0.2325	-0.0098u	0.3809
Na 330.237	428.090	410.656	433.701
Ni 231.604	2.4216	0.6117	-0.4914u
Pb 220.353	17.2235	13.6720	15.6287
Sb 206.834	0.1949	0.9218	-3.1484u
Se 196.026	2.0582	0.0250	-3.1616u
Sn 189.925	23.9611	29.6664	24.4482
Sr 216.596	1.0936	0.0484	0.7985
Ti 334.941	12.3129	12.1741	12.1314
Tl 190.794	-15.2965u	-14.6854u	-13.8705u
V 292.401	0.2248	0.0645	0.2065
Zn 206.200	58.4295	56.8298	55.8681

Label	Sol'n Conc.	Units	SD	%RSD	Int. (c/s)
Ag 328.068	-0.0992	ppb	0.4132	416.6	-20.5549
Al 308.215	78.6713	ppb	1.7029	2.2	668.789
As 188.980	-0.4641	ppb	5.6276	1212.5	-6.9540
B 249.678	3.2241	ppb	0.3789	11.8	151.847
Ba 389.178	2.2379	ppb	0.3975	17.8	28.9475
Be 313.042	0.0054	ppb	0.0065	120.4	-245.078
Ca 370.602	486.1	ppb	2.028	0.4	954.9
Cd 226.502	0.1461	ppb	0.1163	79.6	21.2346
Co 228.615	-0.0267	ppb	0.0395	147.8	6.2877
Cr 267.716	1.0116	ppb	0.1339	13.2	53.9174
Cu 324.754	0.8238	ppb	0.0859	10.4	230.108
Fe 271.441	41.8554	ppb	6.8368	16.3	82.6216
K 766.491	23.4333	ppb	1.3901	5.9	1045.93
Mg 279.078	38.5844	ppb	2.3304	6.0	117.499
Mn 257.610	1.0985	ppb	0.0381	3.5	277.014
Mo 202.032	0.2012	ppb	0.1972	98.0	11.9235
Na 330.237	424.149	ppb	12.0172	2.8	68.0238
Ni 231.604	0.8473	ppb	1.4707	173.6	-1.0226
Pb 220.353	15.5081	ppb	1.7788	11.5	50.0714
Sb 206.834	-0.6772	ppb	2.1707	320.5	-0.0654
Se 196.026	-0.3595	ppb	2.6310	732.0	6.2426
Sn 189.925	26.0252	ppb	3.1628	12.2	7.1446
Sr 216.596	0.6468	ppb	0.5389	83.3	21.9131
Ti 334.941	12.2061	ppb	0.0949	0.8	3114.81
Tl 190.794	-14.6174	ppb	0.7154	4.9	-16.8480
V 292.401	0.1653	ppb	0.0878	53.1	-14.3036
Zn 206.200	57.0424	ppb	1.2939	2.3	784.305

E05302013.vvq. All Data Report 5/31/2013, 10:17:39 AM

700-76710-a-2-a (Samp) 5/31/2013, 3:05:22 AM Rack 3, Tube 48

Weight: 1

Volume: 1

Dilution: 1

Label	Replicates Concentration		
Ag 328.068	0.1729	-0.0398u	0.0259
Al 308.215	77.8818	78.7107	75.0312
As 188.980	-0.9530u	0.1292	-2.9735u
B 249.678	2.4954	2.4561	1.7805
Ba 389.178	1.0508	1.5597	0.6774
Be 313.042	0.0044	0.0024	0.0082
Ca 370.602	447.4	448.4	443.8
Cd 226.502	0.1902	0.3338	0.1650
Co 228.615	-0.0661u	0.2044	0.1757
Cr 267.716	1.1538	1.2597	1.0187
Cu 324.754	1.0944	0.7776	0.5444
Fe 271.441	45.6311	43.2086	47.2151
K 766.491	19.5879	19.7588	18.8269
Mg 279.078	39.7110	38.5921	35.9860
Mn 257.610	1.2410	1.1981	1.1759
Mo 202.032	-0.4032u	-0.3083u	0.0656
Na 330.237	365.102	180.028	112.422
Ni 231.604	0.8345	2.1117	1.6961
Pb 220.353	34.8197	36.1920	33.4981
Sb 206.834	3.7703	-2.5379u	-3.1165u
Se 196.026	7.8222	-5.8512u	-3.3336u
Sn 189.925	25.1337	27.4201	26.3300
Sr 216.596	1.0090	0.0954	-0.5724u
Ti 334.941	11.7555	11.8337	11.4460
Tl 190.794	-25.3248u	-12.9843u	-16.9600u
V 292.401	0.1090	0.2593	0.2619
Zn 206.200	49.2715	49.5431	47.8042

Label	Sol'n Conc.	Units	SD	%RSD	Int. (c/s)
Ag 328.068	0.0530	ppb	0.1089	205.4	-9.4788
Al 308.215	77.2079	ppb	1.9301	2.5	659.717
As 188.980	-1.2657	ppb	1.5748	124.4	-7.3599
B 249.678	2.2440	ppb	0.4019	17.9	138.484
Ba 389.178	1.0959	ppb	0.4429	40.4	7.5951
Be 313.042	0.0050	ppb	0.0029	58.9	-245.828
Ca 370.602	446.5	ppb	2.456	0.6	876.7
Cd 226.502	0.2297	ppb	0.0910	39.6	24.0045
Co 228.615	0.1047	ppb	0.1486	141.9	7.8012
Cr 267.716	1.1441	ppb	0.1208	10.6	60.0408
Cu 324.754	0.8055	ppb	0.2760	34.3	229.084
Fe 271.441	45.3516	ppb	2.0179	4.4	88.1227
K 766.491	19.3912	ppb	0.4961	2.6	909.655
Mg 279.078	38.0964	ppb	1.9114	5.0	116.460
Mn 257.610	1.2050	ppb	0.0331	2.7	300.879
Mo 202.032	-0.2153	ppb	0.2478	115.1	9.0993
Na 330.237	219.184	ppb	130.811	59.7	58.5177
Ni 231.604	1.5475	ppb	0.6514	42.1	0.8153
Pb 220.353	34.8366	ppb	1.3470	3.9	78.7289
Sb 206.834	-0.6281	ppb	3.8200	608.2	-0.0106
Se 196.026	-0.4542	ppb	7.2773	1602.2	6.1989
Sn 189.925	26.2946	ppb	1.1436	4.3	7.3692
Sr 216.596	0.1774	ppb	0.7939	447.6	16.9733
Ti 334.941	11.6784	ppb	0.2050	1.8	2977.62
Tl 190.794	-18.4230	ppb	6.2990	34.2	-18.7010
V 292.401	0.2101	ppb	0.0875	41.7	-13.1614
Zn 206.200	48.8729	ppb	0.9354	21.8	67.9085

E05302013.vvq. All Data Report 5/31/2013, 10:17:39 AM

mb 680-278184/24-a (Samp) 5/31/2013, 3:19:13 AM Rack 3, Tube 51

Weight: 1

Volume: 1

Dilution: 1

Label	Replicates Concentration		
Ag 328.068	0.0811	-0.1986u	-0.6197u
Al 308.215	65.4821	64.9523	65.5044
As 188.980	4.0119	-4.3788u	3.9514
B 249.678	5.2025	5.4496	5.3223
Ba 389.178	0.9206	-0.2492u	0.3217
Be 313.042	0.0089	0.0045	-0.0005u
Ca 370.602	54.99	60.14	62.54
Cd 226.502	0.2391	-0.0131u	0.2690
Co 228.615	-0.0328u	-0.2273u	-0.6062u
Cr 267.716	1.1264	1.3920	1.1660
Cu 324.754	-0.0212u	0.5558	0.5819
Fe 271.441	112.163	116.251	117.451
K 766.491	18.5020	19.2977	18.6049
Mg 279.078	20.1752	17.9644	18.2342
Mn 257.610	2.5262	2.5683	2.5527
Mo 202.032	0.4586	0.0508	0.4880
Na 330.237	-80.0985u	-201.480u	-172.061u
Ni 231.604	0.6043	0.0809	1.7531
Pb 220.353	-0.2189u	0.3852	-0.4403u
Sb 206.834	-1.9725u	-1.4357u	-2.1792u
Se 196.026	0.2215	1.0664	0.6505
Sn 189.925	20.7065	20.9314	21.4240
Sr 216.596	-0.0295u	0.9408	-0.3145u
Ti 334.941	2.2926	2.3539	2.4218
Tl 190.794	-3.0008u	-1.3338u	-2.2681u
V 292.401	0.3496	0.5795	0.5193
Zn 206.200	4.0902	3.7798	3.0931

Label	Sol'n Conc.	Units	SD	%RSD	Int. (c/s)
Ag 328.068	-0.2457	ppb	0.3528	143.6	-31.1668
Al 308.215	65.3130	ppb	0.3125	0.5	586.221
As 188.980	1.1948	ppb	4.8270	404.0	-6.1147
B 249.678	5.3248	ppb	0.1236	2.3	180.335
Ba 389.178	0.3310	ppb	0.5850	176.7	-6.6659
Be 313.042	0.0043	ppb	0.0047	108.8	-247.183
Ca 370.602	59.22	ppb	3.860	6.5	108.7
Cd 226.502	0.1650	ppb	0.1550	93.9	22.0385
Co 228.615	-0.2888	ppb	0.2916	101.0	3.0535
Cr 267.716	1.2281	ppb	0.1433	11.7	63.9229
Cu 324.754	0.3722	ppb	0.3409	91.6	205.145
Fe 271.441	115.288	ppb	2.7722	2.4	197.865
K 766.491	18.8015	ppb	0.4327	2.3	889.776
Mg 279.078	18.7913	ppb	1.2061	6.4	75.3693
Mn 257.610	2.5490	ppb	0.0213	0.8	602.000
Mo 202.032	0.3325	ppb	0.2443	73.5	12.8095
Na 330.237	-151.213	ppb	63.3195	41.9	41.7613
Ni 231.604	0.8127	ppb	0.8554	105.2	-1.1113
Pb 220.353	-0.0913	ppb	0.4273	467.8	26.9535
Sb 206.834	-1.8625	ppb	0.3838	20.6	-1.2311
Se 196.026	0.6461	ppb	0.4225	65.4	6.7053
Sn 189.925	21.0206	ppb	0.3670	1.7	2.9697
Sr 216.596	0.1989	ppb	0.6581	330.8	17.2313
Ti 334.941	2.3561	ppb	0.0646	2.7	554.028
Tl 190.794	-2.2009	ppb	0.8355	38.0	-10.8049
V 292.401	0.4828	ppb	0.1192	24.7	-6.7249
Zn 206.200	3.6544	ppb	0.5102	14.0	9.6719

E05302013.vvq. All Data Report 5/31/2013, 10:17:39 AM

190-861-a-1-a (Samp) **5/31/2013, 3:23:50 AM** **Rack 3, Tube 52**
Weight: 1 **Volume: 1** **Dilution: 1**

Label	Replicates Concentration		
Ag 328.068	-0.4642u	0.0521	-0.3872u
Al 308.215	49.5116	48.1347	49.6652
As 188.980	-4.7472u	-2.1365u	-4.6891u
B 249.678	3.3662	3.6104	3.2612
Ba 389.178	0.9447	-0.0334u	-0.1753u
Be 313.042	0.0098	0.0054	0.0060
Ca 370.602	71.13	67.98	77.81
Cd 226.502	0.0930	0.3749	0.0943
Co 228.615	0.3574	0.2356	-0.3714u
Cr 267.716	1.2303	1.3106	0.9999
Cu 324.754	1.6495	1.3305	1.4233
Fe 271.441	65.9413	68.3131	67.1377
K 766.491	21.5369	21.8810	23.0594
Mg 279.078	17.3207	15.2220	17.7615
Mn 257.610	2.0192	2.0573	2.0300
Mo 202.032	-0.0656u	0.0432	0.7882
Na 330.237	133.215	180.238	-34.8927u
Ni 231.604	1.0739	0.2266	1.6808
Pb 220.353	-0.2359u	-1.5617u	-0.5608u
Sb 206.834	-4.0212u	-2.3424u	1.6740
Se 196.026	-1.7658u	-3.3019u	-3.3291u
Sn 189.925	22.9995	24.9337	25.9630
Sr 216.596	0.2106	0.5347	0.1827
Ti 334.941	1.9303	1.9325	1.9070
Tl 190.794	-7.0623u	-3.9645u	-3.3526u
V 292.401	0.1786	0.2752	0.1004
Zn 206.200	7.2650	5.9196	6.1497

Label	Sol'n Conc.	Units	SD	%RSD	Int. (c/s)
Ag 328.068	-0.2664	ppb	0.2785	104.5	-32.6715
Al 308.215	49.1038	ppb	0.8428	1.7	486.105
As 188.980	-3.8576	ppb	1.4908	38.6	-8.6729
B 249.678	3.4126	ppb	0.1791	5.2	154.366
Ba 389.178	0.2453	ppb	0.6098	248.5	-8.3282
Be 313.042	0.0071	ppb	0.0024	33.7	-242.299
Ca 370.602	72.31	ppb	5.015	6.9	136.6
Cd 226.502	0.1874	ppb	0.1624	86.7	22.6638
Co 228.615	0.0739	ppb	0.3904	528.4	7.2171
Cr 267.716	1.1803	ppb	0.1613	13.7	61.7009
Cu 324.754	1.4678	ppb	0.1641	11.2	265.751
Fe 271.441	67.1307	ppb	1.1859	1.8	122.306
K 766.491	22.1591	ppb	0.7985	3.6	1002.97
Mg 279.078	16.7681	ppb	1.3570	8.1	71.0678
Mn 257.610	2.0355	ppb	0.0197	1.0	486.811
Mo 202.032	0.2553	ppb	0.4647	182.0	12.2889
Na 330.237	92.8533	ppb	113.102	121.8	53.1891
Ni 231.604	0.9938	ppb	0.7304	73.5	-0.6378
Pb 220.353	-0.7862	ppb	0.6910	87.9	25.9207
Sb 206.834	-1.5632	ppb	2.9265	187.2	-0.9364
Se 196.026	-2.7989	ppb	0.8948	32.0	5.1186
Sn 189.925	24.6321	ppb	1.5046	6.1	5.9822
Sr 216.596	0.3093	ppb	0.1957	63.3	18.3386
Ti 334.941	1.9233	ppb	0.0141	0.7	441.469
Tl 190.794	-4.7931	ppb	1.9888	41.5	-12.0652
V 292.401	0.1847	ppb	0.0876	47.4	-13.9870
Zn 206.200	6.4448	ppb	0.7196	11.2	13.2653

E05302013.vvq. All Data Report 5/31/2013, 10:17:39 AM

CRI (Samp) 5/31/2013, 3:28:27 AM **Rack 3, Tube 53**
Weight: 1 **Volume: 1** **Dilution: 1**

Label	Replicates Concentration		
Ag 328.068	9.7900	10.0919	9.9818
Al 308.215	202.794	203.591	204.743
As 188.980	18.1559	18.6659	21.9965
B 249.678	99.4337	100.255	100.685
Ba 389.178	10.1974	11.4819	10.2221
Be 313.042	4.1677	4.1753	4.1608
Ca 370.602	479.3	491.3	482.6
Cd 226.502	5.1095	5.0299	5.0849
Co 228.615	9.6322	10.4662	10.1547
Cr 267.716	10.1861	10.2642	10.0383
Cu 324.754	20.7493	20.5920	20.8025
Fe 271.441	52.9996	58.0738	52.8880
K 766.491	977.190	976.968	975.338
Mg 279.078	507.613	505.193	506.276
Mn 257.610	10.6845	10.7123	10.7183
Mo 202.032	9.8116	10.0840	10.1285
Na 330.237	739.891	820.312	1049.58
Ni 231.604	42.0070	40.3823	40.9048
Pb 220.353	10.3199	8.8618	5.8371
Sb 206.834	15.7899	21.1261	20.7352
Se 196.026	13.3102	15.7898	16.1190
Sn 189.925	50.1251	48.7760	52.1864
Sr 216.596	10.0650	10.4268	10.2998
Ti 334.941	10.1146	10.1506	10.0099
Tl 190.794	22.3621	19.9742	22.4568
V 292.401	10.1874	10.0987	10.7546
Zn 206.200	20.2995	21.5286	21.3224

Label	Sol'n Conc.	Units	SD	%RSD	Int. (c/s)
Ag 328.068	9.9545	ppb	0.1528	1.5	708.970
Al 308.215	203.709	ppb	0.9798	0.5	1439.70
As 188.980	19.6061	ppb	2.0858	10.6	3.2081
B 249.678	100.125	ppb	0.6359	0.6	1472.36
Ba 389.178	10.6338	ppb	0.7346	6.9	186.997
Be 313.042	4.1679	ppb	0.0073	0.2	7154.47
Ca 370.602	484.4	ppb	6.222	1.3	950.6
Cd 226.502	5.0747	ppb	0.0407	0.8	183.932
Co 228.615	10.0844	ppb	0.4214	4.2	122.391
Cr 267.716	10.1629	ppb	0.1147	1.1	476.982
Cu 324.754	20.7146	ppb	0.1094	0.5	1330.86
Fe 271.441	54.6538	ppb	2.9624	5.4	103.999
K 766.491	976.499	ppb	1.0114	0.1	33176.9
Mg 279.078	506.361	ppb	1.2123	0.2	1112.84
Mn 257.610	10.7051	ppb	0.0180	0.2	2432.77
Mo 202.032	10.0080	ppb	0.1715	1.7	78.3988
Na 330.237	869.926	ppb	160.693	18.5	89.4308
Ni 231.604	41.0980	ppb	0.8294	2.0	104.623
Pb 220.353	8.3396	ppb	2.2866	27.4	39.4302
Sb 206.834	19.2171	ppb	2.9745	15.5	19.5100
Se 196.026	15.0730	ppb	1.5355	10.2	13.3546
Sn 189.925	50.3625	ppb	1.7175	3.4	27.4453
Sr 216.596	10.2639	ppb	0.1836	1.8	121.999
Ti 334.941	10.0917	ppb	0.0731	0.7	2567.03
Tl 190.794	21.5977	ppb	1.4068	6.5	0.7987
V 292.401	10.3469	ppb	0.3558	3.4	232.049
Zn 206.200	21.0502	ppb	0.6582	3.1	22.0471

E05302013.vvq. All Data Report 5/31/2013, 10:17:39 AM

CCV (Samp) 5/31/2013, 3:33:04 AM Rack 3, Tube 54

Weight: 1 Volume: 1 Dilution: 1

Label	Replicates Concentration		
Ag 328.068	472.857	473.486	470.284
Al 308.215	4792.74	4790.68	4761.23
As 188.980	463.479	476.797	479.627
B 249.678	493.679	494.305	496.337
Ba 389.178	4636.80	4643.54	4624.29
Be 313.042	478.977	480.929	477.966
Ca 370.602	4616	4616	4593
Cd 226.502	469.037	469.251	467.230
Co 228.615	477.053	475.631	475.952
Cr 267.716	4704.82	4712.22	4693.38
Cu 324.754	4625.29	4757.64	4752.46
Fe 271.441	4742.88	4759.25	4728.37
K 766.491	9656.36	9655.78	9640.33
Mg 279.078	4743.66	4738.51	4728.16
Mn 257.610	4777.49	4792.11	4764.21
Mo 202.032	463.522	464.024	461.902
Na 330.237	6835.17	7128.16	6797.83
Ni 231.604	2373.43	2375.64	2367.02
Pb 220.353	463.620	459.336	462.007
Sb 206.834	916.408	915.056	913.830
Se 196.026	4780.06	4761.95	4780.26
Sn 189.925	4668.31	4648.76	4700.14
Sr 216.596	2333.62	2336.77	2327.81
Ti 334.941	469.220	469.989	467.164
Tl 190.794	4782.37	4776.56	4727.46
V 292.401	4680.88	4689.56	4663.16
Zn 206.200	2351.19	2347.78	2343.41

Label	Sol'n Conc.	Units	SD	%RSD	Int. (c/s)
Ag 328.068	472.209	ppb	1.6967	0.4	34213.5
Al 308.215	4781.55	ppb	17.6302	0.4	28928.3
As 188.980	473.301	ppb	8.6231	1.8	232.855
B 249.678	494.774	ppb	1.3895	0.3	6841.51
Ba 389.178	4634.88	ppb	9.7660	0.2	86682.8
Be 313.042	479.291	ppb	1.5063	0.3	851754
Ca 370.602	4608	ppb	13.10	0.3	9090
Cd 226.502	468.506	ppb	1.1105	0.2	15491.1
Co 228.615	476.212	ppb	0.7457	0.2	5498.72
Cr 267.716	4703.47	ppb	9.4897	0.2	217471
Cu 324.754	4711.80	ppb	74.9659	1.6	260852
Fe 271.441	4743.50	ppb	15.4524	0.3	7559.90
K 766.491	9650.82	ppb	9.0928	0.1	325617
Mg 279.078	4736.78	ppb	7.8975	0.2	10038.5
Mn 257.610	4777.94	ppb	13.9553	0.3	1070435
Mo 202.032	463.149	ppb	1.1091	0.2	3142.41
Na 330.237	6920.39	ppb	180.904	2.6	339.215
Ni 231.604	2372.03	ppb	4.4765	0.2	6222.95
Pb 220.353	461.654	ppb	2.1634	0.5	711.762
Sb 206.834	915.098	ppb	1.2897	0.1	940.995
Se 196.026	4774.09	ppb	10.5143	0.2	2206.90
Sn 189.925	4672.40	ppb	25.9349	0.6	3882.85
Sr 216.596	2332.74	ppb	4.5458	0.2	24441.7
Ti 334.941	468.791	ppb	1.4605	0.3	121835
Tl 190.794	4762.13	ppb	30.1632	0.6	2309.61
V 292.401	4677.87	ppb	13.4509	0.3	113768
Zn 206.200	2347.46	ppb	3.8988	0.2	2013.40

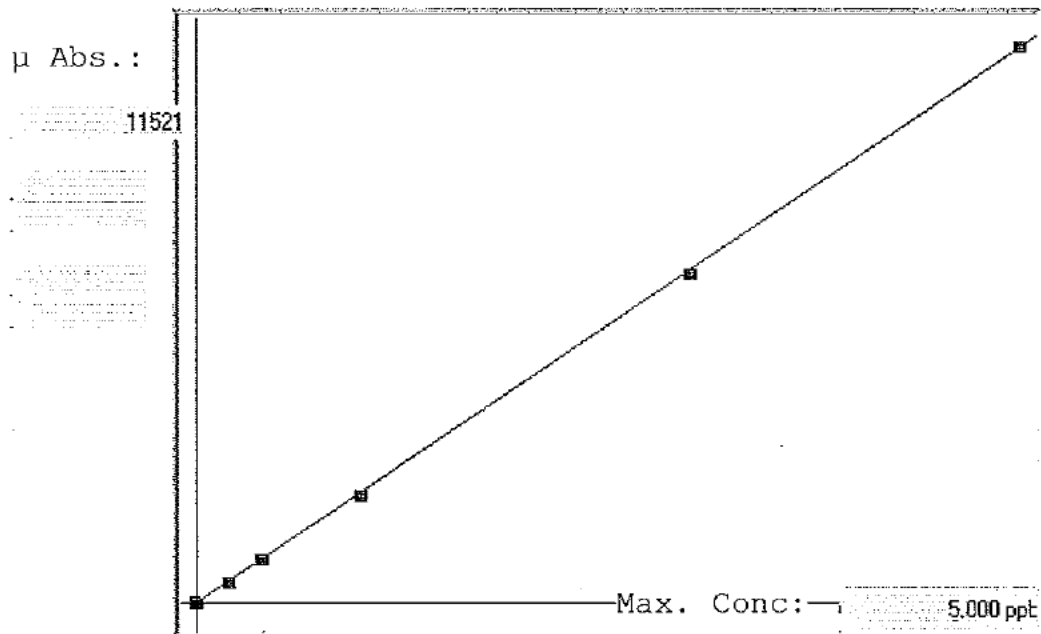
E05302013.vvq. All Data Report 5/31/2013, 10:17:39 AM

CCB (Samp) **5/31/2013, 3:37:41 AM** **Rack 3, Tube 55**
Weight: 1 **Volume: 1** **Dilution: 1**

Label	Replicates Concentration		
Ag 328.068	-0.2952u	0.0595	0.0442
Al 308.215	2.7019	1.0783	2.8631
As 188.980	2.8248	1.3447	-1.7442u
B 249.678	10.5569	10.5600	9.5659
Ba 389.178	0.2005	0.4500	0.7227
Be 313.042	0.0160	0.0129	0.0206
Ca 370.602	1.245	5.541	-0.7275u
Cd 226.502	-0.1571u	0.1636	0.1595
Co 228.615	-0.1875u	-0.4351u	0.1794
Cr 267.716	-0.0076u	0.2387	0.3022
Cu 324.754	-0.3000u	-0.4587u	-0.0344u
Fe 271.441	5.2883	7.1769	4.7108
K 766.491	0.6939	0.1320	0.1501
Mg 279.078	2.6370	-2.9173u	-4.0582u
Mn 257.610	0.1823	0.1275	0.1992
Mo 202.032	0.8946	-0.1774u	0.3691
Na 330.237	-323.060u	25.1539	-61.7588u
Ni 231.604	1.4186	0.2044	1.8951
Pb 220.353	-0.2061u	1.4922	-2.1974u
Sb 206.834	1.3783	-0.8894u	-1.7345u
Se 196.026	-6.1444u	-1.5063u	0.9206
Sn 189.925	3.4296	1.5029	-0.0591u
Sr 216.596	0.1039	0.4725	-0.0554u
Ti 334.941	0.2040	0.2749	0.1903
Tl 190.794	7.3953	-3.4873u	-5.7700u
V 292.401	0.4742	0.5179	0.2991
Zn 206.200	-0.1016u	-0.0701u	0.2185

Label	Sol'n Conc.	Units	SD	%RSD	Int. (c/s)
Ag 328.068	-0.0638	ppb	0.2005	314.2	-17.9613
Al 308.215	2.2144	ppb	0.9872	44.6	196.365
As 188.980	0.8084	ppb	2.3313	288.4	-6.3099
B 249.678	10.2276	ppb	0.5731	5.6	247.367
Ba 389.178	0.4577	ppb	0.2612	57.1	-4.4721
Be 313.042	0.0165	ppb	0.0038	23.3	-225.561
Ca 370.602	2.020	ppb	3.205	158.7	1.123
Cd 226.502	0.0553	ppb	0.1840	332.6	18.1416
Co 228.615	-0.1478	ppb	0.3092	209.2	4.6344
Cr 267.716	0.1778	ppb	0.1637	92.0	15.3145
Cu 324.754	-0.2644	ppb	0.2144	81.1	169.891
Fe 271.441	5.7253	ppb	1.2898	22.5	25.8837
K 766.491	0.3253	ppb	0.3193	98.2	266.882
Mg 279.078	-1.4462	ppb	3.5818	247.7	32.3352
Mn 257.610	0.1697	ppb	0.0375	22.1	68.5035
Mo 202.032	0.3621	ppb	0.5361	148.0	13.0159
Na 330.237	-119.888	ppb	181.239	151.2	43.3185
Ni 231.604	1.1727	ppb	0.8718	74.3	-0.1689
Pb 220.353	-0.3038	ppb	1.8467	607.9	26.6327
Sb 206.834	-0.4152	ppb	1.6097	387.7	0.1778
Se 196.026	-2.2434	ppb	3.5897	160.0	5.3750
Sn 189.925	1.6245	ppb	1.7475	107.6	-13.2094
Sr 216.596	0.1737	ppb	0.2708	155.9	16.8533
Ti 334.941	0.2230	ppb	0.0454	20.4	-0.6051
Tl 190.794	-0.6207	ppb	7.0352	1133.5	-10.0312
V 292.401	0.4304	ppb	0.1158	26.9	-7.9863
Zn 206.200	0.0156	ppb	0.1764	1130.3	4.9878

Linear



A= 0.0000e+000
 B= 4.3508e-004
 C= 2.8596e-003
 Rho= 0.9999672
 Accept=Accepted

Std ID	Conc.	Calc.	Dev.	Mean	SD or %RSD	Rep 1	Rep 2	Rep 3	Rep 4	Rep 5
blank	0.000	0.007	0.007	9	0.000	9	9	9		
0.2	0.200	0.198	-0.002	449	1.1 %	443	449	455		
0.4	0.400	0.416	0.016	950	0.6 %	944	951	957		
1.0	1.000	0.987	-0.013	2262	1.3 %	2229	2258	2299		
3.0	3.000	2.976	-0.024	6833	0.7 %	6772	6833	6896		
5.0	5.000	5.015	0.015	11521	2.0 %	11248	11507	11808		

C05312013

Method: Hg Norm2 5-15-2013

Operator: Admin

Date of Analysis: 31 May 2013 17:23:37

Sample ID	Extended ID	Mean	Units	RSD	Date
blank		9	ppb	0.0000	31 May 2013 17:34:25
0.2		449	ppb	1.0911	31 May 2013 17:37:01
0.4		951	ppb	0.5588	31 May 2013 17:39:39
1.0		2262	ppb	1.2695	31 May 2013 17:42:17
3.0		6834	ppb	0.7408	31 May 2013 17:44:54
5.0		11521	ppb	1.9862	31 May 2013 17:47:31
ICV		2.9901	ppb	1.8671	31 May 2013 17:50:08
ICB		0.0013	ppb	90.3213	31 May 2013 17:52:44
CRA		0.2089	ppb	0.9364	31 May 2013 17:55:20
CCV		2.5661	ppb	0.8242	31 May 2013 17:57:58
CCB		0.0039	ppb	10.5863	31 May 2013 18:00:35
mb 680-278555/1-a	(BCB)	0.0290	ppb	6.1324	31 May 2013 18:03:11
lcs 680-278555/2-a	(BCB)	2.6714	ppb	0.0537	31 May 2013 18:05:49
680-90686-b-7-d	(BCB)	4.2216	ppb	0.4704	31 May 2013 18:08:25
680-90686-b-7-e ms	(BCB)	5.5403	ppb	0.5107	31 May 2013 18:11:02
680-90686-b-7-f msd	(BCB)	4.9835	ppb	0.5844	31 May 2013 18:13:38
680-90686-b-21-b	(BCB)	3.8728	ppb	0.2661	31 May 2013 18:16:14
680-90686-b-27-b	(BCB)	1.5175	ppb	1.1443	31 May 2013 18:18:50
680-90686-a-32-b	(BCB)	5.6774	ppb	0.4043	31 May 2013 18:21:27
680-90686-a-33-b	(BCB)	4.7469	ppb	0.8537	31 May 2013 18:24:04
680-90686-a-34-b	(BCB)	2.5091	ppb	0.4318	31 May 2013 18:26:41
CCV		2.6395	ppb	0.6036	31 May 2013 18:29:18
CCB		0.0068	ppb	5.2432	31 May 2013 18:31:55
680-90723-b-1-d	(BCB)	3.6058	ppb	0.7738	31 May 2013 18:34:31
680-90723-b-1-e ms	(BCB)	4.6279	ppb	0.2856	31 May 2013 18:37:10
680-90723-b-1-f msd	(BCB)	4.4320	ppb	0.2819	31 May 2013 18:39:49
680-90723-b-7-b	(BCB)	4.6758	ppb	0.6052	31 May 2013 18:42:27
680-90723-b-17-b	(BCB)	3.8064	ppb	0.4556	31 May 2013 18:45:04
680-90723-b-29-b	(BCB)	2.0475	ppb	0.3869	31 May 2013 18:47:42
680-90723-a-41-b	(BCB)	3.1537	ppb	0.0850	31 May 2013 18:50:21
680-90723-a-42-b	(BCB)	3.8180	ppb	0.2699	31 May 2013 18:52:59
680-90723-a-43-b	(BCB)	2.0773	ppb	0.3025	31 May 2013 18:55:37
680-90723-a-44-b	(BCB)	5.5916	ppb	1.1450	31 May 2013 18:58:14
CCV		2.6038	ppb	0.3947	31 May 2013 19:00:51
CCB		0.0050	ppb	18.6669	31 May 2013 19:03:29
680-90717-a-1-b	(BCB)	0.1747	ppb	2.3449	31 May 2013 19:06:05
680-90622-a-30-d	(BCB)	1.2924	ppb	0.2443	31 May 2013 19:08:43
680-90622-a-30-e ms	(BCB)	3.0081	ppb	0.2191	31 May 2013 19:11:20
680-90622-a-30-f msd	(BCB)	2.6777	ppb	0.3562	31 May 2013 19:13:58
mb 680-278513/1-a	(BCB)	0.0184	ppb	5.5802	31 May 2013 19:16:36
lcs 680-278513/2-a	(BCB)	2.6062	ppb	0.4998	31 May 2013 19:19:13
680-90671-a-2-d	(BCB)	0.4440	ppb	0.9226	31 May 2013 19:21:51
680-90671-a-3-b	(BCB)	2.4074	ppb	1.2745	31 May 2013 19:24:29
680-90671-a-4-b	(BCB)	0.1155	ppb	0.8134	31 May 2013 19:27:07
680-90671-a-5-b	(BCB)	0.0342	ppb	3.1175	31 May 2013 19:29:44
CCV		2.5877	ppb	0.8725	31 May 2013 19:32:21
CCB		0.0033	ppb	10.7823	31 May 2013 19:35:00
680-90671-a-6-b	(BCB)	0.5348	ppb	0.6027	31 May 2013 19:37:36
680-90671-a-7-b	(BCB)	0.3606	ppb	0.7393	31 May 2013 19:40:14
680-90671-a-8-b	(BCB)	0.9303	ppb	0.4805	31 May 2013 19:42:52
680-90671-a-9-b	(BCB)	0.0324	ppb	3.2847	31 May 2013 19:45:31
680-90671-a-10-b	(BCB)	0.3965	ppb	0.8975	31 May 2013 19:48:09
680-90671-a-11-b	(BCB)	0.7511	ppb	1.1560	31 May 2013 19:50:47
680-90671-a-12-b	(BCB)	0.4706	ppb	1.2834	31 May 2013 19:53:25
680-90671-a-14-b	(BCB)	1.2636	ppb	0.8033	31 May 2013 19:56:03
680-90671-a-15-b	(BCB)	0.0590	ppb	1.5934	31 May 2013 19:58:42
680-90671-a-16-b	(BCB)	0.0516	ppb	2.0658	31 May 2013 20:01:20
CCV		2.5761	ppb	0.2793	31 May 2013 20:03:59
CCB		0.0027	ppb	19.9899	31 May 2013 20:06:36
680-90671-a-17-b	(BCB)	0.0175	ppb	5.1065	31 May 2013 20:09:13

C05312013

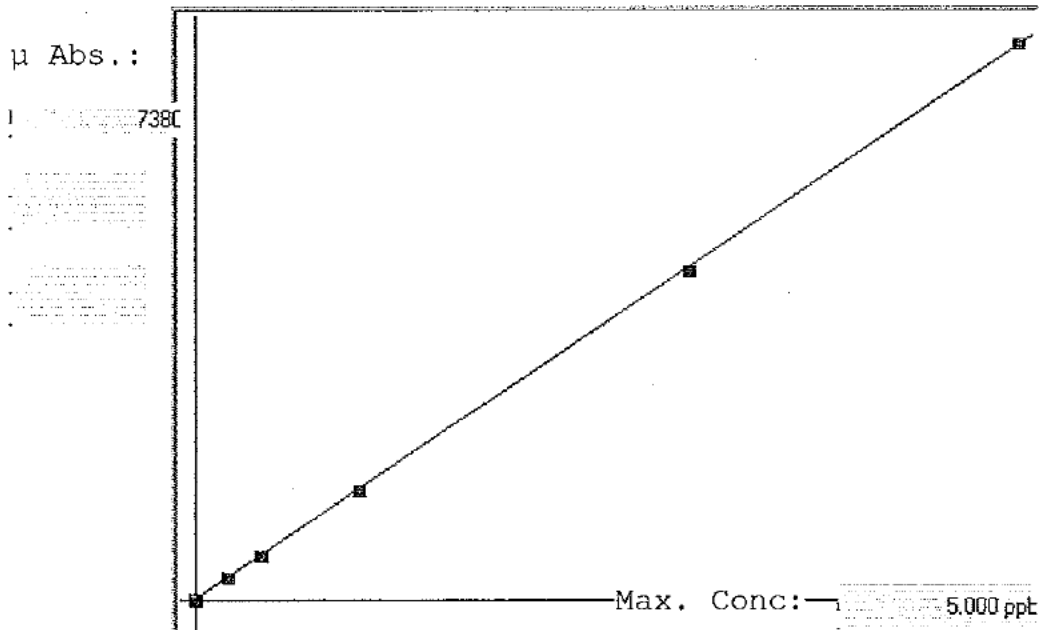
Method: Hg Norm2 5-15-2013

Operator: Admin

Date of Analysis: 31 May 2013 17:23:37

Sample ID	Extended ID	Mean	Units	RSD	Date
680-90671-a-18-b	(BCB)	7.3143	ppb	0.9165	31 May 2013 20:11:51
680-90671-a-19-b	(BCB)	1.8612	ppb	0.7289	31 May 2013 20:14:29
680-90671-a-20-b	(BCB)	0.1879	ppb	0.2888	31 May 2013 20:17:06
680-90671-a-21-b	(BCB)	0.0230	ppb	4.7149	31 May 2013 20:19:43
680-90671-a-22-b	(BCB)	0.4013	ppb	0.1843	31 May 2013 20:22:20
680-90671-a-22-c ms	(BCB)	1.3325	ppb	1.2666	31 May 2013 20:24:57
680-90671-a-22-d msd	(BCB)	1.3164	ppb	0.6891	31 May 2013 20:27:35
CCV		2.5506	ppb	1.5572	31 May 2013 20:30:12
CCB		0.0008	ppb	65.4390	31 May 2013 20:32:50

Linear



A= 0.0000e+000
 B= 6.8116e-004
 C= -9.1346e-003
 Rho= 0.9999672
 Accept=Accepted

Std ID	Conc.	Calc.	Dev.	Mean	SD or %RSD	Rep 1	Rep 2	Rep 3	Rep 4	Rep 5
blank	0.000	0.005	0.005	21	2.160	23	22	18		
0.2	0.200	0.207	0.007	317	0.1 %	317	318	317		
0.4	0.400	0.406	0.006	610	0.8 %	603	612	615		
1.0	1.000	0.992	-0.008	1470	2.1 %	1431	1474	1506		
3.0	3.000	2.971	-0.029	4375	1.7 %	4291	4362	4474		
5.0	5.000	5.018	0.018	7379	0.5 %	7344	7370	7425		

C06032013B

Method: Hg Norm2 5-15-2013

Operator: Admin

Date of Analysis: 03 Jun 2013 13:26:59

Sample ID	Extended ID	Mean	Units	RSD	Date
blank		21	ppb	10.2869	03 Jun 2013 13:27:06
0.2		317	ppb	0.1486	03 Jun 2013 13:29:42
0.4		610	ppb	0.8359	03 Jun 2013 13:32:20
1.0		1470	ppb	2.0899	03 Jun 2013 13:34:57
3.0		4376	ppb	1.7216	03 Jun 2013 13:37:35
5.0		7380	ppb	0.4576	03 Jun 2013 13:40:13
ICV		3.0724	ppb	0.4210	03 Jun 2013 13:42:52
ICB		-0.0498	ppb	-0.6451	03 Jun 2013 13:45:28
CRA		0.2034	ppb	0.2735	03 Jun 2013 13:48:05
CCV		2.8779	ppb	0.6668	03 Jun 2013 13:50:43
CCB		-0.0289	ppb	-3.8505	03 Jun 2013 13:53:21
680-90686-b-7-d	^2	2.3831	ppb	0.7280	03 Jun 2013 13:55:57
680-90686-b-7-e ms	^2	3.3510	ppb	1.4511	03 Jun 2013 13:58:35
680-90686-b-7-f msd	^2	3.0629	ppb	1.6063	03 Jun 2013 14:01:11
680-90686-a-32-b	^2	3.3015	ppb	0.4831	03 Jun 2013 14:03:49
680-90723-a-44-b	^2	3.3224	ppb	1.1554	03 Jun 2013 14:06:26
CCV		2.8926	ppb	0.7597	03 Jun 2013 14:09:02
CCB		-0.0289	ppb	-3.3346	03 Jun 2013 14:11:40
CCV		2.8783	ppb	0.1961	03 Jun 2013 14:59:19
CCB		-0.0391	ppb	-4.2666	03 Jun 2013 15:01:56
MB 680-278700/1-A	(BCB)	0.0049	ppb	17.1880	03 Jun 2013 15:04:32
LCS 680-278700/2-A	(BCB)	2.9028	ppb	0.8489	03 Jun 2013 15:07:09
680-90671-A-23-B	(BCB)	0.3823	ppb	1.5419	03 Jun 2013 15:09:46
680-90671-A-23-C MS	(BCB)	1.5666	ppb	0.2140	03 Jun 2013 15:12:23
680-90671-A-23-D MSD	(BCB)	1.5852	ppb	1.5092	03 Jun 2013 15:15:01
680-90671-A-24-B	(BCB)	0.2413	ppb	0.3521	03 Jun 2013 15:17:41
680-90671-A-25-B	(BCB)	0.0374	ppb	4.7788	03 Jun 2013 15:20:21
680-90671-A-26-D	(BCB)	0.3212	ppb	2.5150	03 Jun 2013 15:23:00
680-90671-A-27-B	(BCB)	0.6069	ppb	0.1400	03 Jun 2013 15:25:36
680-90671-A-28-B	(BCB)	0.1362	ppb	1.2477	03 Jun 2013 15:28:14
CCV		2.9289	ppb	0.3462	03 Jun 2013 15:30:53
CCB		-0.0280	ppb	-1.1476	03 Jun 2013 15:33:31
680-90671-A-29-B	(BCB)	0.2268	ppb	1.7742	03 Jun 2013 15:36:10
680-90671-A-35-B	(BCB)	0.4606	ppb	1.4902	03 Jun 2013 15:38:48
680-90671-A-36-B	(BCB)	0.2760	ppb	2.0282	03 Jun 2013 15:41:25
680-90671-A-37-B	(BCB)	0.1416	ppb	1.6349	03 Jun 2013 15:44:02
680-90671-A-38-B	(BCB)	0.1900	ppb	0.8943	03 Jun 2013 15:46:41
680-90671-A-39-B	(BCB)	0.0265	ppb	4.3668	03 Jun 2013 15:49:18
680-90671-A-40-B	(BCB)	0.0942	ppb	2.4587	03 Jun 2013 15:51:55
680-90671-A-41-B	(BCB)	0.0258	ppb	4.4819	03 Jun 2013 15:54:34
680-90671-A-42-B	(BCB)	0.1176	ppb	0.9462	03 Jun 2013 15:57:14
680-90671-A-43-B	(BCB)	0.2863	ppb	1.1384	03 Jun 2013 15:59:53
CCV		2.9249	ppb	1.2574	03 Jun 2013 16:02:30
CCB		-0.0289	ppb	-5.7757	03 Jun 2013 16:05:08
680-90671-A-44-B	(BCB)	0.1307	ppb	0.4912	03 Jun 2013 16:07:45
680-90671-A-45-B	(BCB)	0.2767	ppb	1.5611	03 Jun 2013 16:10:21
680-90599-A-30-C	(BCB)	0.2354	ppb	1.0298	03 Jun 2013 16:12:58
680-90599-A-31-C	(BCB)	0.2688	ppb	1.6424	03 Jun 2013 16:15:36
idoc-1		2.9117	ppb	2.0886	03 Jun 2013 16:18:15
idoc-2		2.9651	ppb	0.8870	03 Jun 2013 16:20:53
idoc-3		2.9800	ppb	1.1446	03 Jun 2013 16:23:32
idoc-4		2.8356	ppb	0.8137	03 Jun 2013 16:26:09
MB 680-278707/1-A	(BCB)	-0.0373	ppb	-2.2783	03 Jun 2013 16:28:48
LCS 680-278707/2-A	(BCB)	2.9539	ppb	1.5763	03 Jun 2013 16:31:27
CCV		2.9287	ppb	0.8834	03 Jun 2013 16:34:05
CCB		-0.0380	ppb	-3.0491	03 Jun 2013 16:36:44
680-90599-A-12-E	(BCB)	0.0034	ppb	25.3345	03 Jun 2013 16:39:21
680-90599-A-12-F MS	(BCB)	1.1123	ppb	1.5268	03 Jun 2013 16:42:01
680-90599-A-12-G MSD	(BCB)	1.1391	ppb	0.6105	03 Jun 2013 16:44:40
680-90599-A-14-C	(BCB)	0.4220	ppb	2.1774	03 Jun 2013 16:47:18
680-90599-A-15-C	(BCB)	0.4343	ppb	1.2216	03 Jun 2013 16:49:56
680-90599-A-16-C	(BCB)	0.8841	ppb	1.4811	03 Jun 2013 16:52:34
680-90599-A-17-C	(BCB)	0.3578	ppb	1.7882	03 Jun 2013 16:55:13
680-90599-A-18-C	(BCB)	0.0215	ppb	11.2664	03 Jun 2013 16:57:51
680-90599-A-19-C	(BCB)	0.1618	ppb	2.4056	03 Jun 2013 17:00:28
680-90599-A-20-C	(BCB)	0.3675	ppb	1.5357	03 Jun 2013 17:03:06
CCV		2.8533	ppb	2.0434	03 Jun 2013 17:05:43

C06032013B

Method: Hg Norm2 5-15-2013

Operator: Admin

Date of Analysis: 03 Jun 2013 13:26:59

Sample ID	Extended ID	Mean	Units	RSD	Date
CCB		-0.0409	ppb	-3.4203	03 Jun 2013 17:08:20
680-90599-A-21-C	(BCB)	0.1528	ppb	2.5573	03 Jun 2013 17:10:58
680-90599-A-22-F	(BCB)	0.1360	ppb	3.6818	03 Jun 2013 17:13:35
680-90599-A-23-C	(BCB)	0.2665	ppb	2.3456	03 Jun 2013 17:16:14
680-90599-A-24-C	(BCB)	0.0415	ppb	3.3728	03 Jun 2013 17:18:52
680-90599-A-25-C	(BCB)	-0.0039	ppb	-43.4295	03 Jun 2013 17:21:29
680-90599-A-27-C	(BCB)	0.2200	ppb	1.1401	03 Jun 2013 17:24:09
680-90599-A-28-C	(BCB)	0.3601	ppb	1.8536	03 Jun 2013 17:26:47
680-90599-A-29-C	(BCB)	0.3171	ppb	1.1500	03 Jun 2013 17:29:26
680-90767-B-1-A	(BCB)	0.6520	ppb	1.0423	03 Jun 2013 17:32:06
680-90767-B-2-A	(BCB)	0.4061	ppb	1.4384	03 Jun 2013 17:34:46
CCV		2.8819	ppb	1.7949	03 Jun 2013 17:37:25
CCB		-0.0218	ppb	-5.2987	03 Jun 2013 17:40:03
680-90767-B-3-A	(BCB)	0.4634	ppb	1.1658	03 Jun 2013 17:42:39
680-90767-B-4-A	(BCB)	0.4488	ppb	0.9939	03 Jun 2013 17:45:17
CCV		2.8919	ppb	2.4445	03 Jun 2013 17:47:55
CCB		-0.0337	ppb	-1.6525	03 Jun 2013 17:50:35

METALS BATCH WORKSHEET

Lab Name: TestAmerica Savannah Job No.: 680-90686-3

SDG No.: 68090686-3

Batch Number: 278383 Batch Start Date: 05/29/13 15:53 Batch Analyst: Lawhon, Jon

Batch Method: 3050B Batch End Date: 05/30/13 12:43

Lab Sample ID	Client Sample ID	Method Chain	Basis	CalcMsg	InitialAmount	FinalAmount	MS_Ag_LCS_SPK 00006	MS_LCS1_WK 00004	MS_LCS2_wk 00145
MB 680-278383/1		3050B, 6010C		CALC NOT SET TO RUN	1.01 g	100 mL			
LCS 680-278383/2		3050B, 6010C		CALC NOT SET TO RUN	1.00 g	100 mL	1 mL	1 mL	1 mL
680-90686-B-7	CV0992B-CS	3050B, 6010C	T	CALC NOT SET TO RUN	1.07 g	100 mL			
680-90686-B-7 MS	CV0992B-CS	3050B, 6010C	T	CALC NOT SET TO RUN	1.08 g	100 mL	1 mL	1 mL	1 mL
680-90686-B-7 MSD	CV0992B-CS	3050B, 6010C	T	CALC NOT SET TO RUN	1.08 g	100 mL	1 mL	1 mL	1 mL
680-90686-B-21	CV0990D-CS	3050B, 6010C	T	CALC NOT SET TO RUN	1.13 g	100 mL			
680-90686-B-27	CV0950A-CS-SP	3050B, 6010C	T	CALC NOT SET TO RUN	1.02 g	100 mL			
680-90686-A-32	CV0992B-CS (sieve)	3050B, 6010C	T	CALC NOT SET TO RUN	1.11 g	100 mL			
680-90686-A-33	CV0990D-CS (sieve)	3050B, 6010C	T	CALC NOT SET TO RUN	1.12 g	100 mL			
680-90686-A-34	CV0950A-CS (sieve)	3050B, 6010C	T	CALC NOT SET TO RUN	1.07 g	100 mL			

The pound sign (#) in the amount added field denotes that the reagent was used undiluted. All calculations are performed using the stated concentration for this reagent.

METALS BATCH WORKSHEET

Lab Name: TestAmerica Savannah Job No.: 680-90686-3

SDG No.: 68090686-3

Batch Number: 278383 Batch Start Date: 05/29/13 15:53 Batch Analyst: Lawhon, Jon

Batch Method: 3050B Batch End Date: 05/30/13 12:43

Batch Notes	
Analyst	JL
Balance ID	25
Blank Soil Lot Number	2958846
Hydrogen peroxide lot number	3058307
Lot # of hydrochloric acid	3119867
Lot # of Nitric Acid	3095498
Hood ID or number	FH-8
Hot Block ID number	8
Nominal Amount Used	1.0 g
Oven, Bath or Block Temperature 1	96 Degrees C
Oven, Bath or Block Temperature 2	96 Degrees C
Pipette ID	ME4
Perform Calculation (0=No, 1=Yes)	0
Temperature	96 Degrees C
ID number of the thermometer	MEPREP15
Digestion Tube/Cup Lot #	J161651-263-100

Basis	Basis Description
T	Total/NA

The pound sign (#) in the amount added field denotes that the reagent was used undiluted. All calculations are performed using the stated concentration for this reagent.

METALS BATCH WORKSHEET

Lab Name: TestAmerica Savannah Job No.: 680-90686-3

SDG No.: 68090686-3

Batch Number: 278513 Batch Start Date: 05/30/13 11:45 Batch Analyst: Umbehr, Uli

Batch Method: 7471A Batch End Date: 05/30/13 17:15

Lab Sample ID	Client Sample ID	Method Chain	Basis	InitialAmount	FinalAmount	hg_icvint 00086	Hg_Int_Cal 00092	AnalysisComment	
CCV 680-278513/32		7471A, 7471B		50 mL	50 mL		0.25 mL		
CCB 680-278513/33		7471A, 7471B		50 mL	50 mL				
ICV 680-278513/35		7471A, 7471B		50 mL	50 mL	0.15 mL			
ICB 680-278513/36		7471A, 7471B		50 mL	50 mL				
CRA 680-278513/37		7471A, 7471B		50 mL	50 mL		0.02 mL	0.2 standard used.	

The pound sign (#) in the amount added field denotes that the reagent was used undiluted. All calculations are performed using the stated concentration for this reagent.

METALS BATCH WORKSHEET

Lab Name: TestAmerica Savannah Job No.: 680-90686-3

SDG No.: 68090686-3

Batch Number: 278513 Batch Start Date: 05/30/13 11:45 Batch Analyst: Umbeh, Uli

Batch Method: 7471A Batch End Date: 05/30/13 17:15

Batch Notes	
Hydroxylamine Sulfate Lot Number	3080752
Hydroxylamine Hydrochloride Lot	3127574
Aqua Regia Lot Number	3098917
Balance ID	27
Blank Soil Lot Number	2021822
Sulfuric Acid Lot Number	3056255
Lot # of hydrochloric acid	3053715
Lot # of Nitric Acid	3053246
Hood ID or number	WB2
Hot Block ID number	11, 12
Potassium Persulfate Lot Number	2939890
Potassium Permanganate Lot Number	2975605
NaCL Lot #	2980895
Nominal Amount Used	0.5 - 0.6 g g
Oven, Bath or Block Temperature 1	96 Degrees C
Oven, Bath or Block Temperature 2	96 Degrees C
Pipette ID	ME1, ME7, ME10
Repittetor Volume Check	05/07/13
Stannous Chloride Lot Number	3001829
SOP Number	ME028
ID number of the thermometer	ME9, ME10
Digestion Tube/Cup Lot #	J161651-263-100
Uncorrected Temperature	96 Celsius
Uncorrected Temperature 2	96 Celsius

Basis	Basis Description

The pound sign (#) in the amount added field denotes that the reagent was used undiluted. All calculations are performed using the stated concentration for this reagent.

METALS BATCH WORKSHEET

Lab Name: TestAmerica Savannah Job No.: 680-90686-3

SDG No.: 68090686-3

Batch Number: 278555 Batch Start Date: 05/30/13 14:32 Batch Analyst: Umbehr, Uli

Batch Method: 7471B Batch End Date: 05/30/13 17:15

Lab Sample ID	Client Sample ID	Method Chain	Basis	InitialAmount	FinalAmount	Hg_Int_Cal 00092			
MB 680-278555/1		7471B, 7471B		0.50 g	50 mL				
LCS 680-278555/2		7471B, 7471B		0.54 g	50 mL	0.25 mL			
680-90686-B-7	CV0992B-CS	7471B, 7471B	T	0.52 g	50 mL				
680-90686-B-7 MS	CV0992B-CS	7471B, 7471B	T	0.56 g	50 mL	0.1 mL			
680-90686-B-7 MSD	CV0992B-CS	7471B, 7471B	T	0.50 g	50 mL	0.1 mL			
680-90686-B-21	CV0990D-CS	7471B, 7471B	T	0.51 g	50 mL				
680-90686-B-27	CV0950A-CS-SP	7471B, 7471B	T	0.52 g	50 mL				
680-90686-A-32	CV0992B-CS (sieve)	7471B, 7471B	T	0.51 g	50 mL				
680-90686-A-33	CV0990D-CS (sieve)	7471B, 7471B	T	0.56 g	50 mL				
680-90686-A-34	CV0950A-CS (sieve)	7471B, 7471B	T	0.54 g	50 mL				

The pound sign (#) in the amount added field denotes that the reagent was used undiluted. All calculations are performed using the stated concentration for this reagent.

METALS BATCH WORKSHEET

Lab Name: TestAmerica Savannah Job No.: 680-90686-3

SDG No.: 68090686-3

Batch Number: 278555 Batch Start Date: 05/30/13 14:32 Batch Analyst: Umbehr, Uli

Batch Method: 7471B Batch End Date: 05/30/13 17:15

Batch Notes	
Hydroxylamine Sulfate Lot Number	3080752
Hydroxylamine Hydrochloride Lot	3127574
Aqua Regia Lot Number	3098917
Balance ID	27
Blank Soil Lot Number	2021822
Sulfuric Acid Lot Number	3056255
Lot # of hydrochloric acid	3053715
Lot # of Nitric Acid	3053246
Hood ID or number	WB2
Hot Block ID number	11, 12
Potassium Persulfate Lot Number	2939890
Potassium Permanganate Lot Number	2975605
NaCL Lot #	2980895
Nominal Amount Used	0.5 - 0.6 g g
Oven, Bath or Block Temperature 1	96 Degrees C
Oven, Bath or Block Temperature 2	96 Degrees C
Pipette ID	ME1, ME7, ME10
Repittetor Volume Check	05/07/13
Stannous Chloride Lot Number	3001829
SOP Number	ME028
ID number of the thermometer	ME9, ME10
Digestion Tube/Cup Lot #	J161651-263-100
Uncorrected Temperature	96 Celsius
Uncorrected Temperature 2	96 Celsius

Basis	Basis Description
T	Total/NA

The pound sign (#) in the amount added field denotes that the reagent was used undiluted. All calculations are performed using the stated concentration for this reagent.

METALS BATCH WORKSHEET

Lab Name: TestAmerica Savannah Job No.: 680-90686-3

SDG No.: 68090686-3

Batch Number: 278700 Batch Start Date: 05/31/13 13:28 Batch Analyst: Kennedy, Michael

Batch Method: 7471A Batch End Date: 06/03/13 09:07

Lab Sample ID	Client Sample ID	Method Chain	Basis	InitialAmount	FinalAmount	hg_icvint 00086	Hg_Int_Cal 00092	AnalysisComment	
CCV 680-278700/32		7471A, 7471B		50 mL	50 mL		0.25 mL		
CCB 680-278700/33		7471A, 7471B		50 mL	50 mL				
ICV 680-278700/35		7471A, 7471B		50 mL	50 mL	0.15 mL			
ICB 680-278700/36		7471A, 7471B		50 mL	50 mL				
CRA 680-278700/37		7471A, 7471B		50 mL	50 mL		0.02 mL	0.2 STANDARD USED	

The pound sign (#) in the amount added field denotes that the reagent was used undiluted. All calculations are performed using the stated concentration for this reagent.

METALS BATCH WORKSHEET

Lab Name: TestAmerica Savannah Job No.: 680-90686-3

SDG No.: 68090686-3

Batch Number: 278700 Batch Start Date: 05/31/13 13:28 Batch Analyst: Kennedy, Michael

Batch Method: 7471A Batch End Date: 06/03/13 09:07

Batch Notes	
Hydroxylamine Sulfate Lot Number	3080752
Hydroxylamine Hydrochloride Lot	3127574
Aqua Regia Lot Number	3098917
Balance ID	27
Blank Soil Lot Number	2021822
Sulfuric Acid Lot Number	3056255
Lot # of hydrochloric acid	3053715
Lot # of Nitric Acid	3053246
Hood ID or number	WB2
Hot Block ID number	11, 12
Potassium Persulfate Lot Number	2939890
Potassium Permanganate Lot Number	2975605
NaCL Lot #	2980895
Nominal Amount Used	0.5 - 0.6 g g
Oven, Bath or Block Temperature 1	96 Degrees C
Oven, Bath or Block Temperature 2	96 Degrees C
Pipette ID	ME1, ME7, ME10
Repittetor Volume Check	05/07/13
Stannous Chloride Lot Number	3001829
SOP Number	ME028
ID number of the thermometer	ME9, ME10
Digestion Tube/Cup Lot #	J161651-263-100
Uncorrected Temperature	96 Celsius
Uncorrected Temperature 2	96 Celsius

Basis	Basis Description

The pound sign (#) in the amount added field denotes that the reagent was used undiluted. All calculations are performed using the stated concentration for this reagent.

Shipping and Receiving Documents

ANALYSIS REQUEST AND CHAIN OF CUSTODY RECORD

TestAmerica

THE LEADER IN ENVIRONMENTAL TESTING

TestAmerica Savannah
5102 LaRoche Avenue
Savannah, GA 31404

Website: www.testamericainc.com
Phone: (912) 354-7858
Fax: (912) 352-0165

Alternate Laboratory Name/Location
Test Am Tampa

Phone:
Fax:


PROJECT REFERENCE <i>35th Ave Removal</i>	PROJECT NO. <i>2005148-1356</i>	PROJECT LOCATION (STATE) <i>AL</i>	MATRIX TYPE	REQUIRED ANALYSIS	PAGE <i>2</i> OF <i>3</i>
--	------------------------------------	---------------------------------------	-------------	-------------------	---------------------------

TAL (LAB) PROJECT MANAGER <i>Lisa Harvey</i>	P.O. NUMBER	CONTRACT NO.	COMPOSITE	AQUEOUS (WATER)	SOLID OR SEMISOLID	AIR	NONAQUEOUS LIQUID (OIL, SOLVENT, ...)	STANDARD REPORT DELIVERY <input type="radio"/>	DATE DUE _____
---	-------------	--------------	-----------	-----------------	--------------------	-----	---------------------------------------	--	----------------

(b) (6)

COMPANY CONTRACTING THIS WORK (if applicable)								EXPEDITED REPORT DELIVERY (SURCHARGE) <input type="radio"/>	DATE DUE _____																				
<table border="1"> <tr> <th>SAMPLE</th> <th colspan="2">SAMPLE IDENTIFICATION</th> <th>COMPOSITE</th> <th>AQUEOUS (WATER)</th> <th>SOLID OR SEMISOLID</th> <th>AIR</th> <th>NONAQUEOUS LIQUID (OIL, SOLVENT, ...)</th> <th>NUMBER OF CONTAINERS SUBMITTED</th> <th>REMARKS</th> </tr> <tr> <th>DATE</th> <th>TIME</th> <th></th> <th></th> <th></th> <th></th> <th></th> <th></th> <th></th> <th></th> </tr> </table>								SAMPLE	SAMPLE IDENTIFICATION		COMPOSITE	AQUEOUS (WATER)	SOLID OR SEMISOLID	AIR	NONAQUEOUS LIQUID (OIL, SOLVENT, ...)	NUMBER OF CONTAINERS SUBMITTED	REMARKS	DATE	TIME									<input type="radio"/> PRESERVATIVE NUMBER OF COOLERS SUBMITTED PER SHIPMENT:	DATE DUE _____
								SAMPLE	SAMPLE IDENTIFICATION		COMPOSITE	AQUEOUS (WATER)	SOLID OR SEMISOLID	AIR	NONAQUEOUS LIQUID (OIL, SOLVENT, ...)	NUMBER OF CONTAINERS SUBMITTED	REMARKS												
DATE	TIME																												

SAMPLE	SAMPLE IDENTIFICATION		COMPOSITE	AQUEOUS (WATER)	SOLID OR SEMISOLID	AIR	NONAQUEOUS LIQUID (OIL, SOLVENT, ...)	NUMBER OF CONTAINERS SUBMITTED	REMARKS
DATE	TIME								
5-22-13	0914	CV0543 B - CS - SP	C	X			X		
	0930	CV0543 C - CS - SP	C	X			X		
	1020	HP0036 A - CS - SP	C	X			X		
	1031	HP0036 B - CS - SP	C	X			X		
	1045	HP0036 C - CS - SP	C	X			X		
	1235	CV0990 A - CS	C	X			X		
	1245	CV0990 B - CS	C	X			X		
	1255	CV0990 C - CS	C	X			X		
	1310	CV0990 D - CS	C	X			X	X	
	1425	CV0996 A - CS	C	X			X		
	1455	CV1002 A - CS	C	X			X		
	1505	CV1002 B - CS	C	X			X		



RELINQUISHED BY: (SIGNATURE) <i>[Signature]</i>	DATE 5-23-13	TIME 15:30	RELINQUISHED BY: (SIGNATURE) <i>Carol McNulty</i>	DATE 5/28/13	TIME 1500	RELINQUISHED BY: (SIGNATURE)	DATE	TIME
RECEIVED BY: (SIGNATURE) <i>Carol McNulty</i>	DATE 5/29/13	TIME 0840	RECEIVED BY: (SIGNATURE)	DATE	TIME	RECEIVED BY: (SIGNATURE)	DATE	TIME

LABORATORY USE ONLY						
RECEIVED FOR LABORATORY BY: (SIGNATURE) <i>[Signature]</i>	DATE 5/29/13	TIME 0915	CUSTODY INTACT YES <input type="radio"/> NO <input type="radio"/> 2.0°C	CUSTODY SEAL NO.	SAVANNAH LOG NO. 680-90686	LABORATORY REMARKS

ANALYSIS REQUEST AND CHAIN OF CUSTODY RECORD

TestAmerica

THE LEADER IN ENVIRONMENTAL TESTING

○ TestAmerica Savannah
5102 LaRoche Avenue
Savannah, GA 31404

Website: www.testamericainc.com
Phone: (912) 354-7858
Fax: (912) 352-0165

Ⓐ Alternate Laboratory Name/Location

Test Am Tampa

Phone:
Fax:

PROJECT REFERENCE 35 th Ave Removal	PROJECT NO. 2005118-1356	PROJECT LOCATION (STATE) AL	MATRIX TYPE	REQUIRED ANALYSIS	PAGE 3 OF 3
TAL (LAB) PROJECT MANAGER Lisa Harvey	P.O. NUMBER	CONTRACT NO.	TE	STANDARD REPORT DELIVERY <input type="checkbox"/>	DATE DUE

(b) (6)

COMPOSITION				NONAQUEOUS LIQUID (OIL, SOLVENT, ...)												EXPEDITED REPORT DELIVERY (SURCHARGE) <input type="checkbox"/>		DATE DUE	
AQ				PRESERVATIVE												NUMBER OF COOLERS SUBMITTED PER SHIPMENT:		DATE DUE	

SAMPLE		SAMPLE IDENTIFICATION	COMPOSI.	AQ	SOLID OR SEMISOLID	AIR	NONAQUEOUS LIQUID (OIL, SOLVENT, ...)	NUMBER OF CONTAINERS SUBMITTED												REMARKS			
DATE	TIME																						
5-22-13	1350	CV1081A-CS	C	X			X																
	1405	CV1084A-CS	C	X			X																
	1307	CV0950A-CS-SP	C	X			X	X															
	1322	CV0950B-CS-SP	C	X			X																
	1509	CV1271A-CS-SP	C	X			X																
	1407	FM0028A-CS-SP	C	X			X																
	1721	FM0028B-CS-SP	C	X			X																
	1025	CV0992B-CS (sieve)	C	X				X															
	1310	CV0990D-CS (sieve)	C	X				X															
	1307	CV0950A-CS-SP (sieve)	C	X				X															



680-90686-03 Chain of Custody

RELINQUISHED BY: (SIGNATURE) <i>[Signature]</i>	DATE 5-23-13	TIME 1530	RELINQUISHED BY: (SIGNATURE) <i>Carol McNulty</i>	DATE 5/28/13	TIME 1500	RELINQUISHED BY: (SIGNATURE)	DATE	TIME
RECEIVED BY: (SIGNATURE) <i>Carol McNulty</i>	DATE 5/24/13	TIME 0840	RECEIVED BY: (SIGNATURE)	DATE	TIME	RECEIVED BY: (SIGNATURE)	DATE	TIME

RECEIVED FOR LABORATORY BY: (SIGNATURE) <i>[Signature]</i>	DATE 5/29/13	TIME 0745	CUSTODY INTACT YES <input type="checkbox"/> NO <input type="checkbox"/>	CUSTODY SEAL NO. 2.0°C	SAVANNAH LOG NO. 680-90686	LABORATORY REMARKS
---	-----------------	--------------	---	---------------------------	-------------------------------	--------------------

ANALYSIS REQUEST AND CHAIN OF CUSTODY RECORD

TestAmerica

680-90686

THE LEADER IN ENVIRONMENTAL TESTING

TestAmerica Savannah
5102 LaRoche Avenue
Savannah, GA 31404
Website: www.testamericainc.com
Phone: (912) 354-7858
Fax: (912) 352-0165

Alternate Laboratory Name/Location
Test America Tampa


Phone:
Fax:

PROJECT REFERENCE 35th Ave Removal	PROJECT NO. 2005148-1356	PROJECT LOCATION (STATE) AL	MATRIX TYPE	REQUIRED ANALYSIS	PAGE 1	OF 3
TAL (LAB) PROJECT MANAGER Lisa Halven	P.O. NUMBER	CONTRACT NO.	COMPOSITE (C) VLT VLEAD (V) INDICATE AQUEOUS (WATER) SOLID OR SEMISOLID AIR NONAQUEOUS LIQUID (OIL, SOLVENT, ...)	LL PAH REAS METALS	STANDARD REPORT DELIVERY DATE DUE	<input type="radio"/>

(b) (6)

COMPANY CONTRACTING THIS WORK (if applicable)	PRESERVATIVE	STANDARD REPORT DELIVERY DATE DUE	EXPEDITED REPORT DELIVERY (SURCHARGE) DATE DUE	NUMBER OF COOLERS SUBMITTED PER SHIPMENT:
---	--------------	--------------------------------------	---	---

SAMPLE		SAMPLE IDENTIFICATION	COMPOSITE (C) VLT VLEAD (V) INDICATE	AQUEOUS (WATER)	SOLID OR SEMISOLID	AIR	NONAQUEOUS LIQUID (OIL, SOLVENT, ...)	NUMBER OF CONTAINERS SUBMITTED										REMARKS	
DATE	TIME							1	2	3	4	5	6	7	8	9	10		
5-22-13	0855	CV 986A - CS	C	X			X												
	0855	CV 986A - CSD	C	X			X												
	0905	CV 986B - CS	C	X			X												
	1045	CV 991A - CS	C	X			X												
	1055	CV 991B - CS	C	X			X												
	1015	CV 992A - CS	C	X			X												
	1025	CV 992B - CS	C	X			X	X											
	0825	CV 1034A - CS	C	X			X												
	0825	CV 1034A - CSD	C	X			X												
	0930	CV 1073A - CS	C	X			X												
	0940	CV 1073B - CS	C	X			X												
	0900	CV 543A - CS-SP	C	X			X												



RELINQUISHED BY: (SIGNATURE) <i>[Signature]</i>	DATE 5-23-13	TIME 1530	RELINQUISHED BY: (SIGNATURE) <i>Carol McNulty</i>	DATE 5/28/13	TIME 1500	RELINQUISHED BY: (SIGNATURE)	DATE	TIME
RECEIVED BY: (SIGNATURE) <i>Carol McNulty</i>	DATE 5/24/13	TIME 0840	RECEIVED BY: (SIGNATURE)	DATE	TIME	RECEIVED BY: (SIGNATURE)	DATE	TIME

LABORATORY USE ONLY								
RECEIVED FOR LABORATORY BY: (SIGNATURE) <i>[Signature]</i>	DATE 5/29/13	TIME 0745	CUSTODY INTACT YES <input type="radio"/> NO <input type="radio"/>	CUSTODY SEAL NO. 2.0°C	SAVANNAH LOG NO. 680-90686	LABORATORY REMARKS 5.9°C cu07		

Login Sample Receipt Checklist

Client: Oneida Total Integrated Enterprises LLC

Job Number: 680-90686-3

SDG Number: 68090686-3

Login Number: 90686

List Source: TestAmerica Savannah

List Number: 1

Creator: Barnett, Eddie T

Question	Answer	Comment
Radioactivity wasn't checked or is \leq background as measured by a survey meter.	N/A	
The cooler's custody seal, if present, is intact.	True	
Sample custody seals, if present, are intact.	True	
The cooler or samples do not appear to have been compromised or tampered with.	True	
Samples were received on ice.	True	
Cooler Temperature is acceptable.	True	
Cooler Temperature is recorded.	True	
COC is present.	True	
COC is filled out in ink and legible.	True	
COC is filled out with all pertinent information.	True	
Is the Field Sampler's name present on COC?	N/A	
There are no discrepancies between the containers received and the COC.	True	
Samples are received within Holding Time.	True	
Sample containers have legible labels.	True	
Containers are not broken or leaking.	True	
Sample collection date/times are provided.	True	
Appropriate sample containers are used.	True	
Sample bottles are completely filled.	True	
Sample Preservation Verified.	N/A	
There is sufficient vol. for all requested analyses, incl. any requested MS/MSDs	True	
Containers requiring zero headspace have no headspace or bubble is $<6\text{mm}$ (1/4").	N/A	
Multiphasic samples are not present.	True	
Samples do not require splitting or compositing.	True	
Residual Chlorine Checked.	N/A	

Login Sample Receipt Checklist

Client: Oneida Total Integrated Enterprises LLC

Job Number: 680-90686-3

SDG Number: 68090686-3

Login Number: 90686

List Source: TestAmerica Tampa

List Number: 1

List Creation: 05/24/13 04:23 PM

Creator: McNulty, Carol

Question	Answer	Comment
Radioactivity wasn't checked or is \leq background as measured by a survey meter.	True	
The cooler's custody seal, if present, is intact.	True	
Sample custody seals, if present, are intact.	True	
The cooler or samples do not appear to have been compromised or tampered with.	True	
Samples were received on ice.	True	
Cooler Temperature is acceptable.	True	
Cooler Temperature is recorded.	True	
COC is present.	True	
COC is filled out in ink and legible.	True	
COC is filled out with all pertinent information.	True	
Is the Field Sampler's name present on COC?	True	
There are no discrepancies between the containers received and the COC.	True	
Samples are received within Holding Time.	True	
Sample containers have legible labels.	True	
Containers are not broken or leaking.	True	
Sample collection date/times are provided.	True	
Appropriate sample containers are used.	True	
Sample bottles are completely filled.	True	
Sample Preservation Verified.	True	
There is sufficient vol. for all requested analyses, incl. any requested MS/MSDs	True	
Containers requiring zero headspace have no headspace or bubble is $<6\text{mm}$ (1/4").	True	
Multiphasic samples are not present.	True	
Samples do not require splitting or compositing.	True	
Residual Chlorine Checked.	True	

TestAmerica

THE LEADER IN ENVIRONMENTAL TESTING

ANALYTICAL REPORT

TestAmerica Laboratories, Inc.

TestAmerica Savannah

5102 LaRoche Avenue

Savannah, GA 31404

Tel: (912)354-7858

TestAmerica Job ID: 680-90686-3

TestAmerica Sample Delivery Group: 68090686-3

Client Project/Site: 35th Avenue Superfund Site

For:

Oneida Total Integrated Enterprises LLC

1220 Kennestone Circle

Suite 106

Marietta, Georgia 30060

Attn: Ms. Limari F Krebs



Authorized for release by:

6/6/2013 6:23:47 PM

Bernard Kirkland, Project Manager I

(912)354-7858 e.3238

bernard.kirkland@testamericainc.com

Designee for

Lisa Harvey, Project Manager II

lisa.harvey@testamericainc.com

LINKS

Review your project
results through

TotalAccess

Have a Question?



Visit us at:

www.testamericainc.com

The test results in this report meet all 2003 NELAC and 2009 TNI requirements for accredited parameters, exceptions are noted in this report. This report may not be reproduced except in full, and with written approval from the laboratory. For questions please contact the Project Manager at the e-mail address or telephone number listed on this page.

This report has been electronically signed and authorized by the signatory. Electronic signature is intended to be the legally binding equivalent of a traditionally handwritten signature.

Results relate only to the items tested and the sample(s) as received by the laboratory.

1

2

3

4

5

6

7

8

9

10

11

12

Case Narrative

Client: Oneida Total Integrated Enterprises LLC
Project/Site: 35th Avenue Superfund Site

TestAmerica Job ID: 680-90686-3
SDG: 68090686-3

Job ID: 680-90686-3

Laboratory: TestAmerica Savannah

Narrative

CASE NARRATIVE

Client: Oneida Total Integrated Enterprises LLC

Project: 35th Avenue Superfund Site

Report Number: 680-90686-3

With the exceptions noted as flags or footnotes, standard analytical protocols were followed in the analysis of the samples and no problems were encountered or anomalies observed. In addition all laboratory quality control samples were within established control limits, with any exceptions noted below. Each sample was analyzed to achieve the lowest possible reporting limit within the constraints of the method. In some cases, due to interference or analytes present at high concentrations, samples were diluted. For diluted samples, the reporting limits are adjusted relative to the dilution required.

Calculations are performed before rounding to avoid round-off errors in calculated results.

All holding times were met and proper preservation noted for the methods performed on these samples, unless otherwise detailed in the individual sections below.

RECEIPT

The samples were received on 05/24/2013; the samples arrived in good condition, properly preserved and on ice. The temperature of the coolers at receipt was 5.9 C.

METALS (ICP)

Samples CV0992B-CS (680-90686-7), CV0990D-CS (680-90686-21), CV0950A-CS-SP (680-90686-27), CV0992B-CS (sieve) (680-90686-32), CV0990D-CS (sieve) (680-90686-33) and CV0950A-CS (sieve) (680-90686-34) were analyzed for Metals (ICP) in accordance with EPA SW-846 Method 6010C. The samples were prepared on 05/29/2013 and analyzed on 05/30/2013.

Arsenic, Barium, Chromium and Lead recovered outside the recovery criteria for the MS/MSD of sample CV0992B CS (680 90686 7) in batch 680-278654.

No other difficulties were encountered during the metals analysis.

All other quality control parameters were within the acceptance limits.

TOTAL MERCURY

Samples CV0992B-CS (680-90686-7), CV0990D-CS (680-90686-21), CV0950A-CS-SP (680-90686-27), CV0992B-CS (sieve) (680-90686-32), CV0990D-CS (sieve) (680-90686-33) and CV0950A-CS (sieve) (680-90686-34) were analyzed for total mercury in accordance with EPA SW-846 Method 7471B. The samples were prepared on 05/30/2013 and analyzed on 05/31/2013 and 06/03/2013.

Samples CV0992B-CS (680-90686-7)[2X] and CV0992B-CS (sieve) (680-90686-32)[2X] required dilution prior to analysis. The reporting limits have been adjusted accordingly.

Mercury recovered outside the recovery criteria for the MS/MSD of sample CV0992B-CS (680-90686-7) in batch 680-278923.

The presence of the '4' qualifier in the data indicates analytes where the concentration in the unspiked sample exceeded four times the spiking amount.

No other difficulties were encountered during the mercury analysis.

All other quality control parameters were within the acceptance limits.

Sample Summary

Client: Oneida Total Integrated Enterprises LLC
Project/Site: 35th Avenue Superfund Site

TestAmerica Job ID: 680-90686-3
SDG: 68090686-3

Lab Sample ID	Client Sample ID	Matrix	Collected	Received
680-90686-7	CV0992B-CS	Solid	05/22/13 10:25	05/24/13 08:40
680-90686-21	CV0990D-CS	Solid	05/22/13 13:10	05/24/13 08:40
680-90686-27	CV0950A-CS-SP	Solid	05/22/13 13:07	05/24/13 08:40
680-90686-32	CV0992B-CS (sieve)	Solid	05/22/13 10:25	05/24/13 08:40
680-90686-33	CV0990D-CS (sieve)	Solid	05/22/13 13:10	05/24/13 08:40
680-90686-34	CV0950A-CS (sieve)	Solid	05/22/13 13:07	05/24/13 08:40

1

2

3

4

5

6

7

8

9

10

11

12

Method Summary

Client: Oneida Total Integrated Enterprises LLC
Project/Site: 35th Avenue Superfund Site

TestAmerica Job ID: 680-90686-3
SDG: 68090686-3

Method	Method Description	Protocol	Laboratory
6010C	Metals (ICP)	SW846	TAL SAV
7471B	Mercury in Solid or Semisolid Waste (Manual Cold Vapor Technique)	SW846	TAL SAV
Moisture	Percent Moisture	EPA	TAL TAM
Moisture	Percent Moisture	EPA	TAL SAV

Protocol References:


EPA = US Environmental Protection Agency

SW846 = "Test Methods For Evaluating Solid Waste, Physical/Chemical Methods", Third Edition, November 1986 And Its Updates.

Laboratory References:

TAL SAV = TestAmerica Savannah, 5102 LaRoche Avenue, Savannah, GA 31404, TEL (912)354-7858

TAL TAM = TestAmerica Tampa, 6712 Benjamin Road, Suite 100, Tampa, FL 33634, TEL (813)885-7427



Definitions/Glossary

Client: Oneida Total Integrated Enterprises LLC
Project/Site: 35th Avenue Superfund Site

TestAmerica Job ID: 680-90686-3
SDG: 68090686-3

Qualifiers

Metals

Qualifier	Qualifier Description
J	Result is less than the RL but greater than or equal to the MDL and the concentration is an approximate value.
F	MS or MSD exceeds the control limits
4	MS, MSD: The analyte present in the original sample is 4 times greater than the matrix spike concentration; therefore, control limits are not applicable.
U	Indicates the analyte was analyzed for but not detected.

Glossary

Abbreviation	These commonly used abbreviations may or may not be present in this report.
□	Listed under the "D" column to designate that the result is reported on a dry weight basis
%R	Percent Recovery
CNF	Contains no Free Liquid
DER	Duplicate error ratio (normalized absolute difference)
DL, RA, RE, IN	Indicates a Dilution, Re-analysis, Re-extraction, or additional Initial metals/anion analysis of the sample
DLC	Decision level concentration
MDA	Minimum detectable activity
EDL	Estimated Detection Limit
MDC	Minimum detectable concentration
MDL	Method Detection Limit
ML	Minimum Level (Dioxin)
ND	Not detected at the reporting limit (or MDL or EDL if shown)
PQL	Practical Quantitation Limit
QC	Quality Control
RER	Relative error ratio
RL	Reporting Limit or Requested Limit (Radiochemistry)
RPD	Relative Percent Difference, a measure of the relative difference between two points
TEF	Toxicity Equivalent Factor (Dioxin)
TEQ	Toxicity Equivalent Quotient (Dioxin)

Client Sample Results

Client: Oneida Total Integrated Enterprises LLC
 Project/Site: 35th Avenue Superfund Site

TestAmerica Job ID: 680-90686-3
 SDG: 68090686-3

Client Sample ID: CV0992B-CS

Lab Sample ID: 680-90686-7

Date Collected: 05/22/13 10:25

Matrix: Solid

Date Received: 05/24/13 08:40

Percent Solids: 60.2

Method: 6010C - Metals (ICP)

Analyte	Result	Qualifier	RL	MDL	Unit	D	Prepared	Analyzed	Dil Fac
Arsenic	38		3.1	0.92	mg/Kg	☼	05/29/13 15:53	05/30/13 20:24	1
Barium	540		1.6	0.47	mg/Kg	☼	05/29/13 15:53	05/30/13 20:24	1
Cadmium	3.9		0.78	0.16	mg/Kg	☼	05/29/13 15:53	05/30/13 20:24	1
Chromium	57		1.6	0.78	mg/Kg	☼	05/29/13 15:53	05/30/13 20:24	1
Lead	570		1.6	0.82	mg/Kg	☼	05/29/13 15:53	05/30/13 20:24	1
Selenium	2.0	J	3.9	1.6	mg/Kg	☼	05/29/13 15:53	05/30/13 20:24	1
Silver	1.4	J	1.6	0.15	mg/Kg	☼	05/29/13 15:53	05/30/13 20:24	1

Method: 7471B - Mercury in Solid or Semisolid Waste (Manual Cold Vapor Technique)

Analyte	Result	Qualifier	RL	MDL	Unit	D	Prepared	Analyzed	Dil Fac
Mercury	0.76		0.064	0.026	mg/Kg	☼	05/30/13 14:32	06/03/13 13:55	2

Client Sample ID: CV0990D-CS

Lab Sample ID: 680-90686-21

Date Collected: 05/22/13 13:10

Matrix: Solid

Date Received: 05/24/13 08:40

Percent Solids: 72.4

Method: 6010C - Metals (ICP)

Analyte	Result	Qualifier	RL	MDL	Unit	D	Prepared	Analyzed	Dil Fac
Arsenic	61		2.4	0.72	mg/Kg	☼	05/29/13 15:53	05/30/13 20:56	1
Barium	260		1.2	0.37	mg/Kg	☼	05/29/13 15:53	05/30/13 20:56	1
Cadmium	3.0		0.61	0.12	mg/Kg	☼	05/29/13 15:53	05/30/13 20:56	1
Chromium	49		1.2	0.61	mg/Kg	☼	05/29/13 15:53	05/30/13 20:56	1
Lead	330		1.2	0.65	mg/Kg	☼	05/29/13 15:53	05/30/13 20:56	1
Selenium	2.1	J	3.1	1.2	mg/Kg	☼	05/29/13 15:53	05/30/13 20:56	1
Silver	0.19	J	1.2	0.12	mg/Kg	☼	05/29/13 15:53	05/30/13 20:56	1

Method: 7471B - Mercury in Solid or Semisolid Waste (Manual Cold Vapor Technique)

Analyte	Result	Qualifier	RL	MDL	Unit	D	Prepared	Analyzed	Dil Fac
Mercury	0.52		0.027	0.011	mg/Kg	☼	05/30/13 14:32	05/31/13 18:16	1

Client Sample ID: CV0950A-CS-SP

Lab Sample ID: 680-90686-27

Date Collected: 05/22/13 13:07

Matrix: Solid

Date Received: 05/24/13 08:40

Percent Solids: 67.4

Method: 6010C - Metals (ICP)

Analyte	Result	Qualifier	RL	MDL	Unit	D	Prepared	Analyzed	Dil Fac
Arsenic	34		2.9	0.86	mg/Kg	☼	05/29/13 15:53	05/30/13 21:00	1
Barium	280		1.5	0.44	mg/Kg	☼	05/29/13 15:53	05/30/13 21:00	1
Cadmium	1.6		0.73	0.15	mg/Kg	☼	05/29/13 15:53	05/30/13 21:00	1
Chromium	43		1.5	0.73	mg/Kg	☼	05/29/13 15:53	05/30/13 21:00	1
Lead	270		1.5	0.77	mg/Kg	☼	05/29/13 15:53	05/30/13 21:00	1
Selenium	1.5	J	3.6	1.5	mg/Kg	☼	05/29/13 15:53	05/30/13 21:00	1
Silver	1.3	J	1.5	0.14	mg/Kg	☼	05/29/13 15:53	05/30/13 21:00	1

Method: 7471B - Mercury in Solid or Semisolid Waste (Manual Cold Vapor Technique)

Analyte	Result	Qualifier	RL	MDL	Unit	D	Prepared	Analyzed	Dil Fac
Mercury	0.22		0.029	0.012	mg/Kg	☼	05/30/13 14:32	05/31/13 18:18	1

TestAmerica Savannah

Client Sample Results

Client: Oneida Total Integrated Enterprises LLC
 Project/Site: 35th Avenue Superfund Site

TestAmerica Job ID: 680-90686-3
 SDG: 68090686-3

Client Sample ID: CV0992B-CS (sieve)

Lab Sample ID: 680-90686-32

Date Collected: 05/22/13 10:25

Matrix: Solid

Date Received: 05/24/13 08:40

Percent Solids: 79.1

Method: 6010C - Metals (ICP)

Analyte	Result	Qualifier	RL	MDL	Unit	D	Prepared	Analyzed	Dil Fac
Arsenic	41		2.3	0.67	mg/Kg	☼	05/29/13 15:53	05/30/13 21:05	1
Barium	560		1.1	0.34	mg/Kg	☼	05/29/13 15:53	05/30/13 21:05	1
Cadmium	4.4		0.57	0.11	mg/Kg	☼	05/29/13 15:53	05/30/13 21:05	1
Chromium	63		1.1	0.57	mg/Kg	☼	05/29/13 15:53	05/30/13 21:05	1
Lead	610		1.1	0.60	mg/Kg	☼	05/29/13 15:53	05/30/13 21:05	1
Selenium	1.4	J	2.8	1.1	mg/Kg	☼	05/29/13 15:53	05/30/13 21:05	1
Silver	1.6		1.1	0.11	mg/Kg	☼	05/29/13 15:53	05/30/13 21:05	1

Method: 7471B - Mercury in Solid or Semisolid Waste (Manual Cold Vapor Technique)

Analyte	Result	Qualifier	RL	MDL	Unit	D	Prepared	Analyzed	Dil Fac
Mercury	0.82		0.050	0.020	mg/Kg	☼	05/30/13 14:32	06/03/13 14:03	2

Client Sample ID: CV0990D-CS (sieve)

Lab Sample ID: 680-90686-33

Date Collected: 05/22/13 13:10

Matrix: Solid

Date Received: 05/24/13 08:40

Percent Solids: 82.1

Method: 6010C - Metals (ICP)

Analyte	Result	Qualifier	RL	MDL	Unit	D	Prepared	Analyzed	Dil Fac
Arsenic	64		2.2	0.64	mg/Kg	☼	05/29/13 15:53	05/30/13 21:10	1
Barium	280		1.1	0.33	mg/Kg	☼	05/29/13 15:53	05/30/13 21:10	1
Cadmium	3.4		0.54	0.11	mg/Kg	☼	05/29/13 15:53	05/30/13 21:10	1
Chromium	54		1.1	0.54	mg/Kg	☼	05/29/13 15:53	05/30/13 21:10	1
Lead	380		1.1	0.58	mg/Kg	☼	05/29/13 15:53	05/30/13 21:10	1
Selenium	1.4	J	2.7	1.1	mg/Kg	☼	05/29/13 15:53	05/30/13 21:10	1
Silver	0.22	J	1.1	0.10	mg/Kg	☼	05/29/13 15:53	05/30/13 21:10	1

Method: 7471B - Mercury in Solid or Semisolid Waste (Manual Cold Vapor Technique)

Analyte	Result	Qualifier	RL	MDL	Unit	D	Prepared	Analyzed	Dil Fac
Mercury	0.52		0.022	0.0089	mg/Kg	☼	05/30/13 14:32	05/31/13 18:24	1

Client Sample ID: CV0950A-CS (sieve)

Lab Sample ID: 680-90686-34

Date Collected: 05/22/13 13:07

Matrix: Solid

Date Received: 05/24/13 08:40

Percent Solids: 75.8

Method: 6010C - Metals (ICP)

Analyte	Result	Qualifier	RL	MDL	Unit	D	Prepared	Analyzed	Dil Fac
Arsenic	34		2.5	0.73	mg/Kg	☼	05/29/13 15:53	05/30/13 21:14	1
Barium	250		1.2	0.37	mg/Kg	☼	05/29/13 15:53	05/30/13 21:14	1
Cadmium	2.4		0.62	0.12	mg/Kg	☼	05/29/13 15:53	05/30/13 21:14	1
Chromium	42		1.2	0.62	mg/Kg	☼	05/29/13 15:53	05/30/13 21:14	1
Lead	410		1.2	0.65	mg/Kg	☼	05/29/13 15:53	05/30/13 21:14	1
Selenium	1.5	J	3.1	1.2	mg/Kg	☼	05/29/13 15:53	05/30/13 21:14	1
Silver	2.7		1.2	0.12	mg/Kg	☼	05/29/13 15:53	05/30/13 21:14	1

Method: 7471B - Mercury in Solid or Semisolid Waste (Manual Cold Vapor Technique)

Analyte	Result	Qualifier	RL	MDL	Unit	D	Prepared	Analyzed	Dil Fac
Mercury	0.31		0.024	0.010	mg/Kg	☼	05/30/13 14:32	05/31/13 18:26	1

QC Sample Results

Client: Oneida Total Integrated Enterprises LLC
 Project/Site: 35th Avenue Superfund Site

TestAmerica Job ID: 680-90686-3
 SDG: 68090686-3

Method: 6010C - Metals (ICP)

Lab Sample ID: MB 680-278383/1-A
Matrix: Solid
Analysis Batch: 278654

Client Sample ID: Method Blank
Prep Type: Total/NA
Prep Batch: 278383

Analyte	MB Result	MB Qualifier	RL	MDL	Unit	D	Prepared	Analyzed	Dil Fac
Arsenic	2.0	U	2.0	0.58	mg/Kg		05/29/13 15:53	05/30/13 20:15	1
Barium	0.99	U	0.99	0.30	mg/Kg		05/29/13 15:53	05/30/13 20:15	1
Cadmium	0.50	U	0.50	0.099	mg/Kg		05/29/13 15:53	05/30/13 20:15	1
Chromium	0.99	U	0.99	0.50	mg/Kg		05/29/13 15:53	05/30/13 20:15	1
Lead	0.99	U	0.99	0.52	mg/Kg		05/29/13 15:53	05/30/13 20:15	1
Selenium	2.5	U	2.5	0.99	mg/Kg		05/29/13 15:53	05/30/13 20:15	1
Silver	0.99	U	0.99	0.095	mg/Kg		05/29/13 15:53	05/30/13 20:15	1

Lab Sample ID: LCS 680-278383/2-A
Matrix: Solid
Analysis Batch: 278654

Client Sample ID: Lab Control Sample
Prep Type: Total/NA
Prep Batch: 278383

Analyte	Spike Added	LCS Result	LCS Qualifier	Unit	D	%Rec	%Rec. Limits
Arsenic	10.0	10.6		mg/Kg		106	75 - 125
Barium	10.0	9.90		mg/Kg		99	75 - 125
Cadmium	5.00	5.07		mg/Kg		101	75 - 125
Chromium	10.0	10.1		mg/Kg		101	75 - 125
Lead	5.00	5.03		mg/Kg		101	75 - 125
Selenium	10.0	9.93		mg/Kg		99	75 - 125
Silver	5.00	5.40		mg/Kg		108	75 - 125

Lab Sample ID: 680-90686-7 MS
Matrix: Solid
Analysis Batch: 278654

Client Sample ID: CV0992B-CS
Prep Type: Total/NA
Prep Batch: 278383

Analyte	Sample Result	Sample Qualifier	Spike Added	MS Result	MS Qualifier	Unit	D	%Rec	%Rec. Limits
Arsenic	38		15.4	58.4	F	mg/Kg	☼	135	75 - 125
Barium	540		15.4	598	4	mg/Kg	☼	386	75 - 125
Cadmium	3.9		7.69	11.6		mg/Kg	☼	100	75 - 125
Chromium	57		15.4	84.7	F	mg/Kg	☼	180	75 - 125
Lead	570		7.69	645	4	mg/Kg	☼	1014	75 - 125
Selenium	2.0	J	15.4	16.3		mg/Kg	☼	93	75 - 125
Silver	1.4	J	7.69	9.70		mg/Kg	☼	108	75 - 125

Lab Sample ID: 680-90686-7 MSD
Matrix: Solid
Analysis Batch: 278654

Client Sample ID: CV0992B-CS
Prep Type: Total/NA
Prep Batch: 278383

Analyte	Sample Result	Sample Qualifier	Spike Added	MSD Result	MSD Qualifier	Unit	D	%Rec	%Rec. Limits	RPD	RPD Limit
Arsenic	38		15.4	57.2	F	mg/Kg	☼	127	75 - 125	2	20
Barium	540		15.4	597	4	mg/Kg	☼	380	75 - 125	0	20
Cadmium	3.9		7.69	11.4		mg/Kg	☼	97	75 - 125	2	20
Chromium	57		15.4	80.2	F	mg/Kg	☼	150	75 - 125	6	20
Lead	570		7.69	634	4	mg/Kg	☼	870	75 - 125	2	20
Selenium	2.0	J	15.4	15.3		mg/Kg	☼	86	75 - 125	6	20
Silver	1.4	J	7.69	9.47		mg/Kg	☼	105	75 - 125	2	20

QC Sample Results

Client: Oneida Total Integrated Enterprises LLC
 Project/Site: 35th Avenue Superfund Site

TestAmerica Job ID: 680-90686-3
 SDG: 68090686-3

Method: 7471B - Mercury in Solid or Semisolid Waste (Manual Cold Vapor Technique)

Lab Sample ID: MB 680-278555/1-A
Matrix: Solid
Analysis Batch: 278834

Client Sample ID: Method Blank
Prep Type: Total/NA
Prep Batch: 278555

Analyte	MB Result	MB Qualifier	RL	MDL	Unit	D	Prepared	Analyzed	Dil Fac
Mercury	0.020	U	0.020	0.0082	mg/Kg		05/30/13 14:32	05/31/13 18:03	1

Lab Sample ID: LCS 680-278555/2-A
Matrix: Solid
Analysis Batch: 278834

Client Sample ID: Lab Control Sample
Prep Type: Total/NA
Prep Batch: 278555

Analyte	Spike Added	LCS Result	LCS Qualifier	Unit	D	%Rec	%Rec. Limits
Mercury	0.231	0.247		mg/Kg		107	80 - 120

Lab Sample ID: 680-90686-7 MS
Matrix: Solid
Analysis Batch: 278923

Client Sample ID: CV0992B-CS
Prep Type: Total/NA
Prep Batch: 278555

Analyte	Sample Result	Sample Qualifier	Spike Added	MS Result	MS Qualifier	Unit	D	%Rec	%Rec. Limits
Mercury	0.76		0.148	0.994	4	mg/Kg	☼	157	80 - 120

Lab Sample ID: 680-90686-7 MSD
Matrix: Solid
Analysis Batch: 278923

Client Sample ID: CV0992B-CS
Prep Type: Total/NA
Prep Batch: 278555

Analyte	Sample Result	Sample Qualifier	Spike Added	MSD Result	MSD Qualifier	Unit	D	%Rec	%Rec. Limits	RPD	RPD Limit
Mercury	0.76		0.166	1.02	4	mg/Kg	☼	154	80 - 120	2	20

QC Association Summary

Client: Oneida Total Integrated Enterprises LLC
 Project/Site: 35th Avenue Superfund Site

TestAmerica Job ID: 680-90686-3
 SDG: 68090686-3

Metals

Prep Batch: 278383

Lab Sample ID	Client Sample ID	Prep Type	Matrix	Method	Prep Batch
680-90686-7	CV0992B-CS	Total/NA	Solid	3050B	
680-90686-7 MS	CV0992B-CS	Total/NA	Solid	3050B	
680-90686-7 MSD	CV0992B-CS	Total/NA	Solid	3050B	
680-90686-21	CV0990D-CS	Total/NA	Solid	3050B	
680-90686-27	CV0950A-CS-SP	Total/NA	Solid	3050B	
680-90686-32	CV0992B-CS (sieve)	Total/NA	Solid	3050B	
680-90686-33	CV0990D-CS (sieve)	Total/NA	Solid	3050B	
680-90686-34	CV0950A-CS (sieve)	Total/NA	Solid	3050B	
LCS 680-278383/2-A	Lab Control Sample	Total/NA	Solid	3050B	
MB 680-278383/1-A	Method Blank	Total/NA	Solid	3050B	

Prep Batch: 278555

Lab Sample ID	Client Sample ID	Prep Type	Matrix	Method	Prep Batch
680-90686-7	CV0992B-CS	Total/NA	Solid	7471B	
680-90686-7 MS	CV0992B-CS	Total/NA	Solid	7471B	
680-90686-7 MSD	CV0992B-CS	Total/NA	Solid	7471B	
680-90686-21	CV0990D-CS	Total/NA	Solid	7471B	
680-90686-27	CV0950A-CS-SP	Total/NA	Solid	7471B	
680-90686-32	CV0992B-CS (sieve)	Total/NA	Solid	7471B	
680-90686-33	CV0990D-CS (sieve)	Total/NA	Solid	7471B	
680-90686-34	CV0950A-CS (sieve)	Total/NA	Solid	7471B	
LCS 680-278555/2-A	Lab Control Sample	Total/NA	Solid	7471B	
MB 680-278555/1-A	Method Blank	Total/NA	Solid	7471B	

Analysis Batch: 278654

Lab Sample ID	Client Sample ID	Prep Type	Matrix	Method	Prep Batch
680-90686-7	CV0992B-CS	Total/NA	Solid	6010C	278383
680-90686-7 MS	CV0992B-CS	Total/NA	Solid	6010C	278383
680-90686-7 MSD	CV0992B-CS	Total/NA	Solid	6010C	278383
680-90686-21	CV0990D-CS	Total/NA	Solid	6010C	278383
680-90686-27	CV0950A-CS-SP	Total/NA	Solid	6010C	278383
680-90686-32	CV0992B-CS (sieve)	Total/NA	Solid	6010C	278383
680-90686-33	CV0990D-CS (sieve)	Total/NA	Solid	6010C	278383
680-90686-34	CV0950A-CS (sieve)	Total/NA	Solid	6010C	278383
LCS 680-278383/2-A	Lab Control Sample	Total/NA	Solid	6010C	278383
MB 680-278383/1-A	Method Blank	Total/NA	Solid	6010C	278383

Analysis Batch: 278834

Lab Sample ID	Client Sample ID	Prep Type	Matrix	Method	Prep Batch
680-90686-21	CV0990D-CS	Total/NA	Solid	7471B	278555
680-90686-27	CV0950A-CS-SP	Total/NA	Solid	7471B	278555
680-90686-33	CV0990D-CS (sieve)	Total/NA	Solid	7471B	278555
680-90686-34	CV0950A-CS (sieve)	Total/NA	Solid	7471B	278555
LCS 680-278555/2-A	Lab Control Sample	Total/NA	Solid	7471B	278555
MB 680-278555/1-A	Method Blank	Total/NA	Solid	7471B	278555

Analysis Batch: 278923

Lab Sample ID	Client Sample ID	Prep Type	Matrix	Method	Prep Batch
680-90686-7	CV0992B-CS	Total/NA	Solid	7471B	278555
680-90686-7 MS	CV0992B-CS	Total/NA	Solid	7471B	278555
680-90686-7 MSD	CV0992B-CS	Total/NA	Solid	7471B	278555

TestAmerica Savannah

QC Association Summary

Client: Oneida Total Integrated Enterprises LLC
Project/Site: 35th Avenue Superfund Site

TestAmerica Job ID: 680-90686-3
SDG: 68090686-3

Metals (Continued)

Analysis Batch: 278923 (Continued)

Lab Sample ID	Client Sample ID	Prep Type	Matrix	Method	Prep Batch
680-90686-32	CV0992B-CS (sieve)	Total/NA	Solid	7471B	278555

General Chemistry

Analysis Batch: 137827

Lab Sample ID	Client Sample ID	Prep Type	Matrix	Method	Prep Batch
680-90686-7	CV0992B-CS	Total/NA	Solid	Moisture	
680-90686-21	CV0990D-CS	Total/NA	Solid	Moisture	
680-90686-27	CV0950A-CS-SP	Total/NA	Solid	Moisture	

Analysis Batch: 278400

Lab Sample ID	Client Sample ID	Prep Type	Matrix	Method	Prep Batch
680-90686-32	CV0992B-CS (sieve)	Total/NA	Solid	Moisture	
680-90686-33	CV0990D-CS (sieve)	Total/NA	Solid	Moisture	
680-90686-34	CV0950A-CS (sieve)	Total/NA	Solid	Moisture	

Lab Chronicle

Client: Oneida Total Integrated Enterprises LLC
 Project/Site: 35th Avenue Superfund Site

TestAmerica Job ID: 680-90686-3
 SDG: 68090686-3

Client Sample ID: CV0992B-CS

Lab Sample ID: 680-90686-7

Date Collected: 05/22/13 10:25

Matrix: Solid

Date Received: 05/24/13 08:40

Percent Solids: 60.2

Prep Type	Batch Type	Batch Method	Run	Dilution Factor	Batch Number	Prepared or Analyzed	Analyst	Lab
Total/NA	Prep	3050B			278383	05/29/13 15:53	JKL	TAL SAV
Total/NA	Analysis	6010C		1	278654	05/30/13 20:24	BCB	TAL SAV
Total/NA	Prep	7471B			278555	05/30/13 14:32	UU	TAL SAV
Total/NA	Analysis	7471B		2	278923	06/03/13 13:55	BCB	TAL SAV
Total/NA	Analysis	Moisture		1	137827	05/28/13 10:54	AG	TAL TAM

Client Sample ID: CV0990D-CS

Lab Sample ID: 680-90686-21

Date Collected: 05/22/13 13:10

Matrix: Solid

Date Received: 05/24/13 08:40

Percent Solids: 72.4

Prep Type	Batch Type	Batch Method	Run	Dilution Factor	Batch Number	Prepared or Analyzed	Analyst	Lab
Total/NA	Prep	3050B			278383	05/29/13 15:53	JKL	TAL SAV
Total/NA	Analysis	6010C		1	278654	05/30/13 20:56	BCB	TAL SAV
Total/NA	Prep	7471B			278555	05/30/13 14:32	UU	TAL SAV
Total/NA	Analysis	7471B		1	278834	05/31/13 18:16	BCB	TAL SAV
Total/NA	Analysis	Moisture		1	137827	05/28/13 10:54	AG	TAL TAM

Client Sample ID: CV0950A-CS-SP

Lab Sample ID: 680-90686-27

Date Collected: 05/22/13 13:07

Matrix: Solid

Date Received: 05/24/13 08:40

Percent Solids: 67.4

Prep Type	Batch Type	Batch Method	Run	Dilution Factor	Batch Number	Prepared or Analyzed	Analyst	Lab
Total/NA	Prep	3050B			278383	05/29/13 15:53	JKL	TAL SAV
Total/NA	Analysis	6010C		1	278654	05/30/13 21:00	BCB	TAL SAV
Total/NA	Prep	7471B			278555	05/30/13 14:32	UU	TAL SAV
Total/NA	Analysis	7471B		1	278834	05/31/13 18:18	BCB	TAL SAV
Total/NA	Analysis	Moisture		1	137827	05/28/13 10:54	AG	TAL TAM

Client Sample ID: CV0992B-CS (sieve)

Lab Sample ID: 680-90686-32

Date Collected: 05/22/13 10:25

Matrix: Solid

Date Received: 05/24/13 08:40

Percent Solids: 79.1

Prep Type	Batch Type	Batch Method	Run	Dilution Factor	Batch Number	Prepared or Analyzed	Analyst	Lab
Total/NA	Prep	3050B			278383	05/29/13 15:53	JKL	TAL SAV
Total/NA	Analysis	6010C		1	278654	05/30/13 21:05	BCB	TAL SAV
Total/NA	Prep	7471B			278555	05/30/13 14:32	UU	TAL SAV
Total/NA	Analysis	7471B		2	278923	06/03/13 14:03	BCB	TAL SAV
Total/NA	Analysis	Moisture		1	278400	05/29/13 18:11	FS	TAL SAV

Lab Chronicle

Client: Oneida Total Integrated Enterprises LLC
 Project/Site: 35th Avenue Superfund Site

TestAmerica Job ID: 680-90686-3
 SDG: 68090686-3

Client Sample ID: CV0990D-CS (sieve)

Lab Sample ID: 680-90686-33

Date Collected: 05/22/13 13:10

Matrix: Solid

Date Received: 05/24/13 08:40

Percent Solids: 82.1

Prep Type	Batch Type	Batch Method	Run	Dilution Factor	Batch Number	Prepared or Analyzed	Analyst	Lab
Total/NA	Prep	3050B			278383	05/29/13 15:53	JKL	TAL SAV
Total/NA	Analysis	6010C		1	278654	05/30/13 21:10	BCB	TAL SAV
Total/NA	Prep	7471B			278555	05/30/13 14:32	UU	TAL SAV
Total/NA	Analysis	7471B		1	278834	05/31/13 18:24	BCB	TAL SAV
Total/NA	Analysis	Moisture		1	278400	05/29/13 18:11	FS	TAL SAV

Client Sample ID: CV0950A-CS (sieve)

Lab Sample ID: 680-90686-34

Date Collected: 05/22/13 13:07

Matrix: Solid

Date Received: 05/24/13 08:40

Percent Solids: 75.8

Prep Type	Batch Type	Batch Method	Run	Dilution Factor	Batch Number	Prepared or Analyzed	Analyst	Lab
Total/NA	Prep	3050B			278383	05/29/13 15:53	JKL	TAL SAV
Total/NA	Analysis	6010C		1	278654	05/30/13 21:14	BCB	TAL SAV
Total/NA	Prep	7471B			278555	05/30/13 14:32	UU	TAL SAV
Total/NA	Analysis	7471B		1	278834	05/31/13 18:26	BCB	TAL SAV
Total/NA	Analysis	Moisture		1	278400	05/29/13 18:11	FS	TAL SAV

Laboratory References:

TAL SAV = TestAmerica Savannah, 5102 LaRoche Avenue, Savannah, GA 31404, TEL (912)354-7858

TAL TAM = TestAmerica Tampa, 6712 Benjamin Road, Suite 100, Tampa, FL 33634, TEL (813)885-7427

ANALYSIS REQUEST AND CHAIN OF CUSTODY RECORD

TestAmerica

THE LEADER IN ENVIRONMENTAL TESTING

TestAmerica Savannah
5102 LaRoche Avenue
Savannah, GA 31404

Website: www.testamericainc.com
Phone: (912) 354-7858
Fax: (912) 352-0165

Alternate Laboratory Name/Location

Test Am Tampa

Phone:
Fax:

PROJECT REFERENCE <i>35th Ave Removal</i>	PROJECT NO. <i>2005148-1356</i>	PROJECT LOCATION (STATE) <i>AL</i>	MATRIX TYPE	REQUIRED ANALYSIS	PAGE <i>2</i> OF <i>3</i>
TAL (LAB) PROJECT MANAGER <i>Lisa Harvey</i>	P.O. NUMBER	CONTRACT NO.	DATE	STANDARD REPORT DELIVERY <input type="radio"/>	DATE DUE _____

(b) (6)

COMPANY CONTRACTING THIS WORK (if applicable)	COMPOSITE	AQUEOUS (WATER)	SOLID OR SEMISOLID	AIR	NONAQUEOUS LIQUID (OIL, SOLVENT, ...)	LLPAH	REAS/Methods	PRESERVATIVE	EXPEDITED REPORT DELIVERY (SURCHARGE) <input type="radio"/>	DATE DUE _____	NUMBER OF COOLERS SUBMITTED PER SHIPMENT:
---	-----------	-----------------	--------------------	-----	---------------------------------------	-------	--------------	--------------	---	----------------	---

SAMPLE DATE	SAMPLE TIME	SAMPLE IDENTIFICATION	COMPOSITE	AQUEOUS (WATER)	SOLID OR SEMISOLID	AIR	NONAQUEOUS LIQUID (OIL, SOLVENT, ...)	NUMBER OF CONTAINERS SUBMITTED				REMARKS
5-22-B	0914	CV#543 B - CS - SP	C	X			X					
	0930	CV#543 C - CS - SP	C	X			X					
	1000	HP#036 A - CS - SP	C	X			X					
	1031	HP#036 B - CS - SP	C	X			X					
	1045	HP#036 C - CS - SP	C	X			X					
	1235	CV#990 A - CS	C	X			X					
	1245	CV#990 B - CS	C	X			X					
	1255	CV#990 C - CS	C	X			X					
	1310	CV#990 D - CS	C	X			X	X				
	1425	CV#996 A - CS	C	X			X					
	1455	CV 1002 A - CS	C	X			X					
	1505	CV 1002 B - CS	C	X			X					



RELINQUISHED BY: (SIGNATURE) <i>[Signature]</i>	DATE <i>5-23-13</i>	TIME <i>1530</i>	RELINQUISHED BY: (SIGNATURE) <i>Carol McHulley</i>	DATE <i>5/28/13</i>	TIME <i>1500</i>	RELINQUISHED BY: (SIGNATURE)	DATE	TIME
RECEIVED BY: (SIGNATURE) <i>Carol McHulley</i>	DATE <i>5/24/13</i>	TIME <i>0840</i>	RECEIVED BY: (SIGNATURE)	DATE	TIME	RECEIVED BY: (SIGNATURE)	DATE	TIME

RECEIVED FOR LABORATORY BY: (SIGNATURE) <i>[Signature]</i>	DATE <i>5/24/13</i>	TIME <i>0745</i>	CUSTODY INTACT YES <input type="radio"/> NO <input type="radio"/>	CUSTODY SEAL NO. <i>2.0°C</i>	SAVANNAH LOG NO. <i>680-90686</i>	LABORATORY REMARKS
---	------------------------	---------------------	---	----------------------------------	--------------------------------------	--------------------

Page 14 of 20

6/6/2013



ANALYSIS REQUEST AND CHAIN OF CUSTODY RECORD

TestAmerica

THE LEADER IN ENVIRONMENTAL TESTING

680-90686

TestAmerica Savannah
5102 LaRoche Avenue
Savannah, GA 31404

Website: www.testamericainc.com
Phone: (912) 354-7858
Fax: (912) 352-0165

Alternate Laboratory Name/Location
Test America Tampa

Phone:
Fax:

PROJECT REFERENCE 35m Ave Removal	PROJECT NO. 200548-1356	PROJECT LOCATION (STATE) AL	MATRIX TYPE	REQUIRED ANALYSIS	PAGE 1 OF 3
--------------------------------------	----------------------------	--------------------------------	-------------	-------------------	-------------

TAL (LAB) PROJECT MANAGER Lisa Halverson	P.O. NUMBER	CONTRACT NO.	STANDARD REPORT DELIVERY <input type="radio"/>	DATE DUE	EXPEDITED REPORT DELIVERY (SURCHARGE) <input type="radio"/>	DATE DUE	NUMBER OF COOLERS SUBMITTED PER SHIPMENT:
---	-------------	--------------	--	----------	---	----------	---

(b) (6)

COMPANY CONTRACTING THIS WORK (if applicable)	COMPOSITE <input type="checkbox"/> OR UNGRADED <input type="checkbox"/> INDICATE	AQUEOUS (WATER) <input type="checkbox"/>	SOLID OR SEMISOLID <input type="checkbox"/>	AIR <input type="checkbox"/>	NONAQUEOUS LIQUID (OIL, SOLVENT, ...)	LL 8414	RECAPS removed	PRESERVATIVE
---	--	--	---	------------------------------	---------------------------------------	---------	----------------	---------------------

NUMBER OF CONTAINERS SUBMITTED	REMARKS
--------------------------------	---------

SAMPLE DATE	SAMPLE TIME	SAMPLE IDENTIFICATION	COMPOSITE	AQUEOUS (WATER)	SOLID OR SEMISOLID	AIR	NONAQUEOUS LIQUID (OIL, SOLVENT, ...)	NUMBER OF CONTAINERS SUBMITTED				REMARKS
5-22-13	0855	CV 986A-CS	C	X			X					
	0855	CV 986A-CSD	C	X			X					
	0905	CV 986B-CS	C	X			X					
	1045	CV 991A-CS	C	X			X					
	1055	CV 991B-CS	C	X			X					
	1015	CV 992A-CS	C	X			X					
	1025	CV 992B-CS	C	X			X	X				
	0825	CV 1034A-CS	C	X			X					
	0825	CV 1034A-CSD	C	X			X					
	0930	CV 1073A-CS	C	X			X					
	0940	CV 1073B-CS	C	X			X					
	0900	CV 543A-CS-SP	C	X			X					



RELINQUISHED BY: (SIGNATURE) <i>[Signature]</i>	DATE 5-23-13	TIME 1530	RELINQUISHED BY: (SIGNATURE) <i>Carol McNulty</i>	DATE 5/28/13	TIME 1500	RELINQUISHED BY: (SIGNATURE)	DATE	TIME
RECEIVED BY: (SIGNATURE) <i>Carol McNulty</i>	DATE 5/24/13	TIME 0840	RECEIVED BY: (SIGNATURE)	DATE	TIME	RECEIVED BY: (SIGNATURE)	DATE	TIME

RECEIVED FOR LABORATORY BY: (SIGNATURE) <i>[Signature]</i>	DATE 5/29/13	TIME 0745	CUSTODY INTACT YES <input type="radio"/> NO <input type="radio"/>	CUSTODY SEAL NO. 2.0°C	SAVANNAH LOG NO. 680-90686	LABORATORY REMARKS 5.9°C cu07
---	-----------------	--------------	---	---------------------------	-------------------------------	----------------------------------

Page 16 of 20

6/6/2013



Login Sample Receipt Checklist

Client: Oneida Total Integrated Enterprises LLC

Job Number: 680-90686-3

SDG Number: 68090686-3

Login Number: 90686

List Number: 1

Creator: Barnett, Eddie T

List Source: TestAmerica Savannah

Question	Answer	Comment
Radioactivity wasn't checked or is <=/ background as measured by a survey meter.	N/A	
The cooler's custody seal, if present, is intact.	True	
Sample custody seals, if present, are intact.	True	
The cooler or samples do not appear to have been compromised or tampered with.	True	
Samples were received on ice.	True	
Cooler Temperature is acceptable.	True	
Cooler Temperature is recorded.	True	
COC is present.	True	
COC is filled out in ink and legible.	True	
COC is filled out with all pertinent information.	True	
Is the Field Sampler's name present on COC?	N/A	
There are no discrepancies between the containers received and the COC.	True	
Samples are received within Holding Time.	True	
Sample containers have leg ble labels.	True	
Containers are not broken or leaking.	True	
Sample collection date/times are provided.	True	
Appropriate sample containers are used.	True	
Sample bottles are completely filled.	True	
Sample Preservation Verified.	N/A	
There is sufficient vol. for all requested analyses, incl. any requested MS/MSDs	True	
Containers requiring zero headspace have no headspace or bubble is <6mm (1/4").	N/A	
Multiphasic samples are not present.	True	
Samples do not require splitting or compositing.	True	
Residual Chlorine Checked.	N/A	

Login Sample Receipt Checklist

Client: Oneida Total Integrated Enterprises LLC

Job Number: 680-90686-3

SDG Number: 68090686-3

Login Number: 90686

List Number: 1

Creator: McNulty, Carol

List Source: TestAmerica Tampa

List Creation: 05/24/13 04:23 PM

Question	Answer	Comment
Radioactivity wasn't checked or is <=/ background as measured by a survey meter.	True	
The cooler's custody seal, if present, is intact.	True	
Sample custody seals, if present, are intact.	True	
The cooler or samples do not appear to have been compromised or tampered with.	True	
Samples were received on ice.	True	
Cooler Temperature is acceptable.	True	
Cooler Temperature is recorded.	True	
COC is present.	True	
COC is filled out in ink and legible.	True	
COC is filled out with all pertinent information.	True	
Is the Field Sampler's name present on COC?	True	
There are no discrepancies between the containers received and the COC.	True	
Samples are received within Holding Time.	True	
Sample containers have leg ble labels.	True	
Containers are not broken or leaking.	True	
Sample collection date/times are provided.	True	
Appropriate sample containers are used.	True	
Sample bottles are completely filled.	True	
Sample Preservation Verified.	True	
There is sufficient vol. for all requested analyses, incl. any requested MS/MSDs	True	
Containers requiring zero headspace have no headspace or bubble is <6mm (1/4").	True	
Multiphasic samples are not present.	True	
Samples do not require splitting or compositing.	True	
Residual Chlorine Checked.	True	



Certification Summary

Client: Oneida Total Integrated Enterprises LLC
 Project/Site: 35th Avenue Superfund Site

TestAmerica Job ID: 680-90686-3
 SDG: 68090686-3

Laboratory: TestAmerica Savannah

All certifications held by this laboratory are listed. Not all certifications are applicable to this report.

Authority	Program	EPA Region	Certification ID	Expiration Date
A2LA	DoD ELAP		399.01	07-31-13
Alabama	State Program	4	41450	06-30-13
Alaska (UST)	State Program	10	UST-104	06-19-13
Arkansas DEQ	State Program	6	88-0692	02-01-13 *
California	NELAP	9	3217CA	07-31-13
Colorado	State Program	8	N/A	12-31-13
Florida	NELAP	4	E87052	06-30-13
GA Dept. of Agriculture	State Program	4	N/A	12-31-13
Georgia	State Program	4	N/A	06-30-13
Georgia	State Program	4	803	06-30-13
Hawaii	State Program	9	N/A	06-30-13
Illinois	NELAP	5	200022	11-30-13
Indiana	State Program	5	N/A	06-30-13
Iowa	State Program	7	353	07-01-13 *
Kentucky	State Program	4	90084	12-31-12 *
Kentucky (UST)	State Program	4	18	03-31-13 *
Louisiana	NELAP	6	30690	06-30-13
Louisiana	NELAP	6	LA100015	12-31-13
Maine	State Program	1	GA00006	08-16-14
Maryland	State Program	3	250	12-31-13
Massachusetts	State Program	1	M-GA006	06-30-13
Michigan	State Program	5	9925	06-30-13
Mississippi	State Program	4	N/A	06-30-13
Montana	State Program	8	CERT0081	01-01-14
Nebraska	State Program	7	TestAmerica-Savannah	06-30-13 *
New Jersey	NELAP	2	GA769	06-30-13
New Mexico	State Program	6	N/A	06-30-13
New York	NELAP	2	10842	04-01-14
North Carolina DENR	State Program	4	269	12-31-13
North Carolina DHHS	State Program	4	13701	07-31-13
Oklahoma	State Program	6	9984	08-31-13
Pennsylvania	NELAP	3	68-00474	06-30-13 *
Puerto Rico	State Program	2	GA00006	01-01-14
South Carolina	State Program	4	98001	06-30-13
Tennessee	State Program	4	TN02961	06-30-13
Texas	NELAP	6	T104704185-08-TX	11-30-13
USDA	Federal		SAV 3-04	04-07-14
Virginia	NELAP	3	460161	06-14-13 *
Washington	State Program	10	C1794	06-10-13
West Virginia	State Program	3	9950C	12-31-13
West Virginia DEP	State Program	3	94	06-30-13
Wisconsin	State Program	5	999819810	08-31-13
Wyoming	State Program	8	8TMS-Q	06-30-13

Laboratory: TestAmerica Tampa

All certifications held by this laboratory are listed. Not all certifications are applicable to this report.

Authority	Program	EPA Region	Certification ID	Expiration Date
Alabama	State Program	4	40610	06-30-13
Florida	NELAP	4	E84282	06-30-13

* Expired certification is currently pending renewal and is considered valid.

TestAmerica Savannah

Certification Summary

Client: Oneida Total Integrated Enterprises LLC
Project/Site: 35th Avenue Superfund Site

TestAmerica Job ID: 680-90686-3
SDG: 68090686-3

Laboratory: TestAmerica Tampa (Continued)

All certifications held by this laboratory are listed. Not all certifications are applicable to this report.

Authority	Program	EPA Region	Certification ID	Expiration Date
Georgia	State Program	4	905	06-30-13
USDA	Federal		P330-11-00177	04-20-14

1

2

3

4

5

6

7

8

9

10

11

12