

**Data Validation Checklist
Inorganic Analyses**

Project: 35TH Avenue Superfund Site
 Laboratory: TestAmerica - Savannah, GA
 Method: SW-846 6010C and 7471B
 Matrix: Soil
 Reviewer: Karen Marie Trujillo, URS Group, Inc.
 Concurrence¹: Nicole Lancaster/Martha Meyers-Lee, URS Group, Inc.

Project No: 15268508.20000
 Job ID.: 680-90852-3
 Associated Samples: Refer to Attachment A (Sample Summary)
 Date Collected: 05/28/2013 and 05/29/2013
 Date: 06/25/2013
 Date: 06/30/2013

Review Questions	Yes	No	N/A	Samples (Analytes) Affected/Comments	Flag
1. Were sample preservation requirements met? If pH of aqueous sample >2 and was not adjusted by laboratory prior to analysis, J- flag positive results and R- flag non-detect results.	✓				
2. Were all COC records signed and integrity seals intact, indicating that COC was maintained for all samples?	✓				
3. Were there any problems noted in laboratory data package concerning condition of samples upon receipt?		✓			
4. Do any soil/sediment samples contain more than 50% water? If yes, then results are to be reported on a wet-weight basis.		✓			
5. Have any technical holding times, determined from date of collection to date of analysis, been exceeded? (Hg: ≤28 days, other metals: ≤6 months). If not, then J- flag positive results and R- flag non-detect aqueous results.		✓			
6. Were results for all project-specified target analytes reported?	✓				
7. Were project-specified Reporting Limits achieved for undiluted sample analyses?		✓		The MDL (0.59 mg/Kg) for arsenic is greater than the Resident Soil RSL (0.39 mg/Kg). A RSL does not exist for total chromium; however, the total chromium MDL (0.5 mg/Kg) is greater than the hexavalent chromium Resident Soil RSL (0.29 mg/Kg).	
8. Were method blank (MB) prepared at the appropriate frequency (one per 20 samples, batch, matrix, and level)?	✓				
9. Was a calibration blank (ICB/CCB) analyzed at the beginning, after every 10 th sample, and at the end of each analytical run?	✓				
10. Were target analytes detected in the method and/or calibration blanks?		✓		Target analytes were not detected in the method blanks. Calibration blanks were not evaluated.	

¹ Independent technical reviewer

Data Validation Checklist (Continued)

Review Questions	Yes	No	N/A	Samples (Analytes) Affected/Comments	Flag
11. Were target analytes reported in equipment/rinsate blanks analyses above the DL?		✓		According to the QAPP, a rinsate blank is to be collected after each decontamination event, which occurs once per week per the client. However, a rinsate blank was not collected during the week of 5/27/13.	
12. Were contaminants detected in samples below the blank contamination action level? <ul style="list-style-type: none"> ○ If blank result > RL, <ul style="list-style-type: none"> • Flag sample results \leq RL with a U • Flag positive sample results > RL and \leq10x blank result, as J+ positive results ○ If blank result \leqRL, <ul style="list-style-type: none"> • Flag sample results \leq RL with a U • Flag positive sample results > RL and <10x blank result, as J+ positive results 			✓	Method blank contamination does not exist.	
13. Are there negative laboratory blank results with the absolute value \leq RL? If yes, then flag positive and non-detect sample results that are < 10x absolute blank value as J- and UJ, respectively.		✓			
14. Was a field duplicate analyzed?		✓			
15. Was precision deemed acceptable as defined by the project plans?			✓		
16. Were initial and continuing calibration standards analyzed at the lab/project-specified frequency for each instrument? <ul style="list-style-type: none"> ○ 6010C: <ul style="list-style-type: none"> • ICAL: Blank and one standard • ICV initially, and CCV every 10th sample and at the end of the analytical run • Lower Limit of Quantitation Check Sample (CRI) to be analyzed after establishing lower laboratory reporting limits and as needed ○ 7471A: <ul style="list-style-type: none"> • ICAL: Blank and five standards • ICV initially, and CCV every 10th sample and at the end of the analytical run ○ 7196A: <ul style="list-style-type: none"> • ICAL: Blank and minimum of five standards • ICV initially, and CCV every 10th sample (15th per Method) and at the end of the analytical run 	✓			<ul style="list-style-type: none"> • 6010C: 06/05/2013 & 06/06/2013, instrument ICPE. One blank and one standard initially per analytical batch. ICV initially, and CCV every 10 samples and at end of run. CRI after initial calibration blank analysis. • 7471B: 06/05/2013, instrument LEEMAN2. 6-Point ICAL per analytical batch. ICV initially, CCV every 10 samples and at end of run. CRI after initial calibration blank analysis. 	
17. Were these results within lab/project specifications? <ul style="list-style-type: none"> ○ 6010C 	✓			Mercury correlation coefficient, 7471B: ICAL of 06/05/2013 is 0.9999688 (page 355)	

Data Validation Checklist (Continued)

Review Questions	Yes	No	N/A	Samples (Analytes) Affected/Comments	Flag
<ul style="list-style-type: none"> • ICV/CCV (Criteria: 90-110%R): <ul style="list-style-type: none"> ▪ If %R <75, then J- flag positive results and R-flag non-detects ▪ If 75-89%R, then J- flag positive results and UJ flag non-detects ▪ If 111-125%R, then J flag positive results ▪ If >125%R, then J+ flag positive results ▪ If >160%R, then R flag positive results • CRI (Method: 70-130%R, Laboratory: 50-150%R; Project: 50-150%R for Sb, Pb, and Tl, and 70-130%R for all other analytes): <ul style="list-style-type: none"> ▪ If CRI %R <50 (<30% for Sb, Pb, Tl), then R flag results $\leq 2x$ RL and J flag positive results $>2x$ RL ▪ If CRI %R 50-69% (30-49% for Sb, Pb, Tl), then J- and UJ flag positive results $<2x$ RL and ND, respectively ▪ If CRI %R >130% and $\leq 180%$ ($>150%$, but $\leq 200%$ for Sb, Pb, Tl), then J+ flag positive results $<2x$ RL ▪ If CRI %R >180% ($>200%$ for Sb, Pb, Tl), then R flag positive results ○ 7471A <ul style="list-style-type: none"> • ICV/CCV (Criteria: 80-120%R): <ul style="list-style-type: none"> ▪ If correlation coefficients <0.995, then J and UJ flag positive and non-detect results. ▪ If %R <65, then J- flag positive results and R-flag non-detects ▪ If 65-79%R, then J- flag positive results and UJ flag non-detects ▪ If 121-135%R, then J flag positive results ▪ If >135%R, then J+ flag positive results ▪ If >170%R, then R flag positive results • CRI (Method: Not required, Laboratory: 50-150%R, Project: 70-130%R): <ul style="list-style-type: none"> ▪ If CRI %R <50, then R flag results $\leq 2x$ RL and J flag positive results $>2x$ RL ▪ If CRI %R 50-69%, then J- and UJ flag positive results $<2x$ RL and ND, respectively ▪ If CRI %R >130% and $\leq 180%$, then J+ flag positive results $<2x$ RL ▪ If CRI %R >180%, then R flag positive result ○ 7196A: <ul style="list-style-type: none"> • ICV/CCV (Criteria: 90-110%R): <ul style="list-style-type: none"> ▪ If correlation coefficients <0.995, then J and UJ flag positive and non-detect results. 					

Data Validation Checklist (Continued)

Review Questions	Yes	No	N/A	Samples (Analytes) Affected/Comments	Flag
<ul style="list-style-type: none"> ▪ If %R <65, then J- flag positive results and R-flag non-detects ▪ If 65-90%R, then J- flag positive results and UJ flag non-detects ▪ If 110-135%R, then J flag positive results ▪ If >135%R, then J+ flag positive results ▪ If >170%R, then R flag positive results 					
18. Was the interference check sample (ICS) analyzed at the beginning of each ICP analytical run?	✓				
19. Are ICS recoveries within 80-120% of the true value? If not, qualify data as follows when native Al, Fe, Ca, and Mg sample concentrations are equal to or greater than the ICS spiking level: <ul style="list-style-type: none"> ○ If >120%R (or >true value plus 2x CRQL), J+ flag positive results ○ If 50-79%R (or less than true value – 2x the CRQL), J- flag positive results and UJ flag non-detects ○ If <50%R, J- flag positive results and R-flag non-detects 	✓				
20. Was a LCS analyzed for each preparation batch (one per 20 samples per matrix and level)?	✓				
21. Did LCS recoveries meet method/laboratory/project (80-120%R) specifications? <ul style="list-style-type: none"> ○ Soil: <ul style="list-style-type: none"> • LCS result > Upper control limit (UCL): J+ flag positive results • LCS result < Lower control limit (LCL): J- flag positive results and UJ flag non-detects ○ Aqueous: <ul style="list-style-type: none"> • If <50%R, then J- and R flag positive and ND results, respectively • If 50-LCL%R, J- and UJ flag positive and ND results, respectively • >UCL: J+ Flag positive results • >150%R: R Flag results 	✓				
22. Was the RPD between LCS and LCSD results within method/laboratory /project control limits ($\leq 20\%$ RPD)? If not, J and UJ flag positive and non-detect results, respectively.			✓	LCS only	
23. Was a Matrix Spike (MS) and Matrix Spike Duplicate (MSD) analyzed once per preparation batch?	✓				
24. Is the MS and MSD parent sample a project-specific sample?	✓			<ul style="list-style-type: none"> • 6010C, Prep Batch 279047: 680-90852-9 (FM0322A-CS-SP), MS/MSD • 7471B, Prep Batch 279061: 680-90852-9 (FM0322A-CS-SP), MS/MSD 	

Data Validation Checklist (Continued)

Review Questions	Yes	No	N/A	Samples (Analytes) Affected/Comments	Flag
25. Was a post-digestion spike (PDS) analysis conducted when MS and/or MSD results did not meet control limits (Note: PDS is not required for silver)?	✓			6010C: 680-90852-9 (FM0322A-CS-SP)	
26. For all analytes with sample concentration < 4 x spike concentration, are spike recoveries within method (6010C: 75-125%R MS/MSD and 80-120%R PDS; 7471B: 80-120%R MS/MSD and PDS not required), laboratory (MS, MSD, and PDS: 75-125%R), and project (as noted below) specifications? <i>Only QC results for project samples that are reported under this Job ID are evaluated.</i> If not, ○ 6010C: <ul style="list-style-type: none"> • If MS %R <30 and PDS %R <75, then J- and R Flag positive and ND results, respectively • If MS %R <30 and PDS %R >75, then J flag positive and UJ flag non-detect results • If MS and MSD %R 30-74 and PDS%R <75, then J- flag positive and UJ flag non-detect results • If MS and MSD %R 30-74 and PDS%R ≥75, then J flag positive and UJ flag non-detect results • If MS, MSD, and PDS %R >125, J+ flag positive results • If MS and MSD %R >125 and PDS %R ≤125, then J flag positive results • If MS and MSD %R <30 and no PDS, then J- flag positive and R-flag non-detect results • If MS and MSD %R 30-74 and no PDS, then J- and UJ flag positive and non-detect results, respectively • If MS and MSD %R >125 and no PDS, then J+ flag positive results ○ 7471B: <ul style="list-style-type: none"> • If MS %R <30, then J- and R Flag positive and ND results, respectively • If MS and MSD %R 30-74, then J- flag positive and UJ flag non-detect results • If MS and MSD %R >125, then J+ flag positive results 		✓		FM0322A-CS-SP (680-90852-9): <ul style="list-style-type: none"> • 6010C: <ul style="list-style-type: none"> ○ Barium @ -5 and 12 %R (75-125). An evaluation of interference is not possible based on MS and MSD results². PDS recovery (90%) fell within control limits (75-125). ○ Chromium @ 76 and 138%R (75-125). Qualification of data not required based on MS and MSD results³. PDS recovery (90%) fell within control limits (75-125). ○ Lead @ -2127 and -1998 %R (75-125). PDS not calculated. An evaluation of interference is not possible based on MS, MSD, and PDS results². • 7471B: Mercury @ 130 and 95 %R (80-120). Qualification of data not required³. 	

² The native sample concentration is greater than 4x the MS/MSD spiking level. In addition, the lead native sample concentration is greater than 4x the PDS spiking level.

³ The recovery of either the MS or MSD met control limits.

Data Validation Checklist (Continued)

Review Questions	Yes	No	N/A	Samples (Analytes) Affected/Comments	Flag
27. Were laboratory/project ($\leq 20\%$ RPD) criteria met for precision during the MS and MSD analysis? <i>Only QC results for project samples that are reported under this Job ID are evaluated.</i> <ul style="list-style-type: none"> o If RPD $> 20\%$, J and UJ flag positive and non-detect results. 		✓		FM0322A-CS-SP (680-90852-9): Chromium @ 25%RPD (≤ 20). J Flag.	J
28. Was a serial dilution conducted for 6010C?	✓			6010C: 680-90852-9 (FM0322A-CS-SP)	
29. Is the serial dilution parent sample a project-specific sample?	✓				
30. Is the percent difference between the serially diluted result and undiluted result less 10% (for those analytes with native concentrations greater than 50x the DL)? <i>Only QC results for project samples that are reported under this Job ID are evaluated.</i> <ul style="list-style-type: none"> o If %D > 10, J and UJ flag positive and non-detect results, respectively. 	✓				
31. Was a laboratory duplicate analyzed?		✓			
32. Was the lab duplicate analysis conducted on a project-specific sample?			✓		
33. Were criteria for laboratory/project precision met? <i>Only QC results for project samples that are reported under this Job ID are evaluated.</i> <ul style="list-style-type: none"> o If RPD values $> 20\%$ (35% for soil/sediment) or absolute difference $> RL$ (2x RL for soil/sediment), then J and UJ flag positive and non-detect results, respectively. 			✓		
34. Were lab comments included in report? If yes, summarize contents or attach a copy of the narrative.	✓			Refer to Attachment B (Case Narrative)	
<p>Comments: The data validation was conducted in accordance with the <i>Non-Industrial Use Property Sampling Event QAPP for the 35th Avenue Removal Site, Birmingham, Alabama, Revision 1</i> (OTIE, October 2012). The data review process was modeled after the <i>USEPA Contract Laboratory Program (CLP) National Functional Guidelines (NFG) for Inorganic Data Review</i> (EPA 540-R-04-004, October 2004). Sample results have been qualified based on the results of the data review process (Attachment C). Criteria for acceptability of data were based upon available site information, analytical method requirements, guidance documents, and professional judgment.</p>					

DV Flag Definitions:

- J- The result is an estimated quantity, but the result may be biased low.
- J The result is an estimated quantity. The associated numerical value is the approximate concentration of the analyte in the sample.
- J+ The result is an estimated quantity, but the result may be biased high.
- R The data are unusable. The sample results are rejected due to serious deficiencies in meeting Quality Control (QC) criteria. The analyte may or may not be present in the sample.
- U The analyte was analyzed for, but was not detected above the associated level; blank contamination may exist.
- UJ The analyte was analyzed for, but was not detected. The reported limit is approximate and may be inaccurate or imprecise.

ATTACHMENT A
SAMPLE SUMMARY

Sample Summary

Client: Oneida Total Integrated Enterprises LLC
Project/Site: 35th Avenue Superfund Site

TestAmerica Job ID: 680-90852-3
SDG: 68090852-3

Lab Sample ID	Client Sample ID	Matrix	Collected	Received
680-90852-9	FM0322A-CS-SP	Solid	05/28/13 13:36	05/31/13 08:53
680-90852-15	FM0322A-CS-SP (sieve)	Solid	05/28/13 13:36	05/31/13 08:53
680-90852-16	CV0995A-CS	Solid	05/29/13 10:30	05/31/13 08:53
680-90852-17	CV1248A-CS	Solid	05/29/13 08:35	05/31/13 08:53
680-90852-35	HP0125A-CS-SP	Solid	05/29/13 13:39	05/31/13 08:53
680-90852-41	CV0995A-CS (sieve)	Solid	05/29/13 10:30	05/31/13 08:53
680-90852-42	CV1248A-CS (sieve)	Solid	05/29/13 08:35	05/31/13 08:53
680-90852-43	HP0125A-CS-SP (sieve)	Solid	05/29/13 13:39	05/31/13 08:53

ATTACHMENT B

CASE NARRATIVE

Case Narrative

Client: Oneida Total Integrated Enterprises LLC
Project/Site: 35th Avenue Superfund Site

TestAmerica Job ID: 680-90852-3
SDG: 68090852-3

Job ID: 680-90852-3

Laboratory: TestAmerica Savannah

Narrative

CASE NARRATIVE

Client: Oneida Total Integrated Enterprises LLC

Project: 35th Avenue Superfund Site

Report Number: 680-90852-3

With the exceptions noted as flags or footnotes, standard analytical protocols were followed in the analysis of the samples and no problems were encountered or anomalies observed. In addition all laboratory quality control samples were within established control limits, with any exceptions noted below. Each sample was analyzed to achieve the lowest possible reporting limit within the constraints of the method. In some cases, due to interference or analytes present at high concentrations, samples were diluted. For diluted samples, the reporting limits are adjusted relative to the dilution required.

Calculations are performed before rounding to avoid round-off errors in calculated results.

All holding times were met and proper preservation noted for the methods performed on these samples, unless otherwise detailed in the individual sections below.

RECEIPT

The samples were received on 05/31/2013; the samples arrived in good condition, properly preserved and on ice. The temperature of the coolers at receipt was 5.7 C.

METALS (ICP)

Samples FM0322A-CS-SP (680-90852-9), FM0322A-CS-SP (sieve) (680-90852-15), CV0995A-CS (680-90852-16), CV1248A-CS (680-90852-17), HP0125A-CS-SP (680-90852-35), CV0995A-CS (sieve) (680-90852-41), CV1248A-CS (sieve) (680-90852-42) and HP0125A-CS-SP (sieve) (680-90852-43) were analyzed for Metals (ICP) in accordance with EPA SW-846 Method 6010C. The samples were prepared on 06/04/2013 and analyzed on 06/05/2013 and 06/06/2013.

Sample CV1248A-CS (sieve) (680-90852-42)[10X] required dilution prior to analysis. The reporting limits have been adjusted accordingly.

Several analytes recovered outside the recovery criteria for the MS/MSD of sample FM0322A-CS-SP (680-90852-9) in batch 680-279357. Also, Chromium exceeded the RPD limit.

No other difficulties were encountered during the metals analysis.

All other quality control parameters were within the acceptance limits.

TOTAL MERCURY

Samples FM0322A-CS-SP (680-90852-9), FM0322A-CS-SP (sieve) (680-90852-15), CV0995A-CS (680-90852-16), CV1248A-CS (680-90852-17), HP0125A-CS-SP (680-90852-35), CV0995A-CS (sieve) (680-90852-41), CV1248A-CS (sieve) (680-90852-42) and HP0125A-CS-SP (sieve) (680-90852-43) were analyzed for total mercury in accordance with EPA SW-846 Method 7471B. The samples were prepared on 06/04/2013 and analyzed on 06/05/2013.

Mercury recovered outside the recovery criteria for the MS of sample FM0322A-CS-SPMS (680-90852-9) in batch 680-279277.

The presence of the '4' qualifier in the data indicates analytes where the concentration in the unspiked sample exceeded four times the spiking amount.

No other difficulties were encountered during the mercury analysis.

Case Narrative

Client: Oneida Total Integrated Enterprises LLC
Project/Site: 35th Avenue Superfund Site

TestAmerica Job ID: 680-90852-3
SDG: 68090852-3

Job ID: 680-90852-3 (Continued)

Laboratory: TestAmerica Savannah (Continued)

All other quality control parameters were within the acceptance limits.

1

2

3

4

5

6

7

8

9

10

11

12

ATTACHMENT C
QUALIFIED SAMPLE RESULTS

Client Sample Results

Client: Oneida Total Integrated Enterprises LLC
 Project/Site: 35th Avenue Superfund Site

TestAmerica Job ID: 680-90852-3
 SDG: 68090852-3

Client Sample ID: FM0322A-CS-SP

Lab Sample ID: 680-90852-9

Date Collected: 05/28/13 13:36

Matrix: Solid

Date Received: 05/31/13 08:53

Percent Solids: 91.7

Method: 6010C - Metals (ICP)

Analyte	Result	Qualifier	RL	MDL	Unit	D	Prepared	Analyzed	Dil Fac
Arsenic	9.3		2.1	0.63	mg/Kg	☼	06/04/13 13:08	06/05/13 23:30	1
Barium	130		1.1	0.32	mg/Kg	☼	06/04/13 13:08	06/05/13 23:30	1
Cadmium	0.48	J	0.53	0.11	mg/Kg	☼	06/04/13 13:08	06/05/13 23:30	1
Chromium	15		1.1	0.53	mg/Kg	☼	06/04/13 13:08	06/05/13 23:30	1
Lead	580		1.1	0.57	mg/Kg	☼	06/04/13 13:08	06/05/13 23:30	1
Selenium	2.7	U	2.7	1.1	mg/Kg	☼	06/04/13 13:08	06/05/13 23:30	1
Silver	1.1	U	1.1	0.10	mg/Kg	☼	06/04/13 13:08	06/05/13 23:30	1

Method: 7471B - Mercury in Solid or Semisolid Waste (Manual Cold Vapor Technique)

Analyte	Result	Qualifier	RL	MDL	Unit	D	Prepared	Analyzed	Dil Fac
Mercury	0.11		0.019	0.0078	mg/Kg	☼	06/04/13 14:33	06/05/13 15:33	1

Client Sample ID: FM0322A-CS-SP (sieve)

Lab Sample ID: 680-90852-15

Date Collected: 05/28/13 13:36

Matrix: Solid

Date Received: 05/31/13 08:53

Percent Solids: 91.1

Method: 6010C - Metals (ICP)

Analyte	Result	Qualifier	RL	MDL	Unit	D	Prepared	Analyzed	Dil Fac
Arsenic	9.6		2.2	0.64	mg/Kg	☼	06/04/13 13:08	06/05/13 23:53	1
Barium	120		1.1	0.32	mg/Kg	☼	06/04/13 13:08	06/05/13 23:53	1
Cadmium	0.69		0.54	0.11	mg/Kg	☼	06/04/13 13:08	06/05/13 23:53	1
Chromium	16		1.1	0.54	mg/Kg	☼	06/04/13 13:08	06/05/13 23:53	1
Lead	620		1.1	0.57	mg/Kg	☼	06/04/13 13:08	06/05/13 23:53	1
Selenium	2.7	U	2.7	1.1	mg/Kg	☼	06/04/13 13:08	06/05/13 23:53	1
Silver	1.1	U	1.1	0.10	mg/Kg	☼	06/04/13 13:08	06/05/13 23:53	1

Method: 7471B - Mercury in Solid or Semisolid Waste (Manual Cold Vapor Technique)

Analyte	Result	Qualifier	RL	MDL	Unit	D	Prepared	Analyzed	Dil Fac
Mercury	0.14		0.019	0.0079	mg/Kg	☼	06/04/13 14:33	06/05/13 15:41	1

Client Sample ID: CV0995A-CS

Lab Sample ID: 680-90852-16

Date Collected: 05/29/13 10:30

Matrix: Solid

Date Received: 05/31/13 08:53

Percent Solids: 62.6

Method: 6010C - Metals (ICP)

Analyte	Result	Qualifier	RL	MDL	Unit	D	Prepared	Analyzed	Dil Fac
Arsenic	44		3.1	0.92	mg/Kg	☼	06/04/13 13:08	06/06/13 00:08	1
Barium	620		1.6	0.47	mg/Kg	☼	06/04/13 13:08	06/06/13 00:08	1
Cadmium	3.3		0.78	0.16	mg/Kg	☼	06/04/13 13:08	06/06/13 00:08	1
Chromium	70		1.6	0.78	mg/Kg	☼	06/04/13 13:08	06/06/13 00:08	1
Lead	410		1.6	0.83	mg/Kg	☼	06/04/13 13:08	06/06/13 00:08	1
Selenium	3.9	U	3.9	1.6	mg/Kg	☼	06/04/13 13:08	06/06/13 00:08	1
Silver	0.47	J	1.6	0.15	mg/Kg	☼	06/04/13 13:08	06/06/13 00:08	1

Method: 7471B - Mercury in Solid or Semisolid Waste (Manual Cold Vapor Technique)

Analyte	Result	Qualifier	RL	MDL	Unit	D	Prepared	Analyzed	Dil Fac
Mercury	0.57		0.031	0.013	mg/Kg	☼	06/04/13 14:33	06/05/13 15:44	1

Sample results have been qualified by URS in accordance with the Non-Industrial Use Property Sampling Event QAPP for the 35th Avenue Removal Site, Birmingham, Alabama, Revision 1 (OTTE, October 2012)

Client Sample Results

Client: Oneida Total Integrated Enterprises LLC
 Project/Site: 35th Avenue Superfund Site

TestAmerica Job ID: 680-90852-3
 SDG: 68090852-3

Client Sample ID: CV1248A-CS

Lab Sample ID: 680-90852-17

Date Collected: 05/29/13 08:35

Matrix: Solid

Date Received: 05/31/13 08:53

Percent Solids: 88.6

Method: 6010C - Metals (ICP)

Analyte	Result	Qualifier	RL	MDL	Unit	D	Prepared	Analyzed	Dil Fac
Arsenic	32		2.2	0.64	mg/Kg	☼	06/04/13 13:08	06/06/13 00:12	1
Barium	320		1.1	0.33	mg/Kg	☼	06/04/13 13:08	06/06/13 00:12	1
Cadmium	1.5		0.54	0.11	mg/Kg	☼	06/04/13 13:08	06/06/13 00:12	1
Chromium	57		1.1	0.54	mg/Kg	☼	06/04/13 13:08	06/06/13 00:12	1
Lead	280		1.1	0.58	mg/Kg	☼	06/04/13 13:08	06/06/13 00:12	1
Selenium	2.7	U	2.7	1.1	mg/Kg	☼	06/04/13 13:08	06/06/13 00:12	1
Silver	1.1	U	1.1	0.10	mg/Kg	☼	06/04/13 13:08	06/06/13 00:12	1

Method: 7471B - Mercury in Solid or Semisolid Waste (Manual Cold Vapor Technique)

Analyte	Result	Qualifier	RL	MDL	Unit	D	Prepared	Analyzed	Dil Fac
Mercury	0.18		0.021	0.0087	mg/Kg	☼	06/04/13 14:33	06/05/13 15:46	1

Client Sample ID: HP0125A-CS-SP

Lab Sample ID: 680-90852-35

Date Collected: 05/29/13 13:39

Matrix: Solid

Date Received: 05/31/13 08:53

Percent Solids: 83.1

Method: 6010C - Metals (ICP)

Analyte	Result	Qualifier	RL	MDL	Unit	D	Prepared	Analyzed	Dil Fac
Arsenic	31		2.1	0.62	mg/Kg	☼	06/04/13 13:08	06/06/13 00:17	1
Barium	210		1.1	0.32	mg/Kg	☼	06/04/13 13:08	06/06/13 00:17	1
Cadmium	0.96		0.53	0.11	mg/Kg	☼	06/04/13 13:08	06/06/13 00:17	1
Chromium	84		1.1	0.53	mg/Kg	☼	06/04/13 13:08	06/06/13 00:17	1
Lead	280		1.1	0.56	mg/Kg	☼	06/04/13 13:08	06/06/13 00:17	1
Selenium	2.6	U	2.6	1.1	mg/Kg	☼	06/04/13 13:08	06/06/13 00:17	1
Silver	1.1	U	1.1	0.10	mg/Kg	☼	06/04/13 13:08	06/06/13 00:17	1

Method: 7471B - Mercury in Solid or Semisolid Waste (Manual Cold Vapor Technique)

Analyte	Result	Qualifier	RL	MDL	Unit	D	Prepared	Analyzed	Dil Fac
Mercury	0.47		0.021	0.0088	mg/Kg	☼	06/04/13 14:33	06/05/13 15:49	1

Client Sample ID: CV0995A-CS (sieve)

Lab Sample ID: 680-90852-41

Date Collected: 05/29/13 10:30

Matrix: Solid

Date Received: 05/31/13 08:53

Percent Solids: 77.6

Method: 6010C - Metals (ICP)

Analyte	Result	Qualifier	RL	MDL	Unit	D	Prepared	Analyzed	Dil Fac
Arsenic	29		2.5	0.72	mg/Kg	☼	06/04/13 13:08	06/06/13 00:22	1
Barium	480		1.2	0.37	mg/Kg	☼	06/04/13 13:08	06/06/13 00:22	1
Cadmium	2.6		0.61	0.12	mg/Kg	☼	06/04/13 13:08	06/06/13 00:22	1
Chromium	58		1.2	0.61	mg/Kg	☼	06/04/13 13:08	06/06/13 00:22	1
Lead	320		1.2	0.65	mg/Kg	☼	06/04/13 13:08	06/06/13 00:22	1
Selenium	1.4	J	3.1	1.2	mg/Kg	☼	06/04/13 13:08	06/06/13 00:22	1
Silver	0.44	J	1.2	0.12	mg/Kg	☼	06/04/13 13:08	06/06/13 00:22	1

Method: 7471B - Mercury in Solid or Semisolid Waste (Manual Cold Vapor Technique)

Analyte	Result	Qualifier	RL	MDL	Unit	D	Prepared	Analyzed	Dil Fac
Mercury	0.47		0.024	0.010	mg/Kg	☼	06/04/13 14:33	06/05/13 15:52	1

Sample results have been qualified by URS in accordance with the Non-Industrial Use Property Sampling Event QAPP for the 35th Avenue Removal Site, Birmingham, Alabama, Revision 1 (OTTE, October 2012)

Client Sample Results

Client: Oneida Total Integrated Enterprises LLC
 Project/Site: 35th Avenue Superfund Site

TestAmerica Job ID: 680-90852-3
 SDG: 68090852-3

Client Sample ID: CV1248A-CS (sieve)

Lab Sample ID: 680-90852-42

Date Collected: 05/29/13 08:35

Matrix: Solid

Date Received: 05/31/13 08:53

Percent Solids: 88.6

Method: 6010C - Metals (ICP)

Analyte	Result	Qualifier	RL	MDL	Unit	D	Prepared	Analyzed	Dil Fac
Arsenic	77		2.2	0.65	mg/Kg	☼	06/04/13 13:08	06/06/13 00:26	1
Barium	300		1.1	0.33	mg/Kg	☼	06/04/13 13:08	06/06/13 00:26	1
Cadmium	1.6		0.55	0.11	mg/Kg	☼	06/04/13 13:08	06/06/13 00:26	1
Chromium	65		1.1	0.55	mg/Kg	☼	06/04/13 13:08	06/06/13 00:26	1
Lead	11000		11	5.8	mg/Kg	☼	06/04/13 13:08	06/06/13 14:17	10
Selenium	2.7	U	2.7	1.1	mg/Kg	☼	06/04/13 13:08	06/06/13 00:26	1
Silver	0.97	J	1.1	0.11	mg/Kg	☼	06/04/13 13:08	06/06/13 00:26	1

Method: 7471B - Mercury in Solid or Semisolid Waste (Manual Cold Vapor Technique)

Analyte	Result	Qualifier	RL	MDL	Unit	D	Prepared	Analyzed	Dil Fac
Mercury	0.19		0.020	0.0083	mg/Kg	☼	06/04/13 14:33	06/05/13 15:54	1

Client Sample ID: HP0125A-CS-SP (sieve)

Lab Sample ID: 680-90852-43

Date Collected: 05/29/13 13:39

Matrix: Solid

Date Received: 05/31/13 08:53

Percent Solids: 83.6

Method: 6010C - Metals (ICP)

Analyte	Result	Qualifier	RL	MDL	Unit	D	Prepared	Analyzed	Dil Fac
Arsenic	29		2.1	0.63	mg/Kg	☼	06/04/13 13:08	06/06/13 00:31	1
Barium	190		1.1	0.32	mg/Kg	☼	06/04/13 13:08	06/06/13 00:31	1
Cadmium	0.93		0.53	0.11	mg/Kg	☼	06/04/13 13:08	06/06/13 00:31	1
Chromium	71		1.1	0.53	mg/Kg	☼	06/04/13 13:08	06/06/13 00:31	1
Lead	270		1.1	0.57	mg/Kg	☼	06/04/13 13:08	06/06/13 00:31	1
Selenium	2.7	U	2.7	1.1	mg/Kg	☼	06/04/13 13:08	06/06/13 00:31	1
Silver	1.1	U	1.1	0.10	mg/Kg	☼	06/04/13 13:08	06/06/13 00:31	1

Method: 7471B - Mercury in Solid or Semisolid Waste (Manual Cold Vapor Technique)

Analyte	Result	Qualifier	RL	MDL	Unit	D	Prepared	Analyzed	Dil Fac
Mercury	0.40		0.021	0.0085	mg/Kg	☼	06/04/13 14:33	06/05/13 16:02	1

Sample results have been qualified by URS in accordance with the Non-Industrial Use Property Sampling Event QAPP for the 35th Avenue Removal Site, Birmingham, Alabama, Revision 1 (OTTE, October 2012)

ANALYTICAL REPORT

Job Number: 680-90852-3

SDG Number: 68090852-3

Job Description: 35th Avenue Superfund Site

For:

Oneida Total Integrated Enterprises LLC

1220 Kennestone Circle

Suite 106

Marietta, GA 30060

Attention: Ms. Limari F Krebs



Approved for release.
Bernard Kirkland
Project Manager I
6/12/2013 6:47 PM

Designee for

Lisa Harvey, Project Manager II

5102 LaRoche Avenue, Savannah, GA, 31404

(912)354-7858 e.3221

lisa.harvey@testamericainc.com

06/12/2013

The test results in this report meet NELAP requirements for parameters for which accreditation is required or available. Any exceptions to the NELAP requirements are noted. Results pertain only to samples listed in this report. This report may not be reproduced, except in full, without the written approval of the laboratory. Questions should be directed to the person who signed this report.

Savannah Certifications and ID #: A2LA: 0399.01; AL: 41450; ARDEQ: 88-0692; ARDOH; AZ: AZ0741; CA: 03217CA; CO; CT: PH0161; DE; FL: E87052; GA: 803; Guam; HI; IL: 200022; IN: C-GA-02; IA: 353; KS: E-10322; KY EPPC: 90084; KY UST; LA DEQ: 30690; LA DHH: LA080008; ME: 2008022; MD: 250; MA: M-GA006; MI: 9925; MS; NFESC: 249; NV: GA00006; NJ: GA769; NM; NY: 10842; NC DWQ: 269; NC DHHS: 13701; PA: 68-00474; PR: GA00006; RI: LAO00244; SC: 98001001; TN: TN0296; TX: T104704185; USEPA: GA00006; VT: VT-87052; VA: 00302; WA; WV DEP: 094; WV DHHR: 9950 C; WI DNR: 999819810; WY/EPAR8: 8TMS-Q

TestAmerica Laboratories, Inc.

TestAmerica Savannah 5102 LaRoche Avenue, Savannah, GA 31404

Tel (912) 354-7858 Fax (912) 352-0165 www.testamericainc.com



Table of Contents

Cover Title Page	1
Data Summaries	4
Report Narrative	4
Sample Summary	5
Method Summary	6
Method / Analyst Summary	7
Data Qualifiers	8
QC Association Summary	9
Inorganic Sample Data	11
Metals Data	11
Met Cover Page	12
Met Sample Data	13
Met QC Data	21
Met ICV/CCV	21
Met CRQL	26
Met Blanks	29
Met ICSA/ICSAB	35
Met MS/MSD/PDS	45
Met LCS/LCSD	48
Met Serial Dilution	50
Met MDL	51
Met IECF	55
Met Preparation Log	57
Met Analysis Run Log	59
Met Raw Data	70
Met Prep Data	358

Table of Contents

Shipping and Receiving Documents	364
Client Chain of Custody	364

CASE NARRATIVE

Client: Oneida Total Integrated Enterprises LLC

Project: 35th Avenue Superfund Site

Report Number: 680-90852-3

With the exceptions noted as flags or footnotes, standard analytical protocols were followed in the analysis of the samples and no problems were encountered or anomalies observed. In addition all laboratory quality control samples were within established control limits, with any exceptions noted below. Each sample was analyzed to achieve the lowest possible reporting limit within the constraints of the method. In some cases, due to interference or analytes present at high concentrations, samples were diluted. For diluted samples, the reporting limits are adjusted relative to the dilution required.

Calculations are performed before rounding to avoid round-off errors in calculated results.

All holding times were met and proper preservation noted for the methods performed on these samples, unless otherwise detailed in the individual sections below.

RECEIPT

The samples were received on 05/31/2013; the samples arrived in good condition, properly preserved and on ice. The temperature of the coolers at receipt was 5.7 C.

METALS (ICP)

Samples FM0322A-CS-SP (680-90852-9), FM0322A-CS-SP (sieve) (680-90852-15), CV0995A-CS (680-90852-16), CV1248A-CS (680-90852-17), HP0125A-CS-SP (680-90852-35), CV0995A-CS (sieve) (680-90852-41), CV1248A-CS (sieve) (680-90852-42) and HP0125A-CS-SP (sieve) (680-90852-43) were analyzed for Metals (ICP) in accordance with EPA SW-846 Method 6010C. The samples were prepared on 06/04/2013 and analyzed on 06/05/2013 and 06/06/2013.

Sample CV1248A-CS (sieve) (680-90852-42)[10X] required dilution prior to analysis. The reporting limits have been adjusted accordingly.

Several analytes recovered outside the recovery criteria for the MS/MSD of sample FM0322A-CS-SP (680-90852-9) in batch 680-279357. Also, Chromium exceeded the RPD limit.

No other difficulties were encountered during the metals analysis.

All other quality control parameters were within the acceptance limits.

TOTAL MERCURY

Samples FM0322A-CS-SP (680-90852-9), FM0322A-CS-SP (sieve) (680-90852-15), CV0995A-CS (680-90852-16), CV1248A-CS (680-90852-17), HP0125A-CS-SP (680-90852-35), CV0995A-CS (sieve) (680-90852-41), CV1248A-CS (sieve) (680-90852-42) and HP0125A-CS-SP (sieve) (680-90852-43) were analyzed for total mercury in accordance with EPA SW-846 Method 7471B. The samples were prepared on 06/04/2013 and analyzed on 06/05/2013.

Mercury recovered outside the recovery criteria for the MS of sample FM0322A-CS-SPMS (680-90852-9) in batch 680-279277.

The presence of the '4' qualifier in the data indicates analytes where the concentration in the unspiked sample exceeded four times the spiking amount.

No other difficulties were encountered during the mercury analysis.

All other quality control parameters were within the acceptance limits.

SAMPLE SUMMARY

Client: Oneida Total Integrated Enterprises LLC

Job Number: 680-90852-3

Sdg Number: 68090852-3

Lab Sample ID	Client Sample ID	Client Matrix	Date/Time Sampled	Date/Time Received
680-90852-9	FM0322A-CS-SP	Solid	05/28/2013 1336	05/31/2013 0853
680-90852-9MS	FM0322A-CS-SP	Solid	05/28/2013 1336	05/31/2013 0853
680-90852-9MSD	FM0322A-CS-SP	Solid	05/28/2013 1336	05/31/2013 0853
680-90852-15	FM0322A-CS-SP (sieve)	Solid	05/28/2013 1336	05/31/2013 0853
680-90852-16	CV0995A-CS	Solid	05/29/2013 1030	05/31/2013 0853
680-90852-17	CV1248A-CS	Solid	05/29/2013 0835	05/31/2013 0853
680-90852-35	HP0125A-CS-SP	Solid	05/29/2013 1339	05/31/2013 0853
680-90852-41	CV0995A-CS (sieve)	Solid	05/29/2013 1030	05/31/2013 0853
680-90852-42	CV1248A-CS (sieve)	Solid	05/29/2013 0835	05/31/2013 0853
680-90852-43	HP0125A-CS-SP (sieve)	Solid	05/29/2013 1339	05/31/2013 0853

METHOD SUMMARY

Client: Oneida Total Integrated Enterprises LLC

Job Number: 680-90852-3

Sdg Number: 68090852-3

Description	Lab Location	Method	Preparation Method
Matrix: Solid			
Metals (ICP)	TAL SAV	SW846 6010C	
Preparation, Metals	TAL SAV		SW846 3050B
Mercury in Solid or Semisolid Waste (Manual Cold Vapor Technique)	TAL SAV	SW846 7471B	
Preparation, Mercury	TAL SAV		SW846 7471B
Percent Moisture	TAL SAV	EPA Moisture	
Percent Moisture	TAL TAM	EPA Moisture	

Lab References:

TAL SAV = TestAmerica Savannah

TAL TAM = TestAmerica Tampa

Method References:

EPA = US Environmental Protection Agency

SW846 = "Test Methods For Evaluating Solid Waste, Physical/Chemical Methods", Third Edition, November 1986 And Its Updates.

METHOD / ANALYST SUMMARY

Client: Oneida Total Integrated Enterprises LLC

Job Number: 680-90852-3

Sdg Number: 68090852-3

Method	Analyst	Analyst ID
SW846 6010C	Bland, Brian	BCB
SW846 7471B	Bland, Brian	BCB
EPA Moisture	Galio, Andrew	AG
EPA Moisture	Swafford, Frances	FS

DATA REPORTING QUALIFIERS

Client: Oneida Total Integrated Enterprises LLC

Job Number: 680-90852-3

Sdg Number: 68090852-3

Lab Section	Qualifier	Description
Metals	U	Indicates the analyte was analyzed for but not detected.
	F	MS or MSD exceeds the control limits
	4	MS, MSD: The analyte present in the original sample is 4 times greater than the matrix spike concentration; therefore, control limits are not applicable.
	J	Result is less than the RL but greater than or equal to the MDL and the concentration is an approximate value.
	F	RPD of the MS and MSD exceeds the control limits

Quality Control Results

Client: Oneida Total Integrated Enterprises LLC

Job Number: 680-90852-3

Sdg Number: 68090852-3

QC Association Summary

Lab Sample ID	Client Sample ID	Report		Method	Prep Batch
		Basis	Client Matrix		
Metals					
Prep Batch: 680-279047					
LCS 680-279047/2-A	Lab Control Sample	T	Solid	3050B	
MB 680-279047/1-A	Method Blank	T	Solid	3050B	
680-90852-9	FM0322A-CS-SP	T	Solid	3050B	
680-90852-9MS	Matrix Spike	T	Solid	3050B	
680-90852-9MSD	Matrix Spike Duplicate	T	Solid	3050B	
680-90852-15	FM0322A-CS-SP (sieve)	T	Solid	3050B	
680-90852-16	CV0995A-CS	T	Solid	3050B	
680-90852-17	CV1248A-CS	T	Solid	3050B	
680-90852-35	HP0125A-CS-SP	T	Solid	3050B	
680-90852-41	CV0995A-CS (sieve)	T	Solid	3050B	
680-90852-42	CV1248A-CS (sieve)	T	Solid	3050B	
680-90852-43	HP0125A-CS-SP (sieve)	T	Solid	3050B	
Prep Batch: 680-279061					
LCS 680-279061/2-A	Lab Control Sample	T	Solid	7471B	
MB 680-279061/1-A	Method Blank	T	Solid	7471B	
680-90852-9	FM0322A-CS-SP	T	Solid	7471B	
680-90852-9MS	Matrix Spike	T	Solid	7471B	
680-90852-9MSD	Matrix Spike Duplicate	T	Solid	7471B	
680-90852-15	FM0322A-CS-SP (sieve)	T	Solid	7471B	
680-90852-16	CV0995A-CS	T	Solid	7471B	
680-90852-17	CV1248A-CS	T	Solid	7471B	
680-90852-35	HP0125A-CS-SP	T	Solid	7471B	
680-90852-41	CV0995A-CS (sieve)	T	Solid	7471B	
680-90852-42	CV1248A-CS (sieve)	T	Solid	7471B	
680-90852-43	HP0125A-CS-SP (sieve)	T	Solid	7471B	
Analysis Batch:680-279277					
LCS 680-279061/2-A	Lab Control Sample	T	Solid	7471B	680-279061
MB 680-279061/1-A	Method Blank	T	Solid	7471B	680-279061
680-90852-9	FM0322A-CS-SP	T	Solid	7471B	680-279061
680-90852-9MS	Matrix Spike	T	Solid	7471B	680-279061
680-90852-9MSD	Matrix Spike Duplicate	T	Solid	7471B	680-279061
680-90852-15	FM0322A-CS-SP (sieve)	T	Solid	7471B	680-279061
680-90852-16	CV0995A-CS	T	Solid	7471B	680-279061
680-90852-17	CV1248A-CS	T	Solid	7471B	680-279061
680-90852-35	HP0125A-CS-SP	T	Solid	7471B	680-279061
680-90852-41	CV0995A-CS (sieve)	T	Solid	7471B	680-279061
680-90852-42	CV1248A-CS (sieve)	T	Solid	7471B	680-279061
680-90852-43	HP0125A-CS-SP (sieve)	T	Solid	7471B	680-279061

Quality Control Results

Client: Oneida Total Integrated Enterprises LLC

Job Number: 680-90852-3

Sdg Number: 68090852-3

QC Association Summary

Lab Sample ID	Client Sample ID	Report		Method	Prep Batch
		Basis	Client Matrix		
Metals					
Analysis Batch:680-279357					
LCS 680-279047/2-A	Lab Control Sample	T	Solid	6010C	680-279047
MB 680-279047/1-A	Method Blank	T	Solid	6010C	680-279047
680-90852-9	FM0322A-CS-SP	T	Solid	6010C	680-279047
680-90852-9MS	Matrix Spike	T	Solid	6010C	680-279047
680-90852-9MSD	Matrix Spike Duplicate	T	Solid	6010C	680-279047
680-90852-15	FM0322A-CS-SP (sieve)	T	Solid	6010C	680-279047
680-90852-16	CV0995A-CS	T	Solid	6010C	680-279047
680-90852-17	CV1248A-CS	T	Solid	6010C	680-279047
680-90852-35	HP0125A-CS-SP	T	Solid	6010C	680-279047
680-90852-41	CV0995A-CS (sieve)	T	Solid	6010C	680-279047
680-90852-42	CV1248A-CS (sieve)	T	Solid	6010C	680-279047
680-90852-43	HP0125A-CS-SP (sieve)	T	Solid	6010C	680-279047
Analysis Batch:680-279528					
680-90852-42	CV1248A-CS (sieve)	T	Solid	6010C	680-279047

Report Basis

T = Total

General Chemistry

Analysis Batch:660-137974					
680-90852-9	FM0322A-CS-SP	T	Solid	Moisture	
680-90852-9MS	Matrix Spike	T	Solid	Moisture	
680-90852-9MSD	Matrix Spike Duplicate	T	Solid	Moisture	
680-90852-16	CV0995A-CS	T	Solid	Moisture	
680-90852-17	CV1248A-CS	T	Solid	Moisture	
680-90852-A-22 MS	Matrix Spike	T	Solid	Moisture	
680-90852-A-22 MSD	Matrix Spike Duplicate	T	Solid	Moisture	
680-90852-35	HP0125A-CS-SP	T	Solid	Moisture	
Analysis Batch:680-278996					
680-90852-15	FM0322A-CS-SP (sieve)	T	Solid	Moisture	
680-90852-41	CV0995A-CS (sieve)	T	Solid	Moisture	
680-90852-42	CV1248A-CS (sieve)	T	Solid	Moisture	
680-90852-43	HP0125A-CS-SP (sieve)	T	Solid	Moisture	

Report Basis

T = Total

METALS

COVER PAGE
METALS

Lab Name: TestAmerica Savannah Job Number: 680-90852-3

SDG No.: 68090852-3

Project: 35th Avenue Superfund Site

Client Sample ID	Lab Sample ID
<u>FM0322A-CS-SP</u>	<u>680-90852-9</u>
<u>FM0322A-CS-SP (sieve)</u>	<u>680-90852-15</u>
<u>CV0995A-CS</u>	<u>680-90852-16</u>
<u>CV1248A-CS</u>	<u>680-90852-17</u>
<u>HP0125A-CS-SP</u>	<u>680-90852-35</u>
<u>CV0995A-CS (sieve)</u>	<u>680-90852-41</u>
<u>CV1248A-CS (sieve)</u>	<u>680-90852-42</u>
<u>HP0125A-CS-SP (sieve)</u>	<u>680-90852-43</u>

Comments:

1A-IN
INORGANIC ANALYSIS DATA SHEET
METALS

Client Sample ID: FM0322A-CS-SP

Lab Sample ID: 680-90852-9

Lab Name: TestAmerica Savannah

Job No.: 680-90852-3

SDG ID.: 68090852-3

Matrix: Solid

Date Sampled: 05/28/2013 13:36

Reporting Basis: DRY

Date Received: 05/31/2013 08:53

% Solids: 91.7

CAS No.	Analyte	Result	RL	MDL	Units	C	Q	DIL	Method
7440-38-2	Arsenic	9.3	2.1	0.63	mg/Kg			1	6010C
7440-39-3	Barium	130	1.1	0.32	mg/Kg			1	6010C
7440-43-9	Cadmium	0.48	0.53	0.11	mg/Kg	J		1	6010C
7440-47-3	Chromium	15	1.1	0.53	mg/Kg			1	6010C
7439-92-1	Lead	580	1.1	0.57	mg/Kg			1	6010C
7782-49-2	Selenium	2.7	2.7	1.1	mg/Kg	U		1	6010C
7440-22-4	Silver	1.1	1.1	0.10	mg/Kg	U		1	6010C
7439-97-6	Mercury	0.11	0.019	0.0078	mg/Kg			1	7471B

1A-IN
INORGANIC ANALYSIS DATA SHEET
METALS

Client Sample ID: FM0322A-CS-SP (sieve)

Lab Sample ID: 680-90852-15

Lab Name: TestAmerica Savannah

Job No.: 680-90852-3

SDG ID.: 68090852-3

Matrix: Solid

Date Sampled: 05/28/2013 13:36

Reporting Basis: DRY

Date Received: 05/31/2013 08:53

% Solids: 91.1

CAS No.	Analyte	Result	RL	MDL	Units	C	Q	DIL	Method
7440-38-2	Arsenic	9.6	2.2	0.64	mg/Kg			1	6010C
7440-39-3	Barium	120	1.1	0.32	mg/Kg			1	6010C
7440-43-9	Cadmium	0.69	0.54	0.11	mg/Kg			1	6010C
7440-47-3	Chromium	16	1.1	0.54	mg/Kg			1	6010C
7439-92-1	Lead	620	1.1	0.57	mg/Kg			1	6010C
7782-49-2	Selenium	2.7	2.7	1.1	mg/Kg	U		1	6010C
7440-22-4	Silver	1.1	1.1	0.10	mg/Kg	U		1	6010C
7439-97-6	Mercury	0.14	0.019	0.0079	mg/Kg			1	7471B

1A-IN
 INORGANIC ANALYSIS DATA SHEET
 METALS

Client Sample ID: CV0995A-CS Lab Sample ID: 680-90852-16
 Lab Name: TestAmerica Savannah Job No.: 680-90852-3
 SDG ID.: 68090852-3
 Matrix: Solid Date Sampled: 05/29/2013 10:30
 Reporting Basis: DRY Date Received: 05/31/2013 08:53
 % Solids: 62.6

CAS No.	Analyte	Result	RL	MDL	Units	C	Q	DIL	Method
7440-38-2	Arsenic	44	3.1	0.92	mg/Kg			1	6010C
7440-39-3	Barium	620	1.6	0.47	mg/Kg			1	6010C
7440-43-9	Cadmium	3.3	0.78	0.16	mg/Kg			1	6010C
7440-47-3	Chromium	70	1.6	0.78	mg/Kg			1	6010C
7439-92-1	Lead	410	1.6	0.83	mg/Kg			1	6010C
7782-49-2	Selenium	3.9	3.9	1.6	mg/Kg	U		1	6010C
7440-22-4	Silver	0.47	1.6	0.15	mg/Kg	J		1	6010C
7439-97-6	Mercury	0.57	0.031	0.013	mg/Kg			1	7471B

1A-IN
INORGANIC ANALYSIS DATA SHEET
METALS

Client Sample ID: CV1248A-CS

Lab Sample ID: 680-90852-17

Lab Name: TestAmerica Savannah

Job No.: 680-90852-3

SDG ID.: 68090852-3

Matrix: Solid

Date Sampled: 05/29/2013 08:35

Reporting Basis: DRY

Date Received: 05/31/2013 08:53

% Solids: 88.6

CAS No.	Analyte	Result	RL	MDL	Units	C	Q	DIL	Method
7440-38-2	Arsenic	32	2.2	0.64	mg/Kg			1	6010C
7440-39-3	Barium	320	1.1	0.33	mg/Kg			1	6010C
7440-43-9	Cadmium	1.5	0.54	0.11	mg/Kg			1	6010C
7440-47-3	Chromium	57	1.1	0.54	mg/Kg			1	6010C
7439-92-1	Lead	280	1.1	0.58	mg/Kg			1	6010C
7782-49-2	Selenium	2.7	2.7	1.1	mg/Kg	U		1	6010C
7440-22-4	Silver	1.1	1.1	0.10	mg/Kg	U		1	6010C
7439-97-6	Mercury	0.18	0.021	0.0087	mg/Kg			1	7471B

1A-IN
INORGANIC ANALYSIS DATA SHEET
METALS

Client Sample ID: HP0125A-CS-SP

Lab Sample ID: 680-90852-35

Lab Name: TestAmerica Savannah

Job No.: 680-90852-3

SDG ID.: 68090852-3

Matrix: Solid

Date Sampled: 05/29/2013 13:39

Reporting Basis: DRY

Date Received: 05/31/2013 08:53

% Solids: 83.1

CAS No.	Analyte	Result	RL	MDL	Units	C	Q	DIL	Method
7440-38-2	Arsenic	31	2.1	0.62	mg/Kg			1	6010C
7440-39-3	Barium	210	1.1	0.32	mg/Kg			1	6010C
7440-43-9	Cadmium	0.96	0.53	0.11	mg/Kg			1	6010C
7440-47-3	Chromium	84	1.1	0.53	mg/Kg			1	6010C
7439-92-1	Lead	280	1.1	0.56	mg/Kg			1	6010C
7782-49-2	Selenium	2.6	2.6	1.1	mg/Kg	U		1	6010C
7440-22-4	Silver	1.1	1.1	0.10	mg/Kg	U		1	6010C
7439-97-6	Mercury	0.47	0.021	0.0088	mg/Kg			1	7471B

1A-IN
INORGANIC ANALYSIS DATA SHEET
METALS

Client Sample ID: CV0995A-CS (sieve)

Lab Sample ID: 680-90852-41

Lab Name: TestAmerica Savannah

Job No.: 680-90852-3

SDG ID.: 68090852-3

Matrix: Solid

Date Sampled: 05/29/2013 10:30

Reporting Basis: DRY

Date Received: 05/31/2013 08:53

% Solids: 77.6

CAS No.	Analyte	Result	RL	MDL	Units	C	Q	DIL	Method
7440-38-2	Arsenic	29	2.5	0.72	mg/Kg			1	6010C
7440-39-3	Barium	480	1.2	0.37	mg/Kg			1	6010C
7440-43-9	Cadmium	2.6	0.61	0.12	mg/Kg			1	6010C
7440-47-3	Chromium	58	1.2	0.61	mg/Kg			1	6010C
7439-92-1	Lead	320	1.2	0.65	mg/Kg			1	6010C
7782-49-2	Selenium	1.4	3.1	1.2	mg/Kg	J		1	6010C
7440-22-4	Silver	0.44	1.2	0.12	mg/Kg	J		1	6010C
7439-97-6	Mercury	0.47	0.024	0.010	mg/Kg			1	7471B

1A-IN
INORGANIC ANALYSIS DATA SHEET
METALS

Client Sample ID: CV1248A-CS (sieve)

Lab Sample ID: 680-90852-42

Lab Name: TestAmerica Savannah

Job No.: 680-90852-3

SDG ID.: 68090852-3

Matrix: Solid

Date Sampled: 05/29/2013 08:35

Reporting Basis: DRY

Date Received: 05/31/2013 08:53

% Solids: 88.6

CAS No.	Analyte	Result	RL	MDL	Units	C	Q	DIL	Method
7440-38-2	Arsenic	77	2.2	0.65	mg/Kg			1	6010C
7440-39-3	Barium	300	1.1	0.33	mg/Kg			1	6010C
7440-43-9	Cadmium	1.6	0.55	0.11	mg/Kg			1	6010C
7440-47-3	Chromium	65	1.1	0.55	mg/Kg			1	6010C
7439-92-1	Lead	11000	11	5.8	mg/Kg			10	6010C
7782-49-2	Selenium	2.7	2.7	1.1	mg/Kg	U		1	6010C
7440-22-4	Silver	0.97	1.1	0.11	mg/Kg	J		1	6010C
7439-97-6	Mercury	0.19	0.020	0.0083	mg/Kg			1	7471B

1A-IN
INORGANIC ANALYSIS DATA SHEET
METALS

Client Sample ID: HP0125A-CS-SP (sieve)

Lab Sample ID: 680-90852-43

Lab Name: TestAmerica Savannah

Job No.: 680-90852-3

SDG ID.: 68090852-3

Matrix: Solid

Date Sampled: 05/29/2013 13:39

Reporting Basis: DRY

Date Received: 05/31/2013 08:53

% Solids: 83.6

CAS No.	Analyte	Result	RL	MDL	Units	C	Q	DIL	Method
7440-38-2	Arsenic	29	2.1	0.63	mg/Kg			1	6010C
7440-39-3	Barium	190	1.1	0.32	mg/Kg			1	6010C
7440-43-9	Cadmium	0.93	0.53	0.11	mg/Kg			1	6010C
7440-47-3	Chromium	71	1.1	0.53	mg/Kg			1	6010C
7439-92-1	Lead	270	1.1	0.57	mg/Kg			1	6010C
7782-49-2	Selenium	2.7	2.7	1.1	mg/Kg	U		1	6010C
7440-22-4	Silver	1.1	1.1	0.10	mg/Kg	U		1	6010C
7439-97-6	Mercury	0.40	0.021	0.0085	mg/Kg			1	7471B

2A-IN
 CALIBRATION VERIFICATIONS
 METALS

Lab Name: TestAmerica Savannah Job No.: 680-90852-3

SDG No.: 68090852-3

ICV Source: P_ICV_wk_00215 Concentration Units: ug/L

CCV Source: P_CCV_wk_00112

Analyte	ICV 680-279357/4 06/05/2013 10:19				CCV 680-279357/166 06/05/2013 23:02				CCV 680-279357/178 06/05/2013 23:58			
	Found	C	True	%R	Found	C	True	%R	Found	C	True	%R
Arsenic	1040		1000	104	496		500	99	494		500	99
Barium	1000		1000	100	4900		5000	98	4880		5000	98
Cadmium	1020		1000	102	497		500	99	497		500	99
Chromium	1000		1000	100	4950		5000	99	4960		5000	99
Lead	1040		1000	104	498		500	100	494		500	99
Selenium	1020		1000	102	5040		5000	101	5030		5000	101
Silver	981		1000	98	497		500	99	493		500	99

Note! Calculations are performed before rounding to avoid round-off errors in calculated results.
 Italicized analytes were not requested for this sequence.

2A-IN
 CALIBRATION VERIFICATIONS
 METALS

Lab Name: TestAmerica Savannah Job No.: 680-90852-3

SDG No.: 68090852-3

ICV Source: P_ICV_wk_00215 Concentration Units: ug/L

CCV Source: P_CCV_wk_00112

Analyte	CCV 680-279357/190 06/06/2013 00:54											
	Found	C	True	%R	Found	C	True	%R	Found	C	True	%R
Arsenic	496		500	99								
Barium	4880		5000	98								
Cadmium	499		500	100								
Chromium	4960		5000	99								
Lead	497		500	99								
Selenium	5040		5000	101								
Silver	498		500	100								

Note! Calculations are performed before rounding to avoid round-off errors in calculated results.
 Italicized analytes were not requested for this sequence.

2A-IN
 CALIBRATION VERIFICATIONS
 METALS

Lab Name: TestAmerica Savannah Job No.: 680-90852-3

SDG No.: 68090852-3

ICV Source: P_ICV_wk_00215 Concentration Units: ug/L

CCV Source: P_CCV_wk_00112

Analyte	ICV 680-279528/4 06/06/2013 10:30				CCV 680-279528/49 06/06/2013 14:04				CCV 680-279528/61 06/06/2013 15:06			
	Found	C	True	%R	Found	C	True	%R	Found	C	True	%R
Lead	1030		1000	103	486		500	97	491		500	98
<i>Arsenic</i>	1030		1000	103	484		500	97	480		500	96
<i>Barium</i>	1000		1000	100	4910		5000	98	4910		5000	98
<i>Cadmium</i>	1010		1000	101	484		500	97	485		500	97
<i>Chromium</i>	998		1000	100	4850		5000	97	4870		5000	97
<i>Selenium</i>	998		1000	100	4800		5000	96	4800		5000	96
<i>Silver</i>	969		1000	97	487		500	97	482		500	96

Note! Calculations are performed before rounding to avoid round-off errors in calculated results.
 Italicized analytes were not requested for this sequence.

2A-IN
 CALIBRATION VERIFICATIONS
 METALS

Lab Name: TestAmerica Savannah Job No.: 680-90852-3

SDG No.: 68090852-3

ICV Source: hg_icvint_00088 Concentration Units: ug/L

CCV Source: Hg_Int_Cal_00093

Analyte	ICV 680-279057/34-A 06/05/2013 13:43				CCV 680-279057/31-A 06/05/2013 14:54				CCV 680-279057/31-A 06/05/2013 15:25			
	Found	C	True	%R	Found	C	True	%R	Found	C	True	%R
Mercury	2.74		3.00	91	2.45		2.50	98	2.51		2.50	101

Note! Calculations are performed before rounding to avoid round-off errors in calculated results.
 Italicized analytes were not requested for this sequence.

2A-IN
 CALIBRATION VERIFICATIONS
 METALS

Lab Name: TestAmerica Savannah Job No.: 680-90852-3

SDG No.: 68090852-3

ICV Source: hg_icvint_00088 Concentration Units: ug/L

CCV Source: Hg_Int_Cal_00093

Analyte	CCV 680-279057/31-A 06/05/2013 15:57				CCV 680-279057/31-A 06/05/2013 16:05							
	Found	C	True	%R	Found	C	True	%R	Found	C	True	%R
Mercury	2.58		2.50	103	2.43		2.50	97				

Note! Calculations are performed before rounding to avoid round-off errors in calculated results.
 Italicized analytes were not requested for this sequence.

2B-IN
CRQL CHECK STANDARD
METALS

Lab Name: TestAmerica Savannah Job No.: 680-90852-3
 SDG No.: 68090852-3
 Method: 6010C Instrument ID: ICPE
 Lab Sample ID: CRI 680-279357/7 Concentration Units: ug/L
 CRQL Check Standard Source: P_CRI_00024

Analyte	CRQL Check Standard				
	True	Found	Qualifiers	%R(1)	Limits
Arsenic	20.0	21.1		106	50-150
Barium	10.0	8.63	J	86	50-150
Cadmium	5.00	5.18		104	50-150
Chromium	10.0	10.5		105	50-150
Lead	10.0	8.34	J	83	50-150
Selenium	20.0	19.8	J	99	50-150
Silver	10.0	9.39	J	94	50-150

Lab Sample ID: CRI 680-279357/195 Concentration Units: ug/L
 CRQL Check Standard Source: P_CRI_00024

Analyte	CRQL Check Standard				
	True	Found	Qualifiers	%R(1)	Limits
Arsenic	20.0	21.6		108	50-150
Barium	10.0	7.78	J	78	50-150
Cadmium	5.00	5.12		102	50-150
Chromium	10.0	10.5		105	50-150
Lead	10.0	8.38	J	84	50-150
Selenium	20.0	16.9	J	84	50-150
Silver	10.0	9.54	J	95	50-150

Lab Sample ID: CRI 680-279528/7 Concentration Units: ug/L
 CRQL Check Standard Source: P_CRI_00024

Analyte	CRQL Check Standard				
	True	Found	Qualifiers	%R(1)	Limits
Arsenic	20.0	23.6		118	50-150
Barium	10.0	9.95	J	100	50-150
Cadmium	5.00	4.98	J	100	50-150
Chromium	10.0	9.62	J	96	50-150
Lead	10.0	8.28	J	83	50-150
Selenium	20.0	22.5	J	113	50-150
Silver	10.0	10.4		104	50-150

Note! Calculations are performed before rounding to avoid round-off errors in calculated results.

2B-IN
CRQL CHECK STANDARD
METALS

Lab Name: TestAmerica Savannah Job No.: 680-90852-3
 SDG No.: 68090852-3
 Method: 6010C Instrument ID: ICPE
 Lab Sample ID: CRI 680-279528/87 Concentration Units: ug/L
 CRQL Check Standard Source: P_CRI_00024

Analyte	CRQL Check Standard				
	True	Found	Qualifiers	%R(1)	Limits
Arsenic	20.0	19.5	J	97	50-150
Barium	10.0	9.34	J	93	50-150
Cadmium	5.00	4.80	J	96	50-150
Chromium	10.0	9.79	J	98	50-150
Lead	10.0	13.4		134	50-150
Selenium	20.0	22.1	J	110	50-150
Silver	10.0	10.3		103	50-150

Note! Calculations are performed before rounding to avoid round-off errors in calculated results.

2B-IN
CRQL CHECK STANDARD
METALS

Lab Name: TestAmerica Savannah Job No.: 680-90852-3
 SDG No.: 68090852-3
 Method: 7471B Instrument ID: LEEMAN2
 Lab Sample ID: CRA 680-279057/36-A Concentration Units: ug/L
 CRQL Check Standard Source: Hg_Int_Cal_00093

Analyte	CRQL Check Standard				
	True	Found	Qualifiers	%R(1)	Limits
Mercury	0.200	0.180	J	90	50-150

Note! Calculations are performed before rounding to avoid round-off errors in calculated results.

3-IN
INSTRUMENT BLANKS
METALS

Lab Name: TestAmerica Savannah Job No.: 680-90852-3

SDG No.: 68090852-3

Concentration Units: ug/L

Analyte	RL	ICBIS 680-279357/5 06/05/2013 10:23		CCB 680-279357/167 06/05/2013 23:07		CCB 680-279357/179 06/06/2013 00:03		CCB 680-279357/191 06/06/2013 00:59	
		Found	C	Found	C	Found	C	Found	C
Arsenic	20	20	U	20	U	20	U	20	U
Barium	10	10	U	10	U	10	U	10	U
Cadmium	5.0	5.0	U	5.0	U	5.0	U	5.0	U
Chromium	10	10	U	10	U	10	U	10	U
Lead	10	10	U	10	U	10	U	10	U
Selenium	25	25	U	11.5	J	25	U	25	U
Silver	10	10	U	10	U	10	U	10	U

Italicized analytes were not requested for this sequence.

3-IN
INSTRUMENT BLANKS
METALS

Lab Name: TestAmerica Savannah Job No.: 680-90852-3

SDG No.: 68090852-3

Concentration Units: ug/L

Analyte	RL	ICBIS 680-279528/5 06/06/2013 10:35		CCB 680-279528/50 06/06/2013 14:08		CCB 680-279528/62 06/06/2013 15:11		Found	C
		Found	C	Found	C	Found	C		
Lead	10	10	U	10	U	10	U		
<i>Arsenic</i>	20	20	U	20	U	20	U		
<i>Barium</i>	10	10	U	10	U	10	U		
<i>Cadmium</i>	5.0	5.0	U	5.0	U	5.0	U		
<i>Chromium</i>	10	10	U	10	U	10	U		
<i>Selenium</i>	25	25	U	25	U	25	U		
<i>Silver</i>	10	10	U	10	U	10	U		

Italicized analytes were not requested for this sequence.

3-IN
INSTRUMENT BLANKS
METALS

Lab Name: TestAmerica Savannah Job No.: 680-90852-3

SDG No.: 68090852-3

Concentration Units: ug/L

Analyte	RL	ICB 680-279057/35-A 06/05/2013 13:46		CCB 680-279057/32-A 06/05/2013 14:56		CCB 680-279057/32-A 06/05/2013 15:28		CCB 680-279057/32-A 06/05/2013 15:59	
		Found	C	Found	C	Found	C	Found	C
Mercury	0.20	0.20	U	0.20	U	0.20	U	0.20	U

Italicized analytes were not requested for this sequence.

3-IN
INSTRUMENT BLANKS
METALS

Lab Name: TestAmerica Savannah Job No.: 680-90852-3

SDG No.: 68090852-3

Concentration Units: ug/L

Analyte	RL	CCB 680-279057/32-A 06/05/2013 16:07							
		Found	C	Found	C	Found	C	Found	C
Mercury	0.20	0.20	U						

Italicized analytes were not requested for this sequence.

3-IN
METHOD BLANK
METALS

Lab Name: TestAmerica Savannah Job No.: 680-90852-3
SDG No.: 68090852-3
Concentration Units: mg/Kg Lab Sample ID: MB 680-279047/1-A
Instrument Code: ICPE Batch No.: 279357

CAS No.	Analyte	Concentration	C	Q	Method
7440-38-2	Arsenic	2.0	U		6010C
7440-39-3	Barium	0.98	U		6010C
7440-43-9	Cadmium	0.49	U		6010C
7440-47-3	Chromium	0.98	U		6010C
7439-92-1	Lead	0.98	U		6010C
7782-49-2	Selenium	2.5	U		6010C
7440-22-4	Silver	0.98	U		6010C

3-IN
METHOD BLANK
METALS

Lab Name: TestAmerica Savannah Job No.: 680-90852-3
SDG No.: 68090852-3
Concentration Units: mg/Kg Lab Sample ID: MB 680-279061/1-A
Instrument Code: LEEMAN2 Batch No.: 279277

CAS No.	Analyte	Concentration	C	Q	Method
7439-97-6	Mercury	0.018	U		7471B

4A-IN
INTERFERENCE CHECK STANDARD
METALS

Lab Name: TestAmerica Savannah

Job No.: 680-90852-3

SDG No.: 68090852-3

Lab Sample ID: ICSA 680-279357/8

Instrument ID: ICPE

Lab File ID: E06052013.csv

ICS Source: P_ICSA_wk_00032

Concentration Units: ug/L

Analyte	True Solution A	Found Solution A	Percent Recovery
Arsenic		-3.52	
Barium		-2.74	
Cadmium		2.87	
Chromium		0.964	
Lead		-6.97	
Selenium		9.33	
Silver		0.463	
<i>Aluminum</i>	<i>500000</i>	<i>515309</i>	<i>103</i>
<i>Antimony</i>		<i>3.22</i>	
<i>Beryllium</i>		<i>-0.125</i>	
<i>Boron</i>		<i>16.7</i>	
<i>Calcium</i>	<i>500000</i>	<i>480119</i>	<i>96</i>
<i>Cobalt</i>		<i>-0.167</i>	
<i>Copper</i>		<i>1.67</i>	
<i>Iron</i>	<i>200000</i>	<i>187701</i>	<i>94</i>
<i>Magnesium</i>	<i>500000</i>	<i>505520</i>	<i>101</i>
<i>Manganese</i>		<i>0.775</i>	
<i>Molybdenum</i>		<i>1.84</i>	
<i>Nickel</i>		<i>3.42</i>	
<i>Potassium</i>		<i>1.38</i>	
<i>Sodium</i>		<i>-286</i>	
<i>Strontium</i>		<i>8.89</i>	
<i>Thallium</i>		<i>-18.5</i>	
<i>Tin</i>		<i>6.18</i>	
<i>Titanium</i>		<i>2.99</i>	
<i>Vanadium</i>		<i>0.269</i>	
<i>Zinc</i>		<i>22.5</i>	

Calculations are performed before rounding to avoid round-off errors in calculated results.

4A-IN
INTERFERENCE CHECK STANDARD
METALS

Lab Name: TestAmerica Savannah

Job No.: 680-90852-3

SDG No.: 68090852-3

Lab Sample ID: ICSAB 680-279357/9

Instrument ID: ICPE

Lab File ID: E06052013.csv

ICS Source: P_ICSAB_wk_00045

Concentration Units: ug/L

Analyte	True	Found	Percent Recovery
	Solution AB	Solution AB	
Arsenic	100	106	106
Barium	500	545	109
Cadmium	1000	1032	103
Chromium	500	523	105
Lead	50.0	46.1	92
Selenium	50.0	48.3	97
Silver	200	224	112
<i>Aluminum</i>	<i>500000</i>	<i>539099</i>	<i>108</i>
<i>Antimony</i>	<i>600</i>	<i>628</i>	<i>105</i>
<i>Beryllium</i>	<i>500</i>	<i>494</i>	<i>99</i>
<i>Boron</i>		<i>15.3</i>	
<i>Calcium</i>	<i>500000</i>	<i>503024</i>	<i>101</i>
<i>Cobalt</i>	<i>500</i>	<i>515</i>	<i>103</i>
<i>Copper</i>	<i>500</i>	<i>580</i>	<i>116</i>
<i>Iron</i>	<i>200000</i>	<i>196766</i>	<i>98</i>
<i>Magnesium</i>	<i>500000</i>	<i>529472</i>	<i>106</i>
<i>Manganese</i>	<i>500</i>	<i>542</i>	<i>108</i>
<i>Molybdenum</i>	<i>1000</i>	<i>1195</i>	<i>119</i>
<i>Nickel</i>	<i>1000</i>	<i>1020</i>	<i>102</i>
<i>Potassium</i>		<i>0.953</i>	
<i>Sodium</i>		<i>-191</i>	
<i>Strontium</i>		<i>6.42</i>	
<i>Thallium</i>	<i>100</i>	<i>100</i>	<i>100</i>
<i>Tin</i>	<i>1000</i>	<i>1105</i>	<i>111</i>
<i>Titanium</i>		<i>2.98</i>	
<i>Vanadium</i>	<i>500</i>	<i>529</i>	<i>106</i>
<i>Zinc</i>	<i>1000</i>	<i>1007</i>	<i>101</i>

Calculations are performed before rounding to avoid round-off errors in calculated results.

4A-IN
INTERFERENCE CHECK STANDARD
METALS

Lab Name: TestAmerica Savannah

Job No.: 680-90852-3

SDG No.: 68090852-3

Lab Sample ID: ICSA 680-279357/100

Instrument ID: ICPE

Lab File ID: E06052013.csv

ICS Source: P_ICSA_wk_00032

Concentration Units: ug/L

Analyte	True Solution A	Found Solution A	Percent Recovery
Arsenic		-3.31	
Barium		-4.03	
Cadmium		3.01	
Chromium		1.12	
Lead		-12.4	
Selenium		6.07	
Silver		-0.864	
<i>Aluminum</i>	<i>500000</i>	<i>524026</i>	<i>105</i>
<i>Antimony</i>		<i>0.336</i>	
<i>Beryllium</i>		<i>-0.146</i>	
<i>Boron</i>		<i>14.5</i>	
<i>Calcium</i>	<i>500000</i>	<i>487679</i>	<i>98</i>
<i>Cobalt</i>		<i>-0.0445</i>	
<i>Copper</i>		<i>1.47</i>	
<i>Iron</i>	<i>200000</i>	<i>190687</i>	<i>95</i>
<i>Magnesium</i>	<i>500000</i>	<i>516723</i>	<i>103</i>
<i>Manganese</i>		<i>1.04</i>	
<i>Molybdenum</i>		<i>-0.199</i>	
<i>Nickel</i>		<i>3.96</i>	
<i>Potassium</i>		<i>-2.27</i>	
<i>Sodium</i>		<i>-488</i>	
<i>Strontium</i>		<i>8.20</i>	
<i>Thallium</i>		<i>-1.54</i>	
<i>Tin</i>		<i>-0.532</i>	
<i>Titanium</i>		<i>2.96</i>	
<i>Vanadium</i>		<i>0.136</i>	
<i>Zinc</i>		<i>24.6</i>	

Calculations are performed before rounding to avoid round-off errors in calculated results.

4A-IN
INTERFERENCE CHECK STANDARD
METALS

Lab Name: TestAmerica Savannah

Job No.: 680-90852-3

SDG No.: 68090852-3

Lab Sample ID: ICSAB 680-279357/101

Instrument ID: ICPE

Lab File ID: E06052013.csv

ICS Source: P_ICSAB_wk_00045

Concentration Units: ug/L

Analyte	True	Found	Percent Recovery
	Solution AB	Solution AB	
Arsenic	100	109	109
Barium	500	557	111
Cadmium	1000	1062	106
Chromium	500	538	108
Lead	50.0	43.6	87
Selenium	50.0	55.0	110
Silver	200	230	115
<i>Aluminum</i>	<i>500000</i>	<i>555692</i>	<i>111</i>
<i>Antimony</i>	<i>600</i>	<i>630</i>	<i>105</i>
<i>Beryllium</i>	<i>500</i>	<i>510</i>	<i>102</i>
<i>Boron</i>		<i>12.3</i>	
<i>Calcium</i>	<i>500000</i>	<i>515854</i>	<i>103</i>
<i>Cobalt</i>	<i>500</i>	<i>524</i>	<i>105</i>
<i>Copper</i>	<i>500</i>	<i>601</i>	<i>120</i>
<i>Iron</i>	<i>200000</i>	<i>201446</i>	<i>101</i>
<i>Magnesium</i>	<i>500000</i>	<i>545040</i>	<i>109</i>
<i>Manganese</i>	<i>500</i>	<i>556</i>	<i>111</i>
<i>Molybdenum</i>	<i>1000</i>	<i>1224</i>	<i>122</i>
<i>Nickel</i>	<i>1000</i>	<i>1048</i>	<i>105</i>
<i>Potassium</i>		<i>-2.10</i>	
<i>Sodium</i>		<i>-43.1</i>	
<i>Strontium</i>		<i>7.74</i>	
<i>Thallium</i>	<i>100</i>	<i>96.4</i>	<i>96</i>
<i>Tin</i>	<i>1000</i>	<i>1133</i>	<i>113</i>
<i>Titanium</i>		<i>3.09</i>	
<i>Vanadium</i>	<i>500</i>	<i>545</i>	<i>109</i>
<i>Zinc</i>	<i>1000</i>	<i>1027</i>	<i>103</i>

Calculations are performed before rounding to avoid round-off errors in calculated results.

4A-IN
INTERFERENCE CHECK STANDARD
METALS

Lab Name: TestAmerica Savannah

Job No.: 680-90852-3

SDG No.: 68090852-3

Lab Sample ID: ICSA 680-279357/196

Instrument ID: ICPE

Lab File ID: E06052013.csv

ICS Source: P_ICSA_wk_00032

Concentration Units: ug/L

Analyte	True Solution A	Found Solution A	Percent Recovery
Arsenic		-0.102	
Barium		-2.49	
Cadmium		3.16	
Chromium		0.501	
Lead		-7.15	
Selenium		2.67	
Silver		-0.952	
<i>Aluminum</i>	500000	523415	105
<i>Antimony</i>		2.41	
<i>Beryllium</i>		-0.170	
<i>Boron</i>		13.0	
<i>Calcium</i>	500000	485542	97
<i>Cobalt</i>		-0.579	
<i>Copper</i>		2.73	
<i>Iron</i>	200000	190386	95
<i>Magnesium</i>	500000	517886	104
<i>Manganese</i>		0.808	
<i>Molybdenum</i>		0.769	
<i>Nickel</i>		3.66	
<i>Potassium</i>		-3.87	
<i>Sodium</i>		-341	
<i>Strontium</i>		8.66	
<i>Thallium</i>		-16.4	
<i>Tin</i>		0.600	
<i>Titanium</i>		2.96	
<i>Vanadium</i>		0.590	
<i>Zinc</i>		25.2	

Calculations are performed before rounding to avoid round-off errors in calculated results.

4A-IN
INTERFERENCE CHECK STANDARD
METALS

Lab Name: TestAmerica Savannah

Job No.: 680-90852-3

SDG No.: 68090852-3

Lab Sample ID: ICSAB 680-279357/197

Instrument ID: ICPE

Lab File ID: E06052013.csv

ICS Source: P_ICSAB_wk_00045

Concentration Units: ug/L

Analyte	True	Found	Percent Recovery
	Solution AB	Solution AB	
Arsenic	100	108	108
Barium	500	546	109
Cadmium	1000	1056	106
Chromium	500	533	107
Lead	50.0	55.2	110
Selenium	50.0	58.5	117
Silver	200	229	114
<i>Aluminum</i>	<i>500000</i>	<i>551851</i>	<i>110</i>
<i>Antimony</i>	<i>600</i>	<i>634</i>	<i>106</i>
<i>Beryllium</i>	<i>500</i>	<i>512</i>	<i>102</i>
<i>Boron</i>		<i>11.4</i>	
<i>Calcium</i>	<i>500000</i>	<i>512164</i>	<i>102</i>
<i>Cobalt</i>	<i>500</i>	<i>520</i>	<i>104</i>
<i>Copper</i>	<i>500</i>	<i>597</i>	<i>119</i>
<i>Iron</i>	<i>200000</i>	<i>199920</i>	<i>100</i>
<i>Magnesium</i>	<i>500000</i>	<i>545817</i>	<i>109</i>
<i>Manganese</i>	<i>500</i>	<i>552</i>	<i>110</i>
<i>Molybdenum</i>	<i>1000</i>	<i>1212</i>	<i>121</i>
<i>Nickel</i>	<i>1000</i>	<i>1046</i>	<i>105</i>
<i>Potassium</i>		<i>-2.67</i>	
<i>Sodium</i>		<i>-168</i>	
<i>Strontium</i>		<i>7.18</i>	
<i>Thallium</i>	<i>100</i>	<i>95.7</i>	<i>96</i>
<i>Tin</i>	<i>1000</i>	<i>1122</i>	<i>112</i>
<i>Titanium</i>		<i>3.06</i>	
<i>Vanadium</i>	<i>500</i>	<i>539</i>	<i>108</i>
<i>Zinc</i>	<i>1000</i>	<i>1034</i>	<i>103</i>

Calculations are performed before rounding to avoid round-off errors in calculated results.

4A-IN
INTERFERENCE CHECK STANDARD
METALS

Lab Name: TestAmerica Savannah Job No.: 680-90852-3
 SDG No.: 68090852-3
 Lab Sample ID: ICSA 680-279528/8 Instrument ID: ICPE
 Lab File ID: E06062013FIN.csv ICS Source: P_ICSA_wk_00032
 Concentration Units: ug/L

Analyte	True Solution A	Found Solution A	Percent Recovery
Lead		-0.0709	
Aluminum	500000	503217	101
Antimony		14.0	
Arsenic		2.12	
Barium		6.61	
Beryllium		-0.114	
Boron		22.2	
Cadmium		3.02	
Calcium	500000	478939	96
Chromium		0.639	
Cobalt		-0.275	
Copper		0.764	
Iron	200000	192571	96
Magnesium	500000	509999	102
Manganese		1.02	
Molybdenum		2.53	
Nickel		2.86	
Potassium		2.11	
Selenium		-15.4	
Silver		0.0224	
Sodium		-276	
Strontium		7.98	
Thallium		-14.7	
Tin		-0.237	
Titanium		3.01	
Vanadium		0.493	
Zinc		20.5	

Calculations are performed before rounding to avoid round-off errors in calculated results.

4A-IN
INTERFERENCE CHECK STANDARD
METALS

Lab Name: TestAmerica Savannah

Job No.: 680-90852-3

SDG No.: 68090852-3

Lab Sample ID: ICSAB 680-279528/9

Instrument ID: ICPE

Lab File ID: E06062013FIN.csv

ICS Source: P_ICSAB_wk_00045

Concentration Units: ug/L

Analyte	True	Found	Percent Recovery
	Solution AB	Solution AB	
Lead	50.0	45.1	90
Aluminum	500000	524304	105
Antimony	600	635	106
Arsenic	100	113	113
Barium	500	566	113
Beryllium	500	497	99
Boron		20.0	
Cadmium	1000	1041	104
Calcium	500000	507479	101
Chromium	500	528	106
Cobalt	500	519	104
Copper	500	582	116
Iron	200000	201109	101
Magnesium	500000	531802	106
Manganese	500	545	109
Molybdenum	1000	1198	120
Nickel	1000	1029	103
Potassium		1.88	
Selenium	50.0	48.7	97
Silver	200	225	112
Sodium		-403	
Strontium		6.54	
Thallium	100	94.9	95
Tin	1000	1123	112
Titanium		3.20	
Vanadium	500	536	107
Zinc	1000	1006	101

Calculations are performed before rounding to avoid round-off errors in calculated results.

4A-IN
INTERFERENCE CHECK STANDARD
METALS

Lab Name: TestAmerica Savannah

Job No.: 680-90852-3

SDG No.: 68090852-3

Lab Sample ID: ICSA 680-279528/88

Instrument ID: ICPE

Lab File ID: E06062013FIN.csv

ICS Source: P_ICSA_wk_00032

Concentration Units: ug/L

Analyte	True	Found	Percent Recovery
	Solution A	Solution A	
Lead		-2.54	
Aluminum	500000	493120	99
Antimony		6.11	
Arsenic		-2.78	
Barium		5.28	
Beryllium		-0.123	
Boron		19.0	
Cadmium		2.94	
Calcium	500000	475662	95
Chromium		0.509	
Cobalt		0.0247	
Copper		1.00	
Iron	200000	190365	95
Magnesium	500000	499475	100
Manganese		1.75	
Molybdenum		3.39	
Nickel		4.39	
Potassium		2.60	
Selenium		-8.73	
Silver		0.523	
Sodium		-205	
Strontium		9.68	
Thallium		-12.9	
Tin		0.601	
Titanium		3.10	
Vanadium		0.957	
Zinc		28.8	

Calculations are performed before rounding to avoid round-off errors in calculated results.

4A-IN
INTERFERENCE CHECK STANDARD
METALS

Lab Name: TestAmerica Savannah

Job No.: 680-90852-3

SDG No.: 68090852-3

Lab Sample ID: ICSAB 680-279528/89

Instrument ID: ICPE

Lab File ID: E06062013FIN.csv

ICS Source: P_ICSAB_wk_00045

Concentration Units: ug/L

Analyte	True	Found	Percent Recovery
	Solution AB	Solution AB	
Lead	50.0	53.7	107
Aluminum	500000	517197	103
Antimony	600	631	105
Arsenic	100	113	113
Barium	500	563	113
Beryllium	500	484	97
Boron		17.3	
Cadmium	1000	1045	104
Calcium	500000	496970	99
Chromium	500	529	106
Cobalt	500	515	103
Copper	500	571	114
Iron	200000	199533	100
Magnesium	500000	524560	105
Manganese	500	545	109
Molybdenum	1000	1201	120
Nickel	1000	1023	102
Potassium		2.05	
Selenium	50.0	53.9	108
Silver	200	223	111
Sodium		-449	
Strontium		6.20	
Thallium	100	85.4	85
Tin	1000	1103	110
Titanium		3.29	
Vanadium	500	530	106
Zinc	1000	988	99

Calculations are performed before rounding to avoid round-off errors in calculated results.

5A-IN
 MATRIX SPIKE SAMPLE RECOVERY
 METALS

Client ID: FM0322A-CS-SP MS

Lab ID: 680-90852-9 MS

Lab Name: TestAmerica Savannah

Job No.: 680-90852-3

SDG No.: 68090852-3

Matrix: Solid

Concentration Units: mg/Kg

% Solids: 91.7

Analyte	SSR C	Sample Result (SR) C	Spike Added (SA)	%R	Control Limit %R	Q	Method
Arsenic	20.5	9.3	10.7	105	75-125		6010C
Barium	129	130	10.7	-5	75-125	4	6010C
Cadmium	5.87	0.48	5.34	101	75-125		6010C
Chromium	23.1	15	10.7	76	75-125		6010C
Lead	464	580	5.34	-2127	75-125	4	6010C
Selenium	11.3	2.7	10.7	106	75-125		6010C
Silver	5.38	1.1	5.34	101	75-125		6010C
Mercury	0.235	0.11	0.0940	130	80-120	F	7471B

SSR = Spiked Sample Result

Calculations are performed before rounding to avoid round-off errors in calculated results.
 Note - Results and Reporting Limits have been adjusted for dry weight.

5A-IN
 MATRIX SPIKE DUPLICATE SAMPLE RECOVERY
 METALS

Client ID: FM0322A-CS-SP MSD Lab ID: 680-90852-9 MSD
 Lab Name: TestAmerica Savannah Job No.: 680-90852-3
 SDG No.: 68090852-3
 Matrix: Solid Concentration Units: mg/Kg
 % Solids: 91.7

Analyte	(SDR) C	Spike Added (SA)	%R	Control Limit %R	RPD	RPD Limit	Q	Method
Arsenic	21.1	10.7	111	75-125	3	20		6010C
Barium	131	10.7	12	75-125	1	20	4	6010C
Cadmium	5.78	5.34	99	75-125	1	20		6010C
Chromium	29.7	10.7	138	75-125	25	20	F	6010C
Lead	471	5.34	-1998	75-125	1	20	4	6010C
Selenium	11.1	10.7	104	75-125	2	20		6010C
Silver	5.34	5.34	100	75-125	1	20		6010C
Mercury	0.208	0.0991	95	80-120	12	20		7471B

SDR = Sample Duplicate Result

Calculations are performed before rounding to avoid round-off errors in calculated results.
 Note - Results and Reporting Limits have been adjusted for dry weight.

5B-IN
 POST DIGESTION SPIKE SAMPLE RECOVERY
 METALS

Client ID: FM0322A-CS-SP PDS

Lab ID: 680-90852-9 PDS

Lab Name: TestAmerica Savannah

Job No.: 680-90852-3

SDG No.: 68090852-3

Matrix: Solid

Concentration Units: mg/Kg

Analyte	SSR C	Sample Result (SR) C	Spike Added (SA)	%R	Control Limit %R	Q	Method
Arsenic	222	9.3	214	99	75-125		6010C
Barium	322	130	214	90	75-125		6010C
Cadmium	5.43	0.48 J	5.34	93	75-125		6010C
Chromium	34.1	15	21.4	90	75-125		6010C
Lead	613	580	53.4	NC	75-125		6010C
Selenium	206	2.7 U	214	96	75-125		6010C
Silver	4.82	1.1 U	5.34	90	75-125		6010C

SSR = Spiked Sample Result

Calculations are performed before rounding to avoid round-off errors in calculated results.
 Note - Results and Reporting Limits have been adjusted for dry weight.

7A-IN
LAB CONTROL SAMPLE
METALS

Lab ID: LCS 680-279047/2-A

Lab Name: TestAmerica Savannah

Job No.: 680-90852-3

Sample Matrix: Solid

LCS Source: MS_LCS1_WK_00004

Analyte	Solid(mg/Kg)							
	True	Found	C	%R	Limits		Q	Method
Arsenic	9.80	10.4		106	75	125		6010C
Barium	9.80	9.28		95	75	125		6010C
Cadmium	4.90	5.03		103	75	125		6010C
Chromium	9.80	9.97		102	75	125		6010C
Lead	4.90	5.54		113	75	125		6010C
Selenium	9.80	10.4		106	75	125		6010C
Silver	4.90	5.00		102	75	125		6010C

Calculations are performed before rounding to avoid round-off errors in calculated results.

FORM VIIA - IN

7A-IN
LAB CONTROL SAMPLE
METALS

Lab ID: LCS 680-279061/2-A

Lab Name: TestAmerica Savannah

Job No.: 680-90852-3

Sample Matrix: Solid

LCS Source: Hg_Int_Cal_00093

Analyte	Solid(mg/Kg)						
	True	Found	C	%R	Limits	Q	Method
Mercury	0.231	0.215		93	80 120		7471B

Calculations are performed before rounding to avoid round-off errors in calculated results.

FORM VIIA - IN

8-IN
 ICP-AES AND ICP-MS SERIAL DILUTIONS
 METALS

Lab ID: 680-90852-9

SDG No: 68090852-3

Lab Name: TestAmerica Savannah

Job No: 680-90852-3

Matrix: Solid

Concentration Units: mg/Kg

Analyte	Initial Sample Result (I)	C	Serial Dilution Result (S)	C	% Difference	Q	Method
Arsenic	9.3		6.88	J	NC		6010C
Barium	130		134		2.8		6010C
Cadmium	0.48	J	0.546	J	NC		6010C
Chromium	15		15.7		NC		6010C
Lead	580		604		4.5		6010C
Selenium	2.7	U	13	U	NC		6010C
Silver	1.1	U	5.3	U	NC		6010C

Calculations are performed before rounding to avoid round-off errors in calculated results.

FORM VIII-IN

9-IN
DETECTION LIMITS
METALS

Lab Name: TestAmerica Savannah

Job Number: 680-90852-3

SDG Number: 68090852-3

Matrix: Solid

Instrument ID: ICPE

Method: 6010C

MDL Date: 06/02/2009 00:00

Prep Method: 3050B

Analyte	Wavelength/ Mass	RL (mg/Kg)	MDL (mg/Kg)
Arsenic		2	0.59
Barium		1	0.3
Cadmium		0.5	0.1
Chromium		1	0.5
Lead		1	0.53
Selenium		2.5	1
Silver		1	0.096

9-IN
CALIBRATION BLANK DETECTION LIMITS
METALS

Lab Name: TestAmerica Savannah

Job Number: 680-90852-3

SDG Number: 68090852-3

Matrix: Solid

Instrument ID: ICPE

Method: 6010C

XMDL Date: 06/02/2009 00:00

Analyte	Wavelength/ Mass	XRL (ug/L)	XMDL (ug/L)
Arsenic		20	5.9
Barium		10	3
Cadmium		5	1
Chromium		10	5
Lead		10	5.3
Selenium		25	10
Silver		10	0.96

9-IN
DETECTION LIMITS
METALS

Lab Name: TestAmerica Savannah

Job Number: 680-90852-3

SDG Number: 68090852-3

Matrix: Solid

Instrument ID: LEEMAN2

Method: 7471B

MDL Date: 06/02/2009 00:00

Prep Method: 7471B

Analyte	Wavelength/ Mass	RL (mg/Kg)	MDL (mg/Kg)
Mercury		0.02	0.0082

9-IN
CALIBRATION BLANK DETECTION LIMITS
METALS

Lab Name: TestAmerica Savannah Job Number: 680-90852-3
SDG Number: 68090852-3
Matrix: Solid Instrument ID: LEEMAN2
Method: 7471B XMDL Date: 06/01/2008 15:53

Analyte	Wavelength/ Mass	XRL (ug/L)	XMDL (ug/L)
Mercury		0.2	0.08

10-IN
ICP-AES INTERELEMENT CORRECTION FACTORS
METALS

Lab Name: TestAmerica Savannah

Job Number: 680-90852-3

SDG No.: 68090852-3

ICP-AES Instrument ID: ICPE

Date: 03/05/2013

Analyte	Wave Length	Ag	Al	As	B	Ba	Be	Ca	Cd	Co	Cr	Cu	Fe	K	Mg
Aluminum	308.215														
Antimony	206.834						0.007900				0.009800		0.000023		
Arsenic	188.980							0.000037					-0.000016		
Barium	389.178												0.000062		0.000112
Beryllium	313.042														
Boron	249.678												-0.000101		
Cadmium	226.502												0.000066		
Calcium	370.602												-0.025890		
Chromium	267.716								-0.000200				0.000005		
Cobalt	228.615										0.000280		-0.000003		
Copper	324.754												0.000006		
Iron	271.441									0.090560	0.001160				
Lead	220.353		-0.000011							-0.000200					
Magnesium	279.078		-0.000142										0.000087		
Manganese	257.610												0.000012		0.000025
Molybdenum	202.032												-0.000007		
Nickel	231.604												0.000008		
Potassium	766.491														
Selenium	196.026												0.000012		
Silver	328.068														
Sodium	330.237												-0.005902		
Strontium	216.596							0.000009					0.000039		
Thallium	190.794									0.000530			-0.000052		
Tin	189.925														
Titanium	334.941														
Vanadium	292.401												-0.002240		
Zinc	206.200												-0.001960		

10-IN
ICP-AES INTERELEMENT CORRECTION FACTORS
METALS

Lab Name: TestAmerica Savannah Job Number: 680-90852-3

SDG No.: 68090852-3

ICP-AES Instrument ID: ICPE Date: 03/05/2013

Analyte	Wave Length	Mn	Mo	Na	Ni	Pb	Sb	Se	Sn	Sr	Ti	Tl	V	Zn
Aluminum	308.215		0.023030										-0.003100	
Antimony	206.834		-0.013600						0.000200					
Arsenic	188.980		-0.000430											
Barium	389.178		0.000218										0.000095	
Beryllium	313.042		-0.000082										-0.000019	
Boron	249.678													
Cadmium	226.502													
Calcium	370.602	0.008800									0.058100		0.003040	
Chromium	267.716	0.000090											-0.000200	
Cobalt	228.615		-0.002900						-0.000060		0.002250			
Copper	324.754		0.000550										-0.000200	
Iron	271.441		0.000760										0.004220	
Lead	220.353	0.000130	-0.000800									-0.000325		
Magnesium	279.078	-0.007600												
Manganese	257.610													
Molybdenum	202.032												-0.000260	
Nickel	231.604													
Potassium	766.491													
Selenium	196.026	0.000500												
Silver	328.068	0.000061								-0.000600			0.000081	
Sodium	330.237										-0.150825			-0.144400
Strontium	216.596		-0.003360		-0.001575									
Thallium	190.794	-0.001466	-0.000433										0.000500	
Tin	189.925													
Titanium	334.941													
Vanadium	292.401		-0.007130								0.000575			
Zinc	206.200													

12-IN
PREPARATION LOG
METALS

Lab Name: TestAmerica Savannah

Job No.: 680-90852-3

SDG No.: 68090852-3

Prep Method: 3050B

Lab Sample ID	Preparation Date	Prep Batch	Initial Weight (g)	Initial Volume	Final Volume (mL)
MB 680-279047/1-A	06/04/2013 13:08	279047	1.02		100
LCS 680-279047/2-A	06/04/2013 13:08	279047	1.02		100
680-90852-9	06/04/2013 13:08	279047	1.02		100
680-90852-9 MS	06/04/2013 13:08	279047	1.02		100
680-90852-9 MSD	06/04/2013 13:08	279047	1.02		100
680-90852-15	06/04/2013 13:08	279047	1.02		100
680-90852-16	06/04/2013 13:08	279047	1.02		100
680-90852-17	06/04/2013 13:08	279047	1.04		100
680-90852-35	06/04/2013 13:08	279047	1.14		100
680-90852-41	06/04/2013 13:08	279047	1.05		100
680-90852-42	06/04/2013 13:08	279047	1.03		100
680-90852-43	06/04/2013 13:08	279047	1.12		100

12-IN
PREPARATION LOG
METALS

Lab Name: TestAmerica Savannah Job No.: 680-90852-3

SDG No.: 68090852-3

Prep Method: 7471B

Lab Sample ID	Preparation Date	Prep Batch	Initial Weight (g)	Initial Volume	Final Volume (mL)
MB 680-279061/1-A	06/04/2013 14:33	279061	0.57		50
LCS 680-279061/2-A	06/04/2013 14:33	279061	0.54		50
680-90852-9	06/04/2013 14:33	279061	0.57		50
680-90852-9 MS	06/04/2013 14:33	279061	0.58		50
680-90852-9 MSD	06/04/2013 14:33	279061	0.55		50
680-90852-15	06/04/2013 14:33	279061	0.57		50
680-90852-16	06/04/2013 14:33	279061	0.52		50
680-90852-17	06/04/2013 14:33	279061	0.53		50
680-90852-35	06/04/2013 14:33	279061	0.56		50
680-90852-41	06/04/2013 14:33	279061	0.53		50
680-90852-42	06/04/2013 14:33	279061	0.56		50
680-90852-43	06/04/2013 14:33	279061	0.58		50

13-IN
 ANALYSIS RUN LOG
 METALS

Lab Name: TestAmerica Savannah Job No.: 680-90852-3
 SDG No.: 68090852-3
 Instrument ID: ICPE Method: 6010C
 Start Date: 06/05/2013 10:05 End Date: 06/06/2013 01:36

Lab Sample ID	D / F	T y p e	Time	Analytes																
				A g	A s	B a	C d	C r	P b	S e										
ZZZZZZ			10:05																	
ZZZZZZ			10:10																	
ZZZZZZ			10:14																	
ICV 680-279357/4	1		10:19	X	X	X	X	X	X	X										
ICBIS 680-279357/5	1		10:23	X	X	X	X	X	X	X										
ZZZZZZ			10:28																	
CRI 680-279357/7	1		10:33	X	X	X	X	X	X	X										
ICSA 680-279357/8	1		10:38	X	X	X	X	X	X	X										
ICSAB 680-279357/9	1		10:43	X	X	X	X	X	X	X										
ZZZZZZ			10:48																	
ZZZZZZ			10:58																	
ZZZZZZ			11:03																	
CCV 680-279357/13			11:07																	
CCB 680-279357/14			11:12																	
ZZZZZZ			11:16																	
ZZZZZZ			11:21																	
ZZZZZZ			11:25																	
ZZZZZZ			11:30																	
ZZZZZZ			11:35																	
ZZZZZZ			11:39																	
ZZZZZZ			11:44																	
ZZZZZZ			11:48																	
ZZZZZZ			11:53																	
ZZZZZZ			11:58																	
CCV 680-279357/25			12:02																	
CCB 680-279357/26			12:07																	
ZZZZZZ			12:11																	
ZZZZZZ			12:16																	
ZZZZZZ			12:20																	
ZZZZZZ			12:25																	
ZZZZZZ			12:30																	
ZZZZZZ			12:34																	
ZZZZZZ			12:39																	
ZZZZZZ			12:43																	
ZZZZZZ			12:48																	
ZZZZZZ			12:53																	
CCV 680-279357/37			12:57																	
CCB 680-279357/38			13:02																	
ZZZZZZ			13:06																	
ZZZZZZ			13:11																	
ZZZZZZ			13:15																	
ZZZZZZ			13:20																	

13-IN
 ANALYSIS RUN LOG
 METALS

Lab Name: TestAmerica Savannah Job No.: 680-90852-3
 SDG No.: 68090852-3
 Instrument ID: ICPE Method: 6010C
 Start Date: 06/05/2013 10:05 End Date: 06/06/2013 01:36

Lab Sample ID	D / F	Type	Time	Analytes															
				A g	A s	B a	C d	C r	P b	S e									
ZZZZZZ			13:25																
ZZZZZZ			13:29																
ZZZZZZ			13:34																
ZZZZZZ			13:38																
ZZZZZZ			13:43																
ZZZZZZ			13:48																
CCV 680-279357/49			13:52																
CCB 680-279357/50			13:57																
ZZZZZZ			14:01																
ZZZZZZ			14:06																
ZZZZZZ			14:10																
ZZZZZZ			14:15																
ZZZZZZ			14:20																
ZZZZZZ			14:24																
ZZZZZZ			14:29																
ZZZZZZ			14:33																
ZZZZZZ			14:38																
ZZZZZZ			14:47																
CCV 680-279357/61			14:52																
CCB 680-279357/62			14:57																
ZZZZZZ			15:01																
ZZZZZZ			15:06																
ZZZZZZ			15:10																
ZZZZZZ			15:15																
ZZZZZZ			15:20																
ZZZZZZ			15:24																
ZZZZZZ			15:29																
ZZZZZZ			15:34																
ZZZZZZ			15:38																
ZZZZZZ			15:43																
CCV 680-279357/73			15:48																
CCB 680-279357/74			15:52																
ZZZZZZ			15:57																
ZZZZZZ			16:01																
ZZZZZZ			16:06																
ZZZZZZ			16:10																
ZZZZZZ			16:15																
ZZZZZZ			16:20																
ZZZZZZ			16:24																
ZZZZZZ			16:29																
ZZZZZZ			16:33																
ZZZZZZ			16:38																

13-IN
ANALYSIS RUN LOG
METALS

Lab Name: TestAmerica Savannah Job No.: 680-90852-3

SDG No.: 68090852-3

Instrument ID: ICPE Method: 6010C

Start Date: 06/05/2013 10:05 End Date: 06/06/2013 01:36

Lab Sample ID	D / F	Type	Time	Analytes															
				A g	A s	B a	C d	C r	P b	S e									
CCV 680-279357/85			16:43																
CCB 680-279357/86			16:47																
ZZZZZZ			16:52																
ZZZZZZ			16:56																
ZZZZZZ			17:01																
ZZZZZZ			17:05																
ZZZZZZ			17:10																
ZZZZZZ			17:15																
ZZZZZZ			17:19																
ZZZZZZ			17:24																
ZZZZZZ			17:28																
ZZZZZZ			17:34																
CCV 680-279357/97			17:43																
CCB 680-279357/98			17:48																
ZZZZZZ			17:53																
ICSA 680-279357/100	1		17:57	X	X	X	X	X	X	X									
ICSAB 680-279357/101	1		18:02	X	X	X	X	X	X	X									
CCV 680-279357/102			18:06																
CCB 680-279357/103			18:11																
ZZZZZZ			18:16																
ZZZZZZ			18:20																
ZZZZZZ			18:25																
ZZZZZZ			18:29																
ZZZZZZ			18:34																
CCV 680-279357/109			18:39																
CCB 680-279357/110			18:43																
ZZZZZZ			18:48																
ZZZZZZ			18:52																
ZZZZZZ			18:57																
ZZZZZZ			19:02																
ZZZZZZ			19:06																
ZZZZZZ			19:11																
ZZZZZZ			19:16																
ZZZZZZ			19:20																
ZZZZZZ			19:25																
ZZZZZZ			19:29																
CCV 680-279357/121			19:34																
CCB 680-279357/122			19:39																
ZZZZZZ			19:43																
ZZZZZZ			19:48																
ZZZZZZ			19:52																
ZZZZZZ			19:57																

13-IN
ANALYSIS RUN LOG
METALS

Lab Name: TestAmerica Savannah Job No.: 680-90852-3

SDG No.: 68090852-3

Instrument ID: ICPE Method: 6010C

Start Date: 06/05/2013 10:05 End Date: 06/06/2013 01:36

Lab Sample ID	D / F	Type	Time	Analytes															
				A g	A s	B a	C d	C r	P b	S e									
ZZZZZZ			20:02																
ZZZZZZ			20:06																
ZZZZZZ			20:11																
ZZZZZZ			20:15																
ZZZZZZ			20:20																
ZZZZZZ			20:25																
CCV 680-279357/133			20:29																
CCB 680-279357/134			20:34																
ZZZZZZ			20:38																
ZZZZZZ			20:43																
ZZZZZZ			20:48																
ZZZZZZ			20:52																
ZZZZZZ			20:57																
ZZZZZZ			21:01																
ZZZZZZ			21:06																
CCV 680-279357/142			21:11																
CCB 680-279357/143			21:15																
ZZZZZZ			21:20																
ZZZZZZ			21:24																
ZZZZZZ			21:29																
ZZZZZZ			21:34																
ZZZZZZ			21:38																
ZZZZZZ			21:43																
ZZZZZZ			21:48																
ZZZZZZ			21:52																
ZZZZZZ			21:57																
ZZZZZZ			22:02																
CCV 680-279357/154			22:07																
CCB 680-279357/155			22:11																
ZZZZZZ			22:16																
ZZZZZZ			22:20																
ZZZZZZ			22:25																
ZZZZZZ			22:30																
ZZZZZZ			22:34																
ZZZZZZ			22:39																
ZZZZZZ			22:44																
ZZZZZZ			22:48																
ZZZZZZ			22:53																
ZZZZZZ			22:57																
CCV 680-279357/166	1		23:02	X	X	X	X	X	X	X									
CCB 680-279357/167	1		23:07	X	X	X	X	X	X	X									
ZZZZZZ			23:11																

13-IN
ANALYSIS RUN LOG
METALS

Lab Name: TestAmerica Savannah Job No.: 680-90852-3
 SDG No.: 68090852-3
 Instrument ID: ICPE Method: 6010C
 Start Date: 06/05/2013 10:05 End Date: 06/06/2013 01:36

Lab Sample ID	D / F	T y p e	Time	Analytes															
				A g	A s	B a	C d	C r	P b	S e									
ZZZZZZ			23:16																
MB 680-279047/1-A	1	T	23:21	X	X	X	X	X	X	X									
LCS 680-279047/2-A	1	T	23:25	X	X	X	X	X	X	X									
680-90852-9	1	T	23:30	X	X	X	X	X	X	X									
680-90852-9 SD	5	T	23:35	X	X	X	X	X	X	X									
680-90852-9 PDS	1	T	23:39	X	X	X	X	X	X	X									
680-90852-9 MS	1	T	23:44	X	X	X	X	X	X	X									
680-90852-9 MSD	1	T	23:49	X	X	X	X	X	X	X									
680-90852-15	1	T	23:53	X	X	X	X	X	X	X									
CCV 680-279357/178	1		23:58	X	X	X	X	X	X	X									
CCB 680-279357/179	1		00:03	X	X	X	X	X	X	X									
680-90852-16	1	T	00:08	X	X	X	X	X	X	X									
680-90852-17	1	T	00:12	X	X	X	X	X	X	X									
680-90852-35	1	T	00:17	X	X	X	X	X	X	X									
680-90852-41	1	T	00:22	X	X	X	X	X	X	X									
680-90852-42	1	T	00:26	X	X	X	X	X		X									
680-90852-43	1	T	00:31	X	X	X	X	X	X	X									
ZZZZZZ			00:35																
ZZZZZZ			00:40																
ZZZZZZ			00:45																
ZZZZZZ			00:49																
CCV 680-279357/190	1		00:54	X	X	X	X	X	X	X									
CCB 680-279357/191	1		00:59	X	X	X	X	X	X	X									
ZZZZZZ			01:03																
ZZZZZZ			01:08																
ZZZZZZ			01:13																
CRI 680-279357/195	1		01:17	X	X	X	X	X	X	X									
ICSA 680-279357/196	1		01:22	X	X	X	X	X	X	X									
ICSAB 680-279357/197	1		01:27	X	X	X	X	X	X	X									
CCV 680-279357/198			01:31																
CCB 680-279357/199			01:36																

Prep Types
 T = Total/NA

13-IN
ANALYSIS RUN LOG
METALS

Lab Name: TestAmerica Savannah Job No.: 680-90852-3

SDG No.: 68090852-3

Instrument ID: ICPE Method: 6010C

Start Date: 06/06/2013 10:16 End Date: 06/06/2013 21:44

Lab Sample ID	D / F	T y p e	Time	Analytes															
				P b															
ZZZZZZ			10:16																
ZZZZZZ			10:21																
ZZZZZZ			10:25																
ICV 680-279528/4	1		10:30	X															
ICBIS 680-279528/5	1		10:35	X															
ZZZZZZ			10:39																
CRI 680-279528/7	1		10:44	X															
ICSA 680-279528/8	1		10:49	X															
ICSAB 680-279528/9	1		10:54	X															
ZZZZZZ			10:59																
ZZZZZZ			11:03																
ZZZZZZ			11:08																
CCV 680-279528/13			11:16																
CCB 680-279528/14			11:21																
ZZZZZZ			11:25																
ZZZZZZ			11:32																
ZZZZZZ			11:37																
ZZZZZZ			11:41																
ZZZZZZ			11:46																
ZZZZZZ			11:51																
ZZZZZZ			11:55																
ZZZZZZ			12:00																
ZZZZZZ			12:04																
ZZZZZZ			12:09																
CCV 680-279528/25			12:14																
CCB 680-279528/26			12:18																
ZZZZZZ			12:23																
ZZZZZZ			12:27																
ZZZZZZ			12:32																
ZZZZZZ			12:36																
ZZZZZZ			12:41																
ZZZZZZ			12:46																
ZZZZZZ			12:50																
ZZZZZZ			12:55																
ZZZZZZ			12:59																
ZZZZZZ			13:04																
CCV 680-279528/37			13:09																
CCB 680-279528/38			13:13																
ZZZZZZ			13:18																
ZZZZZZ			13:22																
ZZZZZZ			13:27																
ZZZZZZ			13:32																

13-IN
ANALYSIS RUN LOG
METALS

Lab Name: TestAmerica Savannah Job No.: 680-90852-3

SDG No.: 68090852-3

Instrument ID: ICPE Method: 6010C

Start Date: 06/06/2013 10:16 End Date: 06/06/2013 21:44

Lab Sample ID	D / F	T y p e	Time	Analytes															
				P b															
ZZZZZZ			13:36																
ZZZZZZ			13:41																
ZZZZZZ			13:45																
ZZZZZZ			13:50																
ZZZZZZ			13:55																
ZZZZZZ			13:59																
CCV 680-279528/49	1		14:04	X															
CCB 680-279528/50	1		14:08	X															
ZZZZZZ			14:13																
680-90852-42	10	T	14:17	X															
ZZZZZZ			14:22																
ZZZZZZ			14:34																
ZZZZZZ			14:39																
ZZZZZZ			14:43																
ZZZZZZ			14:48																
ZZZZZZ			14:52																
ZZZZZZ			14:57																
ZZZZZZ			15:02																
CCV 680-279528/61	1		15:06	X															
CCB 680-279528/62	1		15:11	X															
ZZZZZZ			15:15																
ZZZZZZ			15:20																
ZZZZZZ			15:24																
ZZZZZZ			15:29																
ZZZZZZ			15:34																
ZZZZZZ			15:38																
ZZZZZZ			15:43																
ZZZZZZ			15:47																
ZZZZZZ			15:52																
ZZZZZZ			15:57																
CCV 680-279528/73			16:01																
CCB 680-279528/74			16:06																
ZZZZZZ			16:10																
ZZZZZZ			16:15																
ZZZZZZ			16:19																
ZZZZZZ			16:24																
ZZZZZZ			16:29																
ZZZZZZ			16:33																
ZZZZZZ			16:38																
ZZZZZZ			16:43																
ZZZZZZ			16:47																
ZZZZZZ			16:52																

13-IN
ANALYSIS RUN LOG
METALS

Lab Name: TestAmerica Savannah Job No.: 680-90852-3
 SDG No.: 68090852-3
 Instrument ID: ICPE Method: 6010C
 Start Date: 06/06/2013 10:16 End Date: 06/06/2013 21:44

Lab Sample ID	D / F	Type	Time	Analytes																								
				P	b																							
CCV 680-279528/85			16:56																									
CCB 680-279528/86			17:01																									
CRI 680-279528/87	1		17:06	X																								
ICSA 680-279528/88	1		17:10	X																								
ICSAB 680-279528/89	1		17:15	X																								
ZZZZZZ			17:19																									
ZZZZZZ			17:24																									
CCV 680-279528/92			17:36																									
CCB 680-279528/93			17:40																									
ZZZZZZ			17:45																									
ZZZZZZ			17:50																									
ZZZZZZ			17:54																									
ZZZZZZ			17:59																									
ZZZZZZ			18:03																									
ZZZZZZ			18:08																									
ZZZZZZ			18:13																									
ZZZZZZ			18:17																									
ZZZZZZ			18:22																									
ZZZZZZ			18:26																									
CCV 680-279528/104			18:31																									
CCB 680-279528/105			18:36																									
ZZZZZZ			18:40																									
ZZZZZZ			18:45																									
ZZZZZZ			18:49																									
ZZZZZZ			18:54																									
ZZZZZZ			18:58																									
ZZZZZZ			19:03																									
ZZZZZZ			19:08																									
ZZZZZZ			19:12																									
ZZZZZZ			19:17																									
ZZZZZZ			19:21																									
CCV 680-279528/116			19:26																									
CCB 680-279528/117			19:31																									
ZZZZZZ			19:35																									
ZZZZZZ			19:40																									
ZZZZZZ			19:44																									
ZZZZZZ			19:49																									
ZZZZZZ			19:54																									
ZZZZZZ			19:58																									
ZZZZZZ			20:03																									
ZZZZZZ			20:07																									
ZZZZZZ			20:12																									

13-IN
ANALYSIS RUN LOG
METALS

Lab Name: TestAmerica Savannah Job No.: 680-90852-3

SDG No.: 68090852-3

Instrument ID: ICPE Method: 6010C

Start Date: 06/06/2013 10:16 End Date: 06/06/2013 21:44

Lab Sample ID	D / F	Type	Time	Analytes																
				P	b															
ZZZZZZ			20:17																	
CCV 680-279528/128			20:21																	
CCB 680-279528/129			20:26																	
ZZZZZZ			20:30																	
ZZZZZZ			20:35																	
ZZZZZZ			20:40																	
ZZZZZZ			20:44																	
ZZZZZZ			20:49																	
ZZZZZZ			20:53																	
ZZZZZZ			20:58																	
ZZZZZZ			21:03																	
ZZZZZZ			21:07																	
ZZZZZZ			21:12																	
CCV 680-279528/140			21:16																	
CCB 680-279528/141			21:21																	
ZZZZZZ			21:26																	
ZZZZZZ			21:30																	
ZZZZZZ			21:35																	
CCV 680-279528/145			21:40																	
CCB 680-279528/146			21:44																	

Prep Types

T = Total/NA

13-IN
ANALYSIS RUN LOG
METALS

Lab Name: TestAmerica Savannah Job No.: 680-90852-3

SDG No.: 68090852-3

Instrument ID: LEEMAN2 Method: 7471B

Start Date: 06/05/2013 13:27 End Date: 06/05/2013 16:07

Lab Sample ID	D / F	Type	Time	Analytes															
				Hg															
IC 680-279057/24-A			13:27	X															
IC 680-279057/25-A			13:30	X															
IC 680-279057/26-A			13:32	X															
IC 680-279057/27-A			13:35	X															
IC 680-279057/28-A			13:38	X															
IC 680-279057/29-A			13:40	X															
ICV 680-279057/34-A	1		13:43	X															
ICB 680-279057/35-A	1		13:46	X															
CRA 680-279057/36-A	1		13:48	X															
CCV 680-279057/31-A			13:51																
CCB 680-279057/32-A			13:53																
ZZZZZZ			13:56																
ZZZZZZ			13:59																
ZZZZZZ			14:01																
ZZZZZZ			14:04																
ZZZZZZ			14:07																
ZZZZZZ			14:09																
ZZZZZZ			14:12																
ZZZZZZ			14:14																
ZZZZZZ			14:17																
ZZZZZZ			14:20																
CCV 680-279057/31-A			14:22																
CCB 680-279057/32-A			14:25																
ZZZZZZ			14:27																
ZZZZZZ			14:30																
ZZZZZZ			14:33																
ZZZZZZ			14:35																
ZZZZZZ			14:38																
ZZZZZZ			14:41																
ZZZZZZ			14:43																
ZZZZZZ			14:46																
ZZZZZZ			14:48																
ZZZZZZ			14:51																
CCV 680-279057/31-A	1		14:54	X															
CCB 680-279057/32-A	1		14:56	X															
ZZZZZZ			14:59																
ZZZZZZ			15:02																
ZZZZZZ			15:04																
MB 680-279061/1-A	1	T	15:07	X															
LCS 680-279061/2-A	1	T	15:09	X															
ZZZZZZ			15:12																
ZZZZZZ			15:15																

13-IN
ANALYSIS RUN LOG
METALS

Lab Name: TestAmerica Savannah Job No.: 680-90852-3

SDG No.: 68090852-3

Instrument ID: LEEMAN2 Method: 7471B

Start Date: 06/05/2013 13:27 End Date: 06/05/2013 16:07

Lab Sample ID	D / F	T y p e	Time	Analytes																
				H g																
ZZZZZZ			15:17																	
ZZZZZZ			15:20																	
ZZZZZZ			15:23																	
CCV 680-279057/31-A	1		15:25	X																
CCB 680-279057/32-A	1		15:28	X																
ZZZZZZ			15:31																	
680-90852-9	1	T	15:33	X																
680-90852-9 MS	1	T	15:36	X																
680-90852-9 MSD	1	T	15:38	X																
680-90852-15	1	T	15:41	X																
680-90852-16	1	T	15:44	X																
680-90852-17	1	T	15:46	X																
680-90852-35	1	T	15:49	X																
680-90852-41	1	T	15:52	X																
680-90852-42	1	T	15:54	X																
CCV 680-279057/31-A	1		15:57	X																
CCB 680-279057/32-A	1		15:59	X																
680-90852-43	1	T	16:02	X																
CCV 680-279057/31-A	1		16:05	X																
CCB 680-279057/32-A	1		16:07	X																

Prep Types
T = Total/NA

E06052013.vvq. All Data Report 6/6/2013, 9:35:19 AM

Blank (Blk)	6/5/2013, 10:05:39 AM		Rack S, Tube 1
Label	Replicates Concentration		
Ag 328.068	0.2829	-0.1043	-0.1786
Al 308.215	-1.4606	-0.2025	1.6631
As 188.980	0.0875	-3.6920	3.6045
B 249.678	0.3025	-0.4444	0.1419
Ba 389.178	-0.9525	0.4965	0.4560
Be 313.042	-0.0062	-0.0022	0.0084
Ca 370.602	-3.568	-9.025	12.59
Cd 226.502	-0.2681	0.1590	0.1091
Co 228.615	-0.6564	0.3016	0.3548
Cr 267.716	0.1251	0.1025	-0.2276
Cu 324.754	-0.0115	0.5066	-0.4951
Fe 271.441	-2.0282	2.2107	-0.1825
K 766.491	-0.2167	-0.0176	0.2344
Mg 279.078	3.0401	-0.5327	-2.5075
Mn 257.610	-0.0255	-0.0468	0.0723
Mo 202.032	-0.9776	-0.0365	1.0141
Na 330.237	-144.136	7.2256	136.911
Ni 231.604	0.2159	-0.1058	-0.1100
Pb 220.353	-4.2754	2.1177	2.1576
Sb 206.834	1.4781	2.8685	-4.3466
Se 196.026	7.9304	1.3665	-9.2969
Sn 189.925	-0.6990	4.2136	-3.5147
Sr 216.596	-0.8729	-0.9733	1.8462
Ti 334.941	0.0770	-0.0490	-0.0280
Tl 190.794	3.8340	-7.9306	4.0966
V 292.401	0.2626	-0.1688	-0.0938
Zn 206.200	0.3303	-1.2204	0.8901

Label	Sol'n Conc.	Units	SD(Int)	%RSD(Int)	Int. (c/s)
Ag 328.068	0.0000	ppb	9.798	26.0	-37.7409
Al 308.215	0.0000	ppb	5.475	1.6	344.488
As 188.980	0.0000	ppb	1.765	63.9	-2.7617
B 249.678	0.0000	ppb	4.875	2.9	166.874
Ba 389.178	0.0000	ppb	5.536	14.5	-38.0934
Be 313.042	0.0000	ppb	10.533	3.8	-274.061
Ca 370.602	0.0000	ppb	10.616	47.7	-22.25
Cd 226.502	0.0000	ppb	4.833	26.7	18.1050
Co 228.615	0.0000	ppb	3.749	93.7	4.0001
Cr 267.716	0.0000	ppb	4.766	212.2	2.2466
Cu 324.754	0.0000	ppb	16.089	5.3	306.267
Fe 271.441	0.0000	ppb	1.650	59.9	2.7544
K 766.491	0.0000	ppb	4.928	1.0	490.188
Mg 279.078	0.0000	ppb	4.371	12.8	34.2343
Mn 257.610	0.0000	ppb	7.496	19.0	39.5122
Mo 202.032	0.0000	ppb	2.747	20.5	13.4113
Na 330.237	0.0000	ppb	4.392	11.8	37.1010
Ni 231.604	0.0000	ppb	0.292	7.9	3.6851
Pb 220.353	0.0000	ppb	2.754	13.9	19.8712
Sb 206.834	0.0000	ppb	2.230	290.3	-0.7680
Se 196.026	0.0000	ppb	3.241	459.9	0.7048
Sn 189.925	0.0000	ppb	1.707	14.8	-11.5341
Sr 216.596	0.0000	ppb	7.645	60.6	12.6138
Ti 334.941	0.0000	ppb	7.645	47.2	-16.2012
Tl 190.794	0.0000	ppb	2.927	23.8	-12.2899
V 292.401	0.0000	ppb	2.729	27.6	-9.8905
Zn 206.200	0.0000	ppb	1.076	18.7	5.7453

E06052013.wvq. All Data Report 6/6/2013, 9:35:19 AM

HIGH STD (Std)	6/5/2013, 10:10:14 AM		Rack S, Tube 2
Label	Replicates Concentration		
Ag 328.068	995.395	1005.50	999.103
Al 308.215	9987.46	10015.3	9997.22
As 188.980	992.758	1003.76	1003.48
B 249.678	992.258	999.844	1007.90
Ba 389.178	9997.47	10008.2	9994.37
Be 313.042	997.551	1003.88	998.569
Ca 370.602	9989	10028	9984
Cd 226.502	998.705	1001.12	1000.17
Co 228.615	997.692	1000.33	1001.98
Cr 267.716	9986.20	10012.5	10001.3
Cu 324.754	9912.27	10093.9	9993.79
Fe 271.441	9990.26	10027.9	9981.87
K 766.491	20001.3	20053.5	19945.3
Mg 279.078	9996.35	10011.9	9991.75
Mn 257.610	9975.54	10020.8	10003.6
Mo 202.032	994.594	1004.01	1001.40
Na 330.237	15037.4	15158.0	14804.6
Ni 231.604	4989.31	4999.49	5011.21
Pb 220.353	994.669	996.566	1008.77
Sb 206.834	1994.97	2013.42	1991.60
Se 196.026	9949.70	10021.3	10029.0
Sn 189.925	10008.4	9959.56	10032.0
Sr 216.596	4991.06	5004.79	5004.15
Ti 334.941	1000.54	1000.36	999.106
Tl 190.794	9968.03	10015.8	10016.2
V 292.401	9981.99	10025.4	9992.62
Zn 206.200	5003.33	4984.72	5011.95

Label	Sol'n Conc.	Units	SD(Int)	%RSD(Int)	Int. (c/s)
Ag 328.068	1000.00	ppb	202.149	0.5	39498.4
Al 308.215	10000.0	ppb	49.247	0.1	35179.3
As 188.980	1000.00	ppb	3.035	0.6	480.998
B 249.678	1000.00	ppb	96.989	0.8	12566.7
Ba 389.178	10000.0	ppb	48.511	0.1	67047.6
Be 313.042	1000.00	ppb	4740.056	0.3	1394530
Ca 370.602	10000	ppb	22.934	0.2	9422
Cd 226.502	1000.00	ppb	25.229	0.1	20719.2
Co 228.615	1000.00	ppb	14.247	0.2	6590.94
Cr 267.716	10000.0	ppb	318.606	0.1	241400
Cu 324.754	10000.0	ppb	2922.671	0.9	321487
Fe 271.441	10000.0	ppb	19.023	0.2	7767.42
K 766.491	20000.0	ppb	1179.570	0.3	436536
Mg 279.078	10000.0	ppb	16.423	0.1	15578.3
Mn 257.610	10000.0	ppb	2697.713	0.2	1179742
Mo 202.032	1000.00	ppb	13.401	0.5	2770.51
Na 330.237	15000.0	ppb	5.608	1.1	505.408
Ni 231.604	5000.00	ppb	17.115	0.2	7812.34
Pb 220.353	1000.00	ppb	5.690	0.7	763.548
Sb 206.834	2000.00	ppb	6.842	0.6	1164.20
Se 196.026	10000.0	ppb	16.303	0.4	3728.70
Sn 189.925	10000.0	ppb	16.128	0.4	4352.89
Sr 216.596	5000.00	ppb	37.016	0.2	23907.7
Ti 334.941	1000.00	ppb	88.323	0.1	113274
Tl 190.794	10000.0	ppb	11.798	0.3	4248.70
V 292.401	10000.0	ppb	267.921	0.2	118385
Zn 206.200	5000.00	ppb	13.703	0.3	4928.13

Ag 328.068 Calibration (ppb) 6/5/2013, 10:10:14 AM Correlation Coefficient: 1.000000

Label	Flags	Int. (c/s)	Std Conc.	Calc Conc.	Error	%Error
Blank		-37.7409	0.0000	0.0000	-	-
HIGH STD		39498.4	1000.00	1000.00	0.0000	0.0

Curve Type: Linear Equation: $y = 39.5 x + -37.7$

Al 308.215 Calibration (ppb) 6/5/2013, 10:10:14 AM Correlation Coefficient: 1.000000

Label	Flags	Int. (c/s)	Std Conc.	Calc Conc.	Error	%Error
Blank		344.488	0.0000	0.0000	-	-
HIGH STD		35179.3	10000.0	10000.0	0.0000	0.0

Curve Type: Linear Equation: $y = 3.5 x + 344.5$

As 188.980 Calibration (ppb) 6/5/2013, 10:10:14 AM Correlation Coefficient: 1.000000

Label	Flags	Int. (c/s)	Std Conc.	Calc Conc.	Error	%Error
Blank		-2.7617	0.0000	0.0000	-	-
HIGH STD		480.998	1000.00	1000.00	0.0000	0.0

Curve Type: Linear Equation: $y = 0.5 x + -2.8$

B 249.678 Calibration (ppb) 6/5/2013, 10:10:14 AM Correlation Coefficient: 1.000000

Label	Flags	Int. (c/s)	Std Conc.	Calc Conc.	Error	%Error
Blank		166.874	0.0000	0.0000	-	-
HIGH STD		12566.7	1000.00	1000.00	0.0000	0.0

Curve Type: Linear Equation: $y = 12.4 x + 166.9$

Ba 389.178 Calibration (ppb) 6/5/2013, 10:10:14 AM Correlation Coefficient: 1.000000

Label	Flags	Int. (c/s)	Std Conc.	Calc Conc.	Error	%Error
Blank		-38.0934	0.0000	0.0000	-	-
HIGH STD		67047.6	10000.0	10000.0	0.0000	0.0

Curve Type: Linear Equation: $y = 6.7 x + -38.1$

Be 313.042 Calibration (ppb) 6/5/2013, 10:10:14 AM Correlation Coefficient: 1.000000

Label	Flags	Int. (c/s)	Std Conc.	Calc Conc.	Error	%Error
Blank		-274.061	0.0000	0.0000	-	-
HIGH STD		1394530	1000.00	1000.00	0.0000	0.0

Curve Type: Linear Equation: $y = 1394.8 x + -274.1$

Ca 370.602 Calibration (ppb) 6/5/2013, 10:10:14 AM Correlation Coefficient: 1.000000

Label	Flags	Int. (c/s)	Std Conc.	Calc Conc.	Error	%Error
Blank		-22.25	0.0000	0.0000	-	-
HIGH STD		9422	10000	10000	-0.0010	0.0

Curve Type: Linear Equation: $y = 0.9 x + -22.2$

E06052013.vvq. All Data Report 6/6/2013, 9:35:19 AM

Cd 226.502 Calibration (ppb) 6/5/2013, 10:10:14 AM Correlation Coefficient: 1.000000

Label	Flags	Int. (c/s)	Std Conc.	Calc Conc.	Error	%Error
Blank		18.1050	0.0000	0.0000	-	-
HIGH STD		20719.2	1000.00	1000.00	0.0000	0.0

Curve Type: Linear Equation: $y = 20.7 x + 18.1$ **Co 228.615 Calibration (ppb) 6/5/2013, 10:10:14 AM Correlation Coefficient: 1.000000**

Label	Flags	Int. (c/s)	Std Conc.	Calc Conc.	Error	%Error
Blank		4.0001	0.0000	0.0000	-	-
HIGH STD		6590.94	1000.00	1000.00	0.0001	0.0

Curve Type: Linear Equation: $y = 6.6 x + 4.0$ **Cr 267.716 Calibration (ppb) 6/5/2013, 10:10:14 AM Correlation Coefficient: 1.000000**

Label	Flags	Int. (c/s)	Std Conc.	Calc Conc.	Error	%Error
Blank		2.2466	0.0000	0.0000	-	-
HIGH STD		241400	10000.0	10000.0	0.0010	0.0

Curve Type: Linear Equation: $y = 24.1 x + 2.2$ **Cu 324.754 Calibration (ppb) 6/5/2013, 10:10:14 AM Correlation Coefficient: 1.000000**

Label	Flags	Int. (c/s)	Std Conc.	Calc Conc.	Error	%Error
Blank		306.267	0.0000	0.0000	-	-
HIGH STD		321487	10000.0	10000.0	0.0000	0.0

Curve Type: Linear Equation: $y = 32.1 x + 306.3$ **Fe 271.441 Calibration (ppb) 6/5/2013, 10:10:14 AM Correlation Coefficient: 1.000000**

Label	Flags	Int. (c/s)	Std Conc.	Calc Conc.	Error	%Error
Blank		2.7544	0.0000	0.0000	-	-
HIGH STD		7767.42	10000.0	10000.0	0.0000	0.0

Curve Type: Linear Equation: $y = 0.8 x + 2.8$ **K 766.491 Calibration (ppb) 6/5/2013, 10:10:14 AM Correlation Coefficient: 1.000000**

Label	Flags	Int. (c/s)	Std Conc.	Calc Conc.	Error	%Error
Blank		490.188	0.0000	0.0000	-	-
HIGH STD		436536	20000.0	20000.0	0.0000	0.0

Curve Type: Linear Equation: $y = 21.8 x + 490.2$ **Mg 279.078 Calibration (ppb) 6/5/2013, 10:10:14 AM Correlation Coefficient: 1.000000**

Label	Flags	Int. (c/s)	Std Conc.	Calc Conc.	Error	%Error
Blank		34.2343	0.0000	0.0000	-	-
HIGH STD		15578.3	10000.0	10000.0	0.0010	0.0

Curve Type: Linear Equation: $y = 1.6 x + 34.2$

E06052013.vvq. All Data Report 6/6/2013, 9:35:19 AM

Mn 257.610 Calibration (ppb) 6/5/2013, 10:10:14 AM Correlation Coefficient: 1.000000

Label	Flags	Int. (c/s)	Std Conc.	Calc Conc.	Error	%Error
Blank		39.5122	0.0000	0.0000	-	-
HIGH STD		1179742	10000.0	10000.0	0.0010	0.0

Curve Type: Linear Equation: $y = 118.0 x + 39.5$ **Mo 202.032 Calibration (ppb) 6/5/2013, 10:10:14 AM Correlation Coefficient: 1.000000**

Label	Flags	Int. (c/s)	Std Conc.	Calc Conc.	Error	%Error
Blank		13.4113	0.0000	0.0000	-	-
HIGH STD		2770.51	1000.00	1000.00	0.0000	0.0

Curve Type: Linear Equation: $y = 2.8 x + 13.4$ **Na 330.237 Calibration (ppb) 6/5/2013, 10:10:14 AM Correlation Coefficient: 1.000000**

Label	Flags	Int. (c/s)	Std Conc.	Calc Conc.	Error	%Error
Blank		37.1010	0.0000	0.0000	-	-
HIGH STD		505.408	15000.0	15000.0	0.0000	0.0

Curve Type: Linear Equation: $y = 0.0 x + 37.1$ **Ni 231.604 Calibration (ppb) 6/5/2013, 10:10:14 AM Correlation Coefficient: 1.000000**

Label	Flags	Int. (c/s)	Std Conc.	Calc Conc.	Error	%Error
Blank		3.6851	0.0000	0.0000	-	-
HIGH STD		7812.34	5000.00	5000.00	0.0000	0.0

Curve Type: Linear Equation: $y = 1.6 x + 3.7$ **Pb 220.353 Calibration (ppb) 6/5/2013, 10:10:14 AM Correlation Coefficient: 1.000000**

Label	Flags	Int. (c/s)	Std Conc.	Calc Conc.	Error	%Error
Blank		19.8712	0.0000	0.0000	-	-
HIGH STD		763.548	1000.00	1000.00	0.0002	0.0

Curve Type: Linear Equation: $y = 0.7 x + 19.9$ **Sb 206.834 Calibration (ppb) 6/5/2013, 10:10:14 AM Correlation Coefficient: 1.000000**

Label	Flags	Int. (c/s)	Std Conc.	Calc Conc.	Error	%Error
Blank		-0.7680	0.0000	0.0000	-	-
HIGH STD		1164.20	2000.00	2000.00	0.0000	0.0

Curve Type: Linear Equation: $y = 0.6 x + -0.8$ **Se 196.026 Calibration (ppb) 6/5/2013, 10:10:14 AM Correlation Coefficient: 1.000000**

Label	Flags	Int. (c/s)	Std Conc.	Calc Conc.	Error	%Error
Blank		0.7048	0.0000	0.0000	-	-
HIGH STD		3728.70	10000.0	10000.0	0.0000	0.0

Curve Type: Linear Equation: $y = 0.4 x + 0.7$

E06052013.vvq. All Data Report 6/6/2013, 9:35:19 AM

Sn 189.925 Calibration (ppb) 6/5/2013, 10:10:14 AM Correlation Coefficient: 1.000000

Label	Flags	Int. (c/s)	Std Conc.	Calc Conc.	Error	%Error
Blank		-11.5341	0.0000	0.0000	-	-
HIGH STD		4352.89	10000.0	10000.0	0.0000	0.0

Curve Type: Linear Equation: $y = 0.4 x + -11.5$ **Sr 216.596 Calibration (ppb) 6/5/2013, 10:10:14 AM Correlation Coefficient: 1.000000**

Label	Flags	Int. (c/s)	Std Conc.	Calc Conc.	Error	%Error
Blank		12.6138	0.0000	0.0000	-	-
HIGH STD		23907.7	5000.00	5000.00	0.0000	0.0

Curve Type: Linear Equation: $y = 4.8 x + 12.6$ **Ti 334.941 Calibration (ppb) 6/5/2013, 10:10:14 AM Correlation Coefficient: 1.000000**

Label	Flags	Int. (c/s)	Std Conc.	Calc Conc.	Error	%Error
Blank		-16.2012	0.0000	0.0000	-	-
HIGH STD		113274	1000.00	1000.00	0.0000	0.0

Curve Type: Linear Equation: $y = 113.3 x + -16.2$ **Tl 190.794 Calibration (ppb) 6/5/2013, 10:10:14 AM Correlation Coefficient: 1.000000**

Label	Flags	Int. (c/s)	Std Conc.	Calc Conc.	Error	%Error
Blank		-12.2899	0.0000	0.0000	-	-
HIGH STD		4248.70	10000.0	10000.0	0.0000	0.0

Curve Type: Linear Equation: $y = 0.4 x + -12.3$ **V 292.401 Calibration (ppb) 6/5/2013, 10:10:14 AM Correlation Coefficient: 1.000000**

Label	Flags	Int. (c/s)	Std Conc.	Calc Conc.	Error	%Error
Blank		-9.8905	0.0000	0.0000	-	-
HIGH STD		118385	10000.0	10000.0	0.0000	0.0

Curve Type: Linear Equation: $y = 11.8 x + -9.9$ **Zn 206.200 Calibration (ppb) 6/5/2013, 10:10:14 AM Correlation Coefficient: 1.000000**

Label	Flags	Int. (c/s)	Std Conc.	Calc Conc.	Error	%Error
Blank		5.7453	0.0000	0.0000	-	-
HIGH STD		4928.13	5000.00	5000.00	0.0000	0.0

Curve Type: Linear Equation: $y = 1.0 x + 5.7$ **LRA1 (Samp) 6/5/2013, 10:48:10 AM Rack S, Tube 7****Weight: 1 Volume: 1 Dilution: 1**

Label	Replicates Concentration		
Ag 328.068	-1.1688	-0.5045	-1.1643
Al 308.215	203.021	191.387	137.396
As 188.980	10355.2	10579.5	10573.8
B 249.678	4844.14	4918.00	4946.14
Ba 389.178	-0.7922u	0.9764	-1.7842u

E06052013.vvq. All Data Report 6/6/2013, 9:35:19 AM

Label	Replicates Concentration		
Be 313.042	0.2533	0.2405	0.1916
Ca 370.602	2289	2418	2397
Cd 226.502	-0.7843u	-0.7173u	-0.9943u
Co 228.615	9969.74	10104.1	10138.6
Cr 267.716	-1.6034	-1.0452	-1.4875
Cu 324.754	0.0982	-0.1529u	-0.3614u
Fe 271.441	270.890	289.910	280.381
K 766.491	-3.5895u	-3.9024u	-4.0584u
Mg 279.078	272.454	273.079	215.335u
Mn 257.610	29371.9x	29759.4x	29735.6x
Mo 202.032	0.3741	-0.8008u	1.3683
Na 330.237	105952x	107474x	107645x
Ni 231.604	9813.02x	9879.59x	9895.64x
Pb 220.353	20658.3x	20841.2x	20842.8x
Sb 206.834	11.5178	11.3704	11.1031
Se 196.026	-2.5788	4.5961	10.9281
Sn 189.925	6.2472	5.6724	11.5834
Sr 216.596	-11.2784u	-14.5724u	-13.1127u
Ti 334.941	34853.5	35358.8	35219.2
Tl 190.794	45.2320	62.2096	50.5583
V 292.401	-4.8692	-4.6101	-4.3743
Zn 206.200	1.4615	0.7191	0.6554

Label	Sol'n Conc.	Units	SD	%RSD	Int. (c/s)
Ag 328.068	-0.9459b	ppb	0.3822	40.4	-2.6268
Al 308.215	177.268b	ppb	35.0167	19.8	713.438
As 188.980	10502.8b	ppb	127.914	1.2	5078.08
B 249.678	4902.76b	ppb	52.6808	1.1	60958.6
Ba 389.178	-0.5333b	ppb	1.3984	262.2	-41.2926
Be 313.042	0.2285b	ppb	0.0326	14.3	23.4514
Ca 370.602	2368b	ppb	69.63	2.9	8091
Cd 226.502	-0.8319b	ppb	0.1445	17.4	2.0816
Co 228.615	10070.8b	ppb	89.2260	0.9	66791.6
Cr 267.716	-1.3787b	ppb	0.2946	21.4	68.2438
Cu 324.754	-0.1387b	ppb	0.2301	165.9	301.775
Fe 271.441	280.393b	ppb	9.5100	3.4	814.714
K 766.491	-3.8501b	ppb	0.2388	6.2	406.247
Mg 279.078	253.623b	ppb	33.1595	13.1	78.4352
Mn 257.610	29622.3xb	ppb	217.189	0.7	3494592
Mo 202.032	0.3139b	ppb	1.0858	346.0	14.2487
Na 330.237	107023xb	ppb	931.767	0.9	3300.48
Ni 231.604	9862.75xb	ppb	43.8085	0.4	15394.0
Pb 220.353	20780.8xb	ppb	106.037	0.5	15466.9
Sb 206.834	11.3304b	ppb	0.2102	1.9	5.8523
Se 196.026	4.3151b	ppb	6.7579	156.6	7.8397
Sn 189.925	7.8343b	ppb	3.2595	41.6	-8.0957
Sr 216.596	-12.9878b	ppb	1.6506	12.7	-123.392
Ti 334.941	35143.8b	ppb	260.931	0.7	3981444
Tl 190.794	52.6666b	ppb	8.6829	16.5	16.8914
V 292.401	-4.6179b	ppb	0.2475	5.4	174.446
Zn 206.200	0.9453b	ppb	0.4481	47.4	6.6749

LRA2 (Samp)

6/5/2013, 10:58:28 AM

Rack S, Tube 8

Weight: 1

Volume: 1

Dilution: 1

Label	Replicates Concentration		
Ag 328.068	-0.3840u	-2.0503u	-1.7521u
Al 308.215	879982x	876392x	884288x

E06052013.wvq. All Data Report 6/6/2013, 9:35:19 AM

Label	Replicates Concentration		
As 188.980	21.0041	17.8966	13.8747
B 249.678	100.693u	96.8563u	94.2108u
Ba 389.178	-13.3175	-10.9007	-15.5610
Be 313.042	-0.1817u	-0.1767u	-0.1742u
Ca 370.602	797007	788457	795337
Cd 226.502	13.3907	12.5494	12.8852
Co 228.615	-8.7840u	-11.0222u	-10.3398u
Cr 267.716	-1.7216	-1.6369	-1.2661
Cu 324.754	3.7136	5.0502	4.1950
Fe 271.441	944807	942848	954088
K 766.491	458793x	457490x	462222x
Mg 279.078	817211x	815465x	821109x
Mn 257.610	3.9624	3.8937	4.3701
Mo 202.032	0.7175u	-0.9429u	0.0759u
Na 330.237	1041.08u	818.105u	1029.10u
Ni 231.604	-4.5749	-2.8676	-2.4945
Pb 220.353	-31.4866	-35.2405u	-20.7169
Sb 206.834	2.6247	20.1728	-13.1149
Se 196.026	-47.5894u	-27.3701u	-25.4862u
Sn 189.925	-1.0984u	11.7301	5.5281
Sr 216.596	43.7798	43.6585	44.5104
Ti 334.941	5.4807	5.2725	5.5141
Tl 190.794	-47.4830u	-49.0455u	-35.3714u
V 292.401	5.6960	4.8108	3.9406
Zn 206.200	27664.3	27446.3	27807.4

Label	Sol'n Conc.	Units	SD	%RSD	Int. (c/s)
Ag 328.068	-1.3955b	ppb	0.8885	63.7	-102.176
Al 308.215	880221xb	ppb	3953.04	0.4	3066576
As 188.980	17.5918b	ppb	3.5744	20.3	4.9933
B 249.678	97.2535b	ppb	3.2594	3.4	-299.810
Ba 389.178	-13.2597b	ppb	2.3307	17.6	887.392
Be 313.042	-0.1775b	ppb	0.0038	2.1	-315.109
Ca 370.602	793600b	ppb	4532	0.6	726487
Cd 226.502	12.9418b	ppb	0.4235	3.3	1837.37
Co 228.615	-10.0487b	ppb	1.1471	11.4	-42.7859
Cr 267.716	-1.5415b	ppb	0.2423	15.7	84.0715
Cu 324.754	4.3196b	ppb	0.6769	15.7	629.366
Fe 271.441	947248b	ppb	6004.28	0.6	735508
K 766.491	459502xb	ppb	2443.86	0.5	10018666
Mg 279.078	817928xb	ppb	2889.71	0.4	1271367
Mn 257.610	4.0754b	ppb	0.2575	6.3	5266.97
Mo 202.032	-0.0499b	ppb	0.8373	1679.6	-5.2056
Na 330.237	962.761b	ppb	125.418	13.0	-356.657
Ni 231.604	-3.3123b	ppb	1.1092	33.5	10.6878
Pb 220.353	-29.1480b	ppb	7.5389	25.9	21.7762
Sb 206.834	3.2275b	ppb	16.6520	515.9	13.9776
Se 196.026	-33.4819b	ppb	12.2537	36.6	-9.2710
Sn 189.925	5.3866b	ppb	6.4154	119.1	-9.0275
Sr 216.596	43.9829b	ppb	0.4608	1.0	639.389
Ti 334.941	5.4224b	ppb	0.1309	2.4	2147.22
Tl 190.794	-43.9666b	ppb	7.4846	17.0	-57.5519
V 292.401	4.8158b	ppb	0.8777	18.2	49.0632
Zn 206.200	27639.3b	ppb	181.868	0.7	27222.6

E06052013.vvq. All Data Report 6/6/2013, 9:35:19 AM

RINSE (Samp)	6/5/2013, 11:03:04 AM	Rack S, Tube 1	
Weight: 1	Volume: 1	Dilution: 1	
Label	Replicates Concentration		
Ag 328.068	0.1530	-0.6677u	0.3795
Al 308.215	18.8513	23.7466	23.6876
As 188.980	1.3314	8.9966	7.3224
B 249.678	12.2310	11.6247	11.6604
Ba 389.178	-0.3418u	-3.3627u	-1.7255u
Be 313.042	0.0262	0.0292	0.0060
Ca 370.602	38.92	14.57	27.52
Cd 226.502	0.1693	-0.2295u	-0.0130u
Co 228.615	-0.6432u	-0.4242u	1.0452
Cr 267.716	0.2130	0.3363	0.3619
Cu 324.754	-0.1811u	-1.4453u	-1.1090u
Fe 271.441	17.6872	14.2890	25.8350
K 766.491	16.1726	17.0180	16.2095
Mg 279.078	24.5336	27.6216	29.5774
Mn 257.610	0.0448	0.1027	-0.0048u
Mo 202.032	-1.6894u	-1.8224u	-0.6095u
Na 330.237	-453.935u	86.3715	271.235
Ni 231.604	0.2815	-1.4629u	-5.7364u
Pb 220.353	1.4322	-1.3200u	-3.7314u
Sb 206.834	7.8469	4.0586	3.2678
Se 196.026	-13.2294u	-0.3676u	2.4499
Sn 189.925	6.8188	-0.2334u	5.3847
Sr 216.596	0.1329	0.3282	1.1884
Ti 334.941	0.2376	0.2538	0.3230
Tl 190.794	-8.8154u	7.3716	0.5127
V 292.401	-0.3510u	-0.9548u	0.3542
Zn 206.200	0.7292	-0.4726u	0.3839

Label	Sol'n Conc.	Units	SD	%RSD	Int. (c/s)
Ag 328.068	-0.0451	ppb	0.5510	1222.7	-39.5291
Al 308.215	22.0952	ppb	2.8094	12.7	421.464
As 188.980	5.8835	ppb	4.0301	68.5	0.0847
B 249.678	11.8387	ppb	0.3402	2.9	313.636
Ba 389.178	-1.8100	ppb	1.5122	83.5	-50.2081
Be 313.042	0.0205	ppb	0.0126	61.5	-245.420
Ca 370.602	27.00	ppb	12.18	45.1	2.806
Cd 226.502	-0.0244	ppb	0.1996	819.5	17.6339
Co 228.615	-0.0074	ppb	0.9181	12392.3	3.9662
Cr 267.716	0.3037	ppb	0.0796	26.2	9.5826
Cu 324.754	-0.9118	ppb	0.6548	71.8	276.975
Fe 271.441	19.2704	ppb	5.9336	30.8	17.7153
K 766.491	16.4667	ppb	0.4778	2.9	849.199
Mg 279.078	27.2442	ppb	2.5430	9.3	76.5799
Mn 257.610	0.0475	ppb	0.0538	113.2	45.2641
Mo 202.032	-1.3738	ppb	0.6652	48.4	9.6236
Na 330.237	-32.1094	ppb	376.824	1173.6	36.0932
Ni 231.604	-2.3059	ppb	3.0962	134.3	0.0841
Pb 220.353	-1.2064	ppb	2.5837	214.2	18.9749
Sb 206.834	5.0578	ppb	2.4476	48.4	2.1858
Se 196.026	-3.7157	ppb	8.3587	225.0	-0.6804
Sn 189.925	3.9900	ppb	3.7273	93.4	-9.7927
Sr 216.596	0.5498	ppb	0.5616	102.1	15.2691
Ti 334.941	0.2715	ppb	0.0454	16.7	14.6072
Tl 190.794	-0.3103	ppb	8.1248	2618.0	-12.4226
V 292.401	-0.3172	ppb	0.6551	206.5	-13.5981
Zn 206.200	0.2135	ppb	0.6188	289.8	5.9549

E06052013.vvq. All Data Report 6/6/2013, 9:35:19 AM

mb 680-279080/1-a (Samp) 6/5/2013, 11:16:45 AM Rack 1, Tube 3
Weight: 1 Volume: 1 Dilution: 1

Label	Replicates Concentration		
Ag 328.068	-0.7279u	-0.3446u	0.5404
Al 308.215	1.6178	-2.7765u	-1.2712u
As 188.980	0.7728	-1.3401u	-2.5040u
B 249.678	6.9121	6.2398	7.1496
Ba 389.178	-2.2771u	-2.7920u	0.1547
Be 313.042	0.0234	0.0105	0.0231
Ca 370.602	4.555	-7.526u	1.046
Cd 226.502	0.2014	-0.1499u	-0.0315u
Co 228.615	-0.0912u	0.1542	-0.0204u
Cr 267.716	-0.0606u	-0.0087u	0.1465
Cu 324.754	0.1522	-0.7741u	-0.4669u
Fe 271.441	-1.0195u	5.1214	-8.3612u
K 766.491	-4.0373u	-3.8579u	-3.3006u
Mg 279.078	-1.8715u	7.3492	-0.2875u
Mn 257.610	-0.1490u	-0.0623u	-0.0702u
Mo 202.032	-1.2532u	1.1337	-1.0768u
Na 330.237	-168.463u	22.8299	-125.014u
Ni 231.604	-3.1866u	-1.2307u	2.1965
Pb 220.353	-2.7829u	-5.4317u	-6.3741u
Sb 206.834	2.3126	7.1362	-2.9793u
Se 196.026	-7.4325u	0.2922	2.1093
Sn 189.925	4.4114	13.0332	6.7142
Sr 216.596	-0.1519u	0.2750	-0.0685u
Ti 334.941	0.1025	0.1143	0.0643
Tl 190.794	5.9769	-0.3591u	5.6412
V 292.401	0.0927	-0.6928u	-0.4719u
Zn 206.200	-0.9291u	0.5779	1.6401

Label	Sol'n Conc.	Units	SD	%RSD	Int. (c/s)
Ag 328.068	-0.1773	ppb	0.6505	366.8	-44.7455
Al 308.215	-0.8100	ppb	2.2332	275.7	341.697
As 188.980	-1.0238	ppb	1.6611	162.3	-3.2569
B 249.678	6.7671	ppb	0.4719	7.0	250.794
Ba 389.178	-1.6381	ppb	1.5738	96.1	-49.0836
Be 313.042	0.0190	ppb	0.0074	38.9	-247.521
Ca 370.602	-0.6419	ppb	6.215	968.3	-22.72
Cd 226.502	0.0066	ppb	0.1787	2690.8	18.2350
Co 228.615	0.0142	ppb	0.1263	890.4	4.0933
Cr 267.716	0.0257	ppb	0.1077	418.7	2.8675
Cu 324.754	-0.3629	ppb	0.4718	130.0	294.610
Fe 271.441	-1.4197	ppb	6.7502	475.5	1.6515
K 766.491	-3.7319	ppb	0.3842	10.3	408.823
Mg 279.078	1.7301	ppb	4.9304	285.0	36.9238
Mn 257.610	-0.0939	ppb	0.0479	51.1	28.4396
Mo 202.032	-0.3988	ppb	1.3300	333.5	12.3123
Na 330.237	-90.2158	ppb	100.282	111.2	34.2827
Ni 231.604	-0.7403	ppb	2.7249	368.1	2.5289
Pb 220.353	-4.8629	ppb	1.8619	38.3	16.2547
Sb 206.834	2.1565	ppb	5.0596	234.6	0.4903
Se 196.026	-1.6770	ppb	5.0665	302.1	0.0796
Sn 189.925	8.0529	ppb	4.4641	55.4	-8.0195
Sr 216.596	0.0182	ppb	0.2263	1244.9	12.7053
Ti 334.941	0.0937	ppb	0.0261	27.9	-5.5783
Tl 190.794	3.7530	ppb	3.5651	95.0	-10.6906
V 292.401	-0.3573	ppb	0.4051	113.4	-14.1119
Zn 206.200	0.4296	ppb	1.2910	300.5	36.1682

E06052013.vvq. All Data Report 6/6/2013, 9:35:19 AM

Ics 680-279080/2-a (Samp) 6/5/2013, 11:21:19 AM Rack 1, Tube 4

Weight: 1

Volume: 1

Dilution: 1

Label	Replicates Concentration		
Ag 328.068	109.029	108.053	108.215
Al 308.215	9336.89	9329.28	9335.57
As 188.980	187.919	188.305	197.332
B 249.678	364.705	366.524	367.337
Ba 389.178	182.822	185.794	183.812
Be 313.042	92.6460	92.8361	92.8890
Ca 370.602	9093	9055	9059
Cd 226.502	94.1103	94.0450	93.8133
Co 228.615	93.6235	92.4305	91.6120
Cr 267.716	187.048	186.371	186.918
Cu 324.754	187.967	188.837	188.761
Fe 271.441	8949.19	8957.85	8977.40
K 766.491	10547.6	10566.0	10551.6
Mg 279.078	9141.18	9140.48	9140.28
Mn 257.610	945.817	945.825	947.438
Mo 202.032	192.833	190.194	193.259
Na 330.237	115184x	115281x	114994x
Ni 231.604	180.147	177.129	180.866
Pb 220.353	98.0359	93.3682	93.5244
Sb 206.834	86.8458	87.6188	92.1387
Se 196.026	204.778	187.901	188.346
Sn 189.925	372.466	361.083	359.090
Sr 216.596	185.444	187.399	185.784
Ti 334.941	185.925	185.927	186.123
Tl 190.794	68.5039	70.5017	78.9035
V 292.401	189.058	187.848	188.366
Zn 206.200	182.105	180.462	181.996

Label	Sol'n Conc.	Units	SD	%RSD	Int. (c/s)
Ag 328.068	108.432b	ppb	0.5233	0.5	4247.63
Al 308.215	9333.91b	ppb	4.0643	0.0	32844.4
As 188.980	191.185b	ppb	5.3266	2.8	89.6875
B 249.678	366.189b	ppb	1.3475	0.4	4691.92
Ba 389.178	184.143b	ppb	1.5137	0.8	1208.23
Be 313.042	92.7904b	ppb	0.1278	0.1	129116
Ca 370.602	9069b	ppb	20.71	0.2	8366
Cd 226.502	93.9895b	ppb	0.1560	0.2	1977.95
Co 228.615	92.5553b	ppb	1.0116	1.1	613.397
Cr 267.716	186.779b	ppb	0.3594	0.2	4514.06
Cu 324.754	188.522b	ppb	0.4817	0.3	6365.13
Fe 271.441	8961.48b	ppb	14.4475	0.2	6967.35
K 766.491	10555.1b	ppb	9.6656	0.1	230614
Mg 279.078	9140.65b	ppb	0.4724	0.0	14230.5
Mn 257.610	946.360b	ppb	0.9337	0.1	111732
Mo 202.032	192.095b	ppb	1.6602	0.9	542.730
Na 330.237	115153xb	ppb	145.876	0.1	3628.55
Ni 231.604	179.381b	ppb	1.9826	1.1	283.828
Pb 220.353	94.9762b	ppb	2.6509	2.8	90.6329
Sb 206.834	88.8678b	ppb	2.8589	3.2	51.1329
Se 196.026	193.675b	ppb	9.6184	5.0	73.1066
Sn 189.925	364.213b	ppb	7.2162	2.0	147.447
Sr 216.596	186.209b	ppb	1.0442	0.6	904.035
Ti 334.941	185.992b	ppb	0.1139	0.1	21068.5
Tl 190.794	72.6364b	ppb	5.5186	7.6	18.3443
V 292.401	188.424b	ppb	0.6075	0.3	2203.63
Zn 206.200	181.521b	ppb	0.9190	0.5	184.057

E06052013.wvq. All Data Report 6/6/2013, 9:35:19 AM

lb 680-278598/2-c (Samp) **6/5/2013, 11:25:54 AM** **Rack 1, Tube 5**
Weight: 1 **Volume: 1** **Dilution: 1**

Label	Replicates Concentration		
Ag 328.068	-0.1104u	-0.6856u	-0.0298u
Al 308.215	1.0465	5.0871	5.0960
As 188.980	-4.5431u	1.1126	1.9194
B 249.678	45.3323	45.3956	44.3035
Ba 389.178	-2.1158u	0.6707	1.7568
Be 313.042	0.0235	0.0306	0.0285
Ca 370.602	374.8	386.4	372.7
Cd 226.502	0.4481	-0.0335u	0.2618
Co 228.615	-0.2696u	-1.3966u	1.1467
Cr 267.716	0.2338	0.0396	0.4638
Cu 324.754	-0.2021u	-0.4655u	-0.3223u
Fe 271.441	-7.1715u	-6.6551u	10.5409
K 766.491	106.916	105.589	106.547
Mg 279.078	77.6147	81.5946	87.1879
Mn 257.610	-0.0112u	0.0085	0.0264
Mo 202.032	-0.7322u	-1.7509u	-0.8365u
Na 330.237	115140x	115682x	115253x
Ni 231.604	0.8297	-1.9596u	0.4176
Pb 220.353	-2.6814u	-0.9435u	-0.7376u
Sb 206.834	2.1760	3.7396	0.2303
Se 196.026	2.7377	0.8525	3.1458
Sn 189.925	0.4451	4.7147	6.9207
Sr 216.596	2.5701	-0.3819u	1.1146
Ti 334.941	0.0952	-0.1828u	-0.0245u
Tl 190.794	-6.2478u	7.3756	1.8612
V 292.401	-0.5760u	-0.6478u	-0.7003u
Zn 206.200	3.3024	2.7856	1.1545

Label	Sol'n Conc.	Units	SD	%RSD	Int. (c/s)
Ag 328.068	-0.2753b	ppb	0.3577	129.9	-48.6437
Al 308.215	3.7432b	ppb	2.3354	62.4	357.593
As 188.980	-0.5037b	ppb	3.5214	699.1	-3.0052
B 249.678	45.0105b	ppb	0.6131	1.4	725.003
Ba 389.178	0.1039b	ppb	1.9976	1923.0	-37.3376
Be 313.042	0.0275b	ppb	0.0036	13.3	-245.298
Ca 370.602	378.0b	ppb	7.398	2.0	334.8
Cd 226.502	0.2255b	ppb	0.2428	107.7	22.4115
Co 228.615	-0.1731b	ppb	1.2744	736.1	2.8617
Cr 267.716	0.2457b	ppb	0.2123	86.4	9.2019
Cu 324.754	-0.3300b	ppb	0.1319	40.0	295.668
Fe 271.441	-1.0952b	ppb	10.0805	920.4	1.8904
K 766.491	106.351b	ppb	0.6853	0.6	2808.87
Mg 279.078	82.1324b	ppb	4.8092	5.9	161.900
Mn 257.610	0.0079b	ppb	0.0188	238.0	40.4619
Mo 202.032	-1.1065b	ppb	0.5605	50.6	10.3611
Na 330.237	115358xb	ppb	286.293	0.2	3638.61
Ni 231.604	-0.2375b	ppb	1.5056	634.1	3.3144
Pb 220.353	-1.4542b	ppb	1.0678	73.4	18.7898
Sb 206.834	2.0486b	ppb	1.7581	85.8	0.4294
Se 196.026	2.2453b	ppb	1.2234	54.5	1.5418
Sn 189.925	4.0268b	ppb	3.2922	81.8	-9.7552
Sr 216.596	1.1009b	ppb	1.4761	134.1	17.8860
Ti 334.941	-0.0374b	ppb	0.1395	373.3	-23.8823
Tl 190.794	0.9964b	ppb	6.8528	687.8	-11.8655
V 292.401	-0.6414b	ppb	0.0624	9.7	-17.8615
Zn 206.200	2.4142b	ppb	1.1211	46.4	8.1213

E06052013.vvq. All Data Report 6/6/2013, 9:35:19 AM

680-89553-b-1-d (Samp) **6/5/2013, 11:30:29 AM** **Rack 1, Tube 6**
Weight: 1 **Volume: 1** **Dilution: 1**

Label	Replicates Concentration		
Ag 328.068	0.1684	-0.2090u	-0.1149u
Al 308.215	426.979	419.134	418.477
As 188.980	-1.0875u	1.9051	1.0887
B 249.678	15.7408	16.0559	15.2740
Ba 389.178	13917.5x	13835.0x	13854.6x
Be 313.042	0.0387	0.0421	0.0359
Ca 370.602	6532	6465	6423
Cd 226.502	0.0037	-0.3943u	0.0100
Co 228.615	0.7577	0.6159	1.2540
Cr 267.716	0.2571	0.9904	0.6813
Cu 324.754	22.4051	21.3202	21.6016
Fe 271.441	38.0412	53.0080	43.6116
K 766.491	412.931	410.663	406.809
Mg 279.078	651.289	646.847	644.681
Mn 257.610	1.3493	1.3091	1.3903
Mo 202.032	-0.1526u	-0.4310u	-0.3162u
Na 330.237	38612.0	38281.0	38477.0
Ni 231.604	-0.7408u	-0.1762u	1.1409
Pb 220.353	-2.8499u	-2.7814u	-1.1648u
Sb 206.834	3.2429	5.5523	0.7094
Se 196.026	7.5986	10.8644	2.7124
Sn 189.925	5.8621	4.4121	5.8811
Sr 216.596	259.949	256.645	258.894
Ti 334.941	11.8510	11.7800	11.6643
Tl 190.794	2.1010	4.5660	-3.6278u
V 292.401	-0.6145u	-0.5794u	-0.0503u
Zn 206.200	30.5570	29.9164	29.6796

Label	Sol'n Conc.	Units	SD	%RSD	Int. (c/s)
Ag 328.068	-0.0518b	ppb	0.1964	379.2	-45.9405
Al 308.215	421.530b	ppb	4.7305	1.1	1812.90
As 188.980	0.6354b	ppb	1.5469	243.4	-2.4514
B 249.678	15.6902b	ppb	0.3934	2.5	361.363
Ba 389.178	13869.1xb	ppb	43.1145	0.3	93004.0
Be 313.042	0.0389b	ppb	0.0031	8.0	-225.455
Ca 370.602	6474b	ppb	55.04	0.9	6092
Cd 226.502	-0.1269b	ppb	0.2316	182.6	15.4281
Co 228.615	0.8759b	ppb	0.3350	38.3	9.9215
Cr 267.716	0.6429b	ppb	0.3681	57.3	18.1295
Cu 324.754	21.7756b	ppb	0.5630	2.6	1005.67
Fe 271.441	44.8869b	ppb	7.5645	16.9	37.6580
K 766.491	410.134b	ppb	3.0946	0.8	9432.04
Mg 279.078	647.606b	ppb	3.3690	0.5	1040.78
Mn 257.610	1.3495b	ppb	0.0406	3.0	201.385
Mo 202.032	-0.2999b	ppb	0.1399	46.6	12.5839
Na 330.237	38456.7b	ppb	166.438	0.4	1237.43
Ni 231.604	0.0746b	ppb	0.9656	1294.0	3.8011
Pb 220.353	-2.2654b	ppb	0.9537	42.1	18.1816
Sb 206.834	3.1682b	ppb	2.4223	76.5	1.0826
Se 196.026	7.0585b	ppb	4.1027	58.1	3.3354
Sn 189.925	5.3851b	ppb	0.8427	15.6	-9.1753
Sr 216.596	258.496b	ppb	1.6872	0.7	1248.27
Ti 334.941	11.7651b	ppb	0.0943	0.8	1316.66
Tl 190.794	1.0131b	ppb	4.2038	415.0	-11.8585
V 292.401	-0.4147b	ppb	0.3161	76.2	-14.8602
Zn 206.200	30.0510b	ppb	0.4539	1.5	25.3285

E06052013.vvq. All Data Report 6/6/2013, 9:35:19 AM

680-89553-b-1-d ^10 (Samp) 6/5/2013, 11:35:04 AM Rack 1, Tube 7**Weight: 1****Volume: 1****Dilution: 1**

Label	Replicates Concentration		
Ag 328.068	-0.3156u	0.1632	0.1494
Al 308.215	44.7345	45.8907	47.0999
As 188.980	1.6984	1.6398	0.3734
B 249.678	0.6525	0.0943	0.5959
Ba 389.178	1444.02	1440.53	1442.35
Be 313.042	0.0252	0.0130	0.0250
Ca 370.602	686.2	673.7	692.8
Cd 226.502	-0.3605u	0.3000	-0.0512u
Co 228.615	-0.2683u	-0.8930u	0.1552
Cr 267.716	0.6156	-0.0008	0.7044
Cu 324.754	2.1191	2.2243	1.3515
Fe 271.441	-0.8558u	8.6365	15.0375
K 766.491	34.4419	34.9351	34.2938
Mg 279.078	74.9275	66.3550	72.5934
Mn 257.610	0.0910	0.1164	0.2187
Mo 202.032	-0.5840u	-0.3254u	-2.3842u
Na 330.237	3946.17	3640.21	3864.20
Ni 231.604	-0.1809u	-0.3985u	-1.2494u
Pb 220.353	-1.8260u	-3.5979u	0.2065
Sb 206.834	5.0474	-0.0189u	-3.0375u
Se 196.026	-5.6468u	-3.4053u	5.3865
Sn 189.925	-0.5537u	5.7702	-5.2036u
Sr 216.596	26.3279	26.6496	28.1845
Ti 334.941	1.3239	1.1189	1.2441
Tl 190.794	1.1675	0.1802	0.0182
V 292.401	-0.2178u	-0.3295u	0.0621
Zn 206.200	3.7985	4.3232	3.3358

Label	Sol'n Conc.	Units	SD	%RSD	Int. (c/s)
Ag 328.068	-0.0010	ppb	0.2726	26990.8	-38.4324
Al 308.215	45.9084	ppb	1.1828	2.6	504.419
As 188.980	1.2372	ppb	0.7487	60.5	-2.1627
B 249.678	0.4476	ppb	0.3073	68.6	172.436
Ba 389.178	1442.30	ppb	1.7463	0.1	9637.72
Be 313.042	0.0211	ppb	0.0070	33.3	-245.183
Ca 370.602	684.2	ppb	9.696	1.4	624.3
Cd 226.502	-0.0372	ppb	0.3305	888.2	17.3124
Co 228.615	-0.3353	ppb	0.5273	157.3	1.8163
Cr 267.716	0.4397	ppb	0.3841	87.3	12.8973
Cu 324.754	1.8983	ppb	0.4764	25.1	367.228
Fe 271.441	7.6061	ppb	7.9966	105.1	8.6399
K 766.491	34.5569	ppb	0.3357	1.0	1243.61
Mg 279.078	71.2920	ppb	4.4320	6.2	145.039
Mn 257.610	0.1420	ppb	0.0676	47.6	56.5512
Mo 202.032	-1.0978	ppb	1.1215	102.2	10.3847
Na 330.237	3816.86	ppb	158.375	4.1	156.230
Ni 231.604	-0.6096	ppb	0.5647	92.6	2.7334
Pb 220.353	-1.7391	ppb	1.9037	109.5	18.5774
Sb 206.834	0.6637	ppb	4.0855	615.6	-0.3747
Se 196.026	-1.2219	ppb	5.8317	477.3	0.2491
Sn 189.925	0.0043	ppb	5.5081	127777.8	-11.5313
Sr 216.596	27.0540	ppb	0.9922	3.7	141.935
Ti 334.941	1.2289	ppb	0.1033	8.4	123.038
Tl 190.794	0.4553	ppb	0.6221	136.6	-12.0961
V 292.401	-0.1617	ppb	0.2017	124.7	-11.7786
Zn 206.200	3.8192	ppb	0.4940	12.9	9.5041

E06052013.vvq. All Data Report 6/6/2013, 9:35:19 AM

lb 680-278731/8-e (Samp) **6/5/2013, 11:39:40 AM** **Rack 1, Tube 8**
Weight: 1 **Volume: 1** **Dilution: 1**

Label	Replicates Concentration		
Ag 328.068	-0.2719u	0.3302	-0.1414u
Al 308.215	2.1448	2.0616	-1.2616u
As 188.980	6.1810	0.7233	-8.9413u
B 249.678	6.3311	6.0871	4.9846
Ba 389.178	-1.1499u	-1.8584u	-0.4108u
Be 313.042	0.0161	0.0133	0.0028u
Ca 370.602	80.81	77.59	70.68
Cd 226.502	0.3478	0.0209	0.1473
Co 228.615	0.2642	0.9115	-0.2626u
Cr 267.716	-0.0290	-0.0607u	0.1075
Cu 324.754	-0.2158u	-0.2746u	0.3403
Fe 271.441	-9.8648u	3.8041	-7.1042u
K 766.491	33.8379	32.9732	32.8184
Mg 279.078	24.1812	32.6297	30.8373
Mn 257.610	-0.0186u	-0.0642u	-0.0642u
Mo 202.032	-0.4780u	0.0362	-1.7826u
Na 330.237	108766x	109122x	107267x
Ni 231.604	-0.2707u	-3.6635u	0.0174
Pb 220.353	-3.8159u	-4.5268u	1.6574
Sb 206.834	-1.5066u	-1.2168u	6.3529
Se 196.026	6.7779	2.7950	6.2814
Sn 189.925	4.5331	3.4781	5.3571
Sr 216.596	-0.4859u	1.2219	0.9368
Ti 334.941	-0.0466u	0.1840	0.0029u
Tl 190.794	-1.3446u	-2.8667u	-0.9973u
V 292.401	0.0197u	-0.7925u	-1.4000u
Zn 206.200	2.8459	1.7862	0.1908

Label	Sol'n Conc.	Units	SD	%RSD	Int. (c/s)
Ag 328.068	-0.0277b	ppb	0.3168	1142.7	-38.8416
Al 308.215	0.9816b	ppb	1.9432	198.0	347.971
As 188.980	-0.6790b	ppb	7.6580	1127.8	-3.0900
B 249.678	5.8009b	ppb	0.7174	12.4	238.825
Ba 389.178	-1.1397b	ppb	0.7239	63.5	-45.7228
Be 313.042	0.0107b	ppb	0.0070	65.3	-268.212
Ca 370.602	76.36b	ppb	5.178	6.8	50.14
Cd 226.502	0.1720b	ppb	0.1648	95.8	21.3155
Co 228.615	0.3044b	ppb	0.5881	193.2	6.0058
Cr 267.716	0.0059b	ppb	0.0894	1503.1	3.3498
Cu 324.754	-0.0500b	ppb	0.3393	677.9	304.659
Fe 271.441	-4.3883b	ppb	7.2278	164.7	-0.6383
K 766.491	33.2098b	ppb	0.5494	1.7	1214.24
Mg 279.078	29.2161b	ppb	4.4515	15.2	79.6468
Mn 257.610	-0.0490b	ppb	0.0263	53.7	33.5406
Mo 202.032	-0.7415b	ppb	0.9376	126.4	11.3678
Na 330.237	108385xb	ppb	984.261	0.9	3420.91
Ni 231.604	-1.3056b	ppb	2.0471	156.8	1.6456
Pb 220.353	-2.2284b	ppb	3.3840	151.9	18.2137
Sb 206.834	1.2098b	ppb	4.4564	368.3	-0.0611
Se 196.026	5.2848b	ppb	2.1705	41.1	2.6749
Sn 189.925	4.4561b	ppb	0.9419	21.1	-9.5693
Sr 216.596	0.5576b	ppb	0.9148	164.1	15.2812
Ti 334.941	0.0467b	ppb	0.1214	259.7	-14.2271
Tl 190.794	-1.7362b	ppb	0.9944	57.3	-13.0291
V 292.401	-0.7242b	ppb	0.7123	98.4	-18.8191
Zn 206.200	1.6076b	ppb	1.3365	83.1	7.3278

E06052013.wvq. All Data Report 6/6/2013, 9:35:19 AM

680-90820-a-1-b (Samp) **6/5/2013, 11:44:15 AM** **Rack 1, Tube 9**
Weight: 1 **Volume: 1** **Dilution: 1**

Label	Replicates Concentration		
Ag 328.068	-0.2942u	-0.0341u	-0.5080u
Al 308.215	37.1385	39.7077	34.8201
As 188.980	-7.0124u	-6.5808u	0.5130
B 249.678	15.9208	15.7332	15.0540
Ba 389.178	59.2074	55.2930	53.1207
Be 313.042	0.0413	0.0418	0.0517
Ca 370.602	1298	1298	1274
Cd 226.502	-0.2054u	-0.1890u	-0.1389u
Co 228.615	2.2667	-0.1243u	0.2554
Cr 267.716	-0.1130u	-0.0789u	0.2953
Cu 324.754	-0.0251u	-0.0100u	-0.2845u
Fe 271.441	-6.1391u	4.5639	2.2078
K 766.491	305.969	304.274	300.734
Mg 279.078	549.158	544.872	539.018
Mn 257.610	18.8188	18.6179	18.4834
Mo 202.032	-0.5172u	0.2656	-1.3680u
Na 330.237	105712x	104686x	103205x
Ni 231.604	-2.8415u	-0.3259u	-1.4111u
Pb 220.353	1.3973	7.3390	0.6796
Sb 206.834	-3.9716u	3.0980	-3.4006u
Se 196.026	3.9584	5.4002	-0.3464u
Sn 189.925	-3.3555u	2.3068	7.5929
Sr 216.596	3.4443	1.6578	3.2751
Ti 334.941	0.0156u	0.0644	0.0625
Tl 190.794	-1.4866u	2.9692	6.8821
V 292.401	-0.5335u	-0.0520u	0.4039
Zn 206.200	2.8690	1.9414	1.2053

Label	Sol'n Conc.	Units	SD	%RSD	Int. (c/s)
Ag 328.068	-0.2788b	ppb	0.2373	85.1	-48.7879
Al 308.215	37.2221b	ppb	2.4449	6.6	474.148
As 188.980	-4.3601b	ppb	4.2257	96.9	-4.8705
B 249.678	15.5694b	ppb	0.4561	2.9	359.954
Ba 389.178	55.8737b	ppb	3.0847	5.5	337.143
Be 313.042	0.0449b	ppb	0.0059	13.1	-219.959
Ca 370.602	1290b	ppb	14.11	1.1	1196
Cd 226.502	-0.1778b	ppb	0.0346	19.5	14.0878
Co 228.615	0.7993b	ppb	1.2850	160.8	9.2616
Cr 267.716	0.0345b	ppb	0.2265	657.4	4.0430
Cu 324.754	-0.1065b	ppb	0.1543	144.9	302.847
Fe 271.441	0.2109b	ppb	5.6240	2667.3	2.9647
K 766.491	303.659b	ppb	2.6712	0.9	7110.65
Mg 279.078	544.349b	ppb	5.0899	0.9	880.145
Mn 257.610	18.6400b	ppb	0.1688	0.9	2240.43
Mo 202.032	-0.5399b	ppb	0.8170	151.3	11.9232
Na 330.237	104534xb	ppb	1260.44	1.2	3300.69
Ni 231.604	-1.5262b	ppb	1.2618	82.7	1.3005
Pb 220.353	3.1386b	ppb	3.6553	116.5	22.2062
Sb 206.834	-1.4247b	ppb	3.9272	275.6	-1.5981
Se 196.026	3.0041b	ppb	2.9898	99.5	1.8281
Sn 189.925	2.1814b	ppb	5.4753	251.0	-10.5625
Sr 216.596	2.7924b	ppb	0.9862	35.3	26.0167
Ti 334.941	0.0475b	ppb	0.0277	58.2	-13.0863
Tl 190.794	2.7882b	ppb	4.1873	150.2	-11.1042
V 292.401	-0.0605b	ppb	0.4688	774.4	-10.9705
Zn 206.200	2.0052b	ppb	0.8337	41.6	7.7191

E06052013.vvq. All Data Report 6/6/2013, 9:35:19 AM

680-90820-a-2-b (Samp) 6/5/2013, 11:48:52 AM Rack 1, Tube 10

Weight: 1

Volume: 1

Dilution: 1

Label	Replicates Concentration		
Ag 328.068	-0.2362u	-0.2229u	0.0483
Al 308.215	13.7138	9.6939	14.1106
As 188.980	-0.3161u	1.1645	-7.5427u
B 249.678	35.8307	35.6063	35.6831
Ba 389.178	46.6014	46.2697	47.6558
Be 313.042	0.0241	0.0240	0.0108
Ca 370.602	1306	1303	1330
Cd 226.502	-0.0615u	0.1870	0.0517
Co 228.615	0.0449	0.4519	-0.7778u
Cr 267.716	-0.0312	0.2263	0.1054
Cu 324.754	2.3439	1.4308	2.3971
Fe 271.441	0.4834	0.6988	-3.7507u
K 766.491	387.830	384.829	392.253
Mg 279.078	288.014	292.026	296.969
Mn 257.610	4.6955	4.5877	4.6102
Mo 202.032	-1.7714u	-0.4900u	-1.2842u
Na 330.237	107369x	106663x	108737x
Ni 231.604	-0.7421u	-1.3587u	-1.3183u
Pb 220.353	6.8734	12.0025	8.2860
Sb 206.834	3.4074	-12.8056u	2.4161
Se 196.026	11.0246	1.1531	-3.6799u
Sn 189.925	0.9161	7.1120	6.8194
Sr 216.596	3.7803	5.1377	5.2677
Ti 334.941	-0.0168u	0.1664	0.0826
Tl 190.794	2.3026	-4.3194u	6.4018
V 292.401	-0.7187u	0.2887	-1.0183u
Zn 206.200	4.2005	4.7799	5.5245

Label	Sol'n Conc.	Units	SD	%RSD	Int. (c/s)
Ag 328.068	-0.1369b	ppb	0.1606	117.3	-43.2483
Al 308.215	12.5061b	ppb	2.4435	19.5	388.088
As 188.980	-2.2314b	ppb	4.6589	208.8	-3.8409
B 249.678	35.7067b	ppb	0.1140	0.3	609.632
Ba 389.178	46.8423b	ppb	0.7238	1.5	276.370
Be 313.042	0.0196b	ppb	0.0076	38.8	-255.413
Ca 370.602	1313b	ppb	15.01	1.1	1218
Cd 226.502	0.0590b	ppb	0.1244	210.8	18.9983
Co 228.615	-0.0937b	ppb	0.6265	668.8	3.3896
Cr 267.716	0.1002b	ppb	0.1289	128.6	5.6279
Cu 324.754	2.0573b	ppb	0.5432	26.4	372.338
Fe 271.441	-0.8562b	ppb	2.5091	293.1	2.0811
K 766.491	388.304b	ppb	3.7345	1.0	8956.09
Mg 279.078	292.336b	ppb	4.4857	1.5	488.587
Mn 257.610	4.6311b	ppb	0.0569	1.2	586.768
Mo 202.032	-1.1818b	ppb	0.6468	54.7	10.1532
Na 330.237	107590xb	ppb	1054.89	1.0	3396.06
Ni 231.604	-1.1397b	ppb	0.3449	30.3	1.9053
Pb 220.353	9.0539b	ppb	2.6494	29.3	26.6051
Sb 206.834	-2.3274b	ppb	9.0880	390.5	-2.1184
Se 196.026	2.8326b	ppb	7.4947	264.6	1.7616
Sn 189.925	4.9491b	ppb	3.4958	70.6	-9.3539
Sr 216.596	4.7285b	ppb	0.8238	17.4	35.2761
Ti 334.941	0.0774b	ppb	0.0917	118.4	-10.2496
Tl 190.794	1.4617b	ppb	5.4099	370.1	-11.6681
V 292.401	-0.4828b	ppb	0.6847	141.8	-15.9363
Zn 206.200	4.8350b	ppb	0.6637	13.7	10.5049

E06052013.vvq. All Data Report 6/6/2013, 9:35:19 AM

680-90820-a-3-b (Samp) **6/5/2013, 11:53:28 AM** **Rack 1, Tube 11**
Weight: 1 **Volume: 1** **Dilution: 1**

Label	Replicates Concentration		
Ag 328.068	-0.2146u	-0.2881u	0.2803
Al 308.215	35.1809	31.0708	29.5733
As 188.980	-0.0552u	-7.8985u	-0.5722u
B 249.678	31.0936	30.3255	30.0116
Ba 389.178	35.1569	37.3990	37.9473
Be 313.042	0.0307	0.0273	0.0356
Ca 370.602	1344	1310	1332
Cd 226.502	-0.1600u	-0.0258u	0.1357
Co 228.615	0.9957	0.2912	0.5723
Cr 267.716	-0.1492u	0.2198	0.0233
Cu 324.754	0.3171	-0.0770u	-0.0886u
Fe 271.441	-1.0355u	-0.7592u	10.2395
K 766.491	239.864	234.766	237.942
Mg 279.078	378.982	371.017	371.121
Mn 257.610	11.2843	10.9748	10.9750
Mo 202.032	0.3341	-3.2371u	-0.7490u
Na 330.237	104500x	102176x	102830x
Ni 231.604	-2.0294u	-0.3118u	-2.6161u
Pb 220.353	4.4824	9.4623	6.0466
Sb 206.834	8.7405	-12.5908u	-1.2595u
Se 196.026	-7.5573u	4.3265	14.2531
Sn 189.925	-1.5382u	1.3798	5.2459
Sr 216.596	4.4312	3.8058	3.5103
Ti 334.941	0.1109	0.0509	-0.1321u
Tl 190.794	0.2244	-5.7144u	-6.0187u
V 292.401	-0.4754u	-0.9323u	-0.3091u
Zn 206.200	2.5327	2.1580	2.8056

Label	Sol'n Conc.	Units	SD	%RSD	Int. (c/s)
Ag 328.068	-0.0742b	ppb	0.3091	416.8	-40.7379
Al 308.215	31.9417b	ppb	2.9034	9.1	455.787
As 188.980	-2.8420b	ppb	4.3867	154.4	-4.1362
B 249.678	30.4769b	ppb	0.5567	1.8	544.785
Ba 389.178	36.8344b	ppb	1.4784	4.0	209.291
Be 313.042	0.0312b	ppb	0.0041	13.3	-238.939
Ca 370.602	1329b	ppb	17.34	1.3	1233
Cd 226.502	-0.0167b	ppb	0.1481	886.8	17.4428
Co 228.615	0.6197b	ppb	0.3546	57.2	8.0850
Cr 267.716	0.0313b	ppb	0.1846	589.4	3.9418
Cu 324.754	0.0505b	ppb	0.2310	457.2	307.889
Fe 271.441	2.8149b	ppb	6.4313	228.5	4.9743
K 766.491	237.524b	ppb	2.5748	1.1	5668.75
Mg 279.078	373.707b	ppb	4.5686	1.2	614.988
Mn 257.610	11.0781b	ppb	0.1786	1.6	1347.66
Mo 202.032	-1.2173b	ppb	1.8310	150.4	10.0554
Na 330.237	103169xb	ppb	1198.57	1.2	3258.06
Ni 231.604	-1.6524b	ppb	1.1975	72.5	1.1037
Pb 220.353	6.6638b	ppb	2.5467	38.2	24.8277
Sb 206.834	-1.7033b	ppb	10.6726	626.6	-1.7574
Se 196.026	3.6741b	ppb	10.9198	297.2	2.0765
Sn 189.925	1.6959b	ppb	3.4031	200.7	-10.7746
Sr 216.596	3.9158b	ppb	0.4702	12.0	31.3963
Ti 334.941	0.0099b	ppb	0.1266	1275.9	-17.6140
Tl 190.794	-3.8362b	ppb	3.5199	91.8	-13.9259
V 292.401	-0.5723b	ppb	0.3227	56.4	-16.9969
Zn 206.200	2.4988b	ppb	0.3251	13.0	8.2051

E06052013.vvq. All Data Report 6/6/2013, 9:35:19 AM

680-90820-a-4-b (Samp) 6/5/2013, 11:58:05 AM Rack 1, Tube 12

Weight: 1

Volume: 1

Dilution: 1

Label	Replicates Concentration		
Ag 328.068	-0.2075u	-0.3067u	-0.1322u
Al 308.215	56.3528	50.4764	55.9990
As 188.980	-2.6886u	-1.7621u	0.4933
B 249.678	30.3686	30.6676	32.5902
Ba 389.178	65.0031	66.2254	70.1009
Be 313.042	0.0347	0.0364	0.0301
Ca 370.602	590.2	581.5	604.3
Cd 226.502	-0.1727u	-0.2420u	-0.3397u
Co 228.615	0.3782	0.4963	1.2851
Cr 267.716	0.1795	-0.4294u	-0.0600u
Cu 324.754	1.3107	1.1781	0.9597
Fe 271.441	7.4488	-7.5427u	2.9879
K 766.491	200.091	196.531	202.986
Mg 279.078	151.348	153.598	152.399
Mn 257.610	14.6125	14.3873	14.9953
Mo 202.032	-0.5266u	0.4954	-0.3709u
Na 330.237	109227x	107560x	111645x
Ni 231.604	0.2919	-0.1210u	0.0815
Pb 220.353	7.5477	9.6804	4.4830
Sb 206.834	10.4301	4.1125	1.0108
Se 196.026	-10.1599u	-1.8566u	-0.4174u
Sn 189.925	7.2171	5.9331	1.0009
Sr 216.596	0.5929	1.8703	2.5222
Ti 334.941	0.1259	0.1127	0.0142u
Tl 190.794	-3.3904u	-1.3328u	2.9502
V 292.401	-0.1027u	-0.0335u	0.2353
Zn 206.200	3.6430	1.9319	3.1603

Label	Sol'n Conc.	Units	SD	%RSD	Int. (c/s)
Ag 328.068	-0.2155b	ppb	0.0875	40.6	-46.2681
Al 308.215	54.2761b	ppb	3.2954	6.1	533.546
As 188.980	-1.3191b	ppb	1.6366	124.1	-3.3995
B 249.678	31.2088b	ppb	1.2057	3.9	553.852
Ba 389.178	67.1098b	ppb	2.6615	4.0	412.234
Be 313.042	0.0338b	ppb	0.0033	9.6	-236.128
Ca 370.602	592.0b	ppb	11.51	1.9	536.9
Cd 226.502	-0.2515b	ppb	0.0839	33.4	12.5695
Co 228.615	0.7198b	ppb	0.4930	68.5	8.7374
Cr 267.716	-0.1033b	ppb	0.3068	297.0	0.7539
Cu 324.754	1.1495b	ppb	0.1773	15.4	343.191
Fe 271.441	0.9647b	ppb	7.6978	798.0	3.5439
K 766.491	199.869b	ppb	3.2329	1.6	4847.79
Mg 279.078	152.448b	ppb	1.1261	0.7	271.016
Mn 257.610	14.6650b	ppb	0.3074	2.1	1769.89
Mo 202.032	-0.1341b	ppb	0.5507	410.8	13.0417
Na 330.237	109477xb	ppb	2054.07	1.9	3455.01
Ni 231.604	0.0841b	ppb	0.2065	245.5	3.8157
Pb 220.353	7.2370b	ppb	2.6126	36.1	25.2541
Sb 206.834	5.1845b	ppb	4.8003	92.6	2.2512
Se 196.026	-4.1446b	ppb	5.2588	126.9	-0.8376
Sn 189.925	4.7170b	ppb	3.2816	69.6	-9.4551
Sr 216.596	1.6618b	ppb	0.9814	59.1	20.5790
Ti 334.941	0.0843b	ppb	0.0611	72.4	-9.7824
Tl 190.794	-0.5910b	ppb	3.2347	547.4	-12.5439
V 292.401	0.0330b	ppb	0.1786	540.8	-9.8800
Zn 206.200	2.9117b	ppb	0.8822	30.3	8.6120

E06052013.wvq. All Data Report 6/6/2013, 9:35:19 AM

680-90820-a-4-b SD^5 (Samp) 6/5/2013, 12:11:47 PM Rack 1, Tube 15**Weight: 1****Volume: 1****Dilution: 1**

Label	Replicates Concentration		
Ag 328.068	-0.4039u	-0.1275u	-0.3956u
Al 308.215	13.4900	13.5398	12.0899
As 188.980	-10.6688u	-0.0718u	-3.3376u
B 249.678	6.5969	6.7734	5.9120
Ba 389.178	10.4034	10.7585	10.3818
Be 313.042	0.0288	0.0274	0.0324
Ca 370.602	124.8	133.4	133.4
Cd 226.502	-0.0037u	0.1328	-0.0789u
Co 228.615	0.3352	0.3461	0.1874
Cr 267.716	-0.5116u	-0.1595u	0.1484
Cu 324.754	-0.5244u	-0.8421u	-1.2170u
Fe 271.441	-7.2009u	7.8638	-11.7082u
K 766.491	33.3483	29.7209	29.8147
Mg 279.078	31.9618	26.7428	35.5431
Mn 257.610	3.1787	2.9229	3.1689
Mo 202.032	-0.9183u	-1.3027u	-0.4578u
Na 330.237	21957.4	21233.5	20838.1
Ni 231.604	-3.2704u	-1.8499u	-3.7916u
Pb 220.353	-0.9875u	1.5019	7.9103
Sb 206.834	7.0951	-4.7667u	3.9052
Se 196.026	0.2417	0.4688	-2.9575u
Sn 189.925	1.7301	2.7597	5.0446
Sr 216.596	0.6747	-0.1666u	1.3432
Ti 334.941	0.0619	-0.0187u	0.0715
Tl 190.794	1.6725	7.4787	1.1801
V 292.401	-0.2503u	-0.2382u	-0.3906u
Zn 206.200	-0.5187u	0.8968	0.8303

Label	Sol'n Conc.	Units	SD	%RSD	Int. (c/s)
Ag 328.068	-0.3090	ppb	0.1572	50.9	-49.9437
Al 308.215	13.0399	ppb	0.8231	6.3	389.922
As 188.980	-4.6927	ppb	5.4269	115.6	-5.0316
B 249.678	6.4274	ppb	0.4550	7.1	246.581
Ba 389.178	10.5146	ppb	0.2116	2.0	32.4661
Be 313.042	0.0295	ppb	0.0026	8.9	-234.617
Ca 370.602	130.5	ppb	4.957	3.8	101.1
Cd 226.502	0.0167	ppb	0.1073	641.1	18.3794
Co 228.615	0.2896	ppb	0.0886	30.6	5.9125
Cr 267.716	-0.1742	ppb	0.3302	189.5	-1.7627
Cu 324.754	-0.8612	ppb	0.3467	40.3	278.602
Fe 271.441	-3.6818	ppb	10.2496	278.4	-0.0904
K 766.491	30.9613	ppb	2.0677	6.7	1165.21
Mg 279.078	31.4159	ppb	4.4255	14.1	83.0275
Mn 257.610	3.0902	ppb	0.1449	4.7	404.131
Mo 202.032	-0.8929	ppb	0.4230	47.4	10.9498
Na 330.237	21343.0	ppb	567.624	2.7	703.437
Ni 231.604	-2.9706	ppb	1.0050	33.8	-0.9546
Pb 220.353	2.8082	ppb	4.5905	163.5	21.9599
Sb 206.834	2.0779	ppb	6.1384	295.4	0.4450
Se 196.026	-0.7490	ppb	1.9160	255.8	0.4261
Sn 189.925	3.1781	ppb	1.6964	53.4	-10.1431
Sr 216.596	0.6171	ppb	0.7565	122.6	15.5828
Ti 334.941	0.0382	ppb	0.0495	129.5	-12.4755
Tl 190.794	3.4438	ppb	3.5030	101.7	-10.8226
V 292.401	-0.2930	ppb	0.0847	28.9	-13.3991
Zn 206.200	0.4028	ppb	0.7987	198.3	6.1422

E06052013.vvq. All Data Report 6/6/2013, 9:35:19 AM

680-90820-a-4-b PDS (Samp) 6/5/2013, 12:16:21 PM Rack 1, Tube 16**Weight: 1****Volume: 1****Dilution: 1**

Label	Replicates Concentration		
Ag 328.068	51.9429	50.8113	49.9275
Al 308.215	2102.12	2079.93	2047.79
As 188.980	2143.94	2141.25	2111.93
B 249.678	1042.74	1038.03	1033.76
Ba 389.178	2150.72	2135.80	2105.84
Be 313.042	51.1658	50.6380	49.9972
Ca 370.602	5824	5745	5678
Cd 226.502	52.0443	51.1493	50.5052
Co 228.615	515.931	514.867	506.028
Cr 267.716	207.322	205.293	203.458
Cu 324.754	258.127	255.569	253.939
Fe 271.441	1037.24	1020.05	1000.17
K 766.491	6135.47	6087.24	6015.01
Mg 279.078	5373.04	5311.99	5248.91
Mn 257.610	544.896	539.813	534.026
Mo 202.032	558.829	548.883	547.313
Na 330.237	116627x	115626x	114190x
Ni 231.604	505.349	504.293	496.880
Pb 220.353	541.172	530.610	531.432
Sb 206.834	484.537	487.577	478.954
Se 196.026	2092.03	2072.09	2054.30
Sn 189.925	1059.77	1044.00	1043.01
Sr 216.596	538.016	534.711	529.308
Ti 334.941	1048.13	1039.12	1025.72
Tl 190.794	2192.21	2179.81	2140.47
V 292.401	521.178	516.233	509.618
Zn 206.200	498.346	491.438	496.571

Label	Sol'n Conc.	Units	SD	%RSD	Int. (c/s)
Ag 328.068	50.8939b	ppb	1.0102	2.0	1964.66
Al 308.215	2076.61b	ppb	27.3168	1.3	7532.66
As 188.980	2132.37b	ppb	17.7580	0.8	1028.69
B 249.678	1038.18b	ppb	4.4887	0.4	13038.3
Ba 389.178	2130.79b	ppb	22.8557	1.1	14262.0
Be 313.042	50.6004b	ppb	0.5852	1.2	70216.7
Ca 370.602	5749b	ppb	73.23	1.3	5555
Cd 226.502	51.2329b	ppb	0.7729	1.5	1080.05
Co 228.615	512.275b	ppb	5.4364	1.1	3382.95
Cr 267.716	205.357b	ppb	1.9328	0.9	4960.12
Cu 324.754	255.879b	ppb	2.1112	0.8	8531.25
Fe 271.441	1019.15b	ppb	18.5503	1.8	826.333
K 766.491	6079.24b	ppb	60.6265	1.0	133031
Mg 279.078	5311.31b	ppb	62.0670	1.2	8283.48
Mn 257.610	539.578b	ppb	5.4390	1.0	63716.9
Mo 202.032	551.675b	ppb	6.2455	1.1	1534.05
Na 330.237	115481xb	ppb	1225.22	1.1	3635.55
Ni 231.604	502.174b	ppb	4.6152	0.9	787.320
Pb 220.353	534.405b	ppb	5.8755	1.1	416.708
Sb 206.834	483.689b	ppb	4.3735	0.9	278.344
Se 196.026	2072.81b	ppb	18.8771	0.9	773.549
Sn 189.925	1048.92b	ppb	9.4026	0.9	446.284
Sr 216.596	534.011b	ppb	4.3957	0.8	2558.39
Ti 334.941	1037.66b	ppb	11.2738	1.1	117547
Tl 190.794	2170.83b	ppb	27.0163	1.2	913.209
V 292.401	515.676b	ppb	5.8001	1.1	6057.40
Zn 206.200	495.452b	ppb	3.5875	0.7	493.016

E06052013.vvq. All Data Report 6/6/2013, 9:35:19 AM

680-90820-a-4-c ms (Samp) 6/5/2013, 12:20:55 PM Rack 1, Tube 17**Weight: 1****Volume: 1****Dilution: 1**

Label	Replicates Concentration		
Ag 328.068	75.4852	75.2762	76.6117
Al 308.215	861.235	864.853	867.190
As 188.980	78.2578	83.6592	77.3619
B 249.678	193.817	196.151	195.402
Ba 389.178	129.884	131.747	130.252
Be 313.042	79.0131	79.4994	79.7246
Ca 370.602	8371	8412	8378
Cd 226.502	80.2762	80.5998	80.7318
Co 228.615	80.9802	81.0933	81.2643
Cr 267.716	79.9207	80.2389	80.8465
Cu 324.754	82.6293	83.1628	82.8906
Fe 271.441	7826.31	7850.10	7845.64
K 766.491	8941.73	8982.52	9044.15
Mg 279.078	7944.78	7996.32	7992.44
Mn 257.610	833.694	836.677	838.842
Mo 202.032	82.5781	84.5758	81.8573
Na 330.237	98779.3x	99431.2x	99685.4x
Ni 231.604	81.4994	77.2794	77.7663
Pb 220.353	85.0005	85.9023	86.2571
Sb 206.834	80.3864	74.7218	88.7284
Se 196.026	75.8603	83.1134	92.1785
Sn 189.925	84.7482	82.2817	85.4807
Sr 216.596	82.5565	80.9017	82.0993
Ti 334.941	79.3853	80.0421	80.3521
Tl 190.794	18.6867	19.0118	16.3124
V 292.401	81.5045	80.8664	81.3614
Zn 206.200	77.4264	78.6556	81.3153

Label	Sol'n Conc.	Units	SD	%RSD	Int. (c/s)
Ag 328.068	75.7910b	ppb	0.7184	0.9	2959.00
Al 308.215	864.426b	ppb	3.0005	0.3	3348.37
As 188.980	79.7596b	ppb	3.4067	4.3	35.7518
B 249.678	195.124b	ppb	1.1916	0.6	2572.74
Ba 389.178	130.628b	ppb	0.9871	0.8	847.635
Be 313.042	79.4123b	ppb	0.3636	0.5	110472
Ca 370.602	8387b	ppb	21.80	0.3	7731
Cd 226.502	80.5359b	ppb	0.2344	0.3	1697.64
Co 228.615	81.1126b	ppb	0.1430	0.2	538.283
Cr 267.716	80.3353b	ppb	0.4704	0.6	1944.46
Cu 324.754	82.8942b	ppb	0.2668	0.3	2971.11
Fe 271.441	7840.68b	ppb	12.6447	0.2	6095.91
K 766.491	8989.47b	ppb	51.5632	0.6	196481
Mg 279.078	7977.85b	ppb	28.7029	0.4	12426.0
Mn 257.610	836.404b	ppb	2.5848	0.3	98754.1
Mo 202.032	83.0037b	ppb	1.4083	1.7	242.052
Na 330.237	99298.6xb	ppb	467.337	0.5	3134.93
Ni 231.604	78.8484b	ppb	2.3087	2.9	126.822
Pb 220.353	85.7200b	ppb	0.6479	0.8	83.8623
Sb 206.834	81.2789b	ppb	7.0458	8.7	46.8611
Se 196.026	83.7174b	ppb	8.1758	9.8	32.0910
Sn 189.925	84.1702b	ppb	1.6760	2.0	25.2215
Sr 216.596	81.8525b	ppb	0.8546	1.0	406.211
Ti 334.941	79.9265b	ppb	0.4937	0.6	9050.43
Tl 190.794	18.0036b	ppb	1.4736	8.2	-4.8979
V 292.401	81.2441b	ppb	0.3348	0.4	944.414
Zn 206.200	79.1324b	ppb	1.9878	2.5	83.5083

E06052013.vvq. All Data Report 6/6/2013, 9:35:19 AM

680-90820-a-4-d msd (Samp) 6/5/2013, 12:25:30 PM Rack 1, Tube 18**Weight: 1****Volume: 1****Dilution: 1**

Label	Replicates Concentration		
Ag 328.068	81.3890	81.7428	79.8318
Al 308.215	912.491	908.087	902.586
As 188.980	97.5517	82.8899	80.6295
B 249.678	194.734	194.288	193.059
Ba 389.178	132.915	136.225	133.212
Be 313.042	83.9203	83.8978	83.2779
Ca 370.602	8833	8757	8726
Cd 226.502	85.0789	85.2662	84.1467
Co 228.615	86.1266	86.3885	83.0422
Cr 267.716	85.0140	84.4575	84.7997
Cu 324.754	87.2489	87.3155	86.8441
Fe 271.441	8320.75	8269.45	8232.84
K 766.491	9817.45	9800.13	9701.04
Mg 279.078	8429.83	8434.42	8382.72
Mn 257.610	883.745	882.321	878.856
Mo 202.032	87.9584	88.7808	87.3015
Na 330.237	99302.2x	99123.6x	98704.4x
Ni 231.604	83.6849	81.4825	80.2308
Pb 220.353	88.9610	96.2323	94.3331
Sb 206.834	86.0743	83.6711	84.3812
Se 196.026	106.305	84.5093	104.848
Sn 189.925	82.2593	89.4722	89.9657
Sr 216.596	84.9596	87.2126	85.7702
Ti 334.941	84.5719	84.4547	83.5151
Tl 190.794	16.2906	4.9927	21.3358
V 292.401	84.8267	86.1388	84.5787
Zn 206.200	85.5897	84.5440	84.5115

Label	Sol'n Conc.	Units	SD	%RSD	Int. (c/s)
Ag 328.068	80.9879b	ppb	1.0167	1.3	3164.47
Al 308.215	907.722b	ppb	4.9624	0.5	3498.88
As 188.980	87.0237b	ppb	9.1873	10.6	39.2616
B 249.678	194.027b	ppb	0.8676	0.4	2558.36
Ba 389.178	134.117b	ppb	1.8310	1.4	871.568
Be 313.042	83.6986b	ppb	0.3646	0.4	116450
Ca 370.602	8772b	ppb	55.36	0.6	8085
Cd 226.502	84.8306b	ppb	0.5996	0.7	1787.28
Co 228.615	85.1858b	ppb	1.8610	2.2	565.100
Cr 267.716	84.7570b	ppb	0.2807	0.3	2051.32
Cu 324.754	87.1362b	ppb	0.2552	0.3	3107.51
Fe 271.441	8274.35b	ppb	44.1606	0.5	6432.90
K 766.491	9772.87b	ppb	62.8070	0.6	213561
Mg 279.078	8415.66b	ppb	28.6166	0.3	13106.1
Mn 257.610	881.641b	ppb	2.5149	0.3	104093
Mo 202.032	88.0136b	ppb	0.7412	0.8	255.854
Na 330.237	99043.4xb	ppb	306.860	0.3	3126.81
Ni 231.604	81.7994b	ppb	1.7487	2.1	131.431
Pb 220.353	93.1755b	ppb	3.7714	4.0	89.4205
Sb 206.834	84.7088b	ppb	1.2346	1.5	48.8688
Se 196.026	98.5540b	ppb	12.1849	12.4	37.6317
Sn 189.925	87.2324b	ppb	4.3139	4.9	26.5580
Sr 216.596	85.9808b	ppb	1.1412	1.3	426.081
Ti 334.941	84.1805b	ppb	0.5793	0.7	9533.19
Tl 190.794	14.2064b	ppb	8.3685	58.9	-6.5325
V 292.401	85.1814b	ppb	0.8384	1.0	990.576
Zn 206.200	84.8817b	ppb	0.6133	0.7	89.1608

E06052013.wvq. All Data Report 6/6/2013, 9:35:19 AM

680-90820-a-5-b (Samp) 6/5/2013, 12:30:04 PM Rack 1, Tube 19

Weight: 1

Volume: 1

Dilution: 1

Label	Replicates Concentration		
Ag 328.068	-0.2060u	-0.1798u	-0.3133u
Al 308.215	23.0756	23.7001	24.3353
As 188.980	2.9108	-3.5518u	0.0737
B 249.678	38.9185	37.7110	38.1666
Ba 389.178	44.2567	43.1111	43.2483
Be 313.042	0.0380	0.0346	0.0410
Ca 370.602	1805	1803	1810
Cd 226.502	-0.0981u	0.0461	-0.2425u
Co 228.615	0.4037	0.8161	0.6915
Cr 267.716	0.2975	-0.0973u	0.5265
Cu 324.754	-0.0557u	-0.2435u	-0.4115u
Fe 271.441	2.7965	-0.4116u	0.6142
K 766.491	514.898	512.712	517.618
Mg 279.078	368.745	364.884	369.243
Mn 257.610	17.9331	17.8233	18.0085
Mo 202.032	0.5384	-3.0737u	-0.2865u
Na 330.237	106644x	105783x	107410x
Ni 231.604	-1.0048u	-0.8099u	-2.3013u
Pb 220.353	3.9583	1.2838	2.4889
Sb 206.834	3.3955	-0.3213u	4.5183
Se 196.026	7.3227	5.8691	3.1716
Sn 189.925	3.7721	4.1071	4.9665
Sr 216.596	7.1322	5.3984	6.7743
Ti 334.941	0.0961	0.0493	0.0861
Tl 190.794	5.5863	-3.0765u	0.4988
V 292.401	0.4472	-1.0103u	-0.9434u
Zn 206.200	1.7859	0.4981	1.8473

Label	Sol'n Conc.	Units	SD	%RSD	Int. (c/s)
Ag 328.068	-0.2330b	ppb	0.0707	30.4	-47.0530
Al 308.215	23.7037b	ppb	0.6299	2.7	427.080
As 188.980	-0.1891b	ppb	3.2393	1713.1	-2.8529
B 249.678	38.2654b	ppb	0.6098	1.6	641.358
Ba 389.178	43.5387b	ppb	0.6256	1.4	254.264
Be 313.042	0.0379b	ppb	0.0032	8.4	-229.793
Ca 370.602	1806b	ppb	3.702	0.2	1683
Cd 226.502	-0.0982b	ppb	0.1443	147.0	15.7484
Co 228.615	0.6371b	ppb	0.2115	33.2	8.2037
Cr 267.716	0.2422b	ppb	0.3156	130.3	9.0797
Cu 324.754	-0.2369b	ppb	0.1780	75.1	298.653
Fe 271.441	0.9997b	ppb	1.6384	163.9	3.5635
K 766.491	515.076b	ppb	2.4581	0.5	11720.0
Mg 279.078	367.624b	ppb	2.3858	0.6	605.454
Mn 257.610	17.9216b	ppb	0.0932	0.5	2154.97
Mo 202.032	-0.9406b	ppb	1.8928	201.2	10.8183
Na 330.237	106612xb	ppb	813.894	0.8	3365.57
Ni 231.604	-1.3720b	ppb	0.8107	59.1	1.5417
Pb 220.353	2.5770b	ppb	1.3394	52.0	21.7895
Sb 206.834	2.5309b	ppb	2.5330	100.1	0.7121
Se 196.026	5.4545b	ppb	2.1064	38.6	2.7415
Sn 189.925	4.2819b	ppb	0.6161	14.4	-9.6452
Sr 216.596	6.4350b	ppb	0.9153	14.2	43.4543
Ti 334.941	0.0772b	ppb	0.0246	31.9	-10.1102
Tl 190.794	1.0029b	ppb	4.3533	434.1	-11.8654
V 292.401	-0.5022b	ppb	0.8228	163.9	-16.1642
Zn 206.200	1.3771b	ppb	0.7619	55.2	7.1003

E06052013.wvq. All Data Report 6/6/2013, 9:35:19 AM

700-76791-a-1-k (Samp) **6/5/2013, 12:34:40 PM** **Rack 1, Tube 20**
Weight: 1 **Volume: 1** **Dilution: 1**

Label	Replicates Concentration		
Ag 328.068	-0.0700u	0.2732	-0.0211u
Al 308.215	81.3988	78.3820	74.8246
As 188.980	-2.4584u	-3.5290u	1.2202
B 249.678	29.9546	30.4951	29.8059
Ba 389.178	17.0033	15.6788	15.0406
Be 313.042	0.0217	0.0192	0.0274
Ca 370.602	3458	3501	3488
Cd 226.502	0.3116	0.5117	0.5835
Co 228.615	-0.1658u	0.0062	-0.6118u
Cr 267.716	0.3882	1.0074	0.3983
Cu 324.754	4.5911	4.4826	4.2497
Fe 271.441	516.528	527.779	520.855
K 766.491	533.248	544.783	532.869
Mg 279.078	170.622	176.947	168.535
Mn 257.610	13.1143	13.1890	13.2243
Mo 202.032	0.9171	-0.7152u	-0.9466u
Na 330.237	103358x	104534x	104920x
Ni 231.604	-0.0689u	2.6782	-1.8422u
Pb 220.353	-2.0514u	2.1503	4.8622
Sb 206.834	-0.8891u	-2.7418u	7.1310
Se 196.026	14.0716	5.0313	-6.0947u
Sn 189.925	2.9115	0.7937	0.8614
Sr 216.596	11.7531	12.7197	11.1771
Ti 334.941	0.2346	0.1494	0.3621
Tl 190.794	2.2146	-0.9626u	-5.6913u
V 292.401	-0.0806u	-0.2432u	-0.3376u
Zn 206.200	53.9474	54.2230	53.4909

Label	Sol'n Conc.	Units	SD	%RSD	Int. (c/s)
Ag 328.068	0.0607b	ppb	0.1856	305.8	-35.5838
Al 308.215	78.2018b	ppb	3.2908	4.2	616.939
As 188.980	-1.5891b	ppb	2.4911	156.8	-3.5338
B 249.678	30.0852b	ppb	0.3627	1.2	539.038
Ba 389.178	15.9076b	ppb	1.0011	6.3	68.9647
Be 313.042	0.0228b	ppb	0.0042	18.3	-250.293
Ca 370.602	3482b	ppb	21.99	0.6	3254
Cd 226.502	0.4689b	ppb	0.1409	30.0	28.3133
Co 228.615	-0.2571b	ppb	0.3190	124.0	2.3157
Cr 267.716	0.5980b	ppb	0.3546	59.3	17.6938
Cu 324.754	4.4412b	ppb	0.1744	3.9	449.013
Fe 271.441	521.721b	ppb	5.6753	1.1	407.838
K 766.491	536.967b	ppb	6.7717	1.3	12197.3
Mg 279.078	172.035b	ppb	4.3806	2.5	301.542
Mn 257.610	13.1759b	ppb	0.0562	0.4	1595.04
Mo 202.032	-0.2483b	ppb	1.0158	409.2	12.7172
Na 330.237	104271xb	ppb	813.275	0.8	3291.90
Ni 231.604	0.2557b	ppb	2.2776	890.7	4.0912
Pb 220.353	1.6537b	ppb	3.4835	210.6	21.1178
Sb 206.834	1.1667b	ppb	5.2476	449.8	-0.0797
Se 196.026	4.3361b	ppb	10.1011	233.0	2.3250
Sn 189.925	1.5222b	ppb	1.2036	79.1	-10.8497
Sr 216.596	11.8833b	ppb	0.7795	6.6	69.7614
Ti 334.941	0.2487b	ppb	0.1070	43.0	9.0606
Tl 190.794	-1.4797b	ppb	3.9783	268.8	-12.9375
V 292.401	-0.2205b	ppb	0.1300	59.0	-12.8843
Zn 206.200	53.8871b	ppb	0.3697	0.7	58.7978

E06052013.wvq. All Data Report 6/6/2013, 9:35:19 AM

700-76791-a-2-g (Samp) **6/5/2013, 12:39:15 PM** **Rack 1, Tube 21**
Weight: 1 **Volume: 1** **Dilution: 1**

Label	Replicates Concentration		
Ag 328.068	-0.4100u	-0.5948u	-0.0368u
Al 308.215	7.5232	6.3412	9.9422
As 188.980	4.8663	0.2231	-2.1824u
B 249.678	12.6777	12.6118	12.5651
Ba 389.178	65.8479	66.9379	71.8462
Be 313.042	0.0203	0.0088	0.0182
Ca 370.602	24020	24243	24382
Cd 226.502	0.5896	0.2488	0.5518
Co 228.615	1.1276	0.6217	0.3017
Cr 267.716	-0.0953u	0.2520	-0.1600u
Cu 324.754	6.0827	6.8238	6.1029
Fe 271.441	233.499	220.747	218.305
K 766.491	1187.22	1196.78	1202.79
Mg 279.078	1057.34	1074.22	1072.68
Mn 257.610	102.428	103.079	103.695
Mo 202.032	-1.6765u	-0.9160u	0.1987
Na 330.237	105536x	106329x	106907x
Ni 231.604	-0.8454u	3.3222	2.6465
Pb 220.353	-1.4010u	-3.8156u	0.3913
Sb 206.834	-0.3513u	2.8077	-3.2078u
Se 196.026	8.2771	-10.2454u	-2.9215u
Sn 189.925	1.8003	5.5932	2.3298
Sr 216.596	59.5560	60.4914	61.1507
Ti 334.941	0.1356	0.2107	0.2338
Tl 190.794	1.4139	5.0149	-1.4415u
V 292.401	0.0245u	-1.2874u	-0.4277u
Zn 206.200	68.5759	68.7651	68.0468

Label	Sol'n Conc.	Units	SD	%RSD	Int. (c/s)
Ag 328.068	-0.3472b	ppb	0.2842	81.9	-52.6934
Al 308.215	7.9355b	ppb	1.8356	23.1	372.168
As 188.980	0.9690b	ppb	3.5831	369.8	-2.2944
B 249.678	12.6182b	ppb	0.0566	0.4	322.963
Ba 389.178	68.2107b	ppb	3.1953	4.7	420.392
Be 313.042	0.0158b	ppb	0.0061	38.7	-254.869
Ca 370.602	24215b	ppb	182.8	0.8	22841
Cd 226.502	0.4634b	ppb	0.1868	40.3	27.7277
Co 228.615	0.6836b	ppb	0.4164	60.9	8.5139
Cr 267.716	-0.0011b	ppb	0.2216	20123.6	3.4110
Cu 324.754	6.3365b	ppb	0.4222	6.7	509.824
Fe 271.441	224.184b	ppb	8.1592	3.6	176.863
K 766.491	1195.60b	ppb	7.8494	0.7	26556.9
Mg 279.078	1068.08b	ppb	9.3340	0.9	1693.27
Mn 257.610	103.067b	ppb	0.6337	0.6	12203.0
Mo 202.032	-0.7980b	ppb	0.9432	118.2	11.2076
Na 330.237	106257xb	ppb	688.536	0.6	3353.85
Ni 231.604	1.7077b	ppb	2.2368	131.0	6.3540
Pb 220.353	-1.6084b	ppb	2.1111	131.3	18.6919
Sb 206.834	-0.2504b	ppb	3.0090	1201.5	-0.9079
Se 196.026	-1.6300b	ppb	9.3286	572.3	0.1169
Sn 189.925	3.2411b	ppb	2.0541	63.4	-10.0945
Sr 216.596	60.3993b	ppb	0.8013	1.3	302.442
Ti 334.941	0.1933b	ppb	0.0514	26.6	4.3328
Tl 190.794	1.6624b	ppb	3.2353	194.6	-11.6072
V 292.401	-0.5635b	ppb	0.6664	118.3	-16.8931
Zn 206.200	68.4626b	ppb	0.3723	95.05	72.1465

E06052013.vvq. All Data Report 6/6/2013, 9:35:19 AM

mb 680-279066/1-a (Samp) 6/5/2013, 12:43:51 PM Rack 1, Tube 22

Weight: 1

Volume: 1

Dilution: 1

Label	Replicates Concentration		
Ag 328.068	0.2210	-0.2694u	0.5157
Al 308.215	1.2383	1.0064	0.8807
As 188.980	-6.5390u	-3.4638u	-8.5348u
B 249.678	1.0977	1.4318	0.6353
Ba 389.178	-1.2255u	-1.1777u	-3.6117u
Be 313.042	0.0026	-0.0016u	0.0084
Ca 370.602	6.424	1.432	-12.32u
Cd 226.502	-0.0054u	0.1933	-0.0578u
Co 228.615	0.0911	0.9913	0.0125
Cr 267.716	0.2488	0.0994	0.1444
Cu 324.754	-0.0103u	-0.4140u	-1.0503u
Fe 271.441	-1.8882u	-9.2141u	8.3849
K 766.491	-5.2483u	-6.0155u	-4.6881u
Mg 279.078	5.3649	-4.1908u	0.2355
Mn 257.610	-0.0972u	-0.0557u	-0.1685u
Mo 202.032	-1.3021u	0.5842	-0.2661u
Na 330.237	149.307	-55.7061u	128.266
Ni 231.604	-0.8803u	-1.8405u	-1.8416u
Pb 220.353	-3.4613u	0.6073	1.4181
Sb 206.834	-0.3278u	-6.3294u	2.3294
Se 196.026	-0.2869u	3.9229	-15.3583u
Sn 189.925	2.5904	4.8373	-1.5396u
Sr 216.596	0.8840	-0.9575u	1.1733
Ti 334.941	0.2146	0.0288	0.0168
Tl 190.794	-4.9674u	3.4800	2.6176
V 292.401	-0.6614u	-0.9005u	-0.5936u
Zn 206.200	-1.7560u	0.5700	0.7991

Label	Sol'n Conc.	Units	SD	%RSD	Int. (c/s)
Ag 328.068	0.1558	ppb	0.3966	254.6	-31.5928
Al 308.215	1.0418	ppb	0.1814	17.4	348.183
As 188.980	-6.1792	ppb	2.5546	41.3	-5.7509
B 249.678	1.0549	ppb	0.4000	37.9	179.972
Ba 389.178	-2.0049	ppb	1.3917	69.4	-51.5472
Be 313.042	0.0032	ppb	0.0050	158.2	-269.663
Ca 370.602	-1.489	ppb	9.708	652.2	-23.42
Cd 226.502	0.0433	ppb	0.1325	305.7	18.9866
Co 228.615	0.3650	ppb	0.5438	149.0	6.4025
Cr 267.716	0.1642	ppb	0.0766	46.7	6.2126
Cu 324.754	-0.4915	ppb	0.5243	106.7	290.486
Fe 271.441	-0.9058	ppb	8.8406	976.0	2.0712
K 766.491	-5.3173	ppb	0.6664	12.5	374.258
Mg 279.078	0.4699	ppb	4.7822	1017.7	34.9646
Mn 257.610	-0.1071	ppb	0.0570	53.2	26.8638
Mo 202.032	-0.3280	ppb	0.9447	288.0	12.5077
Na 330.237	73.9554	ppb	112.782	152.5	39.4134
Ni 231.604	-1.5208	ppb	0.5547	36.5	1.3094
Pb 220.353	-0.4787	ppb	2.6147	546.3	19.5148
Sb 206.834	-1.4426	ppb	4.4357	307.5	-1.6081
Se 196.026	-3.9074	ppb	10.1376	259.4	-0.7520
Sn 189.925	1.9627	ppb	3.2345	164.8	-10.6775
Sr 216.596	0.3666	ppb	1.1558	315.3	14.3663
Ti 334.941	0.0867	ppb	0.1109	127.8	-6.3737
Tl 190.794	0.3767	ppb	4.6482	1233.8	-12.1288
V 292.401	-0.7185	ppb	0.1612	22.4	-18.4095
Zn 206.200	-0.1290	ppb	1.4137	1096.1	5.6179

E06052013.vvq. All Data Report 6/6/2013, 9:35:19 AM

ics 680-279066/2-a (Samp) 6/5/2013, 12:48:27 PM Rack 1, Tube 23
 Weight: 1 Volume: 1 Dilution: 1

Label	Replicates Concentration		
Ag 328.068	45.6565	45.4096	45.5316
Al 308.215	4441.93	4483.66	4446.65
As 188.980	90.0153	87.1309	93.5029
B 249.678	172.184	173.862	173.996
Ba 389.178	87.3233	87.1418	88.2610
Be 313.042	45.7642	46.1861	45.8356
Ca 370.602	4367	4374	4346
Cd 226.502	45.6986	45.4549	45.3529
Co 228.615	44.6583	46.5953	43.5450
Cr 267.716	90.0121	90.8712	90.4374
Cu 324.754	90.2568	90.2182	90.1214
Fe 271.441	4405.75	4439.89	4402.09
K 766.491	4165.47	4203.04	4177.73
Mg 279.078	4429.04	4465.09	4428.19
Mn 257.610	462.989	466.230	462.855
Mo 202.032	93.3539	93.1225	92.4333
Na 330.237	4650.68	4329.15	4506.76
Ni 231.604	86.4410	89.7220	88.7280
Pb 220.353	47.4786	44.7645	39.3188
Sb 206.834	40.1488	24.4314	43.4496
Se 196.026	101.842	89.7654	106.012
Sn 189.925	182.777	185.717	174.281
Sr 216.596	88.6889	92.9655	90.1260
Ti 334.941	89.3182	89.8650	89.4278
Tl 190.794	32.4131	38.1258	36.7804
V 292.401	90.6721	91.9837	90.4300
Zn 206.200	85.7231	89.0381	89.1065

Label	Sol'n Conc.	Units	SD	%RSD	Int. (c/s)
Ag 328.068	45.5326	ppb	0.1234	0.3	1761.69
Al 308.215	4457.41	ppb	22.8519	0.5	15864.8
As 188.980	90.2164	ppb	3.1907	3.5	40.8617
B 249.678	173.347	ppb	1.0098	0.6	2308.70
Ba 389.178	87.5754	ppb	0.6007	0.7	554.755
Be 313.042	45.9287	ppb	0.2258	0.5	63774.9
Ca 370.602	4363	ppb	14.43	0.3	4011
Cd 226.502	45.5022	ppb	0.1776	0.4	967.128
Co 228.615	44.9329	ppb	1.5436	3.4	299.831
Cr 267.716	90.4402	ppb	0.4296	0.5	2186.48
Cu 324.754	90.1988	ppb	0.0698	0.1	3205.19
Fe 271.441	4415.91	ppb	20.8523	0.5	3434.62
K 766.491	4182.08	ppb	19.1593	0.5	91669.0
Mg 279.078	4440.77	ppb	21.0628	0.5	6931.15
Mn 257.610	464.025	ppb	1.9107	0.4	54805.1
Mo 202.032	92.9699	ppb	0.4789	0.5	269.590
Na 330.237	4495.53	ppb	161.058	3.6	175.662
Ni 231.604	88.2970	ppb	1.6824	1.9	141.581
Pb 220.353	43.8540	ppb	4.1554	9.5	52.5498
Sb 206.834	36.0099	ppb	10.1623	28.2	20.2757
Se 196.026	99.2065	ppb	8.4380	8.5	37.7869
Sn 189.925	180.925	ppb	5.9390	3.3	67.4310
Sr 216.596	90.5935	ppb	2.1763	2.4	446.299
Ti 334.941	89.5370	ppb	0.2893	0.3	10135.7
Tl 190.794	35.7731	ppb	2.9866	8.3	2.7977
V 292.401	91.0286	ppb	0.8359	0.9	1059.59
Zn 206.200	87.9559	ppb	1.9340	2.2	92.1469

E06052013.vvq. All Data Report 6/6/2013, 9:35:19 AM

700-76796-1-1-a (Samp) 6/5/2013, 12:53:03 PM Rack 1, Tube 24

Weight: 1

Volume: 1

Dilution: 1

Label	Replicates Concentration		
Ag 328.068	-0.3523u	-0.4067u	-0.0853u
Al 308.215	1721.19	1730.22	1720.25
As 188.980	1.0219	0.7772	0.5652
B 249.678	9.6434	8.9649	8.4929
Ba 389.178	148.164	145.375	145.341
Be 313.042	1.2828	1.2881	1.2732
Ca 370.602	11885	11951	11929
Cd 226.502	0.2645	-0.0599	0.0694
Co 228.615	5.5841	6.5301	6.2546
Cr 267.716	4.8727	4.8686	4.4321
Cu 324.754	4.9872	5.0745	5.1693
Fe 271.441	6079.20	6071.49	6030.51
K 766.491	881.459	883.593	872.800
Mg 279.078	4830.13	4856.27	4818.26
Mn 257.610	356.482	357.981	355.303
Mo 202.032	-1.5976u	0.9257	-1.5263u
Na 330.237	12794.5	12592.5	12549.8
Ni 231.604	15.9174	16.4780	18.4059
Pb 220.353	6.0864	-1.6421u	6.9889
Sb 206.834	6.3856	-11.4400u	-5.0120u
Se 196.026	-7.4315u	0.0316	6.0500
Sn 189.925	11.3625	-0.0431u	-4.9655u
Sr 216.596	44.8974	46.1052	44.5300
Ti 334.941	9.0973	9.4488	8.8008
Tl 190.794	-1.5997u	-6.7376u	3.5630
V 292.401	5.4323	4.5490	4.0089
Zn 206.200	42.4844	41.8990	43.1306

Label	Sol'n Conc.	Units	SD	%RSD	Int. (c/s)
Ag 328.068	-0.2814	ppb	0.1720	61.1	-49.1055
Al 308.215	1723.89	ppb	5.5064	0.3	6348.98
As 188.980	0.7881	ppb	0.2286	29.0	-2.4138
B 249.678	9.0338	ppb	0.5783	6.4	268.364
Ba 389.178	146.293	ppb	1.6199	1.1	949.457
Be 313.042	1.2814	ppb	0.0075	0.6	1514.98
Ca 370.602	11922	ppb	33.39	0.3	11096
Cd 226.502	0.0913	ppb	0.1633	178.8	29.7145
Co 228.615	6.1229	ppb	0.4865	7.9	44.5912
Cr 267.716	4.7245	ppb	0.2532	5.4	117.900
Cu 324.754	5.0770	ppb	0.0911	1.8	470.444
Fe 271.441	6060.40	ppb	26.1713	0.4	4708.83
K 766.491	879.284	ppb	5.7160	0.7	19660.6
Mg 279.078	4834.89	ppb	19.4504	0.4	7545.84
Mn 257.610	356.589	ppb	1.3418	0.4	42134.9
Mo 202.032	-0.7327	ppb	1.4367	196.1	11.2715
Na 330.237	12645.6	ppb	130.731	1.0	430.392
Ni 231.604	16.9337	ppb	1.3054	7.7	30.1990
Pb 220.353	3.8111	ppb	4.7441	124.5	22.9163
Sb 206.834	-3.3555	ppb	9.0275	269.0	-2.6042
Se 196.026	-0.4499	ppb	6.7536	1501.0	0.6193
Sn 189.925	2.1180	ppb	8.3758	395.5	-10.6048
Sr 216.596	45.1775	ppb	0.8241	1.8	231.337
Ti 334.941	9.1156	ppb	0.3244	3.6	1025.18
Tl 190.794	-1.5914	ppb	5.1503	323.6	-13.1968
V 292.401	4.6634	ppb	0.7186	15.4	45.3182
Zn 206.200	42.5047	ppb	0.6161	1.4	47.6201

E06052013.vvq. All Data Report 6/6/2013, 9:35:19 AM

700-76796-1-2-a (Samp) 6/5/2013, 1:06:45 PM Rack 1, Tube 27

Weight: 1

Volume: 1

Dilution: 1

Label	Replicates Concentration		
Ag 328.068	-0.4681u	-0.2915u	0.2866
Al 308.215	1250.14	1252.71	1255.69
As 188.980	-4.3140u	-4.3594u	-1.7295u
B 249.678	15.5285	14.8768	14.9684
Ba 389.178	95.2999	97.8886	95.7254
Be 313.042	0.2988	0.2992	0.3028
Ca 370.602	28306	28320	28329
Cd 226.502	0.2230	0.1812	-0.0449
Co 228.615	3.1137	3.7792	2.4531
Cr 267.716	3.5939	4.0023	3.0393
Cu 324.754	1.2158	1.8118	0.8939
Fe 271.441	3678.80	3684.24	3703.43
K 766.491	915.138	919.380	922.984
Mg 279.078	2719.99	2713.41	2709.42
Mn 257.610	545.945	546.155	546.884
Mo 202.032	-0.5913u	-2.0107u	-1.2903u
Na 330.237	16733.6	16857.4	16748.9
Ni 231.604	21.8763	23.5259	24.1039
Pb 220.353	7.0575	1.0692	-4.3584u
Sb 206.834	-7.1534u	2.7633	8.1478
Se 196.026	-7.7661u	0.8074	9.2842
Sn 189.925	-1.6779u	0.4422	2.7561
Sr 216.596	42.5825	43.0327	42.6021
Ti 334.941	2.3675	2.2907	2.2647
Tl 190.794	2.6601	-4.2042u	-6.8197u
V 292.401	1.2631	0.8845	0.3772
Zn 206.200	23.2982	20.3117	20.8925

Label	Sol'n Conc.	Units	SD	%RSD	Int. (c/s)
Ag 328.068	-0.1577	ppb	0.3947	250.4	-43.7128
Al 308.215	1252.85	ppb	2.7794	0.2	4708.57
As 188.980	-3.4676	ppb	1.5054	43.4	-4.4579
B 249.678	15.1246	ppb	0.3528	2.3	348.018
Ba 389.178	96.3047	ppb	1.3881	1.4	611.532
Be 313.042	0.3002	ppb	0.0022	0.7	150.472
Ca 370.602	28318	ppb	11.64	0.0	26638
Cd 226.502	0.1198	ppb	0.1442	120.4	26.4621
Co 228.615	3.1153	ppb	0.6630	21.3	24.6427
Cr 267.716	3.5452	ppb	0.4833	13.6	89.6054
Cu 324.754	1.3072	ppb	0.4657	35.6	348.936
Fe 271.441	3688.82	ppb	12.9360	0.4	2867.19
K 766.491	919.167	ppb	3.9274	0.4	20530.1
Mg 279.078	2714.27	ppb	5.3347	0.2	4247.09
Mn 257.610	546.328	ppb	0.4928	0.1	64506.5
Mo 202.032	-1.2974	ppb	0.7097	54.7	9.7628
Na 330.237	16780.0	ppb	67.4882	0.4	560.107
Ni 231.604	23.1687	ppb	1.1560	5.0	39.9105
Pb 220.353	1.2561	ppb	5.7102	454.6	20.9648
Sb 206.834	1.2526	ppb	7.7616	619.7	0.0367
Se 196.026	0.7752	ppb	8.5252	1099.8	1.1052
Sn 189.925	0.5068	ppb	2.2177	437.6	-11.3035
Sr 216.596	42.7391	ppb	0.2545	0.6	219.444
Ti 334.941	2.3076	ppb	0.0535	2.3	249.819
Tl 190.794	-2.7879	ppb	4.8960	175.6	-13.6835
V 292.401	0.8416	ppb	0.4445	52.8	0.0205
Zn 206.200	21.5008	ppb	1.5835	7.4	26.9288

E06052013.vvq. All Data Report 6/6/2013, 9:35:19 AM

700-76796-1-3-a (Samp) 6/5/2013, 1:11:19 PM Rack 1, Tube 28

Weight: 1

Volume: 1

Dilution: 1

Label	Replicates Concentration		
Ag 328.068	0.1731	0.2869	-0.1115u
Al 308.215	1009.80	1010.64	1012.72
As 188.980	1.6409	6.5971	-7.0073u
B 249.678	6.9969	6.4839	7.0383
Ba 389.178	35.4242	32.2743	34.3140
Be 313.042	0.0996	0.1066	0.1115
Ca 370.602	23123	23047	23346
Cd 226.502	-0.0519	0.1651	0.1703
Co 228.615	0.9098	0.5984	0.6976
Cr 267.716	2.1696	2.0915	1.7352
Cu 324.754	-0.3249u	0.1073	1.1462
Fe 271.441	954.258	958.512	952.351
K 766.491	677.491	675.572	677.664
Mg 279.078	974.628	984.282	988.739
Mn 257.610	210.854	210.395	211.578
Mo 202.032	-1.1801u	-0.0350u	0.3127
Na 330.237	5462.37	5576.00	5545.38
Ni 231.604	7.9742	4.2081	4.7458
Pb 220.353	-3.5358u	0.9143	2.2678
Sb 206.834	-1.8733u	6.0477	-0.1280u
Se 196.026	-1.0578u	7.8577	6.7446
Sn 189.925	-0.8694u	0.6076	0.2135
Sr 216.596	21.5051	21.5646	21.3860
Ti 334.941	9.9211	9.6891	9.0381
Tl 190.794	-0.0996u	-0.4873u	-6.7429u
V 292.401	1.3505	1.0472	1.6769
Zn 206.200	10.3138	10.1597	9.4420

Label	Sol'n Conc.	Units	SD	%RSD	Int. (c/s)
Ag 328.068	0.1161	ppb	0.2052	176.7	-33.1579
Al 308.215	1011.05	ppb	1.5022	0.1	3866.31
As 188.980	0.4102	ppb	6.8852	1678.4	-2.5629
B 249.678	6.8397	ppb	0.3088	4.5	250.028
Ba 389.178	34.0042	ppb	1.5976	4.7	191.157
Be 313.042	0.1059	ppb	0.0060	5.6	-120.834
Ca 370.602	23172	ppb	155.6	0.7	21841
Cd 226.502	0.0945	ppb	0.1268	134.2	21.5826
Co 228.615	0.7353	ppb	0.1591	21.6	8.9928
Cr 267.716	1.9988	ppb	0.2316	11.6	51.1242
Cu 324.754	0.3095	ppb	0.7561	244.3	316.379
Fe 271.441	955.041	ppb	3.1542	0.3	744.361
K 766.491	676.909	ppb	1.1610	0.2	15248.3
Mg 279.078	982.549	ppb	7.2133	0.7	1558.93
Mn 257.610	210.942	ppb	0.5964	0.3	24930.0
Mo 202.032	-0.3008	ppb	0.7811	259.7	12.5627
Na 330.237	5527.92	ppb	58.7946	1.1	209.400
Ni 231.604	5.6427	ppb	2.0370	36.1	12.5086
Pb 220.353	-0.1179	ppb	3.0363	2575.1	19.8240
Sb 206.834	1.3488	ppb	4.1619	308.6	0.0432
Se 196.026	4.5148	ppb	4.8580	107.6	2.4297
Sn 189.925	-0.0161	ppb	0.7648	4749.9	-11.5349
Sr 216.596	21.4852	ppb	0.0909	0.4	116.683
Ti 334.941	9.5495	ppb	0.4578	4.8	1067.33
Tl 190.794	-2.4432	ppb	3.7287	152.6	-13.3979
V 292.401	1.3582	ppb	0.3149	23.2	6.2105
Zn 206.200	9.9718	ppb	0.4653	4.7	15.5639

E06052013.vvq. All Data Report 6/6/2013, 9:35:19 AM

700-76796-i-4-a (Samp) 6/5/2013, 1:15:54 PM Rack 1, Tube 29

Weight: 1

Volume: 1

Dilution: 1

Label	Replicates Concentration		
Ag 328.068	-0.1126u	-0.1370u	0.7022
Al 308.215	1751.44	1768.97	1774.22
As 188.980	-6.8970u	1.3619	-4.0800u
B 249.678	21.9785	21.5890	22.0962
Ba 389.178	32.9501	35.2062	33.2104
Be 313.042	0.1326	0.1398	0.1326
Ca 370.602	2900	2922	2904
Cd 226.502	-0.0646	-0.0433	-0.2340
Co 228.615	1.9500	1.0386	1.3025
Cr 267.716	2.9193	2.8363	2.7925
Cu 324.754	0.2273	1.5536	1.1574
Fe 271.441	41872.3	42364.8	42239.1
K 766.491	327.873	331.705	329.645
Mg 279.078	1036.93	1052.99	1044.48
Mn 257.610	78.4578	79.0627	79.1864
Mo 202.032	-0.8129u	1.3351	-0.8913u
Na 330.237	4231.62	4812.86	4632.33
Ni 231.604	12.0036	5.3282	9.3057
Pb 220.353	6.0264	4.8135	4.6367
Sb 206.834	1.0567	6.3959	7.1350
Se 196.026	16.5915	-9.5640u	-0.1271
Sn 189.925	0.9381	3.1648	3.7374
Sr 216.596	19.9573	22.2366	21.2179
Ti 334.941	31.6900	32.3756	31.4151
Tl 190.794	-9.0795u	0.1166u	-6.4876u
V 292.401	4.7790	4.4532	5.1532
Zn 206.200	25.2551	27.1366	23.9359

Label	Sol'n Conc.	Units	SD	%RSD	Int. (c/s)
Ag 328.068	0.1509	ppb	0.4776	316.5	-32.1995
Al 308.215	1764.88	ppb	11.9268	0.7	6491.89
As 188.980	-3.2050	ppb	4.1984	131.0	-4.6228
B 249.678	21.8879	ppb	0.2655	1.2	365.086
Ba 389.178	33.7889	ppb	1.2343	3.7	206.783
Be 313.042	0.1350	ppb	0.0042	3.1	-86.1881
Ca 370.602	2908	ppb	11.65	0.4	1726
Cd 226.502	-0.1140	ppb	0.1045	91.6	83.3368
Co 228.615	1.4304	ppb	0.4690	32.8	14.6659
Cr 267.716	2.8494	ppb	0.0644	2.3	76.2896
Cu 324.754	0.9794	ppb	0.6808	69.5	345.758
Fe 271.441	42158.8	ppb	255.871	0.6	32737.7
K 766.491	329.741	ppb	1.9177	0.6	7679.29
Mg 279.078	1044.80	ppb	8.0364	0.8	1662.62
Mn 257.610	78.9023	ppb	0.3899	0.5	9411.21
Mo 202.032	-0.1231	ppb	1.2634	1026.6	12.2606
Na 330.237	4558.93	ppb	297.491	6.5	171.419
Ni 231.604	8.8792	ppb	3.3581	37.8	18.0734
Pb 220.353	5.1589	ppb	0.7565	14.7	25.0322
Sb 206.834	4.8625	ppb	3.3166	68.2	2.6427
Se 196.026	2.3002	ppb	13.2456	575.9	1.6863
Sn 189.925	2.6134	ppb	1.4789	56.6	-10.3926
Sr 216.596	21.1373	ppb	1.1418	5.4	130.363
Ti 334.941	31.8269	ppb	0.4947	1.6	3593.24
Tl 190.794	-5.1502	ppb	4.7417	92.1	-15.6566
V 292.401	4.7951	ppb	0.3503	7.3	47.0241
Zn 206.200	25.4425	ppb	1.6085	6.3	31.0740

E06052013.vvq. All Data Report 6/6/2013, 9:35:19 AM

700-76796-i-5-a (Samp) 6/5/2013, 1:20:28 PM Rack 1, Tube 30

Weight: 1

Volume: 1

Dilution: 1

Label	Replicates Concentration		
Ag 328.068	0.3910	-0.1335u	-0.1963u
Al 308.215	5071.57	5085.05	5099.68
As 188.980	3.3396	-0.6442u	-1.6523u
B 249.678	14.3172	13.9868	13.9533
Ba 389.178	62.4159	68.6298	67.0904
Be 313.042	0.0721	0.0825	0.0754
Ca 370.602	29399	29540	29577
Cd 226.502	-0.3083	-0.1298	-0.1796
Co 228.615	2.1913	2.4248	2.8654
Cr 267.716	20.7092	20.9516	20.6080
Cu 324.754	7.1832	7.5056	7.1329
Fe 271.441	22605.9	22690.2	22725.3
K 766.491	534.885	529.731	536.909
Mg 279.078	2992.89	2997.06	3013.93
Mn 257.610	457.961	458.996	459.146
Mo 202.032	1.9379	3.0183	2.9542
Na 330.237	1687.84	1617.66	1623.81
Ni 231.604	20.2875	12.6918	16.4145
Pb 220.353	3.1905	2.7509	1.3837
Sb 206.834	15.7801	-2.2461u	-3.7642u
Se 196.026	15.6292	18.2502	-12.2254u
Sn 189.925	6.7876	7.9215	2.6346
Sr 216.596	100.930	101.159	102.767
Ti 334.941	55.0313	54.1861	53.7753
Tl 190.794	-8.8137u	-0.9898u	-11.0491u
V 292.401	8.9558	8.9773	8.6638
Zn 206.200	49.1742	48.3038	47.6850

Label	Sol'n Conc.	Units	SD	%RSD	Int. (c/s)
Ag 328.068	0.0204	ppb	0.3224	1580.3	-38.3164
Al 308.215	5085.43	ppb	14.0563	0.3	18058.7
As 188.980	0.3477	ppb	2.6396	759.2	-2.7304
B 249.678	14.0858	ppb	0.2011	1.4	302.084
Ba 389.178	66.0454	ppb	3.2361	4.9	416.623
Be 313.042	0.0767	ppb	0.0053	7.0	-160.410
Ca 370.602	29506	ppb	93.86	0.3	27314
Cd 226.502	-0.2059	ppb	0.0921	44.7	50.2942
Co 228.615	2.4938	ppb	0.3423	13.7	21.5597
Cr 267.716	20.7563	ppb	0.1766	0.9	507.056
Cu 324.754	7.2739	ppb	0.2022	2.8	544.238
Fe 271.441	22673.8	ppb	61.3809	0.3	17608.4
K 766.491	533.842	ppb	3.7010	0.7	12129.2
Mg 279.078	3001.29	ppb	11.1402	0.4	4695.99
Mn 257.610	458.701	ppb	0.6454	0.1	54197.1
Mo 202.032	2.6368	ppb	0.6061	23.0	20.2393
Na 330.237	1643.10	ppb	38.8612	2.4	83.6872
Ni 231.604	16.4646	ppb	3.7981	23.1	29.6782
Pb 220.353	2.4417	ppb	0.9422	38.6	22.3971
Sb 206.834	3.2566	ppb	10.8722	333.9	1.5163
Se 196.026	7.2180	ppb	16.8894	234.0	3.5402
Sn 189.925	5.7812	ppb	2.7834	48.1	-9.0043
Sr 216.596	101.619	ppb	1.0015	1.0	508.446
Ti 334.941	54.3309	ppb	0.6404	1.2	6145.51
Tl 190.794	-6.9509	ppb	5.2820	76.0	-15.9633
V 292.401	8.8656	ppb	0.1751	2.0	94.7313
Zn 206.200	48.3877	ppb	0.7481	1.5	534867

E06052013.vvq. All Data Report 6/6/2013, 9:35:19 AM

700-76796-1-6-a (Samp) **6/5/2013, 1:25:03 PM** **Rack 1, Tube 31**
Weight: 1 **Volume: 1** **Dilution: 1**

Label	Replicates Concentration		
Ag 328.068	-0.5943u	-0.4323u	-0.4309u
Al 308.215	39036.0	38787.0	38720.2
As 188.980	-4.2567u	7.8002	1.5289
B 249.678	87.0032	87.7750	86.5321
Ba 389.178	114.737	108.220	112.401
Be 313.042	0.3801	0.3660	0.3761
Ca 370.602	13570	13429	13445
Cd 226.502	-0.1236	-0.3328	-0.1122
Co 228.615	4.3041	4.4556	4.2190
Cr 267.716	49.5117	49.4205	49.6171
Cu 324.754	18.2180	18.4007	17.0051
Fe 271.441	16018.3	15867.4	15890.8
K 766.491	2027.96	2015.48	2015.18
Mg 279.078	2714.38	2698.75	2682.23
Mn 257.610	660.577	656.953	656.533
Mo 202.032	2.7699	0.9943	2.7531
Na 330.237	4056.73	4402.42	4361.04
Ni 231.604	35.1910	37.4179	35.7635
Pb 220.353	17.0031	9.1954	19.1253
Sb 206.834	2.5050	0.0635	0.0135
Se 196.026	3.2418	2.2492	2.4155
Sn 189.925	6.6765	3.7589	2.8610
Sr 216.596	32.3609	32.8928	31.6930
Ti 334.941	223.663	222.131	222.307
Tl 190.794	3.8920	-5.1348u	-2.2512u
V 292.401	46.3966	45.6660	46.3679
Zn 206.200	87.5431	86.9489	87.2240

Label	Sol'n Conc.	Units	SD	%RSD	Int. (c/s)
Ag 328.068	-0.4858	ppb	0.0939	19.3	-55.9531
Al 308.215	38847.7	ppb	166.421	0.4	135665
As 188.980	1.6908	ppb	6.0301	356.6	-1.7739
B 249.678	87.1035	ppb	0.6275	0.7	1219.32
Ba 389.178	111.786	ppb	3.3021	3.0	720.458
Be 313.042	0.3741	ppb	0.0073	1.9	251.421
Ca 370.602	13481	ppb	76.75	0.6	12372
Cd 226.502	-0.1895	ppb	0.1242	65.5	39.7032
Co 228.615	4.3262	ppb	0.1198	2.8	35.7205
Cr 267.716	49.5164	ppb	0.0984	0.2	1201.11
Cu 324.754	17.8746	ppb	0.7585	4.2	883.163
Fe 271.441	15925.5	ppb	81.2281	0.5	12368.9
K 766.491	2019.54	ppb	7.2924	0.4	44520.8
Mg 279.078	2698.45	ppb	16.0787	0.6	4214.73
Mn 257.610	658.021	ppb	2.2236	0.3	77700.0
Mo 202.032	2.1724	ppb	1.0203	47.0	19.0627
Na 330.237	4273.40	ppb	188.777	4.4	166.332
Ni 231.604	36.1241	ppb	1.1564	3.2	60.3012
Pb 220.353	15.1080	ppb	5.2292	34.6	31.3099
Sb 206.834	0.8607	ppb	1.4242	165.5	0.1804
Se 196.026	2.6355	ppb	0.5316	20.2	1.8513
Sn 189.925	4.4321	ppb	1.9948	45.0	-9.5962
Sr 216.596	32.3156	ppb	0.6012	1.9	173.673
Ti 334.941	222.700	ppb	0.8380	0.4	25219.9
Tl 190.794	-1.1646	ppb	4.6104	395.9	-13.3392
V 292.401	46.1435	ppb	0.4138	0.9	536.479
Zn 206.200	87.2387	ppb	0.2974	0.3	91.6184

E06052013.vvq. All Data Report 6/6/2013, 9:35:19 AM

700-76796-1-7-a (Samp) 6/5/2013, 1:29:38 PM Rack 1, Tube 32

Weight: 1 Volume: 1 Dilution: 1

Label	Replicates Concentration		
Ag 328.068	-0.6799u	0.2881	0.0031u
Al 308.215	1512.31	1511.52	1497.92
As 188.980	2.6406	-0.4019u	-0.9324u
B 249.678	5.6376	6.3724	5.7375
Ba 389.178	41.6068	38.1742	38.1191
Be 313.042	0.2199	0.2180	0.2084
Ca 370.602	1108	1103	1107
Cd 226.502	0.1946	0.0391	-0.2852u
Co 228.615	0.9073	1.1651	1.0553
Cr 267.716	2.3236	2.7491	2.7067
Cu 324.754	1.9692	1.1596	1.9226
Fe 271.441	1661.24	1668.25	1653.81
K 766.491	180.366	181.698	178.237
Mg 279.078	1279.79	1301.82	1286.11
Mn 257.610	18.1982	18.1619	18.1843
Mo 202.032	-1.7472u	-0.8243u	-1.4733u
Na 330.237	7553.84	7750.47	7562.73
Ni 231.604	3.9256	0.7515	3.2216
Pb 220.353	5.9352	2.7934	1.6952
Sb 206.834	-1.0152u	-5.4848u	-0.1528u
Se 196.026	4.3797	2.8607	8.8309
Sn 189.925	0.4510	4.7308	1.2270
Sr 216.596	8.9366	9.8148	7.2069
Ti 334.941	14.2538	14.5132	14.9060
Tl 190.794	2.2170	-8.6340u	-3.7681u
V 292.401	2.1592	3.6986	2.1341
Zn 206.200	13.8760	14.8426	11.2083

Label	Sol'n Conc.	Units	SD	%RSD	Int. (c/s)
Ag 328.068	-0.1296	ppb	0.4975	383.9	-43.0120
Al 308.215	1507.25	ppb	8.0946	0.5	5594.66
As 188.980	0.4354	ppb	1.9281	442.8	-2.5522
B 249.678	5.9158	ppb	0.3986	6.7	237.355
Ba 389.178	39.3001	ppb	1.9979	5.1	227.206
Be 313.042	0.2154	ppb	0.0062	2.9	26.0856
Ca 370.602	1106	ppb	2.388	0.2	985.2
Cd 226.502	-0.0172	ppb	0.2448	1425.1	20.3901
Co 228.615	1.0425	ppb	0.1294	12.4	11.1050
Cr 267.716	2.5931	ppb	0.2344	9.0	65.1568
Cu 324.754	1.6838	ppb	0.4546	27.0	360.631
Fe 271.441	1661.10	ppb	7.2172	0.4	1292.61
K 766.491	180.100	ppb	1.7459	1.0	4416.79
Mg 279.078	1289.24	ppb	11.3448	0.9	2037.92
Mn 257.610	18.1815	ppb	0.0183	0.1	2192.02
Mo 202.032	-1.3482	ppb	0.4740	35.2	9.6604
Na 330.237	7622.35	ppb	111.047	1.5	274.623
Ni 231.604	2.6329	ppb	1.6669	63.3	7.8165
Pb 220.353	3.4746	ppb	2.2005	63.3	22.4943
Sb 206.834	-2.2176	ppb	2.8622	129.1	-2.0169
Se 196.026	5.3571	ppb	3.1028	57.9	2.7096
Sn 189.925	2.1363	ppb	2.2802	106.7	-10.6001
Sr 216.596	8.6528	ppb	1.3269	15.3	54.6504
Ti 334.941	14.5577	ppb	0.3283	2.3	1635.25
Tl 190.794	-3.3950	ppb	5.4351	160.1	-13.7836
V 292.401	2.6640	ppb	0.8961	33.6	21.7287
Zn 206.200	13.3090	ppb	1.8824	14.1	18.8527

E06052013.vvq. All Data Report 6/6/2013, 9:35:19 AM

680-90822-b-3-a (Samp) 6/5/2013, 1:34:14 PM Rack 1, Tube 33

Weight: 1

Volume: 1

Dilution: 1

Label	Replicates Concentration		
Ag 328.068	-0.7528u	-0.1315u	-0.8052u
Al 308.215	43.4513	47.3167	45.8976
As 188.980	18.1113	23.7870	21.7888
B 249.678	231.532	233.313	233.030
Ba 389.178	489.291	490.585	493.715
Be 313.042	-0.0125u	0.0053	-0.0118u
Ca 370.602	99427	99807	99190
Cd 226.502	0.0891	-0.2183u	0.0544
Co 228.615	0.8659	-0.4628u	0.1875
Cr 267.716	18.6121	18.0612	17.4296
Cu 324.754	2.7381	1.8820	1.5020
Fe 271.441	2244.16	2249.33	2252.92
K 766.491	152918x	153616x	152850x
Mg 279.078	33765.1	33872.5	33719.6
Mn 257.610	539.890	542.157	539.850
Mo 202.032	5.8223	5.0970	5.2265
Na 330.237	55619.0	55461.7	55975.5
Ni 231.604	10.6638	10.2292	13.3042
Pb 220.353	3.5651	0.7160	3.0030
Sb 206.834	8.4678	0.3073	-0.0909
Se 196.026	-2.1387u	2.5962	-1.3362u
Sn 189.925	6.2430	0.4595	-3.6367u
Sr 216.596	713.006	714.278	709.871
Ti 334.941	0.9667	1.1521	0.9413
Tl 190.794	2.9247	0.0774u	4.7211
V 292.401	-0.1303u	-0.3826u	-0.7248u
Zn 206.200	12.2101	15.0462	13.8014

Label	Sol'n Conc.	Units	SD	%RSD	Int. (c/s)
Ag 328.068	-0.5632b	ppb	0.3748	66.5	-75.9743
Al 308.215	45.5552b	ppb	1.9553	4.3	503.384
As 188.980	21.2290b	ppb	2.8790	13.6	7.4899
B 249.678	232.625b	ppb	0.9570	0.4	3047.78
Ba 389.178	491.197b	ppb	2.2742	0.5	3283.48
Be 313.042	-0.0063b	ppb	0.0101	159.0	-269.549
Ca 370.602	99475b	ppb	311.5	0.3	93870
Cd 226.502	-0.0249b	ppb	0.1683	675.3	21.2759
Co 228.615	0.1969b	ppb	0.6644	337.5	5.3693
Cr 267.716	18.0343b	ppb	0.5917	3.3	439.536
Cu 324.754	2.0407b	ppb	0.6332	31.0	372.343
Fe 271.441	2248.80b	ppb	4.4017	0.2	1748.90
K 766.491	153128xb	ppb	424.138	0.3	3339032
Mg 279.078	33785.7b	ppb	78.4868	0.2	52544.9
Mn 257.610	540.632b	ppb	1.3207	0.2	63961.4
Mo 202.032	5.3819b	ppb	0.3868	7.2	28.2068
Na 330.237	55685.4b	ppb	263.271	0.5	1775.09
Ni 231.604	11.3991b	ppb	1.6642	14.6	21.5152
Pb 220.353	2.4280b	ppb	1.5091	62.2	21.7971
Sb 206.834	2.8947b	ppb	4.8305	166.9	1.0009
Se 196.026	-0.2929b	ppb	2.5340	865.1	0.7025
Sn 189.925	1.0219b	ppb	4.9638	485.7	-11.0558
Sr 216.596	712.385b	ppb	2.2683	0.3	3422.39
Ti 334.941	1.0201b	ppb	0.1151	11.3	159.019
Tl 190.794	2.5744b	ppb	2.3416	91.0	-11.3636
V 292.401	-0.4126b	ppb	0.2984	72.3	-15.5910
Zn 206.200	13.6859b	ppb	1.4216	10.4	19.1904

E06052013.wvq. All Data Report 6/6/2013, 9:35:19 AM

680-90822-a-4-a (Samp) 6/5/2013, 1:38:49 PM Rack 1, Tube 34

Weight: 1

Volume: 1

Dilution: 1

Label	Replicates Concentration		
Ag 328.068	0.3366u	-0.1009u	-0.2621u
Al 308.215	9.8767	7.4743	4.5182
As 188.980	19.9083	24.8615	22.8000
B 249.678	240.768	241.312	242.180
Ba 389.178	504.642	507.207	503.207
Be 313.042	-0.0143u	-0.0157u	-0.0136u
Ca 370.602	101048	101450	101551
Cd 226.502	-0.3067u	0.1079	-0.1502
Co 228.615	-0.3247u	1.2272	1.4569
Cr 267.716	0.6397	0.8938	0.4178
Cu 324.754	-1.1470u	-1.5925u	-0.6519u
Fe 271.441	2106.90	2109.76	2095.41
K 766.491	157463x	157025x	156464x
Mg 279.078	34630.9	34579.8	34657.9
Mn 257.610	547.695	547.263	548.052
Mo 202.032	4.7386	3.5195	4.6346
Na 330.237	57649.0	57567.4	57578.0
Ni 231.604	1.4838	1.8305	3.8358
Pb 220.353	-0.1388	4.3132	8.0454
Sb 206.834	2.7961	-0.1048u	2.5495
Se 196.026	11.4988	7.8372	-8.5201u
Sn 189.925	-5.9727u	2.9638	5.2723
Sr 216.596	729.366	727.203	731.737
Ti 334.941	-0.1211	-0.1698	-0.1768
Tl 190.794	2.0049	-4.1069u	-17.1547u
V 292.401	-0.4026u	-0.4931u	-1.2245u
Zn 206.200	2.3641	3.6275	7.3496

Label	Sol'n Conc.	Units	SD	%RSD	Int. (c/s)
Ag 328.068	-0.0088b	ppb	0.3098	3520.5	-54.4903
Al 308.215	7.2898b	ppb	2.6840	36.8	370.073
As 188.980	22.5233b	ppb	2.4882	11.0	8.1171
B 249.678	241.420b	ppb	0.7123	0.3	3157.11
Ba 389.178	505.019b	ppb	2.0266	0.4	3376.75
Be 313.042	-0.0145b	ppb	0.0011	7.3	-280.585
Ca 370.602	101350b	ppb	266.0	0.3	95644
Cd 226.502	-0.1163b	ppb	0.2094	180.0	19.1446
Co 228.615	0.7865b	ppb	0.9691	123.2	9.2177
Cr 267.716	0.6504b	ppb	0.2381	36.6	19.9075
Cu 324.754	-1.1305b	ppb	0.4705	41.6	270.449
Fe 271.441	2104.02b	ppb	7.5967	0.4	1636.50
K 766.491	156984xb	ppb	500.830	0.3	3423094
Mg 279.078	34622.9b	ppb	39.6590	0.1	53846.1
Mn 257.610	547.670b	ppb	0.3950	0.1	64794.8
Mo 202.032	4.2976b	ppb	0.6758	15.7	25.2203
Na 330.237	57598.1b	ppb	44.4024	0.1	1834.91
Ni 231.604	2.3834b	ppb	1.2697	53.3	7.4325
Pb 220.353	4.0733b	ppb	4.0973	100.6	23.0176
Sb 206.834	1.7469b	ppb	1.6084	92.1	0.2475
Se 196.026	3.6053b	ppb	10.6593	295.7	2.1566
Sn 189.925	0.7545b	ppb	5.9391	787.2	-11.1717
Sr 216.596	729.435b	ppb	2.2678	0.3	3503.99
Ti 334.941	-0.1559b	ppb	0.0303	19.4	27.2019
Tl 190.794	-6.4189b	ppb	9.7868	152.5	-15.1921
V 292.401	-0.7067b	ppb	0.4506	63.8	-18.6241
Zn 206.200	4.4471b	ppb	2.5918	58.3	3071360

E06052013.vvq. All Data Report 6/6/2013, 9:35:19 AM

680-90822-b-5-a (Samp) 6/5/2013, 1:43:25 PM Rack 1, Tube 35

Weight: 1

Volume: 1

Dilution: 1

Label	Replicates Concentration		
Ag 328.068	0.2469	0.0054u	-0.3656u
Al 308.215	29.5444	31.9523	31.0958
As 188.980	-3.1752u	-3.1394u	17.4860
B 249.678	221.386	221.500	221.925
Ba 389.178	141.484	141.628	142.150
Be 313.042	0.0130	0.0103	0.0167
Ca 370.602	245278	245426	245261
Cd 226.502	-0.3437	-0.3973	-0.1793
Co 228.615	-1.0350u	-2.1765u	-0.3255u
Cr 267.716	0.6290	0.5501	0.6833
Cu 324.754	2.7949	2.4657	3.0029
Fe 271.441	29828.8	29805.5	29776.7
K 766.491	21077.0	21048.9	21002.4
Mg 279.078	27587.6	27655.1	27626.8
Mn 257.610	2011.24	2013.29	2012.81
Mo 202.032	1.2413	0.6983	0.4949
Na 330.237	241606x	244236x	241140x
Ni 231.604	-1.2116u	-0.1867	-1.8888u
Pb 220.353	-6.5400u	-0.2706	-3.8909u
Sb 206.834	-8.0325u	-2.9643u	6.2167
Se 196.026	-6.6711u	-4.2927u	-6.4705u
Sn 189.925	1.1175	-1.0127u	5.9252
Sr 216.596	508.059	509.500	509.677
Ti 334.941	1.1073	1.0791	0.8708
Tl 190.794	3.9426	-2.3586u	4.6996
V 292.401	0.1453	0.0356u	-0.5054u
Zn 206.200	7.4240	5.0056	7.2766

Label	Sol'n Conc.	Units	SD	%RSD	Int. (c/s)
Ag 328.068	-0.0377b	ppb	0.3085	817.6	-46.9907
Al 308.215	30.8642b	ppb	1.2205	4.0	452.063
As 188.980	3.7238b	ppb	11.9184	320.1	-1.1899
B 249.678	221.604b	ppb	0.2839	0.1	2862.87
Ba 389.178	141.754b	ppb	0.3502	0.2	946.002
Be 313.042	0.0134b	ppb	0.0032	24.1	-215.494
Ca 370.602	245321b	ppb	90.81	0.0	230959
Cd 226.502	-0.3068b	ppb	0.1136	37.0	59.1279
Co 228.615	-1.1790b	ppb	0.9338	79.2	-3.1661
Cr 267.716	0.6208b	ppb	0.0670	10.8	27.3315
Cu 324.754	2.7545b	ppb	0.2709	9.8	400.471
Fe 271.441	29803.7b	ppb	26.0913	0.1	23144.2
K 766.491	21042.8b	ppb	37.6470	0.2	459271
Mg 279.078	27623.2b	ppb	33.8952	0.1	42952.1
Mn 257.610	2012.45b	ppb	1.0737	0.1	237606
Mo 202.032	0.8115b	ppb	0.3859	47.6	15.0760
Na 330.237	242327xb	ppb	1669.33	0.7	7597.13
Ni 231.604	-1.0957b	ppb	0.8570	78.2	2.3461
Pb 220.353	-3.5672b	ppb	3.1472	88.2	18.3615
Sb 206.834	-1.5933b	ppb	7.2229	453.3	-1.2985
Se 196.026	-5.8114b	ppb	1.3191	22.7	-1.0086
Sn 189.925	2.0100b	ppb	3.5540	176.8	-10.5583
Sr 216.596	509.079b	ppb	0.8878	0.2	2468.45
Ti 334.941	1.0191b	ppb	0.1292	12.7	143.202
Tl 190.794	2.0946b	ppb	3.8750	185.0	-12.6211
V 292.401	-0.1082b	ppb	0.3483	322.0	-11.9220
Zn 206.200	6.5687b	ppb	1.3557	20.6	127.1141

E06052013.vvq. All Data Report 6/6/2013, 9:35:19 AM

680-90822-a-6-a (Samp) 6/5/2013, 1:48:01 PM Rack 1, Tube 36

Weight: 1 Volume: 1 Dilution: 1

Label	Replicates Concentration		
Ag 328.068	-0.2977u	-0.0229u	-0.5867u
Al 308.215	17.3750	15.7609	22.6946
As 188.980	3.0870	-0.2822u	3.7103
B 249.678	219.968	223.543	224.748
Ba 389.178	143.161	143.396	145.589
Be 313.042	-0.0021	-0.0010	-0.0006
Ca 370.602	242431	245500	247127
Cd 226.502	-0.2167	0.0225	-0.0829
Co 228.615	-0.4847u	0.2658	-0.0451
Cr 267.716	0.4010	-0.4280u	0.7390
Cu 324.754	-0.8955u	-0.3705u	0.0690
Fe 271.441	29361.3	29670.4	29916.9
K 766.491	20868.3	21016.6	21195.0
Mg 279.078	27440.7	27717.9	27896.8
Mn 257.610	1994.71	2014.30	2024.28
Mo 202.032	1.4028	0.5338	1.7332
Na 330.237	242514x	243775x	245862x
Ni 231.604	-3.5821u	-0.2295	0.9595
Pb 220.353	-0.4485	11.0022	-6.9088u
Sb 206.834	-6.5265u	5.6819	-5.8609u
Se 196.026	-2.3701u	-3.3724u	-9.1592u
Sn 189.925	7.9755	9.5682	5.0116
Sr 216.596	500.667	511.241	509.454
Ti 334.941	0.6718	0.6309	0.5769
Tl 190.794	2.3330u	-4.9976u	-2.7233u
V 292.401	-0.9481u	-0.5349u	-0.0154u
Zn 206.200	9.0368	9.4174	7.9137

Label	Sol'n Conc.	Units	SD	%RSD	Int. (c/s)
Ag 328.068	-0.3024b	ppb	0.2819	93.2	-57.4548
Al 308.215	18.6102b	ppb	3.6281	19.5	409.428
As 188.980	2.1717b	ppb	2.1479	98.9	-1.9406
B 249.678	222.753b	ppb	2.4863	1.1	2877.23
Ba 389.178	144.049b	ppb	1.3394	0.9	961.404
Be 313.042	-0.0012b	ppb	0.0008	63.9	-235.969
Ca 370.602	245019b	ppb	2385	1.0	230675
Cd 226.502	-0.0924b	ppb	0.1198	129.7	63.4544
Co 228.615	-0.0880b	ppb	0.3771	428.4	3.9897
Cr 267.716	0.2374b	ppb	0.6005	253.0	18.0774
Cu 324.754	-0.3990b	ppb	0.4829	121.0	299.200
Fe 271.441	29649.5b	ppb	278.429	0.9	23024.6
K 766.491	21026.6b	ppb	163.604	0.8	458918
Mg 279.078	27685.1b	ppb	229.760	0.8	43048.4
Mn 257.610	2011.10b	ppb	15.0391	0.7	237446
Mo 202.032	1.2233b	ppb	0.6195	50.6	16.2128
Na 330.237	244050xb	ppb	1690.96	0.7	7650.92
Ni 231.604	-0.9507b	ppb	2.3551	247.7	2.5704
Pb 220.353	1.2150b	ppb	9.0707	746.6	21.9148
Sb 206.834	-2.2352b	ppb	6.8645	307.1	-1.6851
Se 196.026	-4.9672b	ppb	3.6648	73.8	-0.6943
Sn 189.925	7.5184b	ppb	2.3125	30.8	-8.1538
Sr 216.596	507.121b	ppb	5.6598	1.1	2459.06
Ti 334.941	0.6265b	ppb	0.0476	7.6	98.7611
Tl 190.794	-1.7960b	ppb	3.7522	208.9	-14.2758
V 292.401	-0.4995b	ppb	0.4674	93.6	-16.6542
Zn 206.200	8.7893b	ppb	0.7818	8.9	347.6007

E06052013.vvq. All Data Report 6/6/2013, 9:35:19 AM

680-90822-b-7-a (Samp) 6/5/2013, 2:01:44 PM Rack 1, Tube 39

Weight: 1

Volume: 1

Dilution: 1

Label	Replicates Concentration		
Ag 328.068	-0.1197u	-0.1108u	-0.2939u
Al 308.215	18.1682	20.8767	15.3811
As 188.980	4.1398	1.4698	2.2085
B 249.678	254.499	253.840	254.302
Ba 389.178	151.831	153.292	154.213
Be 313.042	-0.0681u	-0.0598u	-0.0520
Ca 370.602	404655	403462	406860
Cd 226.502	0.4653	0.5607	0.3043
Co 228.615	23.8227	23.9137	23.3314
Cr 267.716	50.8936	50.8658	50.9378
Cu 324.754	5.2381	4.8914	4.9088
Fe 271.441	1439.07	1429.94	1421.55
K 766.491	28418.1	28371.8	28454.9
Mg 279.078	41282.3	41296.1	41308.8
Mn 257.610	5886.59	5892.42	5889.36
Mo 202.032	6.0502	4.1260	5.3662
Na 330.237	212936x	210732x	211481x
Ni 231.604	339.316	344.410	342.414
Pb 220.353	0.8118	3.1277	-0.4701
Sb 206.834	7.4452	6.5685	8.5204
Se 196.026	-5.1710u	3.6864	7.9963
Sn 189.925	5.5912	-0.6414u	3.8295
Sr 216.596	1497.29	1497.52	1496.81
Ti 334.941	0.5869	0.7646	0.7245
Tl 190.794	2.8314	6.1902	6.3377
V 292.401	-0.1399u	-1.3279u	-0.9026u
Zn 206.200	12.7181	14.0287	12.4245

Label	Sol'n Conc.	Units	SD	%RSD	Int. (c/s)
Ag 328.068	-0.1748b	ppb	0.1032	59.0	-66.6796
Al 308.215	18.1420b	ppb	2.7479	15.1	407.353
As 188.980	2.6061b	ppb	1.3787	52.9	-1.5129
B 249.678	254.214b	ppb	0.3382	0.1	3316.65
Ba 389.178	153.112b	ppb	1.2013	0.8	1020.75
Be 313.042	-0.0600b	ppb	0.0081	13.4	-275.992
Ca 370.602	404992b	ppb	1724	0.4	382459
Cd 226.502	0.4434b	ppb	0.1296	29.2	29.2146
Co 228.615	23.6893b	ppb	0.3133	1.3	160.104
Cr 267.716	50.8991b	ppb	0.0363	0.1	1245.79
Cu 324.754	5.0128b	ppb	0.1953	3.9	467.642
Fe 271.441	1430.19b	ppb	8.7593	0.6	1114.68
K 766.491	28414.9b	ppb	41.6086	0.1	620000
Mg 279.078	41295.7b	ppb	13.2189	0.0	64155.2
Mn 257.610	5889.46b	ppb	2.9198	0.0	694996
Mo 202.032	5.1808b	ppb	0.9754	18.8	27.6686
Na 330.237	211716xb	ppb	1120.88	0.5	6646.60
Ni 231.604	342.046b	ppb	2.5668	0.8	537.858
Pb 220.353	1.1565b	ppb	1.8234	157.7	21.3393
Sb 206.834	7.5114b	ppb	0.9776	13.0	3.8505
Se 196.026	2.1706b	ppb	6.7132	309.3	2.6163
Sn 189.925	2.9264b	ppb	3.2129	109.8	-10.1288
Sr 216.596	1497.21b	ppb	0.3639	0.0	7184.01
Ti 334.941	0.6920b	ppb	0.0932	13.5	130.649
Tl 190.794	5.1198b	ppb	1.9832	38.7	-11.2896
V 292.401	-0.7901b	ppb	0.6019	76.2	-21.3160
Zn 206.200	13.0571b	ppb	0.8541	6.5	3874848

E06052013.vvq. All Data Report 6/6/2013, 9:35:19 AM

680-90822-a-8-a (Samp) 6/5/2013, 2:06:18 PM Rack 1, Tube 40

Weight: 1 Volume: 1 Dilution: 1

Label	Replicates Concentration		
Ag 328.068	-0.1946u	-0.6496u	-0.2835u
Al 308.215	6.5218	8.1949	5.1105
As 188.980	7.9513	11.6074	8.5128
B 249.678	249.094	250.394	250.649
Ba 389.178	148.252	146.605	148.976
Be 313.042	-0.0667u	-0.0548	-0.0511
Ca 370.602	393786	392382	392862
Cd 226.502	-0.0257	0.3909	0.4401
Co 228.615	22.0650	22.2706	21.8607
Cr 267.716	3.2998	2.9753	3.3384
Cu 324.754	4.3260	4.6152	4.1251
Fe 271.441	983.886	977.921	980.134
K 766.491	27521.5	27420.8	27371.4
Mg 279.078	40298.5	40105.1	40171.3
Mn 257.610	5728.96	5724.77	5700.64
Mo 202.032	6.4313	5.0581	5.6992
Na 330.237	208559x	206933x	206932x
Ni 231.604	329.051	327.210	326.839
Pb 220.353	4.4884	-2.9879u	-2.6949u
Sb 206.834	-9.2217u	2.9720	-1.4110u
Se 196.026	8.6952	7.2514	17.9020
Sn 189.925	-0.7016u	2.9557	7.1771
Sr 216.596	1464.29	1458.60	1454.13
Ti 334.941	0.3096	0.4256	0.6401
Tl 190.794	5.8818	3.7233	14.7239
V 292.401	-2.2157u	-1.7029u	-2.0053u
Zn 206.200	12.7283	13.4461	12.4176

Label	Sol'n Conc.	Units	SD	%RSD	Int. (c/s)
Ag 328.068	-0.3759b	ppb	0.2411	64.2	-74.2695
Al 308.215	6.6091b	ppb	1.5441	23.4	367.354
As 188.980	9.3572b	ppb	1.9689	21.0	1.7562
B 249.678	250.046b	ppb	0.8340	0.3	3265.75
Ba 389.178	147.944b	ppb	1.2149	0.8	985.055
Be 313.042	-0.0575b	ppb	0.0081	14.1	-275.028
Ca 370.602	393010b	ppb	713.8	0.2	371152
Cd 226.502	0.2684b	ppb	0.2559	95.3	24.8719
Co 228.615	22.0654b	ppb	0.2049	0.9	149.293
Cr 267.716	3.2045b	ppb	0.1994	6.2	94.0008
Cu 324.754	4.3554b	ppb	0.2464	5.7	446.466
Fe 271.441	980.647b	ppb	3.0156	0.3	765.485
K 766.491	27437.9b	ppb	76.4629	0.3	598699
Mg 279.078	40191.7b	ppb	98.2649	0.2	62440.9
Mn 257.610	5718.12b	ppb	15.2860	0.3	674778
Mo 202.032	5.7295b	ppb	0.6871	12.0	29.1909
Na 330.237	207475xb	ppb	938.988	0.5	6514.26
Ni 231.604	327.700b	ppb	1.1847	0.4	515.450
Pb 220.353	-0.3981b	ppb	4.2344	1063.6	20.1522
Sb 206.834	-2.5535b	ppb	6.1766	241.9	-2.2686
Se 196.026	11.2829b	ppb	5.7776	51.2	5.9802
Sn 189.925	3.1438b	ppb	3.9427	125.4	-10.0371
Sr 216.596	1459.01b	ppb	5.0906	0.3	7000.89
Ti 334.941	0.4584b	ppb	0.1677	36.6	102.258
Tl 190.794	8.1097b	ppb	5.8289	71.9	-9.9717
V 292.401	-1.9746b	ppb	0.2578	13.1	-34.2992
Zn 206.200	12.8640b	ppb	0.5275	4.1	1874071

E06052013.vvq. All Data Report 6/6/2013, 9:35:19 AM

680-90870-b-3-a (Samp) 6/5/2013, 2:10:53 PM Rack 1, Tube 41

Weight: 1

Volume: 1

Dilution: 1

Label	Replicates Concentration		
Ag 328.068	-0.0014u	-0.8311u	-0.7229u
Al 308.215	364.167	364.882	370.918
As 188.980	1.1486	1.8839	-7.5785u
B 249.678	21.4387	19.3058	20.2009
Ba 389.178	183.000	178.536	177.499
Be 313.042	0.1660	0.1642	0.1798
Ca 370.602	2823	2813	2845
Cd 226.502	-0.1386u	0.1856	0.2361
Co 228.615	3.4823	4.0777	3.6778
Cr 267.716	0.5137	0.5260	0.8518
Cu 324.754	0.2488	0.9465	-0.4849u
Fe 271.441	238.011	218.834	227.077
K 766.491	1698.89	1682.82	1699.45
Mg 279.078	3162.39	3144.21	3166.53
Mn 257.610	27.8822	27.6930	27.9400
Mo 202.032	0.2127	0.0828	-1.9024u
Na 330.237	3325.08	3296.58	3160.33
Ni 231.604	1.9791	2.2221	6.0408
Pb 220.353	-3.7358u	-1.1639u	-0.0339u
Sb 206.834	-2.4147u	-3.3246u	1.4008
Se 196.026	13.5877	-3.0983u	2.7897
Sn 189.925	1.5637	5.7018	2.9446
Sr 216.596	30.9680	31.0113	29.6301
Ti 334.941	4.1169	4.6716	4.2693
Tl 190.794	1.7401	-2.9867u	2.5015
V 292.401	0.1216	0.4222	-0.1935u
Zn 206.200	3.3527	2.4713	6.3848

Label	Sol'n Conc.	Units	SD	%RSD	Int. (c/s)
Ag 328.068	-0.5184	ppb	0.4510	87.0	-58.9113
Al 308.215	366.656	ppb	3.7088	1.0	1621.61
As 188.980	-1.5153	ppb	5.2637	347.4	-3.4936
B 249.678	20.3151	ppb	1.0711	5.3	418.381
Ba 389.178	179.679	ppb	2.9226	1.6	1169.77
Be 313.042	0.1700	ppb	0.0085	5.0	-36.5989
Ca 370.602	2827	ppb	16.11	0.6	2643
Cd 226.502	0.0944	ppb	0.2033	215.5	20.4397
Co 228.615	3.7460	ppb	0.3035	8.1	28.7431
Cr 267.716	0.6305	ppb	0.1918	30.4	17.5875
Cu 324.754	0.2368	ppb	0.7158	302.3	313.908
Fe 271.441	227.974	ppb	9.6198	4.2	179.990
K 766.491	1693.72	ppb	9.4428	0.6	37417.1
Mg 279.078	3157.71	ppb	11.8696	0.4	4942.22
Mn 257.610	27.8384	ppb	0.1292	0.5	3337.02
Mo 202.032	-0.5356	ppb	1.1855	221.3	11.9300
Na 330.237	3260.66	ppb	88.0520	2.7	138.813
Ni 231.604	3.4140	ppb	2.2781	66.7	9.0151
Pb 220.353	-1.6445	ppb	1.8972	115.4	18.6540
Sb 206.834	-1.4462	ppb	2.5072	173.4	-1.5996
Se 196.026	4.4264	ppb	8.4625	191.2	2.3607
Sn 189.925	3.4034	ppb	2.1068	61.9	-10.0475
Sr 216.596	30.5365	ppb	0.7852	2.6	158.741
Ti 334.941	4.3526	ppb	0.2866	6.6	482.558
Tl 190.794	0.4183	ppb	2.9733	710.8	-12.1187
V 292.401	0.1167	ppb	0.3078	263.7	-8.4562
Zn 206.200	4.0696	ppb	2.0529	50.4	9.7518

E06052013.wvq. All Data Report 6/6/2013, 9:35:19 AM

680-90870-b-4-a (Samp) 6/5/2013, 2:15:27 PM Rack 1, Tube 42

Weight: 1 Volume: 1 Dilution: 1

Label	Replicates Concentration		
Ag 328.068	-0.2627u	-0.0571u	-0.4487u
Al 308.215	1014.86	1013.15	1017.66
As 188.980	-0.1570u	2.3817	-1.7380u
B 249.678	19.0733	19.4729	20.3130
Ba 389.178	77.3564	75.7822	76.3154
Be 313.042	0.3004	0.2925	0.3020
Ca 370.602	20426	20472	20660
Cd 226.502	0.5463	0.3259	0.3959
Co 228.615	18.4141	19.3925	18.9932
Cr 267.716	0.0088	0.5790	0.0041
Cu 324.754	1.8096	1.8683	1.9223
Fe 271.441	270.382	265.118	272.847
K 766.491	2638.67	2639.56	2653.76
Mg 279.078	8463.97	8464.93	8501.15
Mn 257.610	505.261	505.064	506.802
Mo 202.032	-0.3679u	-0.5792u	-0.9695u
Na 330.237	86202.8	86630.6	87236.7
Ni 231.604	3.2458	4.0029	2.6936
Pb 220.353	-2.6107u	4.7810	-0.5141u
Sb 206.834	1.7777	1.4170	2.8031
Se 196.026	9.3979	-2.7517u	29.2404
Sn 189.925	-3.0101u	5.9827	-0.6123u
Sr 216.596	72.7507	71.0804	71.7570
Ti 334.941	4.9533	4.9163	4.7780
Tl 190.794	-2.8561u	-0.9114u	-6.4477u
V 292.401	0.6441	-0.5142u	0.2337
Zn 206.200	12.5988	12.1145	11.8952

Label	Sol'n Conc.	Units	SD	%RSD	Int. (c/s)
Ag 328.068	-0.2562b	ppb	0.1959	76.5	-48.4259
Al 308.215	1015.22b	ppb	2.2780	0.2	3880.52
As 188.980	0.1622b	ppb	2.0783	1281.1	-2.6774
B 249.678	19.6197b	ppb	0.6328	3.2	409.711
Ba 389.178	76.4847b	ppb	0.8007	1.0	481.496
Be 313.042	0.2983b	ppb	0.0051	1.7	139.630
Ca 370.602	20520b	ppb	123.9	0.6	19355
Cd 226.502	0.4227b	ppb	0.1126	26.6	27.0634
Co 228.615	18.9333b	ppb	0.4920	2.6	128.787
Cr 267.716	0.1973b	ppb	0.3306	167.6	8.9137
Cu 324.754	1.8667b	ppb	0.0563	3.0	366.267
Fe 271.441	269.449b	ppb	3.9479	1.5	213.081
K 766.491	2644.00b	ppb	8.4677	0.3	58135.3
Mg 279.078	8476.68b	ppb	21.1929	0.3	13204.3
Mn 257.610	505.709b	ppb	0.9516	0.2	59733.5
Mo 202.032	-0.6389b	ppb	0.3052	47.8	11.6448
Na 330.237	86690.0b	ppb	519.500	0.6	2743.44
Ni 231.604	3.3141b	ppb	0.6573	19.8	8.8407
Pb 220.353	0.5521b	ppb	3.8094	690.0	20.3270
Sb 206.834	1.9993b	ppb	0.7191	36.0	0.4050
Se 196.026	11.9622b	ppb	16.1494	135.0	5.2593
Sn 189.925	0.7868b	ppb	4.6568	591.9	-11.1702
Sr 216.596	71.8627b	ppb	0.8402	1.2	357.054
Ti 334.941	4.8825b	ppb	0.0924	1.9	549.664
Tl 190.794	-3.4051b	ppb	2.8087	82.5	-13.8247
V 292.401	0.1212b	ppb	0.5873	484.6	-8.6610
Zn 206.200	12.2028b	ppb	0.3690	3.0	17.7598

E06052013.vvq. All Data Report 6/6/2013, 9:35:19 AM

680-90870-b-4-a SD^5 (Samp) 6/5/2013, 2:20:02 PM Rack 1, Tube 43**Weight: 1****Volume: 1****Dilution: 1**

Label	Replicates Concentration		
Ag 328.068	0.0427	-0.3629u	-0.3704u
Al 308.215	248.914	239.663	241.929
As 188.980	-2.5190u	-4.1458u	-5.6430u
B 249.678	2.8598	1.6656	1.9093
Ba 389.178	15.6430	16.4096	16.1486
Be 313.042	0.0731	0.0708	0.0757
Ca 370.602	4829	4745	4718
Cd 226.502	0.0616	0.0344	0.1334
Co 228.615	4.3729	4.2114	3.6483
Cr 267.716	-0.1173u	0.3602	0.5199
Cu 324.754	-0.3375u	1.2690	0.2663
Fe 271.441	60.3757	48.3607	62.1185
K 766.491	551.243	535.315	533.901
Mg 279.078	1994.47	1968.51	1963.38
Mn 257.610	118.693	116.054	116.135
Mo 202.032	-0.4851u	-0.0519u	1.5419
Na 330.237	18967.4	18595.3	18698.5
Ni 231.604	-1.5633u	0.3375	-0.5315u
Pb 220.353	-3.2303u	-6.0594u	-0.8575u
Sb 206.834	-4.0997u	-2.4904u	2.6847
Se 196.026	12.2304	-3.2162u	5.6193
Sn 189.925	-1.9798u	-0.5913u	5.3612
Sr 216.596	16.0371	15.5695	16.6944
Ti 334.941	1.3062	1.3200	1.2406
Tl 190.794	3.1656	-2.3475u	-0.6508u
V 292.401	-0.6122u	0.6078	0.2543
Zn 206.200	4.4309	4.3553	2.0799

Label	Sol'n Conc.	Units	SD	%RSD	Int. (c/s)
Ag 328.068	-0.2302	ppb	0.2364	102.7	-46.9532
Al 308.215	243.502	ppb	4.8220	2.0	1192.64
As 188.980	-4.1026	ppb	1.5624	38.1	-4.7451
B 249.678	2.1449	ppb	0.6310	29.4	193.370
Ba 389.178	16.0671	ppb	0.3897	2.4	71.2065
Be 313.042	0.0732	ppb	0.0024	3.3	-172.496
Ca 370.602	4764	ppb	57.85	1.2	4477
Cd 226.502	0.0765	ppb	0.0512	66.9	19.7384
Co 228.615	4.0775	ppb	0.3804	9.3	30.8635
Cr 267.716	0.2542	ppb	0.3315	130.4	8.8128
Cu 324.754	0.3993	ppb	0.8115	203.2	319.116
Fe 271.441	56.9516	ppb	7.4908	13.2	47.2141
K 766.491	540.153	ppb	9.6300	1.8	12266.7
Mg 279.078	1975.45	ppb	16.6652	0.8	3103.46
Mn 257.610	116.961	ppb	1.5009	1.3	13845.6
Mo 202.032	0.3350	ppb	1.0674	318.7	14.3337
Na 330.237	18753.7	ppb	192.089	1.0	622.555
Ni 231.604	-0.5858	ppb	0.9516	162.4	2.7660
Pb 220.353	-3.3824	ppb	2.6043	77.0	17.3656
Sb 206.834	-1.3018	ppb	3.5449	272.3	-1.5298
Se 196.026	4.8778	ppb	7.7499	158.9	2.5452
Sn 189.925	0.9301	ppb	3.8998	419.3	-11.1236
Sr 216.596	16.1003	ppb	0.5651	3.5	89.7943
Ti 334.941	1.2889	ppb	0.0424	3.3	132.835
Tl 190.794	0.0558	ppb	2.8237	5064.2	-12.2860
V 292.401	0.0833	ppb	0.6277	753.4	-9.0165
Zn 206.200	3.6220	ppb	1.3361	36.9	9.3108

E06052013.wvq. All Data Report 6/6/2013, 9:35:19 AM

680-90870-b-4-a PDS (Samp) 6/5/2013, 2:24:37 PM Rack 1, Tube 44**Weight: 1****Volume: 1****Dilution: 1**

Label	Replicates Concentration		
Ag 328.068	48.7583	48.6187	48.9788
Al 308.215	2954.13	2950.31	2956.28
As 188.980	2096.65	2063.53	2060.75
B 249.678	991.319	995.535	999.304
Ba 389.178	2062.23	2052.01	2053.38
Be 313.042	49.6312	49.4689	49.5030
Ca 370.602	25359	25346	25494
Cd 226.502	49.7045	49.3970	50.1329
Co 228.615	512.938	510.456	509.898
Cr 267.716	198.288	198.130	197.953
Cu 324.754	248.672	248.695	248.446
Fe 271.441	1244.66	1224.77	1250.06
K 766.491	8160.22	8122.22	8139.90
Mg 279.078	13528.4	13505.8	13521.8
Mn 257.610	1001.77	998.196	1000.49
Mo 202.032	533.218	534.689	537.661
Na 330.237	92431.8x	92237.2x	92503.5x
Ni 231.604	482.121	485.108	487.205
Pb 220.353	513.736	508.884	505.842
Sb 206.834	457.259	454.047	467.588
Se 196.026	2013.38	1995.99	1992.42
Sn 189.925	1016.98	1016.81	1012.53
Sr 216.596	587.822	586.593	584.467
Ti 334.941	996.058	994.404	996.345
Tl 190.794	2076.31	2087.85	2074.30
V 292.401	497.962	496.531	497.258
Zn 206.200	491.279	487.731	492.481

Label	Sol'n Conc.	Units	SD	%RSD	Int. (c/s)
Ag 328.068	48.7853b	ppb	0.1816	0.4	1880.99
Al 308.215	2953.58b	ppb	3.0252	0.1	10588.9
As 188.980	2073.64b	ppb	19.9712	1.0	1000.29
B 249.678	995.386b	ppb	3.9947	0.4	12507.3
Ba 389.178	2055.87b	ppb	5.5482	0.3	13765.7
Be 313.042	49.5343b	ppb	0.0856	0.2	68739.0
Ca 370.602	25400b	ppb	82.47	0.3	24104
Cd 226.502	49.7448b	ppb	0.3696	0.7	1049.72
Co 228.615	511.097b	ppb	1.6183	0.3	3374.90
Cr 267.716	198.124b	ppb	0.1677	0.1	4786.38
Cu 324.754	248.604b	ppb	0.1374	0.1	8297.48
Fe 271.441	1239.83b	ppb	13.3204	1.1	997.553
K 766.491	8140.78b	ppb	19.0178	0.2	177978
Mg 279.078	13518.7b	ppb	11.6014	0.1	21035.5
Mn 257.610	1000.15b	ppb	1.8089	0.2	118085
Mo 202.032	535.189b	ppb	2.2637	0.4	1488.60
Na 330.237	92390.8xb	ppb	137.786	0.1	2914.76
Ni 231.604	484.811b	ppb	2.5549	0.5	760.208
Pb 220.353	509.487b	ppb	3.9811	0.8	398.243
Sb 206.834	459.631b	ppb	7.0755	1.5	264.413
Se 196.026	2000.59b	ppb	11.2130	0.6	746.714
Sn 189.925	1015.44b	ppb	2.5191	0.2	431.668
Sr 216.596	586.294b	ppb	1.6973	0.3	2809.45
Ti 334.941	995.602b	ppb	1.0476	0.1	112798
Tl 190.794	2079.49b	ppb	7.3163	0.4	874.188
V 292.401	497.250b	ppb	0.7158	0.1	5840.46
Zn 206.200	490.497b	ppb	2.4695	0.5	488.157

E06052013.vvq. All Data Report 6/6/2013, 9:35:19 AM

680-90870-b-4-b ms (Samp) 6/5/2013, 2:29:12 PM Rack 1, Tube 45**Weight: 1****Volume: 1****Dilution: 1**

Label	Replicates Concentration		
Ag 328.068	53.6435	53.6753	53.0183
Al 308.215	5719.18	5708.02	5691.27
As 188.980	105.026	101.686	108.636
B 249.678	227.698	228.000	225.497
Ba 389.178	175.510	175.807	177.907
Be 313.042	51.3370	51.3355	51.3109
Ca 370.602	25151	25142	25090
Cd 226.502	50.4468	50.7310	50.8017
Co 228.615	69.0115	69.1867	69.6705
Cr 267.716	100.376	100.311	99.9100
Cu 324.754	101.689	102.883	103.623
Fe 271.441	4960.52	4925.42	4941.28
K 766.491	7936.13	7937.84	7930.42
Mg 279.078	13360.1	13362.7	13350.1
Mn 257.610	1003.06	1004.40	1002.97
Mo 202.032	102.781	103.460	101.282
Na 330.237	92304.0x	91728.8x	92216.4x
Ni 231.604	103.009	101.059	102.023
Pb 220.353	47.7614	61.8493	53.1558
Sb 206.834	43.2815	46.8210	52.1748
Se 196.026	107.369	100.092	117.432
Sn 189.925	199.843	205.031	196.787
Sr 216.596	171.621	172.537	169.442
Ti 334.941	99.9268	99.7895	99.8869
Tl 190.794	43.9138	42.6008	48.4609
V 292.401	101.224	100.575	100.697
Zn 206.200	106.505	105.534	108.949

Label	Sol'n Conc.	Units	SD	%RSD	Int. (c/s)
Ag 328.068	53.4457b	ppb	0.3705	0.7	2073.85
Al 308.215	5706.16b	ppb	14.0486	0.2	20213.5
As 188.980	105.116b	ppb	3.4757	3.3	48.0726
B 249.678	227.065b	ppb	1.3664	0.6	2973.82
Ba 389.178	176.408b	ppb	1.3067	0.7	1157.68
Be 313.042	51.3278b	ppb	0.0146	0.0	71301.7
Ca 370.602	25127b	ppb	32.87	0.1	23614
Cd 226.502	50.6598b	ppb	0.1878	0.4	1074.60
Co 228.615	69.2896b	ppb	0.3414	0.5	460.254
Cr 267.716	100.199b	ppb	0.2524	0.3	2424.01
Cu 324.754	102.732b	ppb	0.9763	1.0	3607.96
Fe 271.441	4942.40b	ppb	17.5792	0.4	3844.90
K 766.491	7934.79b	ppb	3.8841	0.0	173487
Mg 279.078	13357.6b	ppb	6.6537	0.0	20785.0
Mn 257.610	1003.48b	ppb	0.8006	0.1	118482
Mo 202.032	102.508b	ppb	1.1147	1.1	295.868
Na 330.237	92083.1xb	ppb	309.883	0.3	2909.89
Ni 231.604	102.030b	ppb	0.9750	1.0	163.005
Pb 220.353	54.2555b	ppb	7.1080	13.1	60.3327
Sb 206.834	47.4257b	ppb	4.4774	9.4	26.9329
Se 196.026	108.297b	ppb	8.7075	8.0	41.2780
Sn 189.925	200.554b	ppb	4.1676	2.1	76.0185
Sr 216.596	171.200b	ppb	1.5895	0.9	832.521
Ti 334.941	99.8677b	ppb	0.0706	0.1	11319.6
Tl 190.794	44.9918b	ppb	3.0752	6.8	6.6334
V 292.401	100.832b	ppb	0.3449	0.3	1174.48
Zn 206.200	106.996b	ppb	1.7596	1.6	119.871

E06052013.vvq. All Data Report 6/6/2013, 9:35:19 AM

680-90870-b-4-c msd (Samp) 6/5/2013, 2:33:48 PM Rack 1, Tube 46**Weight: 1****Volume: 1****Dilution: 1**

Label	Replicates Concentration		
Ag 328.068	50.2679	50.0051	50.4956
Al 308.215	6157.71	6210.61	6227.32
As 188.980	102.333	105.135	102.060
B 249.678	219.529	220.951	219.873
Ba 389.178	175.908	175.828	176.105
Be 313.042	51.0087	51.3710	51.4112
Ca 370.602	25200	25446	25572
Cd 226.502	50.4165	50.4513	50.8407
Co 228.615	68.2120	68.6643	69.4930
Cr 267.716	99.9892	100.658	100.926
Cu 324.754	101.041	103.444	102.659
Fe 271.441	5170.14	5211.08	5214.13
K 766.491	7986.79	8030.69	8021.64
Mg 279.078	13408.3	13549.4	13542.2
Mn 257.610	1002.52	1011.88	1012.24
Mo 202.032	101.603	103.296	104.573
Na 330.237	92693.2x	93737.0x	93708.6x
Ni 231.604	101.130	99.4189	100.066
Pb 220.353	53.0919	54.6778	46.4361
Sb 206.834	43.9050	49.5653	49.9610
Se 196.026	113.068	94.4252	109.067
Sn 189.925	203.546	195.413	194.308
Sr 216.596	170.438	174.190	172.682
Ti 334.941	103.055	104.013	104.127
Tl 190.794	38.8676	41.7362	49.3848
V 292.401	101.525	103.097	101.451
Zn 206.200	107.858	108.359	105.509

Label	Sol'n Conc.	Units	SD	%RSD	Int. (c/s)
Ag 328.068	50.2562b	ppb	0.2455	0.5	1947.71
Al 308.215	6198.55b	ppb	36.3421	0.6	21928.6
As 188.980	103.176b	ppb	1.7020	1.6	47.1358
B 249.678	220.118b	ppb	0.7418	0.3	2887.24
Ba 389.178	175.947b	ppb	0.1425	0.1	1154.79
Be 313.042	51.2636b	ppb	0.2217	0.4	71212.2
Ca 370.602	25406b	ppb	189.3	0.7	23872
Cd 226.502	50.5695b	ppb	0.2355	0.5	1073.13
Co 228.615	68.7898b	ppb	0.6496	0.9	457.020
Cr 267.716	100.524b	ppb	0.4825	0.5	2431.92
Cu 324.754	102.381b	ppb	1.2255	1.2	3596.74
Fe 271.441	5198.45b	ppb	24.5625	0.5	4043.69
K 766.491	8013.04b	ppb	23.1800	0.3	175193
Mg 279.078	13500.0b	ppb	79.4748	0.6	21006.1
Mn 257.610	1008.88b	ppb	5.5108	0.5	119121
Mo 202.032	103.157b	ppb	1.4898	1.4	297.654
Na 330.237	93379.6xb	ppb	594.576	0.6	2950.31
Ni 231.604	100.205b	ppb	0.8637	0.9	160.158
Pb 220.353	51.4019b	ppb	4.3730	8.5	58.2144
Sb 206.834	47.8104b	ppb	3.3880	7.1	27.1621
Se 196.026	105.520b	ppb	9.8144	9.3	40.2443
Sn 189.925	197.756b	ppb	5.0452	2.6	74.7976
Sr 216.596	172.437b	ppb	1.8880	1.1	838.554
Ti 334.941	103.732b	ppb	0.5886	0.6	11757.6
Tl 190.794	43.3295b	ppb	5.4366	12.5	5.9168
V 292.401	102.024b	ppb	0.9301	0.9	1188.62
Zn 206.200	107.242b	ppb	1.5215	1.4	111.115

E06052013.vvq. All Data Report 6/6/2013, 9:35:19 AM

680-90671-a-2-a^10 (Samp) 6/5/2013, 2:38:24 PM Rack 1, Tube 47**Weight: 1****Volume: 1****Dilution: 1**

Label	Replicates Concentration		
Ag 328.068	0.0915	-0.2559u	0.3525
Al 308.215	47262.3	46884.4	46412.4
As 188.980	1.4216	9.8611	-0.1277u
B 249.678	11.9367	11.5970	11.2273
Ba 389.178	230.783	230.766	226.902
Be 313.042	1.7697	1.7641	1.7627
Ca 370.602	768.9u	750.5u	750.4u
Cd 226.502	-0.6636	-0.4604	-0.1018
Co 228.615	35.8699	35.3268	33.9432
Cr 267.716	25.0091	24.6453	24.2441
Cu 324.754	55.9906	55.0058	54.2082
Fe 271.441	65605.0	65003.7	64269.7
K 766.491	11638.1	11544.7	11439.9
Mg 279.078	16000.4	15848.9	15671.4
Mn 257.610	508.413	505.017	498.869
Mo 202.032	0.3768u	-1.0734u	-1.0049u
Na 330.237	374.399u	-208.972u	175.912u
Ni 231.604	15.7345	13.6370	19.1150
Pb 220.353	13.0515	13.0749	9.4133
Sb 206.834	11.3279	3.5998	5.8991
Se 196.026	6.0872	7.4084	-2.2538u
Sn 189.925	-0.2118u	2.0886	6.1390
Sr 216.596	9.2635	10.6949	9.8124
Ti 334.941	3979.01	3948.82	3910.77
Tl 190.794	9.5902	-3.4686u	-7.5895u
V 292.401	339.813	336.990	332.873
Zn 206.200	71.2781	72.4452	68.6152

Label	Sol'n Conc.	Units	SD	%RSD	Int. (c/s)
Ag 328.068	0.0627	ppb	0.3052	487.0	-33.3897
Al 308.215	46853.0	ppb	425.791	0.9	163522
As 188.980	3.7183	ppb	5.3759	144.6	-1.1095
B 249.678	11.5870	ppb	0.3548	3.1	197.388
Ba 389.178	229.484	ppb	2.2356	1.0	1540.48
Be 313.042	1.7655	ppb	0.0037	0.2	2180.74
Ca 370.602	756.6	ppb	10.64	1.4	-220.7
Cd 226.502	-0.4086	ppb	0.2845	69.6	114.292
Co 228.615	35.0466	ppb	0.9935	2.8	286.914
Cr 267.716	24.6328	ppb	0.3827	1.6	608.155
Cu 324.754	55.0682	ppb	0.8928	1.6	2085.25
Fe 271.441	64959.5	ppb	668.758	1.0	50445.2
K 766.491	11540.9	ppb	99.1560	0.9	252109
Mg 279.078	15840.2	ppb	164.675	1.0	24649.1
Mn 257.610	504.100	ppb	4.8378	1.0	59665.4
Mo 202.032	-0.5672	ppb	0.8182	144.3	10.3548
Na 330.237	113.780	ppb	296.607	260.7	19.3529
Ni 231.604	16.1622	ppb	2.7639	17.1	29.6915
Pb 220.353	11.8466	ppb	2.1073	17.8	29.4647
Sb 206.834	6.9422	ppb	3.9682	57.2	4.2798
Se 196.026	3.7473	ppb	5.2389	139.8	2.3649
Sn 189.925	2.6719	ppb	3.2153	120.3	-10.3689
Sr 216.596	9.9236	ppb	0.7221	7.3	85.7339
Ti 334.941	3946.20	ppb	34.1954	0.9	447084
Tl 190.794	-0.4893	ppb	8.9690	1833.0	-14.2659
V 292.401	336.559	ppb	3.4900	1.0	4001.05
Zn 206.200	70.7795	ppb	1.9631	2.8	3678114

E06052013.vvq. All Data Report 6/6/2013, 9:35:19 AM

680-90671-a-2-b ms (Samp) 6/5/2013, 2:47:53 PM Rack 1, Tube 48

Weight: 1

Volume: 1

Dilution: 1

Label	Replicates Concentration		
Ag 328.068	5.2400	5.9308	7.1077
Al 308.215	50962.2	50982.6	50784.6
As 188.980	13.3303	9.5853	10.8836
B 249.678	25.8083	25.6892	25.3920
Ba 389.178	248.165	247.490	249.430
Be 313.042	7.9016	7.9000	7.8669
Ca 370.602	1355	1362	1353
Cd 226.502	5.3725	5.9020	5.7341
Co 228.615	44.9073	44.3134	43.0498
Cr 267.716	41.2339	42.1079	41.6295
Cu 324.754	68.0392	67.5503	67.3320
Fe 271.441	63130.6	63091.6	62863.8
K 766.491	12308.6	12312.1	12227.9
Mg 279.078	17080.2	17061.4	16990.9
Mn 257.610	496.542	496.669	494.087
Mo 202.032	11.4039	9.5554	9.4190
Na 330.237	1135.51	1030.76	652.440u
Ni 231.604	29.3914	29.3683	32.3815
Pb 220.353	23.1405	22.5509	19.8273
Sb 206.834	-2.8865u	-3.1652u	2.0365
Se 196.026	13.5136	19.0604	8.9307
Sn 189.925	28.1484	32.5957	27.1566
Sr 216.596	22.8082	21.7494	22.8592
Ti 334.941	3770.16	3778.10	3764.06
Tl 190.794	5.0662	1.6509u	4.7740
V 292.401	312.054	311.364	309.647
Zn 206.200	87.8180	88.7660	89.8346

Label	Sol'n Conc.	Units	SD	%RSD	Int. (c/s)
Ag 328.068	6.0928	ppb	0.9443	15.5	204.616
Al 308.215	50909.8	ppb	108.909	0.2	177656
As 188.980	11.2664	ppb	1.9016	16.9	2.5860
B 249.678	25.6298	ppb	0.2144	0.8	375.077
Ba 389.178	248.362	ppb	0.9849	0.4	1667.19
Be 313.042	7.8895	ppb	0.0196	0.2	10722.4
Ca 370.602	1357	ppb	4.667	0.3	366.1
Cd 226.502	5.6695	ppb	0.2706	4.8	236.835
Co 228.615	44.0902	ppb	0.9487	2.2	344.027
Cr 267.716	41.6571	ppb	0.4377	1.1	1018.80
Cu 324.754	67.6405	ppb	0.3621	0.5	2489.00
Fe 271.441	63028.6	ppb	144.132	0.2	48946.5
K 766.491	12282.9	ppb	47.6642	0.4	268284
Mg 279.078	17044.2	ppb	47.1076	0.3	26519.4
Mn 257.610	495.766	ppb	1.4559	0.3	58684.5
Mo 202.032	10.1261	ppb	1.1087	10.9	39.8951
Na 330.237	939.571	ppb	254.120	27.0	45.7416
Ni 231.604	30.3804	ppb	1.7330	5.7	51.8612
Pb 220.353	21.8396	ppb	1.7674	8.1	36.8334
Sb 206.834	-1.3384	ppb	2.9261	218.6	-0.5284
Se 196.026	13.8349	ppb	5.0725	36.7	6.1187
Sn 189.925	29.3003	ppb	2.8967	9.9	1.2532
Sr 216.596	22.4723	ppb	0.6265	2.8	144.747
Ti 334.941	3770.77	ppb	7.0394	0.2	427212
Tl 190.794	3.8304	ppb	1.8931	49.4	-12.3638
V 292.401	311.022	ppb	1.2394	0.4	3696.35
Zn 206.200	88.8062	ppb	1.0089	1.1	93.5031

E06052013.wvq. All Data Report 6/6/2013, 9:35:19 AM

680-90671-a-2-c msd (Samp) **6/5/2013, 3:01:47 PM** **Rack 1, Tube 51**
Weight: 1 **Volume: 1** **Dilution: 1**

Label	Replicates Concentration		
Ag 328.068	5.3699	5.4558	5.9159
Al 308.215	53425.2	52163.1	50795.4
As 188.980	15.9527	10.4717	2.5636
B 249.678	28.3970	27.1207	27.3617
Ba 389.178	285.403	279.981	270.534
Be 313.042	8.1870	7.9787	7.7754
Ca 370.602	1457	1434	1436
Cd 226.502	6.1320	5.7570	5.5689
Co 228.615	56.5371	54.0284	52.1113
Cr 267.716	43.2350	41.7890	41.1083
Cu 324.754	70.2897	66.9225	65.5021
Fe 271.441	71030.0	69326.2	67481.1
K 766.491	15847.7	15456.9	15018.5
Mg 279.078	21173.1	20752.8	20206.6
Mn 257.610	752.082	735.157	715.854
Mo 202.032	9.2850	8.6972	7.8762
Na 330.237	1164.73	995.371	1255.13
Ni 231.604	29.4547	31.6551	24.7097
Pb 220.353	12.1358	9.9473	26.4137
Sb 206.834	8.7943	9.1532	4.3033
Se 196.026	12.5120	0.6346	16.8731
Sn 189.925	39.9822	23.4527	33.3216
Sr 216.596	23.6676	22.0172	20.6603
Ti 334.941	4547.80	4441.20	4325.46
Tl 190.794	11.7458	1.7832u	-6.0904u
V 292.401	373.261	363.055	355.466
Zn 206.200	98.4469	94.3792	93.2109

Label	Sol'n Conc.	Units	SD	%RSD	Int. (c/s)
Ag 328.068	5.5805	ppb	0.2936	5.3	185.069
Al 308.215	52127.9	ppb	1315.26	2.5	181894
As 188.980	9.6626	ppb	6.7311	69.7	1.7708
B 249.678	27.6265	ppb	0.6781	2.5	388.709
Ba 389.178	278.639	ppb	7.5244	2.7	1875.77
Be 313.042	7.9804	ppb	0.2058	2.6	10847.6
Ca 370.602	1443	ppb	12.68	0.9	404.1
Cd 226.502	5.8193	ppb	0.2867	4.9	250.243
Co 228.615	54.2256	ppb	2.2195	4.1	419.498
Cr 267.716	42.0441	ppb	1.0861	2.6	1029.82
Cu 324.754	67.5714	ppb	2.4589	3.6	2487.64
Fe 271.441	69279.1	ppb	1774.91	2.6	53800.6
K 766.491	15441.1	ppb	414.821	2.7	337140
Mg 279.078	20710.9	ppb	484.627	2.3	32216.7
Mn 257.610	734.364	ppb	18.1266	2.5	86856.2
Mo 202.032	8.6195	ppb	0.7076	8.2	35.5799
Na 330.237	1138.41	ppb	131.865	11.6	49.2420
Ni 231.604	28.6065	ppb	3.5495	12.4	49.1564
Pb 220.353	16.1656	ppb	8.9423	55.3	32.6684
Sb 206.834	7.4169	ppb	2.7025	36.4	4.6698
Se 196.026	10.0066	ppb	8.4042	84.0	4.7526
Sn 189.925	32.2521	ppb	8.3165	25.8	2.5414
Sr 216.596	22.1151	ppb	1.5060	6.8	145.601
Ti 334.941	4438.15	ppb	111.200	2.5	502827
Tl 190.794	2.4795	ppb	8.9384	360.5	-13.1372
V 292.401	363.927	ppb	8.9293	2.5	4327.37
Zn 206.200	95.3457	ppb	2.7485	2.9	99.9838

E06052013.wvq. All Data Report 6/6/2013, 9:35:19 AM

680-90671-a-3-a^10 (Samp) **6/5/2013, 3:06:22 PM** **Rack 1, Tube 52**
Weight: 1 **Volume: 1** **Dilution: 1**

Label	Replicates Concentration		
Ag 328.068	-0.1194u	-0.0137	-0.3169u
Al 308.215	40700.6	40133.2	39247.1
As 188.980	0.6756	0.3738	-6.8778u
B 249.678	1.4166u	2.3464u	2.1049u
Ba 389.178	193.111	189.077	187.903
Be 313.042	1.8842	1.8528	1.8170
Ca 370.602	1538	1540	1541
Cd 226.502	-0.1622	-0.2582	-0.2873
Co 228.615	36.1048	36.0253	34.6726
Cr 267.716	26.6402	26.2212	24.9778
Cu 324.754	19.0189	18.7700	18.4849
Fe 271.441	44112.0	43495.1	42599.9
K 766.491	6612.31	6538.42	6432.19
Mg 279.078	23618.1	23293.1	22766.1
Mn 257.610	613.107	606.105	593.471
Mo 202.032	0.2068u	-0.0315u	1.3384
Na 330.237	136.064u	67.5458u	255.052u
Ni 231.604	36.8467	38.3047	37.6849
Pb 220.353	-2.1819u	2.5673	5.3297
Sb 206.834	-1.7910u	6.6344	-1.0361
Se 196.026	5.4833	5.8497	-0.9092u
Sn 189.925	1.9352	7.3513	12.3854
Sr 216.596	14.3102	14.5898	12.7236
Ti 334.941	1698.98	1681.56	1644.65
Tl 190.794	3.4706	1.2628u	-7.8191u
V 292.401	151.009	150.235	147.283
Zn 206.200	81.3838	79.8547	76.8073

Label	Sol'n Conc.	Units	SD	%RSD	Int. (c/s)
Ag 328.068	-0.1500	ppb	0.1539	102.6	-42.2744
Al 308.215	40027.0	ppb	732.542	1.8	139762
As 188.980	-1.9428	ppb	4.2765	220.1	-3.7337
B 249.678	1.9560	ppb	0.4824	24.7	115.479
Ba 389.178	190.031	ppb	2.7316	1.4	1272.33
Be 313.042	1.8513	ppb	0.0337	1.8	2305.49
Ca 370.602	1540	ppb	1.757	0.1	668.6
Cd 226.502	-0.2359	ppb	0.0655	27.7	83.2614
Co 228.615	35.6009	ppb	0.8049	2.3	260.928
Cr 267.716	25.9464	ppb	0.8646	3.3	636.187
Cu 324.754	18.7579	ppb	0.2672	1.4	916.116
Fe 271.441	43402.3	ppb	760.319	1.8	33706.0
K 766.491	6527.64	ppb	90.5439	1.4	142807
Mg 279.078	23225.7	ppb	429.982	1.9	36126.5
Mn 257.610	604.227	ppb	9.9516	1.6	71477.8
Mo 202.032	0.5045	ppb	0.7319	145.1	13.8591
Na 330.237	152.887	ppb	94.8786	62.1	29.4814
Ni 231.604	37.6121	ppb	0.7317	1.9	62.9259
Pb 220.353	1.9050	ppb	3.7994	199.4	21.9990
Sb 206.834	1.2691	ppb	4.6618	367.3	0.6908
Se 196.026	3.4746	ppb	3.8009	109.4	2.2259
Sn 189.925	7.2240	ppb	5.2263	72.3	-8.3816
Sr 216.596	13.8745	ppb	1.0065	7.3	95.9450
Ti 334.941	1675.07	ppb	27.7421	1.7	189798
Tl 190.794	-1.0286	ppb	5.9834	581.7	-13.9663
V 292.401	149.509	ppb	1.9661	1.3	1770.99
Zn 206.200	79.3486	ppb	2.3298	2.9	840968

E06052013.wvq. All Data Report 6/6/2013, 9:35:19 AM

680-90671-a-4-a^10 (Samp) 6/5/2013, 3:10:56 PM Rack 1, Tube 53**Weight: 1****Volume: 1****Dilution: 1**

Label	Replicates Concentration		
Ag 328.068	-0.8071u	-0.6256u	-0.4068u
Al 308.215	51352.0	52091.0	51646.7
As 188.980	-3.8858u	3.1721	-1.9334u
B 249.678	-1.0887u	-0.8703u	-0.5285u
Ba 389.178	288.639	295.397	291.246
Be 313.042	1.4592	1.4646	1.4699
Ca 370.602	1295	1304	1283
Cd 226.502	0.0107	0.3055	-0.1578
Co 228.615	21.4062	21.9559	22.9355
Cr 267.716	34.0637	35.1268	35.1394
Cu 324.754	6.1834	5.7110	5.1256
Fe 271.441	31317.0	31787.0	31505.2
K 766.491	7720.92	7801.19	7718.56
Mg 279.078	16316.9	16559.6	16402.4
Mn 257.610	343.016	349.376	345.751
Mo 202.032	-0.6607u	0.6925	1.0947
Na 330.237	265.278u	509.889	504.536
Ni 231.604	19.6229	18.5634	17.3286
Pb 220.353	-1.4013u	11.4638	8.3346
Sb 206.834	6.2444	7.1235	7.1800
Se 196.026	-1.5104u	16.8765	-3.3289u
Sn 189.925	2.2971	10.8369	5.4888
Sr 216.596	13.7196	13.5033	13.7160
Ti 334.941	2689.63	2731.54	2708.91
Tl 190.794	2.0848	-2.6467u	-0.6566u
V 292.401	126.978	129.994	128.327
Zn 206.200	74.0946	76.8463	77.2313

Label	Sol'n Conc.	Units	SD	%RSD	Int. (c/s)
Ag 328.068	-0.6132	ppb	0.2004	32.7	-61.1420
Al 308.215	51696.6	ppb	372.041	0.7	180415
As 188.980	-0.8823	ppb	3.6445	413.0	-3.0405
B 249.678	-0.8292	ppb	0.2824	34.1	101.660
Ba 389.178	291.761	ppb	3.4084	1.2	1944.74
Be 313.042	1.4646	ppb	0.0053	0.4	1767.77
Ca 370.602	1294	ppb	10.58	0.8	884.8
Cd 226.502	0.0528	ppb	0.2345	444.0	70.0608
Co 228.615	22.0992	ppb	0.7746	3.5	185.071
Cr 267.716	34.7766	ppb	0.6175	1.8	848.517
Cu 324.754	5.6734	ppb	0.5299	9.3	493.708
Fe 271.441	31536.4	ppb	236.586	0.8	24491.8
K 766.491	7746.89	ppb	47.0394	0.6	169390
Mg 279.078	16426.3	ppb	123.094	0.7	25556.4
Mn 257.610	346.048	ppb	3.1903	0.9	40975.4
Mo 202.032	0.3755	ppb	0.9196	244.9	13.7466
Na 330.237	426.568	ppb	139.707	32.8	37.9510
Ni 231.604	18.5050	ppb	1.1483	6.2	32.9545
Pb 220.353	6.1324	ppb	6.7093	109.4	24.3973
Sb 206.834	6.8493	ppb	0.5246	7.7	3.8280
Se 196.026	4.0124	ppb	11.1777	278.6	2.3473
Sn 189.925	6.2076	ppb	4.3150	69.5	-8.8250
Sr 216.596	13.6463	ppb	0.1238	0.9	90.2545
Ti 334.941	2710.03	ppb	20.9795	0.8	307037
Tl 190.794	-0.4062	ppb	2.3757	584.9	-13.3403
V 292.401	128.433	ppb	1.5107	1.2	1528.26
Zn 206.200	76.0574	ppb	1.7197	2.2	807537

E06052013.wvq. All Data Report 6/6/2013, 9:35:19 AM

680-90671-a-5-a^10 (Samp) 6/5/2013, 3:15:31 PM Rack 1, Tube 54

Weight: 1

Volume: 1

Dilution: 1

Label	Replicates Concentration		
Ag 328.068	-0.7175u	-0.5410u	-0.4732u
Al 308.215	15978.7	15990.7	16005.8
As 188.980	-2.0957u	-11.6204u	2.0746
B 249.678	-1.9036u	-2.0008u	-1.8850u
Ba 389.178	134.451	137.189	137.512
Be 313.042	0.8046	0.7920	0.7860
Ca 370.602	671.6	663.4	664.1
Cd 226.502	-0.1432	0.1616	0.2016
Co 228.615	10.7473	8.4852	9.2338
Cr 267.716	28.3179	28.6754	28.6197
Cu 324.754	47.0332	47.0673	46.6911
Fe 271.441	22204.4	22265.0	22296.1
K 766.491	7490.28	7517.77	7511.59
Mg 279.078	10154.6	10182.5	10194.0
Mn 257.610	482.316	482.554	483.306
Mo 202.032	7.1761	5.5278	5.3719
Na 330.237	54.9579u	132.221u	-308.046u
Ni 231.604	14.2530	13.3591	14.7527
Pb 220.353	-1.0943u	0.1190	-0.8292u
Sb 206.834	4.1628	6.1414	-4.7507u
Se 196.026	-8.5987u	-1.4502u	4.8108
Sn 189.925	5.8432	0.4117	-0.6834u
Sr 216.596	5.7347	5.5959	5.8924
Ti 334.941	2282.48	2289.99	2292.57
Tl 190.794	5.0133	-1.7279u	3.1292
V 292.401	45.5410	46.5789	45.3500
Zn 206.200	44.8022	44.1600	45.2128

Label	Sol'n Conc.	Units	SD	%RSD	Int. (c/s)
Ag 328.068	-0.5773	ppb	0.1261	21.8	-59.4928
Al 308.215	15991.8	ppb	13.5811	0.1	56046.8
As 188.980	-3.8805	ppb	7.0198	180.9	-4.6910
B 249.678	-1.9298	ppb	0.0622	3.2	104.136
Ba 389.178	136.384	ppb	1.6818	1.2	893.788
Be 313.042	0.7942	ppb	0.0095	1.2	831.993
Ca 370.602	666.4	ppb	4.550	0.7	446.4
Cd 226.502	0.0733	ppb	0.1886	257.1	55.5530
Co 228.615	9.4888	ppb	1.1524	12.1	96.3165
Cr 267.716	28.5377	ppb	0.1924	0.7	696.914
Cu 324.754	46.9305	ppb	0.2080	0.4	1817.66
Fe 271.441	22255.1	ppb	46.6354	0.2	17284.1
K 766.491	7506.54	ppb	14.4199	0.2	164150
Mg 279.078	10177.1	ppb	20.2622	0.2	15847.4
Mn 257.610	482.725	ppb	0.5169	0.1	57060.3
Mo 202.032	6.0253	ppb	0.9997	16.6	29.5612
Na 330.237	-40.2891	ppb	235.080	583.5	26.2896
Ni 231.604	14.1216	ppb	0.7060	5.0	26.0027
Pb 220.353	-0.6015	ppb	0.6379	106.1	19.4941
Sb 206.834	1.8511	ppb	5.8024	313.4	0.7174
Se 196.026	-1.7460	ppb	6.7096	384.3	0.2019
Sn 189.925	1.8572	ppb	3.4952	188.2	-10.7238
Sr 216.596	5.7410	ppb	0.1484	2.6	48.7791
Ti 334.941	2288.35	ppb	5.2463	0.2	259252
Tl 190.794	2.1382	ppb	3.4782	162.7	-12.0633
V 292.401	45.8233	ppb	0.6613	1.4	547.157
Zn 206.200	44.7250	ppb	0.5306	1.2	49.8594

E06052013.vvq. All Data Report 6/6/2013, 9:35:19 AM

680-90671-a-7-a^10 (Samp) 6/5/2013, 3:20:05 PM Rack 1, Tube 55**Weight: 1****Volume: 1****Dilution: 1**

Label	Replicates Concentration		
Ag 328.068	0.2090	-0.7965u	0.5852
Al 308.215	34487.9	33969.7	33762.5
As 188.980	0.1850	4.9948	-4.6860u
B 249.678	-0.8845u	-1.3909u	-1.6798u
Ba 389.178	109.325	109.448	109.848
Be 313.042	1.6544	1.6339	1.6211
Ca 370.602	357.8u	360.5u	353.6u
Cd 226.502	0.2355	-0.4342	-0.2979
Co 228.615	3.4715	3.4613	3.5731
Cr 267.716	20.8258	19.9888	20.0838
Cu 324.754	18.7157	17.5019	18.1864
Fe 271.441	39016.0	38509.9	38332.9
K 766.491	3355.52	3311.84	3291.95
Mg 279.078	5480.63	5410.70	5361.08
Mn 257.610	129.663	127.663	126.786
Mo 202.032	0.7090	0.4574	0.7393
Na 330.237	174.764u	213.866u	24.8215u
Ni 231.604	3.1079	3.3653	0.9551
Pb 220.353	10.6185	12.4411	14.2587
Sb 206.834	-0.2788	2.7803	1.5092
Se 196.026	-9.1643u	6.8612	-2.2995u
Sn 189.925	6.1461	5.9573	6.2808
Sr 216.596	5.1301	4.5596	5.4480
Ti 334.941	1415.07	1393.96	1386.90
Tl 190.794	-0.5310u	-10.3624u	-4.7667u
V 292.401	94.3008	93.0476	93.1042
Zn 206.200	19.8560	25.0990	19.6593

Label	Sol'n Conc.	Units	SD	%RSD	Int. (c/s)
Ag 328.068	-0.0008	ppb	0.7144	90333.9	-37.3417
Al 308.215	34073.3	ppb	373.650	1.1	119029
As 188.980	0.1646	ppb	4.8405	2940.7	-2.7222
B 249.678	-1.3184	ppb	0.4026	30.5	83.2360
Ba 389.178	109.540	ppb	0.2736	0.2	716.919
Be 313.042	1.6365	ppb	0.0168	1.0	2007.39
Ca 370.602	357.3	ppb	3.480	1.0	-381.8
Cd 226.502	-0.1655	ppb	0.3540	213.8	76.8690
Co 228.615	3.5020	ppb	0.0618	1.8	45.8215
Cr 267.716	20.2995	ppb	0.4583	2.3	498.236
Cu 324.754	18.1347	ppb	0.6085	3.4	895.541
Fe 271.441	38619.6	ppb	354.489	0.9	29990.3
K 766.491	3319.77	ppb	32.5176	1.0	72868.8
Mg 279.078	5417.47	ppb	60.0619	1.1	8451.52
Mn 257.610	128.037	ppb	1.4745	1.2	15221.0
Mo 202.032	0.6352	ppb	0.1547	24.4	14.3522
Na 330.237	137.817	ppb	99.7912	72.4	31.0250
Ni 231.604	2.4761	ppb	1.3235	53.5	8.0324
Pb 220.353	12.4394	ppb	1.8201	14.6	29.7534
Sb 206.834	1.3369	ppb	1.5368	115.0	0.6344
Se 196.026	-1.5342	ppb	8.0401	524.1	0.2573
Sn 189.925	6.1281	ppb	0.1625	2.7	-8.8601
Sr 216.596	5.0459	ppb	0.4502	8.9	52.0502
Ti 334.941	1398.64	ppb	14.6550	1.0	158449
Tl 190.794	-5.2200	ppb	4.9314	94.5	-15.5779
V 292.401	93.4842	ppb	0.7078	0.8	1105.84
Zn 206.200	21.5381	ppb	3.0854	14.3	37.1645

E06052013.wvq. All Data Report 6/6/2013, 9:35:19 AM

680-90671-a-8-a^10 (Samp) 6/5/2013, 3:24:41 PM Rack 1, Tube 56

Weight: 1

Volume: 1

Dilution: 1

Label	Replicates Concentration		
Ag 328.068	-0.7899u	-0.7650u	-0.4810u
Al 308.215	35306.7	34745.0	34356.9
As 188.980	-1.5929u	-7.7645u	-6.7491u
B 249.678	-1.2219u	-1.8193u	-0.7310u
Ba 389.178	444.035	438.745	430.324
Be 313.042	3.5054	3.4567	3.4047
Ca 370.602	741.3	711.9	750.4
Cd 226.502	-0.3391	-0.5169	-0.5544
Co 228.615	20.4463	19.2018	18.8272
Cr 267.716	68.0547	67.0857	65.9448
Cu 324.754	10.9232	10.7704	10.9513
Fe 271.441	51065.8	50272.1	49543.2
K 766.491	16129.2	15916.1	15731.1
Mg 279.078	25028.4	24640.2	24332.1
Mn 257.610	926.678	912.917	901.844
Mo 202.032	-1.1779u	-1.2987u	-1.7554u
Na 330.237	175.333u	259.566u	399.152u
Ni 231.604	40.2038	41.2248	37.2659
Pb 220.353	-4.8272u	13.4429	0.5055
Sb 206.834	-1.1923	1.7397	2.8378
Se 196.026	16.1104	-6.9998u	-7.5636u
Sn 189.925	7.1835	3.5688	3.3684
Sr 216.596	8.6560	7.8426	8.4528
Ti 334.941	4457.18	4392.42	4343.62
Tl 190.794	-13.0028u	1.8553u	-4.1529u
V 292.401	184.128	180.247	178.912
Zn 206.200	78.6761	76.9567	76.2244

Label	Sol'n Conc.	Units	SD	%RSD	Int. (c/s)
Ag 328.068	-0.6786	ppb	0.1716	25.3	-62.2235
Al 308.215	34802.9	ppb	477.529	1.4	121561
As 188.980	-5.3688	ppb	3.3092	61.6	-5.4836
B 249.678	-1.2574	ppb	0.5450	43.3	63.5632
Ba 389.178	437.701	ppb	6.9149	1.6	2937.83
Be 313.042	3.4556	ppb	0.0504	1.5	4541.26
Ca 370.602	734.6	ppb	20.13	2.7	182.6
Cd 226.502	-0.4701	ppb	0.1150	24.5	89.5912
Co 228.615	19.4918	ppb	0.8476	4.3	190.048
Cr 267.716	67.0284	ppb	1.0561	1.6	1631.84
Cu 324.754	10.8816	ppb	0.0973	0.9	664.232
Fe 271.441	50293.7	ppb	761.535	1.5	39056.4
K 766.491	15925.5	ppb	199.204	1.3	347702
Mg 279.078	24666.9	ppb	348.937	1.4	38365.1
Mn 257.610	913.813	ppb	12.4410	1.4	108015
Mo 202.032	-1.4107	ppb	0.3046	21.6	8.4214
Na 330.237	278.017	ppb	113.045	40.7	26.1129
Ni 231.604	39.5648	ppb	2.0553	5.2	66.0741
Pb 220.353	3.0404	ppb	9.3951	309.0	22.4804
Sb 206.834	1.1284	ppb	2.0834	184.6	0.9335
Se 196.026	0.5157	ppb	13.5084	2619.6	1.1986
Sn 189.925	4.7069	ppb	2.1471	45.6	-9.4805
Sr 216.596	8.3171	ppb	0.4234	5.1	72.0858
Ti 334.941	4397.74	ppb	56.9707	1.3	498254
Tl 190.794	-5.1001	ppb	7.4742	146.6	-15.9602
V 292.401	181.096	ppb	2.7098	1.5	2162.72
Zn 206.200	77.2857	ppb	1.2586	1.6	820137

E06052013.wvq. All Data Report 6/6/2013, 9:35:19 AM

680-90671-a-9-a^10 (Samp) **6/5/2013, 3:29:28 PM** **Rack 1, Tube 57**
Weight: 1 **Volume: 1** **Dilution: 1**

Label	Replicates Concentration		
Ag 328.068	0.1559	-0.1727u	-0.5797u
Al 308.215	15090.1	14790.2	14329.8
As 188.980	-0.8315u	-6.7955u	-4.7579u
B 249.678	-4.4112u	-3.4239u	-4.0070u
Ba 389.178	106.635	104.650	100.412
Be 313.042	0.6801	0.6570	0.6392
Ca 370.602	385.6	386.4	380.9
Cd 226.502	-0.4510	-0.6377	0.0051
Co 228.615	0.9901	1.3403	1.3076
Cr 267.716	2.2423	2.5602	2.4848
Cu 324.754	22.2213	21.7483	21.0586
Fe 271.441	12135.6	11890.7	11517.3
K 766.491	3552.27	3495.38	3388.47
Mg 279.078	5671.88	5567.76	5386.72
Mn 257.610	187.653	184.384	178.371
Mo 202.032	-0.2613u	-0.5970u	1.4245
Na 330.237	197.844	-213.155u	136.278u
Ni 231.604	3.9387	4.0695	2.0359
Pb 220.353	-3.9801u	9.6871	-3.4179u
Sb 206.834	9.6510	5.6761	0.5169
Se 196.026	11.4056	10.8413	-1.2532u
Sn 189.925	-1.0600u	6.9089	3.5931
Sr 216.596	3.9937	5.1452	4.2614
Ti 334.941	1223.40	1200.13	1163.32
Tl 190.794	4.5605	-2.3788u	6.6224
V 292.401	20.6606	19.8959	18.5655
Zn 206.200	11.9043	14.9064	12.8840

Label	Sol'n Conc.	Units	SD	%RSD	Int. (c/s)
Ag 328.068	-0.1988	ppb	0.3685	185.3	-45.2424
Al 308.215	14736.7	ppb	382.963	2.6	51677.5
As 188.980	-4.1283	ppb	3.0314	73.4	-4.7386
B 249.678	-3.9474	ppb	0.4964	12.6	97.3214
Ba 389.178	103.899	ppb	3.1787	3.1	668.015
Be 313.042	0.6588	ppb	0.0205	3.1	644.757
Ca 370.602	384.3	ppb	2.975	0.8	251.5
Cd 226.502	-0.3612	ppb	0.3307	91.6	29.7050
Co 228.615	1.2127	ppb	0.1935	16.0	27.5764
Cr 267.716	2.4291	ppb	0.1661	6.8	63.8277
Cu 324.754	21.6761	ppb	0.5847	2.7	1004.61
Fe 271.441	11847.9	ppb	311.364	2.6	9202.50
K 766.491	3478.71	ppb	83.1651	2.4	76333.9
Mg 279.078	5542.12	ppb	144.295	2.6	8645.18
Mn 257.610	183.469	ppb	4.7084	2.6	21723.1
Mo 202.032	0.1887	ppb	1.0833	574.0	13.6895
Na 330.237	40.3222	ppb	221.666	549.7	33.4247
Ni 231.604	3.3480	ppb	1.1382	34.0	9.0599
Pb 220.353	0.7630	ppb	7.7336	1013.5	20.4258
Sb 206.834	5.2813	ppb	4.5799	86.7	2.4788
Se 196.026	6.9979	ppb	7.1512	102.2	3.3786
Sn 189.925	3.1473	ppb	4.0031	127.2	-10.1606
Sr 216.596	4.4668	ppb	0.6026	13.5	38.6418
Ti 334.941	1195.62	ppb	30.2900	2.5	135447
Tl 190.794	2.9347	ppb	4.7157	160.7	-11.3937
V 292.401	19.7073	ppb	1.0602	5.4	231.464
Zn 206.200	13.2315	ppb	1.5309	125.8	188465

E06052013.wvq. All Data Report 6/6/2013, 9:35:19 AM

680-90671-a-14-a^10 (Samp) 6/5/2013, 3:34:04 PM Rack 1, Tube 58**Weight: 1****Volume: 1****Dilution: 1**

Label	Replicates Concentration		
Ag 328.068	-0.1142u	0.1291	0.1263
Al 308.215	19657.8	19485.3	19310.8
As 188.980	6.5627	-1.5640u	4.9028
B 249.678	-2.2495u	-3.3264u	-2.7029u
Ba 389.178	141.047	136.543	138.554
Be 313.042	2.3964	2.3898	2.3510
Ca 370.602	74.89u	97.43u	113.7u
Cd 226.502	-0.0633	0.2847	-0.0896
Co 228.615	23.6394	25.2183	23.1094
Cr 267.716	15.6737	15.3568	15.1443
Cu 324.754	11.2544	10.7974	9.6977
Fe 271.441	31353.4	31035.0	30673.2
K 766.491	4811.73	4773.20	4733.07
Mg 279.078	8436.84	8371.12	8313.49
Mn 257.610	652.173	647.409	640.581
Mo 202.032	-0.4732u	0.8381	0.1944u
Na 330.237	163.523u	-179.425u	-131.378u
Ni 231.604	6.2823	8.5808	4.1919
Pb 220.353	9.5650	4.3806	3.2092
Sb 206.834	0.9490	-3.3021u	2.4547
Se 196.026	4.5496	2.4269	0.0621
Sn 189.925	13.5064	5.0347	3.2811
Sr 216.596	1.5924	1.1004	2.2934
Ti 334.941	987.288	980.310	969.066
Tl 190.794	-1.3731u	-20.1254u	4.7538
V 292.401	56.2691	56.9293	55.8187
Zn 206.200	35.9818	34.7042	34.8511

Label	Sol'n Conc.	Units	SD	%RSD	Int. (c/s)
Ag 328.068	0.0471	ppb	0.1396	296.7	-34.2801
Al 308.215	19484.6	ppb	173.527	0.9	68212.7
As 188.980	3.3005	ppb	4.2938	130.1	-1.2570
B 249.678	-2.7596	ppb	0.5407	19.6	78.5835
Ba 389.178	138.715	ppb	2.2562	1.6	911.697
Be 313.042	2.3791	ppb	0.0245	1.0	3042.99
Ca 370.602	95.33	ppb	19.48	20.4	-511.1
Cd 226.502	0.0440	ppb	0.2089	475.2	69.0220
Co 228.615	23.9890	ppb	1.0971	4.6	175.225
Cr 267.716	15.3916	ppb	0.2664	1.7	379.683
Cu 324.754	10.5832	ppb	0.8001	7.6	651.782
Fe 271.441	31020.5	ppb	340.359	1.1	24090.9
K 766.491	4772.67	ppb	39.3340	0.8	104545
Mg 279.078	8373.82	ppb	61.7203	0.7	13042.9
Mn 257.610	646.721	ppb	5.8264	0.9	76411.8
Mo 202.032	0.1865	ppb	0.6557	351.6	13.2875
Na 330.237	-49.0934	ppb	185.692	378.2	27.3876
Ni 231.604	6.3516	ppb	2.1952	34.6	13.9629
Pb 220.353	5.7183	ppb	3.3825	59.2	24.7788
Sb 206.834	0.0339	ppb	2.9855	8806.0	-0.2457
Se 196.026	2.3462	ppb	2.2448	95.7	1.7808
Sn 189.925	7.2741	ppb	5.4681	75.2	-8.3599
Sr 216.596	1.6621	ppb	0.5995	36.1	32.8273
Ti 334.941	978.888	ppb	9.1939	0.9	110900
Tl 190.794	-5.5815	ppb	12.9625	232.2	-15.6090
V 292.401	56.3390	ppb	0.5586	1.0	663.393
Zn 206.200	35.1790	ppb	0.6991	2.0	40.5535

E06052013.wvq. All Data Report 6/6/2013, 9:35:19 AM

680-90671-a-15-a (Samp) 6/5/2013, 3:38:40 PM Rack 1, Tube 59

Weight: 1

Volume: 1

Dilution: 1

Label	Replicates Concentration		
Ag 328.068	-1.0624u	0.0633	-0.2767u
Al 308.215	240200	241800	242946
As 188.980	9.4824	5.0031	1.0875u
B 249.678	31.3483u	30.1097u	30.7763u
Ba 389.178	1179.61	1183.48	1193.02
Be 313.042	38.3627	38.5524	38.7730
Ca 370.602	3551u	3577u	3586u
Cd 226.502	-1.4973	-2.1321	-1.9571
Co 228.615	108.447	109.349	109.543
Cr 267.716	402.541	404.339	405.695
Cu 324.754	49.2404	48.2544	49.6711
Fe 271.441	496653	498465	500993
K 766.491	31897.3	32026.4	32201.7
Mg 279.078	70352.1	70733.2	71026.1
Mn 257.610	2909.11	2921.65	2934.13
Mo 202.032	-0.3651u	2.2184u	1.1074u
Na 330.237	2138.94u	1976.56u	2218.85u
Ni 231.604	127.331	127.945	127.407
Pb 220.353	39.3639	38.9558	36.0345
Sb 206.834	-7.3054	3.6111	-0.6499
Se 196.026	-18.4624u	-19.5260u	-1.7368
Sn 189.925	23.7600	17.9306	26.4679
Sr 216.596	55.7567	57.4247	55.7571
Ti 334.941	30086.6	30249.4	30361.0
Tl 190.794	7.3566u	13.4361u	2.1203u
V 292.401	1788.06	1795.15	1804.07
Zn 206.200	207.906	213.071	210.815

Label	Sol'n Conc.	Units	SD	%RSD	Int. (c/s)
Ag 328.068	-0.4252	ppb	0.5774	135.8	-44.5330
Al 308.215	241648	ppb	1379.27	0.6	841942
As 188.980	5.1910	ppb	4.2006	80.9	-2.2697
B 249.678	30.7448	ppb	0.6199	2.0	-321.353
Ba 389.178	1185.37	ppb	6.9043	0.6	8175.41
Be 313.042	38.5627	ppb	0.2053	0.5	53469.7
Ca 370.602	3571	ppb	18.09	0.5	-3691
Cd 226.502	-1.8621	ppb	0.3279	17.6	783.105
Co 228.615	109.113	ppb	0.5846	0.5	1121.64
Cr 267.716	404.192	ppb	1.5821	0.4	9847.04
Cu 324.754	49.0553	ppb	0.7263	1.5	1965.97
Fe 271.441	498704	ppb	2179.75	0.4	387245
K 766.491	32041.8	ppb	152.784	0.5	699074
Mg 279.078	70703.8	ppb	337.963	0.5	109917
Mn 257.610	2921.63	ppb	12.5088	0.4	345702
Mo 202.032	0.9869	ppb	1.2959	131.3	5.2317
Na 330.237	2111.45	ppb	123.460	5.8	-57.3703
Ni 231.604	127.561	ppb	0.3347	0.3	208.956
Pb 220.353	38.1181	ppb	1.8159	4.8	55.1408
Sb 206.834	-1.4481	ppb	5.5019	379.9	7.3320
Se 196.026	-13.2417	ppb	9.9778	75.4	-2.3878
Sn 189.925	22.7195	ppb	4.3627	19.2	-1.6263
Sr 216.596	56.3129	ppb	0.9629	1.7	478.954
Ti 334.941	30232.3	ppb	137.976	0.5	3425180
Tl 190.794	7.6377	ppb	5.6631	74.1	-22.7925
V 292.401	1795.76	ppb	8.0232	0.4	21447.2
Zn 206.200	210.597	ppb	2.5893	127.3	215.513

E06052013.vvq. All Data Report 6/6/2013, 9:35:19 AM

680-90671-a-15-a^10 (Samp) 6/5/2013, 3:43:27 PM Rack 1, Tube 60

Weight: 1

Volume: 1

Dilution: 1

Label	Replicates Concentration		
Ag 328.068	-0.7587u	-0.8803u	-0.1856u
Al 308.215	25527.8	25579.1	25334.3
As 188.980	1.3054	0.3868u	0.9225
B 249.678	-0.2382u	-0.9908u	-1.7166u
Ba 389.178	125.580	124.235	125.204
Be 313.042	4.1483	4.1553	4.1010
Ca 370.602	518.8u	519.5u	527.3u
Cd 226.502	-0.1530	-0.0893	-0.1243
Co 228.615	12.8302	11.7206	11.6438
Cr 267.716	43.5628	43.8252	43.3503
Cu 324.754	5.0325	4.2451	4.3477
Fe 271.441	53979.2	53910.3	53453.1
K 766.491	3020.42	3032.96	3006.91
Mg 279.078	7684.34	7691.47	7615.61
Mn 257.610	314.663	314.988	312.003
Mo 202.032	-2.8555u	-1.2983u	-1.1154u
Na 330.237	302.444u	293.665u	70.5109u
Ni 231.604	12.6901	12.7839	11.9038
Pb 220.353	-1.0206u	1.4262	10.3411
Sb 206.834	-0.5881	3.1596	0.1368
Se 196.026	-16.9239u	0.6552	2.4678
Sn 189.925	1.1211	8.0615	7.8358
Sr 216.596	4.9943	6.5114	5.6838
Ti 334.941	3316.79	3322.78	3287.54
Tl 190.794	4.8854	-0.3117u	-6.6889u
V 292.401	192.777	192.108	190.787
Zn 206.200	25.3081	24.8624	23.7810

Label	Sol'n Conc.	Units	SD	%RSD	Int. (c/s)
Ag 328.068	-0.6082	ppb	0.3710	61.0	-60.6901
Al 308.215	25480.4	ppb	129.069	0.5	89085.7
As 188.980	0.8716	ppb	0.4614	52.9	-2.5621
B 249.678	-0.9818	ppb	0.7392	75.3	60.8623
Ba 389.178	125.006	ppb	0.6942	0.6	828.741
Be 313.042	4.1349	ppb	0.0296	0.7	5488.80
Ca 370.602	521.9	ppb	4.725	0.9	-281.7
Cd 226.502	-0.1222	ppb	0.0319	26.1	102.299
Co 228.615	12.0649	ppb	0.6639	5.5	127.156
Cr 267.716	43.5794	ppb	0.2379	0.5	1063.76
Cu 324.754	4.5418	ppb	0.4281	9.4	461.212
Fe 271.441	53780.9	ppb	285.924	0.5	41763.5
K 766.491	3020.10	ppb	13.0267	0.4	66335.1
Mg 279.078	7663.81	ppb	41.8945	0.5	11944.9
Mn 257.610	313.885	ppb	1.6374	0.5	37176.3
Mo 202.032	-1.7564	ppb	0.9562	54.4	7.3935
Na 330.237	222.207	ppb	131.446	59.2	26.6067
Ni 231.604	12.4593	ppb	0.4833	3.9	23.7960
Pb 220.353	3.5822	ppb	5.9799	166.9	23.2758
Sb 206.834	0.9028	ppb	1.9878	220.2	0.7311
Se 196.026	-4.6003	ppb	10.7110	232.8	-0.8115
Sn 189.925	5.6728	ppb	3.9435	69.5	-9.0590
Sr 216.596	5.7298	ppb	0.7596	13.3	61.3079
Ti 334.941	3309.04	ppb	18.8554	0.6	374883
Tl 190.794	-0.7051	ppb	5.7971	822.2	-14.0745
V 292.401	191.891	ppb	1.0127	0.5	2283.58
Zn 206.200	24.6505	ppb	0.7853	3.2	3072765

E06052013.vvq. All Data Report 6/6/2013, 9:35:19 AM

680-90671-a-16-a^10 (Samp) 6/5/2013, 3:57:13 PM Rack 2, Tube 3
Weight: 1 Volume: 1 Dilution: 1

Label	Replicates Concentration		
Ag 328.068	0.5789	-0.0918u	-1.0017u
Al 308.215	26524.4	26251.5	26019.9
As 188.980	1.6020	0.2833u	7.1243
B 249.678	4.0325u	3.3884u	2.7745u
Ba 389.178	162.492	164.025	161.902
Be 313.042	7.0360	6.9666	6.8964
Ca 370.602	872.1u	862.4u	863.1u
Cd 226.502	-0.6270	-0.6793	-0.1606
Co 228.615	27.3243	25.3979	26.2994
Cr 267.716	121.465	120.411	120.115
Cu 324.754	73.7351	72.8346	72.4125
Fe 271.441	55126.3	54591.8	54085.5
K 766.491	3977.40	3936.14	3889.69
Mg 279.078	14379.0	14240.7	14117.9
Mn 257.610	431.539	427.075	422.786
Mo 202.032	0.4049u	-0.0264u	0.3609u
Na 330.237	540.614	-189.786u	128.765u
Ni 231.604	74.8246	75.7194	74.7143
Pb 220.353	4.5444	7.1940	5.0694
Sb 206.834	-0.6585	-10.0812u	4.1412
Se 196.026	-2.8412u	2.4026	1.8806
Sn 189.925	10.0465	2.9440	0.9569
Sr 216.596	7.0231	9.2145	8.7962
Ti 334.941	1841.70	1824.94	1808.88
Tl 190.794	-3.7926u	7.3827	10.2977
V 292.401	169.837	167.189	165.952
Zn 206.200	38.9785	39.8404	38.4194

Label	Sol'n Conc.	Units	SD	%RSD	Int. (c/s)
Ag 328.068	-0.1716	ppb	0.7933	462.4	-43.3551
Al 308.215	26265.3	ppb	252.576	1.0	91822.0
As 188.980	3.0032	ppb	3.6294	120.9	-1.5304
B 249.678	3.3985	ppb	0.6290	18.5	114.068
Ba 389.178	162.806	ppb	1.0959	0.7	1087.55
Be 313.042	6.9663	ppb	0.0698	1.0	9438.57
Ca 370.602	865.9	ppb	5.449	0.6	-209.8
Cd 226.502	-0.4890	ppb	0.2856	58.4	95.7774
Co 228.615	26.3405	ppb	0.9639	3.7	202.237
Cr 267.716	120.664	ppb	0.7099	0.6	2923.57
Cu 324.754	72.9941	ppb	0.6755	0.9	2660.08
Fe 271.441	54601.2	ppb	520.440	1.0	42401.2
K 766.491	3934.41	ppb	43.8794	1.1	86269.2
Mg 279.078	14245.9	ppb	130.667	0.9	22174.7
Mn 257.610	427.133	ppb	4.3766	1.0	50564.5
Mo 202.032	0.2464	ppb	0.2373	96.3	12.9216
Na 330.237	159.865	ppb	366.192	229.1	27.7016
Ni 231.604	75.0861	ppb	0.5512	0.7	121.596
Pb 220.353	5.6026	ppb	1.4029	25.0	25.1603
Sb 206.834	-2.1995	ppb	7.2354	329.0	-0.6689
Se 196.026	0.4807	ppb	2.8886	601.0	1.1055
Sn 189.925	4.6491	ppb	4.7787	102.8	-9.5057
Sr 216.596	8.3446	ppb	1.1634	13.9	73.5987
Ti 334.941	1825.17	ppb	16.4132	0.9	206787
Tl 190.794	4.6293	ppb	7.4378	160.7	-11.8331
V 292.401	167.659	ppb	1.9850	1.2	1984.75
Zn 206.200	39.0794	ppb	0.7159	1.8	442993

E06052013.wvq. All Data Report 6/6/2013, 9:35:19 AM

680-90671-a-17-a^10 (Samp) **6/5/2013, 4:01:48 PM** **Rack 2, Tube 4**
Weight: 1 **Volume: 1** **Dilution: 1**

Label	Replicates Concentration		
Ag 328.068	0.0520	-0.4134u	-0.8647u
Al 308.215	30812.4	30283.8	30067.7
As 188.980	-3.3645u	-0.5513u	7.2844
B 249.678	1.8776u	1.6151u	1.0745u
Ba 389.178	238.428	235.863	234.578
Be 313.042	9.9588	9.8156	9.7030
Ca 370.602	2720	2696	2699
Cd 226.502	-0.0386	-0.4053	-0.5949
Co 228.615	29.9459	28.2880	27.8426
Cr 267.716	46.9565	46.2328	45.7227
Cu 324.754	7.8925	6.3680	6.6463
Fe 271.441	65267.0	64049.1	63351.6
K 766.491	10834.4	10632.2	10548.8
Mg 279.078	23860.7	23497.9	23317.1
Mn 257.610	1323.56	1302.02	1291.22
Mo 202.032	-1.1976u	-0.3202u	0.5598
Na 330.237	360.393u	123.785u	275.318u
Ni 231.604	43.2625	42.7148	42.3455
Pb 220.353	-3.3117u	1.5069	1.7885
Sb 206.834	4.5695	4.3060	-7.5186u
Se 196.026	-2.5706u	2.8625	-0.7074
Sn 189.925	10.5815	8.7849	13.2852
Sr 216.596	27.2579	27.1054	26.2109
Ti 334.941	2851.93	2805.60	2776.33
Tl 190.794	1.9329u	3.5082u	5.9165
V 292.401	218.444	216.018	212.656
Zn 206.200	86.5790	84.2685	84.6792

Label	Sol'n Conc.	Units	SD	%RSD	Int. (c/s)
Ag 328.068	-0.4087	ppb	0.4583	112.1	-50.9982
Al 308.215	30388.0	ppb	383.092	1.3	106179
As 188.980	1.1228	ppb	5.5183	491.5	-2.4838
B 249.678	1.5224	ppb	0.4095	26.9	73.8723
Ba 389.178	236.290	ppb	1.9601	0.8	1591.60
Be 313.042	9.8258	ppb	0.1282	1.3	13425.5
Ca 370.602	2705	ppb	13.30	0.5	1461
Cd 226.502	-0.3463	ppb	0.2828	81.7	114.449
Co 228.615	28.6922	ppb	1.1084	3.9	230.458
Cr 267.716	46.3040	ppb	0.6200	1.3	1132.36
Cu 324.754	6.9689	ppb	0.8119	11.6	541.032
Fe 271.441	64222.6	ppb	969.416	1.5	49872.2
K 766.491	10671.8	ppb	146.821	1.4	233160
Mg 279.078	23558.5	ppb	276.838	1.2	36640.4
Mn 257.610	1305.60	ppb	16.4654	1.3	154249
Mo 202.032	-0.3193	ppb	0.8787	275.2	11.1396
Na 330.237	253.165	ppb	119.850	47.3	26.2290
Ni 231.604	42.7743	ppb	0.4614	1.1	71.2504
Pb 220.353	-0.0054	ppb	2.8668	52743.3	21.1124
Sb 206.834	0.4523	ppb	6.9043	1526.5	0.6391
Se 196.026	-0.1385	ppb	2.7609	1993.6	1.0638
Sn 189.925	10.8839	ppb	2.2653	20.8	-6.7843
Sr 216.596	26.8581	ppb	0.5656	2.1	166.264
Ti 334.941	2811.29	ppb	38.1170	1.4	318523
Tl 190.794	3.7859	ppb	2.0063	53.0	-12.6197
V 292.401	215.706	ppb	2.9064	1.3	2562.05
Zn 206.200	85.1755	ppb	1.2326	1.4	89.9263

E06052013.wvq. All Data Report 6/6/2013, 9:35:19 AM

680-90671-a-18-a^5 (Samp) 6/5/2013, 4:06:22 PM Rack 2, Tube 5

Weight: 1

Volume: 1

Dilution: 1

Label	Replicates Concentration		
Ag 328.068	1.2137	0.9873	0.8872
Al 308.215	37733.2	36840.3	36347.3
As 188.980	2.6036	-3.2386u	9.0411
B 249.678	2.7741u	1.9758u	1.9946u
Ba 389.178	167.615	164.084	160.357
Be 313.042	3.6501	3.5610	3.5034
Ca 370.602	1090u	1094u	1098u
Cd 226.502	0.1458	0.3701	0.5124
Co 228.615	49.0480	48.7873	48.1679
Cr 267.716	93.4590	91.0332	89.9322
Cu 324.754	61.2128	58.7086	58.5155
Fe 271.441	70231.0	68454.9	67461.8
K 766.491	4427.70	4329.56	4274.71
Mg 279.078	8162.47	7953.25	7866.46
Mn 257.610	687.467	672.524	662.971
Mo 202.032	-0.2412u	-0.2643u	-1.3563u
Na 330.237	239.429u	47.8925u	263.939u
Ni 231.604	23.7566	20.6152	22.0099
Pb 220.353	54.2241	49.2975	43.1745
Sb 206.834	0.8267	2.3644	10.0803
Se 196.026	10.3915	-6.9485u	9.7446
Sn 189.925	4.6525	9.8897	9.7492
Sr 216.596	10.5889	9.7019	10.0994
Ti 334.941	2723.74	2654.73	2619.49
Tl 190.794	-3.2870u	-0.2217u	4.7288
V 292.401	238.891	233.761	229.226
Zn 206.200	258.975	251.295	244.015

Label	Sol'n Conc.	Units	SD	%RSD	Int. (c/s)
Ag 328.068	1.0294	ppb	0.1673	16.3	4.9368
Al 308.215	36973.6	ppb	702.510	1.9	129117
As 188.980	2.8020	ppb	6.1422	219.2	-1.6557
B 249.678	2.2482	ppb	0.4555	20.3	75.1457
Ba 389.178	164.019	ppb	3.6292	2.2	1096.87
Be 313.042	3.5715	ppb	0.0739	2.1	4702.35
Ca 370.602	1094	ppb	4.376	0.4	-195.1
Cd 226.502	0.3427	ppb	0.1848	53.9	135.727
Co 228.615	48.6677	ppb	0.4520	0.9	360.331
Cr 267.716	91.4748	ppb	1.8044	2.0	2221.72
Cu 324.754	59.4789	ppb	1.5046	2.5	2228.28
Fe 271.441	68715.9	ppb	1402.97	2.0	53362.4
K 766.491	4343.99	ppb	77.5123	1.8	95199.0
Mg 279.078	7994.06	ppb	152.168	1.9	12453.5
Mn 257.610	674.320	ppb	12.3464	1.8	79719.3
Mo 202.032	-0.6206	ppb	0.6372	102.7	10.2109
Na 330.237	183.753	ppb	118.295	64.4	22.0858
Ni 231.604	22.1272	ppb	1.5740	7.1	39.0373
Pb 220.353	48.8987	ppb	5.5356	11.3	57.5411
Sb 206.834	4.4238	ppb	4.9586	112.1	3.2152
Se 196.026	4.3959	ppb	9.8298	223.6	2.6480
Sn 189.925	8.0972	ppb	2.9840	36.9	-8.0010
Sr 216.596	10.1301	ppb	0.4443	4.4	88.1551
Ti 334.941	2665.99	ppb	53.0277	2.0	302033
Tl 190.794	0.4067	ppb	4.0447	994.5	-14.0277
V 292.401	233.959	ppb	4.8356	2.1	2776.05
Zn 206.200	251.429	ppb	7.4899	3.0	253.520

E06052013.wvq. All Data Report 6/6/2013, 9:35:19 AM

680-90671-a-26-a^10 (Samp) 6/5/2013, 4:10:57 PM Rack 2, Tube 6**Weight: 1****Volume: 1****Dilution: 1**

Label	Replicates Concentration		
Ag 328.068	-0.1720u	0.4313	-0.4968u
Al 308.215	49187.8	47745.6	46456.6
As 188.980	6.1342	-5.2588u	2.6947
B 249.678	-1.0028u	-1.9967u	-0.9571u
Ba 389.178	99.8051	95.0498	94.0551
Be 313.042	0.9481	0.9308	0.8920
Ca 370.602	325.2u	337.8u	334.7u
Cd 226.502	-0.0750	-0.1918	0.1351
Co 228.615	12.6247	12.8536	11.1660
Cr 267.716	47.4804	45.3719	44.3602
Cu 324.754	22.2167	21.2789	20.9369
Fe 271.441	33433.5	32479.9	31556.5
K 766.491	4198.61	4072.33	3989.36
Mg 279.078	5326.11	5187.89	5040.30
Mn 257.610	396.670	385.470	375.794
Mo 202.032	1.1602	1.5864	0.5277
Na 330.237	70.0347u	-153.853u	-59.7851u
Ni 231.604	13.2651	11.9637	11.9631
Pb 220.353	30.3565	35.9128	26.2030
Sb 206.834	-5.4741u	6.8161	1.5323
Se 196.026	2.3852	6.4684	-3.6145u
Sn 189.925	7.1503	6.1274	-0.3293u
Sr 216.596	10.3369	9.3744	8.4183
Ti 334.941	1437.46	1397.53	1357.39
Tl 190.794	7.6030	4.6908	-2.6307u
V 292.401	85.2773	81.4386	82.0438
Zn 206.200	59.1740	59.1718	56.1605

Label	Sol'n Conc.	Units	SD	%RSD	Int. (c/s)
Ag 328.068	-0.0792	ppb	0.4710	595.0	-39.9044
Al 308.215	47796.7	ppb	1366.35	2.9	166835
As 188.980	1.1900	ppb	5.8437	491.1	-2.0748
B 249.678	-1.3189	ppb	0.5875	44.5	93.9383
Ba 389.178	96.3033	ppb	3.0732	3.2	625.388
Be 313.042	0.9236	ppb	0.0287	3.1	1014.24
Ca 370.602	332.6	ppb	6.563	2.0	-256.4
Cd 226.502	-0.0439	ppb	0.1657	377.5	69.4985
Co 228.615	12.2148	ppb	0.9154	7.5	103.105
Cr 267.716	45.7375	ppb	1.5919	3.5	1112.24
Cu 324.754	21.4775	ppb	0.6626	3.1	1001.81
Fe 271.441	32489.9	ppb	938.529	2.9	25231.3
K 766.491	4086.77	ppb	105.370	2.6	89591.0
Mg 279.078	5184.77	ppb	142.930	2.8	8082.96
Mn 257.610	385.978	ppb	10.4468	2.7	45640.7
Mo 202.032	1.0914	ppb	0.5327	48.8	15.7358
Na 330.237	-47.8678	ppb	112.419	234.9	26.0327
Ni 231.604	12.3973	ppb	0.7516	6.1	23.4424
Pb 220.353	30.8241	ppb	4.8718	15.8	43.1431
Sb 206.834	0.9581	ppb	6.1652	643.5	0.4509
Se 196.026	1.7464	ppb	5.0717	290.4	1.5123
Sn 189.925	4.3161	ppb	4.0555	94.0	-9.6508
Sr 216.596	9.3765	ppb	0.9593	10.2	70.2221
Ti 334.941	1397.46	ppb	40.0346	2.9	158315
Tl 190.794	3.2210	ppb	5.2728	163.7	-11.8543
V 292.401	82.9199	ppb	2.0639	2.5	980.053
Zn 206.200	58.1688	ppb	1.7392	3.0	62.1228

E06052013.vvq. All Data Report 6/6/2013, 9:35:19 AM

680-90671-a-26-b ms (Samp) 6/5/2013, 4:15:32 PM Rack 2, Tube 7
Weight: 1 Volume: 1 Dilution: 1

Label	Replicates Concentration		
Ag 328.068	5.7261	5.1362	6.9634
Al 308.215	54233.5	54022.0	53682.8
As 188.980	8.0151	22.4946	6.2867
B 249.678	19.7820	19.6100	18.7824
Ba 389.178	116.188	110.703	110.800
Be 313.042	7.1058	7.0635	7.0094
Ca 370.602	892.2	904.2	915.7
Cd 226.502	6.0697	5.8060	5.6249
Co 228.615	20.6541	21.0309	20.8141
Cr 267.716	53.5499	53.2849	52.8143
Cu 324.754	36.5415	35.7285	35.8827
Fe 271.441	34256.8	34065.1	33837.7
K 766.491	4860.90	4836.48	4799.00
Mg 279.078	5765.84	5732.75	5701.78
Mn 257.610	509.396	506.831	502.954
Mo 202.032	12.3766	11.1851	11.4062
Na 330.237	855.139	978.231	429.732
Ni 231.604	25.8547	24.0955	25.5756
Pb 220.353	43.7200	38.3035	39.7531
Sb 206.834	-0.2001	5.7284	3.6472
Se 196.026	7.0770	14.3070	17.4653
Sn 189.925	20.0295	24.8684	25.0604
Sr 216.596	17.3510	17.7530	18.1731
Ti 334.941	1447.35	1440.69	1430.66
Tl 190.794	2.6761	0.8683u	4.1938
V 292.401	97.4694	96.7521	96.6850
Zn 206.200	73.5533	72.9896	72.5731

Label	Sol'n Conc.	Units	SD	%RSD	Int. (c/s)
Ag 328.068	5.9419	ppb	0.9325	15.7	198.288
Al 308.215	53979.4	ppb	277.774	0.5	188371
As 188.980	12.2655	ppb	8.9008	72.6	3.3157
B 249.678	19.3915	ppb	0.5344	2.8	348.071
Ba 389.178	112.563	ppb	3.1392	2.8	735.545
Be 313.042	7.0596	ppb	0.0483	0.7	9571.58
Ca 370.602	904.0	ppb	11.73	1.3	254.3
Cd 226.502	5.8335	ppb	0.2237	3.8	193.637
Co 228.615	20.8330	ppb	0.1891	0.9	160.284
Cr 267.716	53.2164	ppb	0.3725	0.7	1293.21
Cu 324.754	36.0509	ppb	0.4318	1.2	1470.27
Fe 271.441	34053.2	ppb	209.790	0.6	26445.7
K 766.491	4832.13	ppb	31.1760	0.6	105841
Mg 279.078	5733.46	ppb	32.0393	0.6	8933.30
Mn 257.610	506.394	ppb	3.2434	0.6	59850.6
Mo 202.032	11.6560	ppb	0.6338	5.4	44.8236
Na 330.237	754.367	ppb	287.800	38.2	50.5694
Ni 231.604	25.1753	ppb	0.9455	3.8	43.4078
Pb 220.353	40.5922	ppb	2.8040	6.9	50.4013
Sb 206.834	3.0585	ppb	3.0078	98.3	1.6889
Se 196.026	12.9498	ppb	5.3255	41.1	5.7154
Sn 189.925	23.3194	ppb	2.8508	12.2	-1.3567
Sr 216.596	17.7590	ppb	0.4111	2.3	110.764
Ti 334.941	1439.57	ppb	8.3980	0.6	163087
Tl 190.794	2.5794	ppb	1.6648	64.5	-12.1820
V 292.401	96.9688	ppb	0.4348	0.4	1145.74
Zn 206.200	73.0387	ppb	0.4919	0.7	3777542

E06052013.wvq. All Data Report 6/6/2013, 9:35:19 AM

680-90671-a-26-c msd (Samp) 6/5/2013, 4:20:07 PM Rack 2, Tube 8
 Weight: 1 Volume: 1 Dilution: 1

Label	Replicates Concentration		
Ag 328.068	6.1740	6.4474	5.4646
Al 308.215	54119.0	52991.5	52010.8
As 188.980	19.4622	5.4013	13.9743
B 249.678	20.4328	19.5107	19.5359
Ba 389.178	124.696	122.102	118.283
Be 313.042	7.2235	7.0900	6.9724
Ca 370.602	910.6	911.6	895.7
Cd 226.502	6.5372	5.8790	5.7356
Co 228.615	24.3819	22.5857	21.0870
Cr 267.716	53.3402	51.9331	50.5908
Cu 324.754	37.1385	35.6373	35.4903
Fe 271.441	33765.5	33125.4	32364.9
K 766.491	5649.97	5533.53	5410.38
Mg 279.078	6662.27	6532.48	6415.10
Mn 257.610	570.505	558.805	547.822
Mo 202.032	9.8665	13.4665	10.3734
Na 330.237	956.931	799.415	445.213
Ni 231.604	25.2348	24.2823	24.7815
Pb 220.353	39.9175	36.2175	37.2024
Sb 206.834	-0.5358	-1.9287u	10.9836
Se 196.026	3.1284	4.7334	12.3449
Sn 189.925	22.5263	31.7791	23.2895
Sr 216.596	16.9780	17.3195	16.3955
Ti 334.941	1610.65	1579.88	1549.04
Tl 190.794	2.1585u	2.1404u	9.7233
V 292.401	92.0843	90.2075	87.9182
Zn 206.200	78.2358	78.4979	74.6065

Label	Sol'n Conc.	Units	SD	%RSD	Int. (c/s)
Ag 328.068	6.0287	ppb	0.5073	8.4	201.840
Al 308.215	53040.4	ppb	1054.97	2.0	185101
As 188.980	12.9460	ppb	7.0866	54.7	3.6452
B 249.678	19.8265	ppb	0.5252	2.6	355.118
Ba 389.178	121.694	ppb	3.2255	2.7	797.003
Be 313.042	7.0953	ppb	0.1256	1.8	9621.55
Ca 370.602	906.0	ppb	8.917	1.0	301.7
Cd 226.502	6.0506	ppb	0.4274	7.1	196.611
Co 228.615	22.6849	ppb	1.6497	7.3	174.269
Cr 267.716	51.9547	ppb	1.3748	2.6	1262.91
Cu 324.754	36.0887	ppb	0.9121	2.5	1471.33
Fe 271.441	33085.3	ppb	701.150	2.1	25694.2
K 766.491	5531.29	ppb	119.814	2.2	121085
Mg 279.078	6536.62	ppb	123.638	1.9	10181.2
Mn 257.610	559.044	ppb	11.3430	2.0	66063.8
Mo 202.032	11.2355	ppb	1.9487	17.3	43.6874
Na 330.237	733.853	ppb	262.083	35.7	49.7577
Ni 231.604	24.7662	ppb	0.4764	1.9	42.7543
Pb 220.353	37.7791	ppb	1.9163	5.1	48.2577
Sb 206.834	2.8397	ppb	7.0871	249.6	1.5463
Se 196.026	6.7356	ppb	4.9237	73.1	3.4061
Sn 189.925	25.8650	ppb	5.1360	19.9	-0.2457
Sr 216.596	16.8977	ppb	0.4672	2.8	106.280
Ti 334.941	1579.86	ppb	30.8072	2.0	178981
Tl 190.794	4.6741	ppb	4.3728	93.6	-11.2725
V 292.401	90.0700	ppb	2.0865	2.3	1065.08
Zn 206.200	77.1134	ppb	2.1750	2.8	817.622

E06052013.wvq. All Data Report 6/6/2013, 9:35:19 AM

680-90671-a-35-a (Samp) 6/5/2013, 4:24:42 PM Rack 2, Tube 9
 Weight: 1 Volume: 1 Dilution: 1

Label	Replicates Concentration		
Ag 328.068	-2.8409u	-3.4005u	-1.9912u
Al 308.215	395949	403176	402798
As 188.980	39.8507	28.7378	29.8574
B 249.678	57.7595u	56.6585u	54.8943u
Ba 389.178	433.713	437.490	439.019
Be 313.042	10.8278	11.0056	10.9831
Ca 370.602	3441u	3147u	3195u
Cd 226.502	-1.6948	-0.0227	-1.3414
Co 228.615	51.8503	53.0051	52.7807
Cr 267.716	819.382	834.733	834.905
Cu 324.754	371.323	376.516	376.416
Fe 271.441	718348	733015	731606
K 766.491	6617.11	6721.92	6692.74
Mg 279.078	7970.27	8069.31	8082.44
Mn 257.610	2502.71	2541.09	2535.22
Mo 202.032	5.8164	5.2486u	5.7067u
Na 330.237	1861.93u	1919.76u	1489.72u
Ni 231.604	144.686	152.581	144.749
Pb 220.353	145.050	139.881	151.198
Sb 206.834	-2.9997	7.8545	24.1746
Se 196.026	9.6919	-1.5963	-8.2145u
Sn 189.925	27.3136	40.1257	27.7434
Sr 216.596	45.5719	48.8178	49.0018
Ti 334.941	20090.4	20405.3	20444.2
Tl 190.794	-11.2926u	-6.2798u	-9.7883u
V 292.401	2610.73	2656.20	2652.57
Zn 206.200	219.091	226.470	225.538

Label	Sol'n Conc.	Units	SD	%RSD	Int. (c/s)
Ag 328.068	-2.7442	ppb	0.7096	25.9	-134.113
Al 308.215	400641	ppb	4067.41	1.0	1395711
As 188.980	32.8153	ppb	6.1185	18.6	10.5203
B 249.678	56.4374	ppb	1.4454	2.6	-404.687
Ba 389.178	436.741	ppb	2.7313	0.6	3202.03
Be 313.042	10.9388	ppb	0.0968	0.9	14927.0
Ca 370.602	3261	ppb	157.9	4.8	-11090
Cd 226.502	-1.0196	ppb	0.8813	86.4	1171.25
Co 228.615	52.5453	ppb	0.6123	1.2	626.776
Cr 267.716	829.674	ppb	8.9133	1.1	20132.0
Cu 324.754	374.752	ppb	2.9694	0.8	12465.7
Fe 271.441	727657	ppb	8092.22	1.1	565018
K 766.491	6677.25	ppb	54.0940	0.8	146069
Mg 279.078	8040.67	ppb	61.3277	0.8	12514.5
Mn 257.610	2526.34	ppb	20.6748	0.8	299135
Mo 202.032	5.5905	ppb	0.3012	5.4	12.8873
Na 330.237	1757.14	ppb	233.390	13.3	-88.9521
Ni 231.604	147.338	ppb	4.5400	3.1	242.843
Pb 220.353	145.376	ppb	5.6656	3.9	143.351
Sb 206.834	9.6765	ppb	13.6785	141.4	18.9207
Se 196.026	-0.0397	ppb	9.0541	22830.9	3.0602
Sn 189.925	31.7276	ppb	7.2762	22.9	2.3015
Sr 216.596	47.7972	ppb	1.9293	4.0	529.599
Ti 334.941	20313.3	ppb	193.982	1.0	2301346
Tl 190.794	-9.1203	ppb	2.5723	28.2	-36.1367
V 292.401	2639.83	ppb	25.2687	1.0	31362.2
Zn 206.200	223.700	ppb	4.0184	1.8	228.964

E06052013.vvq. All Data Report 6/6/2013, 9:35:19 AM

680-90671-a-36-a^10 (Samp) 6/5/2013, 4:29:18 PM Rack 2, Tube 10**Weight: 1****Volume: 1****Dilution: 1**

Label	Replicates Concentration		
Ag 328.068	-0.7156u	-0.1715u	-0.2937u
Al 308.215	48053.9	47571.0	47491.8
As 188.980	2.6090	-6.0686u	6.1458
B 249.678	0.1265u	-0.5774u	0.0148u
Ba 389.178	104.137	103.479	102.256
Be 313.042	0.9447	0.9338	0.9243
Ca 370.602	236.8u	287.0u	290.0u
Cd 226.502	-0.0742	-0.5200	-0.6059
Co 228.615	10.5417	11.8356	11.6264
Cr 267.716	58.6551	58.1003	57.6037
Cu 324.754	33.6964	32.5475	32.5271
Fe 271.441	59051.6	58371.8	58143.6
K 766.491	3186.31	3159.01	3157.21
Mg 279.078	4128.87	4083.21	4084.63
Mn 257.610	243.854	240.786	240.628
Mo 202.032	0.3436u	0.6571	0.2358u
Na 330.237	258.991u	161.152u	142.945u
Ni 231.604	21.6787	18.5345	23.3640
Pb 220.353	24.3601	21.7833	26.3988
Sb 206.834	-10.5219u	-10.7564u	-4.2632u
Se 196.026	-1.4252u	5.7020	13.4952
Sn 189.925	0.2074	10.5034	11.3655
Sr 216.596	1.7268	3.3231	4.3162
Ti 334.941	2197.82	2173.71	2168.82
Tl 190.794	-6.0862u	-3.7573u	-5.4712u
V 292.401	188.310	186.460	186.326
Zn 206.200	47.3830	45.3129	46.4690

Label	Sol'n Conc.	Units	SD	%RSD	Int. (c/s)
Ag 328.068	-0.3936	ppb	0.2855	72.5	-52.2950
Al 308.215	47705.6	ppb	304.264	0.6	166507
As 188.980	0.8954	ppb	6.2849	701.9	-2.4188
B 249.678	-0.1454	ppb	0.3783	260.2	63.0640
Ba 389.178	103.291	ppb	0.9546	0.9	682.320
Be 313.042	0.9343	ppb	0.0102	1.1	1026.09
Ca 370.602	271.3	ppb	29.86	11.0	-812.7
Cd 226.502	-0.4000	ppb	0.2854	71.3	104.069
Co 228.615	11.3346	ppb	0.6946	6.1	107.906
Cr 267.716	58.1197	ppb	0.5260	0.9	1414.21
Cu 324.754	32.9237	ppb	0.6693	2.0	1373.75
Fe 271.441	58522.3	ppb	472.374	0.8	45445.0
K 766.491	3167.51	ppb	16.3093	0.5	69549.1
Mg 279.078	4098.90	ppb	25.9575	0.6	6400.32
Mn 257.610	241.756	ppb	1.8181	0.8	28659.1
Mo 202.032	0.4122	ppb	0.2189	53.1	13.2865
Na 330.237	187.696	ppb	62.4111	33.3	26.9743
Ni 231.604	21.1924	ppb	2.4512	11.6	37.5016
Pb 220.353	24.1807	ppb	2.3130	9.6	38.8319
Sb 206.834	-8.5138	ppb	3.6830	43.3	-4.6435
Se 196.026	5.9240	ppb	7.4627	126.0	3.1107
Sn 189.925	7.3588	ppb	6.2083	84.4	-8.3233
Sr 216.596	3.1221	ppb	1.3063	41.8	50.6185
Ti 334.941	2180.12	ppb	15.5253	0.7	246982
Tl 190.794	-5.1049	ppb	1.2069	23.6	-16.0695
V 292.401	187.032	ppb	1.1089	0.6	2217.82
Zn 206.200	46.3883	ppb	1.0374	2.2	51.6739

E06052013.wvq. All Data Report 6/6/2013, 9:35:19 AM

680-90671-a-37-a^10 (Samp) 6/5/2013, 4:33:54 PM Rack 2, Tube 11

Weight: 1

Volume: 1

Dilution: 1

Label	Replicates Concentration		
Ag 328.068	-0.0078	-0.8030u	-0.3676u
Al 308.215	43563.8	43176.7	42326.5
As 188.980	0.7981	1.8198	3.0384
B 249.678	-1.2777u	-2.0835u	-1.7793u
Ba 389.178	336.169	337.087	326.283
Be 313.042	1.5620	1.5742	1.5223
Ca 370.602	243.4u	251.6u	249.5u
Cd 226.502	-0.1060	-0.2006	-0.2616
Co 228.615	81.8688	82.7812	80.0445
Cr 267.716	117.958	116.747	115.350
Cu 324.754	11.4051	12.3756	11.2383
Fe 271.441	47314.4	46977.7	45963.4
K 766.491	8676.88	8592.34	8408.31
Mg 279.078	10547.7	10439.0	10233.9
Mn 257.610	658.856	652.107	639.323
Mo 202.032	0.8352	-0.1230u	0.9316
Na 330.237	117.515u	242.618u	379.987u
Ni 231.604	55.7570	57.0578	52.0751
Pb 220.353	5.0569	6.5063	5.7747
Sb 206.834	2.9671	0.7900	1.6461
Se 196.026	5.9967	7.3172	-0.8048u
Sn 189.925	6.0740	6.7459	-0.9627u
Sr 216.596	3.3139	2.7562	2.5926
Ti 334.941	2939.05	2912.73	2858.22
Tl 190.794	-1.1495u	-13.9235u	-0.0965u
V 292.401	141.311	139.783	137.055
Zn 206.200	122.113	127.098	122.893

Label	Sol'n Conc.	Units	SD	%RSD	Int. (c/s)
Ag 328.068	-0.3928	ppb	0.3982	101.4	-51.4305
Al 308.215	43022.4	ppb	632.949	1.5	150196
As 188.980	1.8854	ppb	1.1216	59.5	-1.8844
B 249.678	-1.7135	ppb	0.4069	23.7	64.1266
Ba 389.178	333.180	ppb	5.9900	1.8	2224.40
Be 313.042	1.5528	ppb	0.0271	1.7	1889.49
Ca 370.602	248.2	ppb	4.257	1.7	-434.1
Cd 226.502	-0.1894	ppb	0.0784	41.4	89.5434
Co 228.615	81.5648	ppb	1.3934	1.7	579.674
Cr 267.716	116.685	ppb	1.3050	1.1	2828.33
Cu 324.754	11.6730	ppb	0.6141	5.3	689.259
Fe 271.441	46751.9	ppb	703.242	1.5	36309.7
K 766.491	8559.18	ppb	137.324	1.6	187100
Mg 279.078	10406.8	ppb	159.351	1.5	16200.0
Mn 257.610	650.095	ppb	9.9207	1.5	76840.6
Mo 202.032	0.5479	ppb	0.5830	106.4	13.9210
Na 330.237	246.706	ppb	131.284	53.2	28.6873
Ni 231.604	54.9633	ppb	2.5844	4.7	90.0059
Pb 220.353	5.7793	ppb	0.7247	12.5	24.6642
Sb 206.834	1.8011	ppb	1.0968	60.9	1.5136
Se 196.026	4.1697	ppb	4.3584	104.5	2.5022
Sn 189.925	3.9524	ppb	4.2698	108.0	-9.8098
Sr 216.596	2.8876	ppb	0.3781	13.1	44.5741
Ti 334.941	2903.34	ppb	41.2256	1.4	328926
Tl 190.794	-5.0565	ppb	7.6971	152.2	-15.7259
V 292.401	139.383	ppb	2.1562	1.5	1657.33
Zn 206.200	124.035	ppb	2.6818	2.1	127.892

E06052013.vvq. All Data Report 6/6/2013, 9:35:19 AM

680-90671-a-38-a^10 (Samp) 6/5/2013, 4:38:30 PM Rack 2, Tube 12**Weight: 1****Volume: 1****Dilution: 1**

Label	Replicates Concentration		
Ag 328.068	-0.7588u	-0.0064	-0.6793u
Al 308.215	51961.5	51759.3	51091.4
As 188.980	7.8109	-0.0039u	2.4806
B 249.678	-0.2875u	0.1531u	-0.1215u
Ba 389.178	183.920	184.621	181.990
Be 313.042	2.5405	2.5623	2.5151
Ca 370.602	261.7u	273.2u	310.8u
Cd 226.502	-0.3920	-0.4184	-0.4701
Co 228.615	60.6814	60.0790	58.9066
Cr 267.716	191.150	190.567	187.643
Cu 324.754	57.8861	58.2402	57.3807
Fe 271.441	74032.9	73917.5	72877.2
K 766.491	18338.7	18220.6	18041.7
Mg 279.078	27853.5	27811.5	27450.8
Mn 257.610	1044.98	1041.69	1029.12
Mo 202.032	0.4722u	-0.8887u	0.5912
Na 330.237	470.388u	638.453u	665.036u
Ni 231.604	83.0192	80.9171	80.0279
Pb 220.353	11.7013	12.7161	11.2212
Sb 206.834	-8.6772u	-0.4556	-0.1035
Se 196.026	-13.2783u	-0.4163	7.1977
Sn 189.925	6.6489	7.8820	5.7701
Sr 216.596	4.6148	4.6187	4.3409
Ti 334.941	2816.45	2812.71	2772.97
Tl 190.794	-10.9460u	-4.1535u	-9.9595u
V 292.401	249.863	249.808	246.801
Zn 206.200	188.111	188.961	184.068

Label	Sol'n Conc.	Units	SD	%RSD	Int. (c/s)
Ag 328.068	-0.4815	ppb	0.4133	85.8	-53.8867
Al 308.215	51604.1	ppb	455.357	0.9	180080
As 188.980	3.4292	ppb	3.9928	116.4	-1.2799
B 249.678	-0.0853	ppb	0.2225	260.9	37.4467
Ba 389.178	183.510	ppb	1.3623	0.7	1244.61
Be 313.042	2.5393	ppb	0.0236	0.9	3261.75
Ca 370.602	281.9	ppb	25.66	9.1	-1058
Cd 226.502	-0.4269	ppb	0.0397	9.3	128.053
Co 228.615	59.8890	ppb	0.9025	1.5	436.263
Cr 267.716	189.787	ppb	1.8791	1.0	4596.48
Cu 324.754	57.8357	ppb	0.4319	0.7	2176.38
Fe 271.441	73609.2	ppb	636.569	0.9	57162.6
K 766.491	18200.3	ppb	149.499	0.8	397298
Mg 279.078	27705.3	ppb	221.405	0.8	43086.0
Mn 257.610	1038.60	ppb	8.3682	0.8	122782
Mo 202.032	0.0582	ppb	0.8222	1412.7	11.9746
Na 330.237	591.292	ppb	105.547	17.9	34.1626
Ni 231.604	81.3214	ppb	1.5361	1.9	131.534
Pb 220.353	11.8796	ppb	0.7632	6.4	30.0548
Sb 206.834	-3.0788	ppb	4.8516	157.6	-0.5892
Se 196.026	-2.1657	ppb	10.3495	477.9	0.2830
Sn 189.925	6.7670	ppb	1.0609	15.7	-8.5817
Sr 216.596	4.5248	ppb	0.1592	3.5	62.8874
Ti 334.941	2800.71	ppb	24.0972	0.9	317333
Tl 190.794	-8.3530	ppb	3.6701	43.9	-17.9546
V 292.401	248.824	ppb	1.7521	0.7	2950.75
Zn 206.200	187.046	ppb	2.6144	1.4	189.933

E06052013.wvq. All Data Report 6/6/2013, 9:35:19 AM

680-90671-a-44-a^5 (Samp) 6/5/2013, 4:52:15 PM Rack 2, Tube 15

Weight: 1

Volume: 1

Dilution: 1

Label	Replicates Concentration		
Ag 328.068	-0.3154u	-0.6145u	0.1354
Al 308.215	38458.3	38041.1	37839.4
As 188.980	-9.7761u	6.4291	-2.8807u
B 249.678	4.2654u	3.9889u	2.9696u
Ba 389.178	79.8349	76.8401	76.4276
Be 313.042	4.4817	4.4267	4.4005
Ca 370.602	798.4u	790.2u	793.9u
Cd 226.502	0.0688	-0.4850	-0.0226
Co 228.615	14.0847	13.7248	13.8759
Cr 267.716	80.9859	79.9586	79.3044
Cu 324.754	144.461	142.320	146.338
Fe 271.441	60262.5	59689.6	59516.1
K 766.491	3940.04	3906.27	3881.95
Mg 279.078	6535.58	6445.72	6423.65
Mn 257.610	338.701	335.010	333.478
Mo 202.032	0.5253	-0.8417u	-0.0452u
Na 330.237	401.205u	99.2072u	189.689u
Ni 231.604	18.4548	21.0759	18.5914
Pb 220.353	38.1413	35.0453	31.4372
Sb 206.834	3.5927	-0.2743	3.5470
Se 196.026	-0.8302u	6.3257	-0.0932
Sn 189.925	17.7750	8.7752	4.6634
Sr 216.596	4.0477	5.8347	6.6611
Ti 334.941	1408.62	1395.47	1388.21
Tl 190.794	-12.6390u	-7.0981u	-0.4912u
V 292.401	173.185	171.365	170.372
Zn 206.200	129.894	132.669	132.756

Label	Sol'n Conc.	Units	SD	%RSD	Int. (c/s)
Ag 328.068	-0.2648	ppb	0.3775	142.6	-47.1137
Al 308.215	38112.9	ppb	315.633	0.8	133093
As 188.980	-2.0759	ppb	8.1325	391.8	-3.9386
B 249.678	3.7413	ppb	0.6824	18.2	109.019
Ba 389.178	77.7009	ppb	1.8596	2.4	512.964
Be 313.042	4.4363	ppb	0.0414	0.9	5910.46
Ca 370.602	794.2	ppb	4.101	0.5	-474.5
Cd 226.502	-0.1463	ppb	0.2969	203.0	111.407
Co 228.615	13.8951	ppb	0.1807	1.3	114.785
Cr 267.716	80.0830	ppb	0.8476	1.1	1944.03
Cu 324.754	144.373	ppb	2.0102	1.4	4953.63
Fe 271.441	59822.7	ppb	390.627	0.7	46454.7
K 766.491	3909.42	ppb	29.1756	0.7	85724.4
Mg 279.078	6468.31	ppb	59.2861	0.9	10084.5
Mn 257.610	335.730	ppb	2.6851	0.8	39756.9
Mo 202.032	-0.1205	ppb	0.6866	569.6	11.8045
Na 330.237	230.034	ppb	154.989	67.4	29.0244
Ni 231.604	19.3740	ppb	1.4754	7.6	34.6746
Pb 220.353	34.8746	ppb	3.3553	9.6	47.1005
Sb 206.834	2.2884	ppb	2.2195	97.0	1.7949
Se 196.026	1.8008	ppb	3.9360	218.6	1.5944
Sn 189.925	10.4045	ppb	6.7060	64.5	-6.9938
Sr 216.596	5.5145	ppb	1.3358	24.2	62.6030
Ti 334.941	1397.44	ppb	10.3473	0.7	158315
Tl 190.794	-6.7428	ppb	6.0817	90.2	-16.8237
V 292.401	171.641	ppb	1.4267	0.8	2029.81
Zn 206.200	131.773	ppb	1.6283	1.2	135.689

E06052013.wvq. All Data Report 6/6/2013, 9:35:19 AM

680-90671-a-45-a^5 (Samp) 6/5/2013, 4:56:50 PM Rack 2, Tube 16**Weight: 1****Volume: 1****Dilution: 1**

Label	Replicates Concentration		
Ag 328.068	-0.2161u	-0.3265u	-0.9805u
Al 308.215	68751.8	67508.7	66869.2
As 188.980	0.8765	2.1159	-2.8452u
B 249.678	2.6555u	2.3436u	1.6719u
Ba 389.178	281.244	279.093	273.462
Be 313.042	1.8387	1.8167	1.8028
Ca 370.602	1647	1644	1637
Cd 226.502	-0.1191	-0.3465	-0.6168
Co 228.615	25.5136	24.2613	24.3515
Cr 267.716	90.8024	89.0686	88.6120
Cu 324.754	46.7869	46.0427	45.2327
Fe 271.441	59120.3	58052.7	57549.6
K 766.491	6304.30	6211.10	6158.91
Mg 279.078	8575.11	8446.75	8373.87
Mn 257.610	433.223	425.548	421.726
Mo 202.032	1.5691	1.1820	0.5146
Na 330.237	88.2029u	351.781u	-37.6127u
Ni 231.604	35.5567	34.1140	33.0461
Pb 220.353	79.9237	75.7335	75.1557
Sb 206.834	6.3543	5.2713	-11.9667u
Se 196.026	-10.9196u	7.6389	1.4888
Sn 189.925	12.1684	1.2742	13.0219
Sr 216.596	13.3662	11.3867	12.0313
Ti 334.941	2608.63	2560.32	2540.21
Tl 190.794	-1.9188u	2.4414u	-6.5000u
V 292.401	183.979	180.153	179.426
Zn 206.200	93.8968	91.3314	91.8572

Label	Sol'n Conc.	Units	SD	%RSD	Int. (c/s)
Ag 328.068	-0.5077	ppb	0.4132	81.4	-56.5474
Al 308.215	67709.9	ppb	957.291	1.4	236192
As 188.980	0.0490	ppb	2.5820	5264.8	-2.6741
B 249.678	2.2237	ppb	0.5027	22.6	92.9413
Ba 389.178	277.933	ppb	4.0188	1.4	1857.10
Be 313.042	1.8194	ppb	0.0181	1.0	2262.18
Ca 370.602	1643	ppb	5.189	0.3	553.1
Cd 226.502	-0.3608	ppb	0.2491	69.1	104.455
Co 228.615	24.7088	ppb	0.6984	2.8	201.036
Cr 267.716	89.4943	ppb	1.1556	1.3	2172.45
Cu 324.754	46.0208	ppb	0.7773	1.7	1794.40
Fe 271.441	58240.9	ppb	802.054	1.4	45227.3
K 766.491	6224.77	ppb	73.6536	1.2	136204
Mg 279.078	8465.24	ppb	101.887	1.2	13180.8
Mn 257.610	426.832	ppb	5.8552	1.4	50510.3
Mo 202.032	1.0886	ppb	0.5335	49.0	15.1609
Na 330.237	134.124	ppb	198.717	148.2	24.0849
Ni 231.604	34.2389	ppb	1.2599	3.7	57.8600
Pb 220.353	76.9376	ppb	2.6021	3.4	77.8178
Sb 206.834	-0.1137	ppb	10.2793	9038.9	0.4074
Se 196.026	-0.5973	ppb	9.4535	1582.8	0.7133
Sn 189.925	8.8215	ppb	6.5501	74.3	-7.6846
Sr 216.596	12.2614	ppb	1.0096	8.2	94.1466
Ti 334.941	2569.72	ppb	35.1618	1.4	291128
Tl 190.794	-1.9925	ppb	4.4711	224.4	-14.7558
V 292.401	181.186	ppb	2.4461	1.4	2150.45
Zn 206.200	92.3618	ppb	1.3551	1.5	96.8558

E06052013.wvq. All Data Report 6/6/2013, 9:35:19 AM

680-90885-a-4-a^10 (Samp) **6/5/2013, 5:01:24 PM** **Rack 2, Tube 17****Weight: 1****Volume: 1****Dilution: 1**

Label	Replicates Concentration		
Ag 328.068	-0.8241u	0.9857	-0.5633u
Al 308.215	5.7228	4.9820	8.9299
As 188.980	-6.6156u	3.4037	-3.4638u
B 249.678	88.1430	87.7559	87.6599
Ba 389.178	-7.1178u	-4.9303u	-4.9553u
Be 313.042	-0.0180u	-0.0256u	-0.0154u
Ca 370.602	49933	49854	49465
Cd 226.502	0.1174	0.1045	-0.3114u
Co 228.615	0.0884	-0.5689u	0.0931
Cr 267.716	0.9428	0.7275	0.5143
Cu 324.754	-0.7051u	-0.7522u	-0.2167u
Fe 271.441	-1.0827u	7.3641	-0.5401u
K 766.491	1433.93	1424.78	1410.39
Mg 279.078	1709.36	1695.86	1683.50
Mn 257.610	9051.19	8997.40	8937.83
Mo 202.032	0.3524	-1.4941u	-0.3830u
Na 330.237	26125.1	26085.2	25819.7
Ni 231.604	-0.8337u	-0.6321u	-4.1652u
Pb 220.353	10.0904	0.1885	1.0956
Sb 206.834	0.5871	-0.2342u	-5.7471u
Se 196.026	0.8179	2.6822	1.5082
Sn 189.925	-2.4285u	4.3870	12.2333
Sr 216.596	93.8818	94.4908	91.5253
Ti 334.941	0.4431	0.4103	0.4045
Tl 190.794	11.8082	8.7113	3.6889u
V 292.401	-1.4689u	-1.1512u	-1.4633u
Zn 206.200	1.3439	0.5153	-0.4454u

Label	Sol'n Conc.	Units	SD	%RSD	Int. (c/s)
Ag 328.068	-0.1339	ppb	0.9783	730.6	-23.6335
Al 308.215	6.5449	ppb	2.0984	32.1	367.410
As 188.980	-2.2252	ppb	5.1232	230.2	-3.8380
B 249.678	87.8529	ppb	0.2557	0.3	1256.23
Ba 389.178	-5.6678	ppb	1.2558	22.2	-74.8872
Be 313.042	-0.0197	ppb	0.0053	27.0	-292.629
Ca 370.602	49751	ppb	250.8	0.5	47037
Cd 226.502	-0.0299	ppb	0.2439	817.1	17.4183
Co 228.615	-0.1291	ppb	0.3808	295.0	3.1626
Cr 267.716	0.7282	ppb	0.2143	29.4	39.6007
Cu 324.754	-0.5580	ppb	0.2965	53.1	288.347
Fe 271.441	1.9137	ppb	4.7279	247.0	4.2280
K 766.491	1423.04	ppb	11.8683	0.8	31515.6
Mg 279.078	1696.24	ppb	12.9310	0.8	2564.64
Mn 257.610	8995.47	ppb	56.7072	0.6	1061245
Mo 202.032	-0.5082	ppb	0.9296	182.9	12.0111
Na 330.237	26010.0	ppb	166.056	0.6	849.142
Ni 231.604	-1.8770	ppb	1.9842	105.7	0.7539
Pb 220.353	3.7915	ppb	5.4739	144.4	23.5604
Sb 206.834	-1.7981	ppb	3.4445	191.6	-1.8041
Se 196.026	1.6694	ppb	0.9425	56.5	3.0035
Sn 189.925	4.7306	ppb	7.3369	155.1	-9.4535
Sr 216.596	93.2993	ppb	1.5662	1.7	460.777
Ti 334.941	0.4193	ppb	0.0208	5.0	33.4605
Tl 190.794	8.0694	ppb	4.0975	50.8	-10.6376
V 292.401	-1.3611	ppb	0.1818	13.4	-26.0897
Zn 206.200	0.4713	ppb	0.8955	190.8	36.2055

E06052013.wvq. All Data Report 6/6/2013, 9:35:19 AM

680-90794-a-2-a^10 (Samp) 6/5/2013, 5:05:59 PM Rack 2, Tube 18**Weight: 1****Volume: 1****Dilution: 1**

Label	Replicates Concentration		
Ag 328.068	-0.1022u	-0.5077u	0.1566u
Al 308.215	21.5070	22.0377	19.9913
As 188.980	-1.4634u	5.5359	3.3456
B 249.678	90.9764	91.4186	91.8783
Ba 389.178	-5.7235u	-2.1908u	-3.2785u
Be 313.042	-0.0150u	-0.0083u	-0.0073u
Ca 370.602	29275	29413	29245
Cd 226.502	0.2123	-0.3078u	0.1804
Co 228.615	-1.2919	-1.8257u	-1.3741u
Cr 267.716	4612.10	4635.07	4619.44
Cu 324.754	-0.1004u	-0.5332u	-1.3549u
Fe 271.441	6.6938	18.0824	25.8436
K 766.491	663.096	665.495	660.042
Mg 279.078	5859.08	5881.09	5864.59
Mn 257.610	3.6734	3.7732	3.5880
Mo 202.032	-0.2020u	-0.8361u	0.5979
Na 330.237	29935.9	29805.8	29450.0
Ni 231.604	0.0308	1.8943	0.1358
Pb 220.353	-4.9112u	-2.9126u	2.3174
Sb 206.834	28.2116	26.1696	23.2208
Se 196.026	2.7541	7.2219	5.0005
Sn 189.925	5.5490	3.5939	2.1296
Sr 216.596	259.660	260.725	258.278
Ti 334.941	1.0400	0.9718	0.9691
Tl 190.794	5.9313	4.5911	-2.9983u
V 292.401	2.8886u	3.4693u	2.1539u
Zn 206.200	2.4115u	2.3794u	3.0043u

Label	Sol'n Conc.	Units	SD	%RSD	Int. (c/s)
Ag 328.068	-0.1511	ppb	0.3348	221.6	-49.9600
Al 308.215	21.1787	ppb	1.0620	5.0	418.865
As 188.980	2.4727	ppb	3.5804	144.8	-1.5656
B 249.678	91.4244	ppb	0.4510	0.5	1300.49
Ba 389.178	-3.7309	ppb	1.8093	48.5	-58.6850
Be 313.042	-0.0102	ppb	0.0042	40.8	-283.309
Ca 370.602	29311	ppb	89.79	0.3	27658
Cd 226.502	0.0283	ppb	0.2915	1031.1	18.6682
Co 228.615	-1.4973	ppb	0.2874	19.2	2.6658
Cr 267.716	4622.20	ppb	11.7318	0.3	111581
Cu 324.754	-0.6628	ppb	0.6373	96.1	285.032
Fe 271.441	16.8733	ppb	9.6320	57.1	19.9900
K 766.491	662.878	ppb	2.7333	0.4	14942.4
Mg 279.078	5868.25	ppb	11.4519	0.2	9155.84
Mn 257.610	3.6782	ppb	0.0927	2.5	497.936
Mo 202.032	-0.1468	ppb	0.7186	489.7	13.0106
Na 330.237	29730.6	ppb	251.542	0.8	965.379
Ni 231.604	0.6870	ppb	1.0469	152.4	4.7604
Pb 220.353	-1.8355	ppb	3.7328	203.4	18.5064
Sb 206.834	25.8673	ppb	2.5091	9.7	37.9901
Se 196.026	4.9922	ppb	2.2339	44.7	2.5666
Sn 189.925	3.7575	ppb	1.7156	45.7	-9.8821
Sr 216.596	259.554	ppb	1.2270	0.5	1254.37
Ti 334.941	0.9936	ppb	0.0402	4.0	106.135
Tl 190.794	2.5081	ppb	4.8155	192.0	-11.2241
V 292.401	2.8373	ppb	0.6592	23.2	-82.5886
Zn 206.200	2.5984	ppb	0.3519	13.5	2.8918

E06052013.wvq. All Data Report 6/6/2013, 9:35:19 AM

680-90794-a-3-a^10 (Samp) **6/5/2013, 5:10:34 PM** **Rack 2, Tube 19****Weight: 1****Volume: 1****Dilution: 1**

Label	Replicates Concentration		
Ag 328.068	-0.6410u	-0.5790u	0.1359u
Al 308.215	8.3793	8.1853	9.3256
As 188.980	3.2746	-9.3693u	-6.5249u
B 249.678	118.389	118.136	116.358
Ba 389.178	0.5404	-3.1283u	-1.0189u
Be 313.042	-0.0196u	-0.0227u	-0.0166u
Ca 370.602	31770	31559	31329
Cd 226.502	0.2852	0.1272	0.1861
Co 228.615	0.1625	0.3737	0.5489
Cr 267.716	1511.40	1489.57	1480.63
Cu 324.754	-0.1551u	0.3446	-0.2144u
Fe 271.441	5.3183	3.3039	-4.2877u
K 766.491	713.209	707.253	702.618
Mg 279.078	7959.68	7845.50	7816.61
Mn 257.610	-0.0249	-0.0826	-0.0139
Mo 202.032	-0.4525u	0.7197	-1.9343u
Na 330.237	32147.5	32132.8	31802.0
Ni 231.604	0.0179	0.0905	1.9120
Pb 220.353	4.8603	-9.1972u	-6.9884u
Sb 206.834	11.6684	8.4073	11.0011
Se 196.026	4.0142	6.3336	9.0463
Sn 189.925	13.7752	3.1705	7.0640
Sr 216.596	321.145	317.222	315.116
Ti 334.941	0.3741	0.5014	0.4072
Tl 190.794	-8.2152u	-4.6706u	7.1219
V 292.401	2.6124u	3.4130	3.3697
Zn 206.200	-1.1659u	1.3332u	0.3670u

Label	Sol'n Conc.	Units	SD	%RSD	Int. (c/s)
Ag 328.068	-0.3614	ppb	0.4318	119.5	-59.6820
Al 308.215	8.6300	ppb	0.6101	7.1	374.507
As 188.980	-4.2065	ppb	6.6331	157.7	-4.7967
B 249.678	117.628	ppb	1.1066	0.9	1625.42
Ba 389.178	-1.2023	ppb	1.8412	153.1	-40.2097
Be 313.042	-0.0196	ppb	0.0030	15.5	-296.188
Ca 370.602	31553	ppb	220.4	0.7	29775
Cd 226.502	0.1995	ppb	0.0799	40.0	22.2077
Co 228.615	0.3617	ppb	0.1935	53.5	9.1412
Cr 267.716	1493.86	ppb	15.8284	1.1	36064.0
Cu 324.754	-0.0083	ppb	0.3070	3699.2	306.002
Fe 271.441	1.4448	ppb	5.0657	350.6	5.2695
K 766.491	707.693	ppb	5.3094	0.8	15919.5
Mg 279.078	7873.93	ppb	75.6538	1.0	12273.5
Mn 257.610	-0.0405	ppb	0.0369	91.2	67.5492
Mo 202.032	-0.5557	ppb	1.3300	239.3	11.8788
Na 330.237	32027.4	ppb	195.347	0.6	1037.04
Ni 231.604	0.6735	ppb	1.0732	159.4	4.7367
Pb 220.353	-3.7751	ppb	7.5596	200.2	17.0637
Sb 206.834	10.3589	ppb	1.7228	16.6	12.9242
Se 196.026	6.4647	ppb	2.5186	39.0	3.1149
Sn 189.925	8.0032	ppb	5.3643	67.0	-8.0282
Sr 216.596	317.828	ppb	3.0602	1.0	1532.96
Ti 334.941	0.4276	ppb	0.0660	15.4	45.5867
Tl 190.794	-1.9213	ppb	8.0297	417.9	-13.1078
V 292.401	3.1317	ppb	0.4502	14.4	-7.1989
Zn 206.200	0.1781	ppb	1.2692	707.7	2.3024

E06052013.vvq. All Data Report 6/6/2013, 9:35:19 AM

680-90794-a-4-a^10 (Samp) 6/5/2013, 5:15:09 PM Rack 2, Tube 20**Weight: 1****Volume: 1****Dilution: 1**

Label	Replicates Concentration		
Ag 328.068	-0.0193u	-0.3325u	0.0256u
Al 308.215	1.6078	6.1128	5.0639
As 188.980	2.9188	-5.2965u	3.8630
B 249.678	73.9511	75.6635	76.0899
Ba 389.178	-0.1623	-1.9428u	-4.6493u
Be 313.042	-0.0105u	-0.0258u	-0.0151u
Ca 370.602	29543	29509	29675
Cd 226.502	-0.1651u	-0.2162u	0.0114
Co 228.615	-0.2284	-0.0826	0.3224
Cr 267.716	1172.40	1174.49	1179.62
Cu 324.754	-0.8172u	-0.5078u	0.3024
Fe 271.441	2.7788	5.6755	11.5904
K 766.491	727.081	728.766	730.229
Mg 279.078	4824.54	4830.42	4855.13
Mn 257.610	-0.1370	-0.1291	-0.0818
Mo 202.032	0.2899	0.1326	1.0478
Na 330.237	23827.8	23797.5	23746.1
Ni 231.604	-0.3332u	0.7830	-1.5915u
Pb 220.353	-2.3053u	-0.5328u	-0.9335u
Sb 206.834	-0.7946	0.5457	8.0057
Se 196.026	9.7355	14.5022	2.8402
Sn 189.925	0.8512	1.6619	-3.8092u
Sr 216.596	259.495	257.659	259.799
Ti 334.941	0.3361	0.3503	0.4509
Tl 190.794	-4.0220u	-7.0227u	-1.8502u
V 292.401	1.7081u	2.0627u	2.3696
Zn 206.200	1.5559u	0.5460u	0.3735u

Label	Sol'n Conc.	Units	SD	%RSD	Int. (c/s)
Ag 328.068	-0.1087	ppb	0.1951	179.5	-48.2753
Al 308.215	4.2615	ppb	2.3573	55.3	359.363
As 188.980	0.4951	ppb	5.0378	1017.5	-2.5222
B 249.678	75.2348	ppb	1.1320	1.5	1099.78
Ba 389.178	-2.2515	ppb	2.2594	100.3	-49.5458
Be 313.042	-0.0171	ppb	0.0079	45.8	-292.495
Ca 370.602	29576	ppb	87.86	0.3	27908
Cd 226.502	-0.1233	ppb	0.1195	96.9	15.5033
Co 228.615	0.0038	ppb	0.2854	7476.6	6.1920
Cr 267.716	1175.50	ppb	3.7148	0.3	28378.7
Cu 324.754	-0.3408	ppb	0.5782	169.6	295.329
Fe 271.441	6.6816	ppb	4.4911	67.2	9.0214
K 766.491	728.692	ppb	1.5754	0.2	16377.3
Mg 279.078	4836.70	ppb	16.2324	0.3	7552.43
Mn 257.610	-0.1159	ppb	0.0299	25.8	46.0415
Mo 202.032	0.4901	ppb	0.4893	99.8	14.7629
Na 330.237	23790.5	ppb	41.2929	0.2	779.869
Ni 231.604	-0.3806	ppb	1.1879	312.1	3.0907
Pb 220.353	-1.2572	ppb	0.9295	73.9	18.9356
Sb 206.834	2.5856	ppb	4.7415	183.4	6.7607
Se 196.026	9.0260	ppb	5.8633	65.0	4.0697
Sn 189.925	-0.4320	ppb	2.9527	683.5	-11.7116
Sr 216.596	258.984	ppb	1.1575	0.4	1251.65
Ti 334.941	0.3791	ppb	0.0626	16.5	34.8226
Tl 190.794	-4.2983	ppb	2.5973	60.4	-14.1209
V 292.401	2.0468	ppb	0.3310	16.2	-12.7490
Zn 206.200	0.8251	ppb	0.6387	77.4	3.7103

E06052013.vvq. All Data Report 6/6/2013, 9:35:19 AM

680-90869-h-1-a^5 (Samp) 6/5/2013, 5:19:44 PM Rack 2, Tube 21

Weight: 1

Volume: 1

Dilution: 1

Label	Replicates Concentration		
Ag 328.068	-1.1302u	-1.2507u	-1.6769u
Al 308.215	3628.12	3592.72	3558.17
As 188.980	12.6759	14.8294	8.5461u
B 249.678	58.3558u	57.6564u	58.0348u
Ba 389.178	-20.9269	-20.8860	-20.7573
Be 313.042	1.7078	1.6844	1.6752
Ca 370.602	18007	17924	17931
Cd 226.502	-0.1718	-1.0087	-1.8357
Co 228.615	90.8923	91.3465	87.9423
Cr 267.716	55.0122	54.6499	53.8810
Cu 324.754	4.8124	4.4841	5.1039
Fe 271.441	646861	642677	636143
K 766.491	6591.13	6493.59	6410.33
Mg 279.078	14622.7	14513.3	14376.2
Mn 257.610	4125.13	4094.39	4053.16
Mo 202.032	-0.9760u	-0.3724u	-2.5460u
Na 330.237	690418x	682605x	674832x
Ni 231.604	65.3000	65.1141	62.6776
Pb 220.353	-6.0763	-9.7578	-6.6558
Sb 206.834	-12.8474	-12.4423	2.2668
Se 196.026	-24.6212u	-10.1795u	-11.1836u
Sn 189.925	3.4304	11.4392	2.7937
Sr 216.596	151.520	151.912	147.851
Ti 334.941	1.3620	1.4779	1.3462
Tl 190.794	-10.2990u	-12.7412u	-12.5473u
V 292.401	12.4245	11.0379	10.9115
Zn 206.200	2503.66	2488.93	2454.80

Label	Sol'n Conc.	Units	SD	%RSD	Int. (c/s)
Ag 328.068	-1.3526b	ppb	0.2872	21.2	-87.0675
Al 308.215	3593.00b	ppb	34.9728	1.0	12857.1
As 188.980	12.0171b	ppb	3.1930	26.6	-1.9229
B 249.678	58.0157b	ppb	0.3501	0.6	-243.745
Ba 389.178	-20.8568b	ppb	0.0885	0.4	101.797
Be 313.042	1.6891b	ppb	0.0168	1.0	2015.60
Ca 370.602	17954b	ppb	46.15	0.3	1470
Cd 226.502	-1.0054b	ppb	0.8320	82.8	1038.93
Co 228.615	90.0604b	ppb	1.8483	2.1	610.180
Cr 267.716	54.5144b	ppb	0.5777	1.1	1410.77
Cu 324.754	4.8001b	ppb	0.3101	6.5	584.846
Fe 271.441	641894b	ppb	5402.02	0.8	498417
K 766.491	6498.35b	ppb	90.4937	1.4	142169
Mg 279.078	14504.1b	ppb	123.526	0.9	22617.6
Mn 257.610	4090.89b	ppb	36.1139	0.9	483617
Mo 202.032	-1.2981b	ppb	1.1220	86.4	-2.6506
Na 330.237	682618xb	ppb	7792.98	1.1	21207.4
Ni 231.604	64.3639b	ppb	1.4634	2.3	112.167
Pb 220.353	-7.4966b	ppb	1.9796	26.4	35.3200
Sb 206.834	-7.6743b	ppb	8.6116	112.2	3.7548
Se 196.026	-15.3281b	ppb	8.0637	52.6	-2.5587
Sn 189.925	5.8878b	ppb	4.8182	81.8	-8.8452
Sr 216.596	150.428b	ppb	2.2402	1.5	989.256
Ti 334.941	1.3954b	ppb	0.0719	5.2	177.420
Tl 190.794	-11.8625b	ppb	1.3575	11.4	-35.9415
V 292.401	11.4579b	ppb	0.8394	7.3	122.470
Zn 206.200	2482.46b	ppb	25.0615	1.0	2453.99

E06052013.vvq. All Data Report 6/6/2013, 9:35:19 AM

680-90869-h-1-b ms (Samp) 6/5/2013, 5:24:20 PM Rack 2, Tube 22

Weight: 1

Volume: 1

Dilution: 1

Label	Replicates Concentration		
Ag 328.068	9.7323	10.2479	9.4899
Al 308.215	5114.95	4938.55	4682.82
As 188.980	35.7345	43.1521	39.4286
B 249.678	99.2089	97.3909	97.3356
Ba 389.178	3.8240	3.2885	-0.7081
Be 313.042	13.0850	12.6162	12.0558
Ca 370.602	19312	19275	19244
Cd 226.502	14.0507	10.2431	7.9235
Co 228.615	107.761	106.831	100.168
Cr 267.716	81.9754	78.5214	74.9108
Cu 324.754	28.6700	27.6061	25.4340
Fe 271.441	675023	655705	636467
K 766.491	8886.09	8550.84	8110.26
Mg 279.078	16660.8	16097.0	15354.0
Mn 257.610	4517.63	4363.68	4162.22
Mo 202.032	22.3803	21.1316	19.6230
Na 330.237	744257x	716291x	680829x
Ni 231.604	89.1412	85.0080	83.7907
Pb 220.353	-5.1287	8.7043	-5.6421
Sb 206.834	2.8305	-6.8058	-2.6656
Se 196.026	17.8960	-2.7646	6.3222
Sn 189.925	61.2791	62.2492	51.4999
Sr 216.596	188.085	180.636	169.030
Ti 334.941	24.3211	23.2711	22.2785
Tl 190.794	-9.4866u	-10.1246u	2.4392u
V 292.401	36.8364	34.0798	33.4890
Zn 206.200	2689.33	2597.31	2474.52

Label	Sol'n Conc.	Units	SD	%RSD	Int. (c/s)
Ag 328.068	9.8234b	ppb	0.3871	3.9	354.719
Al 308.215	4912.11b	ppb	217.276	4.4	17450.2
As 188.980	39.4384b	ppb	3.7088	9.4	11.2390
B 249.678	97.9785b	ppb	1.0659	1.1	227.236
Ba 389.178	2.1348b	ppb	2.4765	116.0	263.093
Be 313.042	12.5857b	ppb	0.5153	4.1	17208.1
Ca 370.602	19277b	ppb	34.04	0.2	2389
Cd 226.502	10.7391b	ppb	3.0936	28.8	1304.64
Co 228.615	104.920b	ppb	4.1412	3.9	708.282
Cr 267.716	78.4692b	ppb	3.5326	4.5	1991.42
Cu 324.754	27.2367b	ppb	1.6494	6.1	1308.42
Fe 271.441	655732b	ppb	19278.1	2.9	509163
K 766.491	8515.73b	ppb	389.106	4.6	186152
Mg 279.078	16037.2b	ppb	655.430	4.1	24999.4
Mn 257.610	4347.84b	ppb	178.232	4.1	513955
Mo 202.032	21.0450b	ppb	1.3807	6.6	58.6639
Na 330.237	713792xb	ppb	31787.5	4.5	22177.1
Ni 231.604	85.9800b	ppb	2.8046	3.3	146.083
Pb 220.353	-0.6888b	ppb	8.1387	1181.5	40.8249
Sb 206.834	-2.2136b	ppb	4.8340	218.4	7.1351
Se 196.026	7.1512b	ppb	10.3552	144.8	5.9060
Sn 189.925	58.3428b	ppb	5.9459	10.2	14.0542
Sr 216.596	179.250b	ppb	9.6027	5.4	1132.33
Ti 334.941	23.2902b	ppb	1.0214	4.4	2660.41
Tl 190.794	-5.7240b	ppb	7.0767	123.6	-33.7464
V 292.401	34.8017b	ppb	1.7866	5.1	396.682
Zn 206.200	2587.05b	ppb	107.770	4.2	2556.99

E06052013.vvq. All Data Report 6/6/2013, 9:35:19 AM

680-90869-h-1-c msd (Samp) 6/5/2013, 5:28:56 PM Rack 2, Tube 23

Weight: 1

Volume: 1

Dilution: 1

Label	Replicates Concentration		
Ag 328.068	8.1472	8.0529	7.2248
Al 308.215	4048.60	4004.04	3980.26
As 188.980	31.5772	27.2127	25.9928
B 249.678	80.9456	81.2727	81.1756
Ba 389.178	-1.0758	-0.3874	1.0283
Be 313.042	10.4484	10.3044	10.2297
Ca 370.602	16109	16101	16034
Cd 226.502	8.5381	8.3971	7.8107
Co 228.615	86.1900	85.7908	86.3249
Cr 267.716	64.7786	64.2280	63.5101
Cu 324.754	23.0249	22.3926	22.2548
Fe 271.441	545677	540804	538062
K 766.491	6684.65	6576.03	6501.06
Mg 279.078	13203.1	13091.6	13008.4
Mn 257.610	3561.31	3526.24	3502.35
Mo 202.032	18.6634	17.1851	18.8621
Na 330.237	567728x	561996x	555752x
Ni 231.604	72.1654	70.1151	73.3362
Pb 220.353	3.9032	-2.9429	11.7425
Sb 206.834	9.8736	-0.0806	2.3938
Se 196.026	12.6948	21.5491	7.0700
Sn 189.925	50.1902	47.7717	47.5004
Sr 216.596	144.905	144.665	143.663
Ti 334.941	19.8922	19.3956	19.3947
Tl 190.794	-19.6048u	-9.1435u	-8.0850u
V 292.401	28.8488	28.5107	28.4279
Zn 206.200	2127.12	2115.36	2098.10

Label	Sol'n Conc.	Units	SD	%RSD	Int. (c/s)
Ag 328.068	7.8083b	ppb	0.5075	6.5	274.291
Al 308.215	4010.97b	ppb	34.6889	0.9	14312.1
As 188.980	28.2609b	ppb	2.9361	10.4	6.7144
B 249.678	81.1313b	ppb	0.1680	0.2	219.091
Ba 389.178	-0.1449b	ppb	1.0728	740.1	197.796
Be 313.042	10.3275b	ppb	0.1111	1.1	14073.7
Ca 370.602	16081b	ppb	41.12	0.3	2117
Cd 226.502	8.2486b	ppb	0.3858	4.7	1068.12
Co 228.615	86.1019b	ppb	0.2777	0.3	582.039
Cr 267.716	64.1722b	ppb	0.6361	1.0	1629.40
Cu 324.754	22.5574b	ppb	0.4107	1.8	1135.99
Fe 271.441	541514b	ppb	3856.40	0.7	420476
K 766.491	6587.24b	ppb	92.3055	1.4	144107
Mg 279.078	13101.0b	ppb	97.7368	0.7	20429.7
Mn 257.610	3529.97b	ppb	29.6572	0.8	417296
Mo 202.032	18.2369b	ppb	0.9163	5.0	53.1425
Na 330.237	561825xb	ppb	5989.79	1.1	17458.0
Ni 231.604	71.8722b	ppb	1.6304	2.3	122.639
Pb 220.353	4.2343b	ppb	7.3483	173.5	40.7481
Sb 206.834	4.0622b	ppb	5.1826	127.6	9.1892
Se 196.026	13.7713b	ppb	7.2993	53.0	7.9217
Sn 189.925	48.4874b	ppb	1.4809	3.1	9.7261
Sr 216.596	144.411b	ppb	0.6592	0.5	920.125
Ti 334.941	19.5609b	ppb	0.2870	1.5	2231.89
Tl 190.794	-12.2778b	ppb	6.3674	51.9	-33.2208
V 292.401	28.5958b	ppb	0.2230	0.8	324.275
Zn 206.200	2113.53b	ppb	14.5981	0.7	2090.06

E06052013.wvq. All Data Report 6/6/2013, 9:35:19 AM

X (Samp)	6/5/2013, 5:34:10 PM		Rack 2, Tube 24
Weight: 1	Volume: 1		Dilution: 1
Label	Replicates Concentration		
Ag 328.068	0.0670	-0.4023u	0.8611
Al 308.215	7.9674	3.9571	8.3809
As 188.980	6.0737	-0.6518u	0.6563
B 249.678	-3.2353u	-4.3310u	-3.3721u
Ba 389.178	-0.8303u	-1.2412u	0.7650
Be 313.042	0.0252	0.0473	0.0415
Ca 370.602	18.25	5.816	2.658
Cd 226.502	-0.3285u	-0.3111u	0.2394
Co 228.615	-0.9728u	1.3740	-0.7851u
Cr 267.716	0.2496	0.1241	0.4537
Cu 324.754	0.3096	0.2795	-0.5812u
Fe 271.441	65.1575	81.3230	158.094
K 766.491	-5.4673u	-5.4115u	-3.8012u
Mg 279.078	10.2284	7.0855	14.1167
Mn 257.610	0.8386	1.0401	1.5340
Mo 202.032	-1.8400u	-0.7527u	-0.3374u
Na 330.237	72.4123	54.5602	84.9645
Ni 231.604	-0.9544u	0.1828	-0.9944u
Pb 220.353	-2.2698u	-0.1124u	4.7046
Sb 206.834	2.4290	-1.7326u	0.9747
Se 196.026	5.4833	1.7236	-0.1990u
Sn 189.925	-2.5795u	4.2786	2.7861
Sr 216.596	0.5065	0.6254	0.5533
Ti 334.941	0.3248	0.2060	0.4577
Tl 190.794	16.8043	-6.0616u	-2.6069u
V 292.401	0.2595	-0.0670u	0.1923
Zn 206.200	0.7270	-1.4503u	3.0686

Label	Sol'n Conc.	Units	SD	%RSD	Int. (c/s)
Ag 328.068	0.1753	ppb	0.6386	364.4	-30.8026
Al 308.215	6.7685	ppb	2.4435	36.1	368.037
As 188.980	2.0260	ppb	3.5658	176.0	-1.7821
B 249.678	-3.6461	ppb	0.5971	16.4	121.491
Ba 389.178	-0.4355	ppb	1.0598	243.3	-40.9669
Be 313.042	0.0380	ppb	0.0115	30.3	-221.025
Ca 370.602	8.908	ppb	8.243	92.5	-16.14
Cd 226.502	-0.1334	ppb	0.3230	242.2	15.5027
Co 228.615	-0.1280	ppb	1.3041	1019.1	3.1725
Cr 267.716	0.2758	ppb	0.1663	60.3	8.9195
Cu 324.754	0.0026	ppb	0.5058	19246.6	306.359
Fe 271.441	101.525	ppb	49.6524	48.9	81.5771
K 766.491	-4.8933	ppb	0.9463	19.3	383.502
Mg 279.078	10.4769	ppb	3.5222	33.6	50.5177
Mn 257.610	1.1376	ppb	0.3578	31.5	173.894
Mo 202.032	-0.9767	ppb	0.7760	79.4	10.7164
Na 330.237	70.6458	ppb	15.2789	21.6	39.2815
Ni 231.604	-0.5887	ppb	0.6684	113.5	2.7671
Pb 220.353	0.7742	ppb	3.5707	461.2	20.4505
Sb 206.834	0.5570	ppb	2.1120	379.2	-0.4357
Se 196.026	2.3360	ppb	2.8903	123.7	1.5761
Sn 189.925	1.4951	ppb	3.6067	241.2	-10.8815
Sr 216.596	0.5618	ppb	0.0599	10.7	15.3401
Ti 334.941	0.3295	ppb	0.1259	38.2	21.1454
Tl 190.794	2.7120	ppb	12.3260	454.5	-11.1373
V 292.401	0.1283	ppb	0.1724	134.5	-8.3320
Zn 206.200	0.7817	ppb	2.2600	289.1	6.5149

E06052013.vvq. All Data Report 6/6/2013, 9:35:19 AM

CRI (Samp) 6/5/2013, 5:53:04 PM Rack 2, Tube 27

Weight: 1 Volume: 1 Dilution: 1

Label	Replicates Concentration		
Ag 328.068	9.7112	10.0736	9.4287
Al 308.215	200.072	203.973	207.914
As 188.980	20.2390	19.4641	17.8170
B 249.678	94.4448	94.8163	94.9529
Ba 389.178	8.6953	8.2242	8.4220
Be 313.042	3.9617	4.0052	4.0350
Ca 370.602	477.2	480.6	472.2
Cd 226.502	4.9732	5.5016	5.1444
Co 228.615	9.3562	10.2324	8.8311
Cr 267.716	10.0623	10.2220	10.0291
Cu 324.754	19.1907	20.0979	19.2638
Fe 271.441	87.9327	115.456	93.2922
K 766.491	898.656	906.458	904.788
Mg 279.078	493.646	497.516	507.258
Mn 257.610	10.7330	11.0544	11.2553
Mo 202.032	9.2947	9.0687	10.1282
Na 330.237	1159.70	970.781	946.885
Ni 231.604	37.1039	38.9469	38.9208
Pb 220.353	5.3934	6.5592	11.4359
Sb 206.834	13.0894	15.2014	19.5816
Se 196.026	24.6587	21.2935	17.3057
Sn 189.925	49.8601	50.8051	52.7841
Sr 216.596	11.2678	9.9742	10.0725
Ti 334.941	9.8786	9.9033	10.0592
Tl 190.794	26.5476	24.9278	28.2603
V 292.401	10.3143	10.3980	10.3161
Zn 206.200	20.8738	18.2835	19.6334

Label	Sol'n Conc.	Units	SD	%RSD	Int. (c/s)
Ag 328.068	9.7378	ppb	0.3233	3.3	347.075
Al 308.215	203.987	ppb	3.9209	1.9	1054.14
As 188.980	19.1734	ppb	1.2369	6.5	6.5123
B 249.678	94.7380	ppb	0.2629	0.3	1341.43
Ba 389.178	8.4472	ppb	0.2366	2.8	19.0155
Be 313.042	4.0007	ppb	0.0368	0.9	5304.67
Ca 370.602	476.7	ppb	4.195	0.9	427.2
Cd 226.502	5.2064	ppb	0.2696	5.2	126.048
Co 228.615	9.4733	ppb	0.7080	7.5	66.3698
Cr 267.716	10.1045	ppb	0.1031	1.0	246.146
Cu 324.754	19.5175	ppb	0.5040	2.6	933.261
Fe 271.441	98.8937	ppb	14.5918	14.8	80.1442
K 766.491	903.301	ppb	4.1081	0.5	20184.2
Mg 279.078	499.473	ppb	7.0143	1.4	810.458
Mn 257.610	11.0142	ppb	0.2634	2.4	1341.08
Mo 202.032	9.4972	ppb	0.5580	5.9	39.5867
Na 330.237	1025.79	ppb	116.582	11.4	68.9121
Ni 231.604	38.3239	ppb	1.0566	2.8	63.5262
Pb 220.353	7.7962	ppb	3.2055	41.1	25.6620
Sb 206.834	15.9575	ppb	3.3114	20.8	8.5312
Se 196.026	21.0860	ppb	3.6809	17.5	8.5679
Sn 189.925	51.1498	ppb	1.4922	2.9	10.7901
Sr 216.596	10.4382	ppb	0.7202	6.9	62.2067
Ti 334.941	9.9470	ppb	0.0979	1.0	1111.59
Tl 190.794	26.5785	ppb	1.6665	6.3	-0.9577
V 292.401	10.3428	ppb	0.0478	0.5	111.670
Zn 206.200	19.5969	ppb	1.2955	6.6	25.0142

E06052013.vvq. All Data Report 6/6/2013, 9:35:19 AM

ICSA (Samp) **6/5/2013, 5:57:39 PM** **Rack 2, Tube 28**
Weight: 1 **Volume: 1** **Dilution: 1**

Label	Replicates Concentration		
Ag 328.068	-0.4429u	-0.9584u	-1.1905u
Al 308.215	523963	524682	523434
As 188.980	-8.8704u	0.9391	-1.9858
B 249.678	14.7431u	14.1113u	14.7050u
Ba 389.178	-3.7630	-3.6916	-4.6455
Be 313.042	-0.1414u	-0.1395u	-0.1566u
Ca 370.602	488305	487366	487367
Cd 226.502	2.9931	2.7218	3.3086
Co 228.615	0.9140	-0.4751	-0.5724
Cr 267.716	0.9872	1.0452	1.3216
Cu 324.754	1.1867	1.3335	1.8941
Fe 271.441	190278	191029	190755
K 766.491	-1.6753u	-3.0287u	-2.1130u
Mg 279.078	516627	516214	517329
Mn 257.610	1.0028	1.0843	1.0326
Mo 202.032	-1.4985u	0.8748u	0.0252u
Na 330.237	-778.495u	-281.818u	-402.601u
Ni 231.604	4.0300	1.7404	6.1119
Pb 220.353	-14.6957u	-11.2498u	-11.4004u
Sb 206.834	1.7213	-9.1383u	8.4244
Se 196.026	25.7501	-22.8334u	15.2934
Sn 189.925	-5.9395u	4.9297	-0.5849u
Sr 216.596	8.4946	9.5233	6.5963
Ti 334.941	3.0600	2.9912	2.8313
Tl 190.794	9.5346u	-8.1527u	-5.9945u
V 292.401	-0.3129u	0.5881	0.1317
Zn 206.200	25.2642	23.1972	25.1972

Label	Sol'n Conc.	Units	SD	%RSD	Int. (c/s)
Ag 328.068	-0.8639	ppb	0.3826	44.3	-76.0012
Al 308.215	524026	ppb	626.246	0.1	1825779
As 188.980	-3.3057	ppb	5.0362	152.3	-1.8695
B 249.678	14.5198	ppb	0.3543	2.4	10.5524
Ba 389.178	-4.0334	ppb	0.5313	13.2	405.493
Be 313.042	-0.1458	ppb	0.0094	6.4	-332.991
Ca 370.602	487679	ppb	541.7	0.1	455920
Cd 226.502	3.0078	ppb	0.2937	9.8	394.621
Co 228.615	-0.0445	ppb	0.8315	1868.0	7.6701
Cr 267.716	1.1180	ppb	0.1787	16.0	54.9437
Cu 324.754	1.4714	ppb	0.3733	25.4	390.585
Fe 271.441	190687	ppb	380.144	0.2	148065
K 766.491	-2.2723	ppb	0.6906	30.4	440.646
Mg 279.078	516723	ppb	563.668	0.1	803144
Mn 257.610	1.0399	ppb	0.0412	4.0	2584.34
Mo 202.032	-0.1995	ppb	1.2025	602.8	9.1478
Na 330.237	-487.638	ppb	259.028	53.1	-13.8258
Ni 231.604	3.9608	ppb	2.1866	55.2	12.3882
Pb 220.353	-12.4486	ppb	1.9475	15.6	12.5586
Sb 206.834	0.3358	ppb	8.8630	2639.3	2.0195
Se 196.026	6.0700	ppb	25.5713	421.3	3.4737
Sn 189.925	-0.5316	ppb	5.4348	1022.4	-11.6617
Sr 216.596	8.2047	ppb	1.4849	18.1	150.497
Ti 334.941	2.9608	ppb	0.1173	4.0	1281.02
Tl 190.794	-1.5375	ppb	9.6493	627.6	-18.2768
V 292.401	0.1356	ppb	0.4505	332.2	-7.0948
Zn 206.200	24.5529	ppb	1.1745	4.8	3172375

E06052013.wvq. All Data Report 6/6/2013, 9:35:19 AM

ICSAB (Samp) 6/5/2013, 6:02:14 PM Rack 2, Tube 29

Weight: 1

Volume: 1

Dilution: 1

Label	Replicates Concentration		
Ag 328.068	231.053	229.689	230.747
Al 308.215	556324	554488	556265
As 188.980	108.445	106.187	113.670
B 249.678	13.0865u	11.8063u	11.9429u
Ba 389.178	556.886	553.885	559.226
Be 313.042	509.376	509.042	510.372
Ca 370.602	516165	517831	513567
Cd 226.502	1064.87	1056.00	1064.56
Co 228.615	521.140	526.125	524.143
Cr 267.716	539.075	537.025	538.879
Cu 324.754	599.985	602.298	601.518
Fe 271.441	201638	201208	201493
K 766.491	-2.2844u	-2.7744u	-1.2452u
Mg 279.078	545945	543569	545605
Mn 257.610	557.058	554.684	557.527
Mo 202.032	1220.90x	1223.15x	1227.45x
Na 330.237	-286.023u	245.723u	-89.0625u
Ni 231.604	1046.93	1045.25	1052.63
Pb 220.353	41.8823	47.2183	41.8451
Sb 206.834	632.059	626.841	630.146
Se 196.026	46.8011	60.4762	57.8211
Sn 189.925	1129.59	1130.11	1140.42
Sr 216.596	6.5557	9.5295	7.1287
Ti 334.941	2.9914	3.1254	3.1552
Tl 190.794	96.3969	90.7216	102.113
V 292.401	546.206	543.572	546.520
Zn 206.200	1030.72	1027.64	1022.34

Label	Sol'n Conc.	Units	SD	%RSD	Int. (c/s)
Ag 328.068	230.496b	ppb	0.7156	0.3	9074.03
Al 308.215	555692b	ppb	1043.54	0.2	1936060
As 188.980	109.434b	ppb	3.8380	3.5	52.5664
B 249.678	12.2786b	ppb	0.7030	5.7	-37.2121
Ba 389.178	556.666b	ppb	2.6775	0.5	4194.94
Be 313.042	509.597b	ppb	0.6915	0.1	710511
Ca 370.602	515854b	ppb	2149	0.4	482260
Cd 226.502	1061.81b	ppb	5.0360	0.5	22331.6
Co 228.615	523.803b	ppb	2.5096	0.5	3439.39
Cr 267.716	538.326b	ppb	1.1310	0.2	13018.1
Cu 324.754	601.267b	ppb	1.1768	0.2	19675.5
Fe 271.441	201446b	ppb	218.568	0.1	156452
K 766.491	-2.1014b	ppb	0.7809	37.2	444.373
Mg 279.078	545040b	ppb	1285.00	0.2	847148
Mn 257.610	556.423b	ppb	1.5241	0.3	68235.1
Mo 202.032	1223.83xb	ppb	3.3252	0.3	3383.33
Na 330.237	-43.1207b	ppb	268.833	623.4	-11.0079
Ni 231.604	1048.27b	ppb	3.8692	0.4	1642.82
Pb 220.353	43.6486b	ppb	3.0915	7.1	53.6232
Sb 206.834	629.682b	ppb	2.6400	0.4	364.885
Se 196.026	55.0328b	ppb	7.2515	13.2	21.8605
Sn 189.925	1133.37b	ppb	6.1106	0.5	483.229
Sr 216.596	7.7380b	ppb	1.5778	20.4	139.196
Ti 334.941	3.0907b	ppb	0.0872	2.8	1347.69
Tl 190.794	96.4104b	ppb	5.6956	5.9	23.5671
V 292.401	545.433b	ppb	1.6192	0.3	6346.65
Zn 206.200	1026.90b	ppb	4.2402	0.4	1016.80

E06052013.vvq. All Data Report 6/6/2013, 9:35:19 AM

CCV (Samp) 6/5/2013, 6:06:49 PM Rack 2, Tube 30

Weight: 1 Volume: 1 Dilution: 1

Label	Replicates Concentration		
Ag 328.068	493.067	494.776	495.068
Al 308.215	5154.73	5203.30	5277.90
As 188.980	482.973	503.792	505.598
B 249.678	496.438	501.453	504.466
Ba 389.178	4940.09	4953.65	4976.03
Be 313.042	491.152	493.493	495.996
Ca 370.602	5007	5044	5104
Cd 226.502	496.791	499.210	500.088
Co 228.615	497.985	499.030	502.484
Cr 267.716	4955.11	4971.15	4989.66
Cu 324.754	4955.40	4992.95	4973.23
Fe 271.441	5026.38	5061.44	5133.64
K 766.491	9478.45	9546.16	9564.93
Mg 279.078	5012.27	5046.43	5148.53
Mn 257.610	5015.38	5041.82	5063.80
Mo 202.032	505.651	508.935	511.269
Na 330.237	7225.08	7648.25	7898.75
Ni 231.604	2472.75	2497.31	2499.22
Pb 220.353	496.913	498.557	509.590
Sb 206.834	958.701	973.249	972.365
Se 196.026	4969.31	4975.15	5022.33
Sn 189.925	4999.36	5031.23	5057.73
Sr 216.596	2502.95	2512.63	2514.26
Ti 334.941	498.428	500.954	502.110
Tl 190.794	5044.65	5014.02	5030.49
V 292.401	5029.27	5052.27	5065.62
Zn 206.200	2480.31	2498.55	2499.57

Label	Sol'n Conc.	Units	SD	%RSD	Int. (c/s)
Ag 328.068	494.304	ppb	1.0806	0.2	19474.0
Al 308.215	5211.98	ppb	62.0425	1.2	18015.2
As 188.980	497.454	ppb	12.5739	2.5	237.781
B 249.678	500.786	ppb	4.0556	0.8	6367.57
Ba 389.178	4956.59	ppb	18.1535	0.4	33223.4
Be 313.042	493.547	ppb	2.4225	0.5	687932
Ca 370.602	5052	ppb	49.08	1.0	4763
Cd 226.502	498.696	ppb	1.7077	0.3	10350.0
Co 228.615	499.833	ppb	2.3546	0.5	3302.02
Cr 267.716	4971.97	ppb	17.2921	0.3	120010
Cu 324.754	4973.86	ppb	18.7867	0.4	160035
Fe 271.441	5073.82	ppb	54.6887	1.1	3993.07
K 766.491	9529.84	ppb	45.4896	0.5	208262
Mg 279.078	5069.08	ppb	70.9019	1.4	7853.68
Mn 257.610	5040.33	ppb	24.2468	0.5	594677
Mo 202.032	508.618	ppb	2.8224	0.6	1412.01
Na 330.237	7590.70	ppb	340.502	4.5	249.852
Ni 231.604	2489.76	ppb	14.7653	0.6	3891.47
Pb 220.353	501.687	ppb	6.8935	1.4	393.074
Sb 206.834	968.105	ppb	8.1560	0.8	587.812
Se 196.026	4988.93	ppb	29.0747	0.6	1861.53
Sn 189.925	5029.44	ppb	29.2288	0.6	2183.53
Sr 216.596	2509.95	ppb	6.1141	0.2	11988.2
Ti 334.941	500.497	ppb	1.8829	0.4	56694.7
Tl 190.794	5029.72	ppb	15.3281	0.3	2131.33
V 292.401	5049.05	ppb	18.3890	0.4	59620.6
Zn 206.200	2492.81	ppb	10.8397	0.4	2447.85

E06052013.wvq. All Data Report 6/6/2013, 9:35:19 AM

CCB (Samp) 6/5/2013, 6:11:25 PM Rack 2, Tube 31

Weight: 1

Volume: 1

Dilution: 1

Label	Replicates Concentration		
Ag 328.068	0.1798	0.4197	0.0947
Al 308.215	5.6697	5.5675	9.3497
As 188.980	-8.2874u	-6.0509u	-7.6324u
B 249.678	6.2292	5.7337	4.5801
Ba 389.178	-0.0998u	-1.3043u	-2.2059u
Be 313.042	0.0240	0.0127	0.0124
Ca 370.602	-8.168u	1.366	11.23
Cd 226.502	0.0104	-0.2102u	0.0072
Co 228.615	-0.7671u	0.0230	-0.2842u
Cr 267.716	0.4093	0.4307	0.1969
Cu 324.754	0.9682	0.8987	-0.1511u
Fe 271.441	6.4560	7.7131	-6.6619u
K 766.491	-8.6687u	-6.7878u	-7.6264u
Mg 279.078	6.2422	7.3080	8.6598
Mn 257.610	-0.0461u	0.0537	0.0789
Mo 202.032	1.6688	-0.7084u	1.1406
Na 330.237	128.361	123.394	-10.6763u
Ni 231.604	1.0491	-1.0084u	-1.1320u
Pb 220.353	-2.0693u	4.2466	2.6670
Sb 206.834	0.8300	-4.4911u	-1.6861u
Se 196.026	8.7656	3.9357	0.3444
Sn 189.925	3.2560	8.1763	4.2675
Sr 216.596	0.4337	1.2541	0.4766
Ti 334.941	0.0681	0.0764	0.0515
Tl 190.794	8.9552	-1.2251u	-1.3070u
V 292.401	-0.3842u	0.4897	0.8055
Zn 206.200	-0.4951u	1.9192	1.2840

Label	Sol'n Conc.	Units	SD	%RSD	Int. (c/s)
Ag 328.068	0.2314	ppb	0.1685	72.8	-28.6031
Al 308.215	6.8623	ppb	2.1547	31.4	368.399
As 188.980	-7.3236	ppb	1.1498	15.7	-6.3046
B 249.678	5.5144	ppb	0.8462	15.3	235.263
Ba 389.178	-1.2033	ppb	1.0567	87.8	-46.1617
Be 313.042	0.0164	ppb	0.0066	40.5	-251.327
Ca 370.602	1.477	ppb	9.700	656.9	-20.68
Cd 226.502	-0.0642	ppb	0.1265	197.1	16.7654
Co 228.615	-0.3428	ppb	0.3983	116.2	1.7272
Cr 267.716	0.3456	ppb	0.1293	37.4	10.5886
Cu 324.754	0.5719	ppb	0.6271	109.7	324.648
Fe 271.441	2.5024	ppb	7.9614	318.2	4.6780
K 766.491	-7.6943	ppb	0.9423	12.2	322.434
Mg 279.078	7.4033	ppb	1.2116	16.4	45.7394
Mn 257.610	0.0288	ppb	0.0661	229.6	42.9306
Mo 202.032	0.7003	ppb	1.2483	178.2	15.3421
Na 330.237	80.3594	ppb	78.8783	98.2	39.6051
Ni 231.604	-0.3638	ppb	1.2252	336.8	3.1173
Pb 220.353	1.6148	ppb	3.2868	203.5	21.0713
Sb 206.834	-1.7824	ppb	2.6619	149.3	-1.8102
Se 196.026	4.3486	ppb	4.2257	97.2	2.3259
Sn 189.925	5.2333	ppb	2.5984	49.7	-9.2500
Sr 216.596	0.7215	ppb	0.4618	64.0	16.0469
Ti 334.941	0.0654	ppb	0.0127	19.5	-8.7862
Tl 190.794	2.1410	ppb	5.9014	275.6	-11.3780
V 292.401	0.3037	ppb	0.6163	203.0	-6.3676
Zn 206.200	0.9027	ppb	1.2515	138.6	6.6331

E06052013.wvq. All Data Report 6/6/2013, 9:35:19 AM

mb 680-279178/1-a (Samp) **6/5/2013, 6:16:11 PM** **Rack 2, Tube 32**
Weight: 1 **Volume: 1** **Dilution: 1**

Label	Replicates Concentration		
Ag 328.068	0.0962	-0.3200u	0.1866
Al 308.215	2.4197	5.9055	7.1301
As 188.980	-7.6446u	-12.7028u	1.6522
B 249.678	2.6672	2.2658	2.2568
Ba 389.178	-2.5793u	1.9910	-2.2552u
Be 313.042	-0.0066u	-0.0103u	-0.0085u
Ca 370.602	-4.097u	-3.362u	0.3163
Cd 226.502	-0.2148u	-0.0302u	0.1717
Co 228.615	-0.7501u	-0.6568u	-0.5541u
Cr 267.716	0.6323	0.0303	-0.1717u
Cu 324.754	-0.5941u	-0.8471u	0.2499
Fe 271.441	7.5614	6.4381	-2.5407u
K 766.491	-7.1262u	-7.7301u	-7.7399u
Mg 279.078	2.2949	5.6815	3.7763
Mn 257.610	-0.0999u	-0.0774u	-0.1033u
Mo 202.032	-0.4658u	-0.3990u	1.1840
Na 330.237	-97.0606u	-148.372u	85.7788
Ni 231.604	-1.8168u	-1.8367u	-3.1342u
Pb 220.353	0.0143	4.6334	-2.9111u
Sb 206.834	-6.0228u	-2.8021u	5.4536
Se 196.026	2.7817	1.0520	10.1096
Sn 189.925	1.9705	-0.3726u	3.3519
Sr 216.596	1.7201	0.0433	0.1622
Ti 334.941	0.2223	0.2770	0.1901
Tl 190.794	0.0818	-3.5116u	-5.3658u
V 292.401	-0.3176u	-1.0349u	-0.6815u
Zn 206.200	1.6556	0.6620	-1.1511u

Label	Sol'n Conc.	Units	SD	%RSD	Int. (c/s)
Ag 328.068	-0.0124	ppb	0.2702	2177.3	-38.2502
Al 308.215	5.1517	ppb	2.4440	47.4	362.513
As 188.980	-6.2317	ppb	7.2811	116.8	-5.7762
B 249.678	2.3966	ppb	0.2344	9.8	196.599
Ba 389.178	-0.9479	ppb	2.5502	269.1	-44.4520
Be 313.042	-0.0085	ppb	0.0018	21.6	-285.810
Ca 370.602	-2.381	ppb	2.365	99.3	-24.35
Cd 226.502	-0.0244	ppb	0.1933	792.3	17.5924
Co 228.615	-0.6536	ppb	0.0980	15.0	-0.2990
Cr 267.716	0.1637	ppb	0.4183	255.6	6.2006
Cu 324.754	-0.3971	ppb	0.5744	144.6	293.512
Fe 271.441	3.8196	ppb	5.5368	145.0	5.6791
K 766.491	-7.5321	ppb	0.3516	4.7	325.971
Mg 279.078	3.9176	ppb	1.6977	43.3	40.3229
Mn 257.610	-0.0935	ppb	0.0141	15.0	28.4867
Mo 202.032	0.1064	ppb	0.9339	877.7	13.7053
Na 330.237	-53.2180	ppb	123.078	231.3	35.4368
Ni 231.604	-2.2626	ppb	0.7549	33.4	0.1524
Pb 220.353	0.5789	ppb	3.8038	657.1	20.3017
Sb 206.834	-1.1237	ppb	5.9194	526.8	-1.4199
Se 196.026	4.6478	ppb	4.8085	103.5	2.4374
Sn 189.925	1.6499	ppb	1.8828	114.1	-10.8140
Sr 216.596	0.6418	ppb	0.9357	145.8	15.6893
Ti 334.941	0.2298	ppb	0.0439	19.1	9.8360
Tl 190.794	-2.9319	ppb	2.7697	94.5	-13.5399
V 292.401	-0.6780	ppb	0.3587	52.9	-17.9026
Zn 206.200	0.3888	ppb	1.4232	366.0	6.1276

E06052013.wvq. All Data Report 6/6/2013, 9:35:19 AM

ics 680-279178/2-a (Samp) 6/5/2013, 6:20:47 PM Rack 2, Tube 33
 Weight: 1 Volume: 1 Dilution: 1

Label	Replicates Concentration		
Ag 328.068	-0.3625u	-0.8751u	-0.4907u
Al 308.215	1.8841	2.5731	4.6387
As 188.980	1.0217	0.2850	-1.8462u
B 249.678	0.0241	-0.0602u	0.3741
Ba 389.178	-1.0399u	-2.0698u	-2.4602u
Be 313.042	-0.0026u	-0.0160u	-0.0176u
Ca 370.602	7.475	13.33	7.732
Cd 226.502	0.1767	-0.0448u	-0.0340u
Co 228.615	0.0484	-0.0033u	-0.8028u
Cr 267.716	-0.3348u	-0.0502u	-0.0307u
Cu 324.754	0.1422	-0.4904u	-0.8464u
Fe 271.441	45.3167	33.8486	46.4765
K 766.491	-6.7559u	-7.0505u	-8.2350u
Mg 279.078	4.5163	9.0293	9.8117
Mn 257.610	0.0625	-0.0010u	0.0291
Mo 202.032	-1.4748u	0.6715	-0.0603u
Na 330.237	210.522	160.465	22.9432
Ni 231.604	-1.9969u	0.0354	-2.9487u
Pb 220.353	5.6412	0.1724	0.3905
Sb 206.834	-0.7586u	-6.7328u	-12.1371u
Se 196.026	-2.3493u	5.1654	-1.3548u
Sn 189.925	3.7008	5.5659	7.2448
Sr 216.596	-0.5877u	0.7218	1.2195
Ti 334.941	0.0263	0.1063	0.1473
Tl 190.794	-2.7568u	1.2722	-2.1853u
V 292.401	-0.2863u	-0.1646u	-0.1617u
Zn 206.200	-0.9085u	0.0646	-1.5751u

Label	Sol'n Conc.	Units	SD	%RSD	Int. (c/s)
Ag 328.068	-0.5761	ppb	0.2667	46.3	-60.5198
Al 308.215	3.0320	ppb	1.4335	47.3	355.076
As 188.980	-0.1798	ppb	1.4894	828.2	-2.8490
B 249.678	0.1127	ppb	0.2303	204.4	168.205
Ba 389.178	-1.8567	ppb	0.7337	39.5	-50.5265
Be 313.042	-0.0121	ppb	0.0082	68.4	-290.872
Ca 370.602	9.514	ppb	3.311	34.8	-14.16
Cd 226.502	0.0326	ppb	0.1249	382.9	18.8412
Co 228.615	-0.2525	ppb	0.4772	189.0	2.3368
Cr 267.716	-0.1386	ppb	0.1703	122.9	-1.0918
Cu 324.754	-0.3982	ppb	0.5007	125.7	293.485
Fe 271.441	41.8806	ppb	6.9801	16.7	35.2561
K 766.491	-7.3471	ppb	0.7829	10.7	330.004
Mg 279.078	7.7858	ppb	2.8583	36.7	46.3412
Mn 257.610	0.0302	ppb	0.0317	105.1	43.1653
Mo 202.032	-0.2879	ppb	1.0911	379.0	12.6170
Na 330.237	131.310	ppb	97.1286	74.0	41.2017
Ni 231.604	-1.6367	ppb	1.5243	93.1	1.1298
Pb 220.353	2.0680	ppb	3.0964	149.7	21.4104
Sb 206.834	-6.5429	ppb	5.6916	87.0	-4.5784
Se 196.026	0.4871	ppb	4.0819	838.0	0.8865
Sn 189.925	5.5038	ppb	1.7728	32.2	-9.1319
Sr 216.596	0.4512	ppb	0.9335	206.9	14.7855
Ti 334.941	0.0933	ppb	0.0615	65.9	-5.6151
Tl 190.794	-1.2233	ppb	2.1800	178.2	-12.8126
V 292.401	-0.2042	ppb	0.0711	34.8	-12.3027
Zn 206.200	-0.8063	ppb	0.8246	102.3	-4.9521

E06052013.vvq. All Data Report 6/6/2013, 9:35:19 AM

680-90869-h-1-e (Samp) **6/5/2013, 6:25:23 PM** **Rack 2, Tube 34**
Weight: 1 **Volume: 1** **Dilution: 1**

Label	Replicates Concentration		
Ag 328.068	-9.2707u	-9.5814u	-9.3236u
Al 308.215	312135	312749	313378
As 188.980	233.430	253.817	235.351
B 249.678	475.910u	476.752u	484.540u
Ba 389.178	1364.08	1363.93	1368.79
Be 313.042	12.2633	12.2931	12.2900
Ca 370.602	28570u	27801u	27533u
Cd 226.502	96.7544	94.7955	99.4299
Co 228.615	377.154	364.809	378.896
Cr 267.716	961.868	966.304	965.333
Cu 324.754	195.320	197.347	196.072
Fe 271.441	5085945x	5090375x	5073355x
K 766.491	74522.5x	74812.4x	74997.7x
Mg 279.078	64129.3	64244.9	64207.0
Mn 257.610	16196.3	16246.2	16231.0
Mo 202.032	74.3366	73.6684	70.4477
Na 330.237	3367389x	3368804x	3371044x
Ni 231.604	305.013	302.619	303.884
Pb 220.353	605.113	615.884	618.903
Sb 206.834	-49.8218	-51.4924	-64.7549
Se 196.026	-148.428u	-142.526u	-154.492u
Sn 189.925	379.984	354.065	365.491
Sr 216.596	832.903	831.052	827.394
Ti 334.941	4091.57	4100.37	4105.32
Tl 190.794	-202.237u	-189.848u	-203.838u
V 292.401	497.356	497.055	498.644
Zn 206.200	9521.66	9548.77	9545.51

Label	Sol'n Conc.	Units	SD	%RSD	Int. (c/s)
Ag 328.068	-9.3919b	ppb	0.1663	1.8	-405.074
Al 308.215	312754b	ppb	621.670	0.2	1089760
As 188.980	240.866b	ppb	11.2571	4.7	76.0056
B 249.678	479.067b	ppb	4.7583	1.0	-2954.17
Ba 389.178	1365.60b	ppb	2.7643	0.2	11328.1
Be 313.042	12.2821b	ppb	0.0164	0.1	16459.2
Ca 370.602	27968b	ppb	537.9	1.9	-97086
Cd 226.502	96.9933b	ppb	2.3264	2.4	10384.8
Co 228.615	373.620b	ppb	7.6802	2.1	2620.97
Cr 267.716	964.502b	ppb	2.3319	0.2	23975.6
Cu 324.754	196.246b	ppb	1.0243	0.5	7605.72
Fe 271.441	5083225xb	ppb	8829.80	0.2	3946981
K 766.491	74777.5xb	ppb	239.485	0.3	1630810
Mg 279.078	64193.7b	ppb	58.9654	0.1	100258
Mn 257.610	16224.5b	ppb	25.5373	0.2	1921641
Mo 202.032	72.8176b	ppb	2.0794	2.9	113.783
Na 330.237	3369079xb	ppb	1843.35	0.1	104172
Ni 231.604	303.839b	ppb	1.1975	0.4	542.533
Pb 220.353	613.300b	ppb	7.2491	1.2	639.693
Sb 206.834	-55.3564b	ppb	8.1821	14.8	41.2319
Se 196.026	-148.482b	ppb	5.9832	4.0	-38.0865
Sn 189.925	366.513b	ppb	12.9897	3.5	148.960
Sr 216.596	830.450b	ppb	2.8035	0.3	6041.42
Ti 334.941	4099.09b	ppb	6.9629	0.2	464633
Tl 190.794	-198.641b	ppb	7.6568	3.9	-243.120
V 292.401	497.685b	ppb	0.8445	0.2	5871.88
Zn 206.200	9538.65b	ppb	14.7990	0.2	9429.63

E06052013.vvq. All Data Report 6/6/2013, 9:35:19 AM

680-90950-a-3-a (Samp) 6/5/2013, 6:29:59 PM Rack 2, Tube 35

Weight: 1

Volume: 1

Dilution: 1

Label	Replicates Concentration		
Ag 328.068	0.1598	0.0621	-0.3170u
Al 308.215	9164.76	9157.98	9077.37
As 188.980	-2.6421u	-1.8933u	-1.8666u
B 249.678	81.0766	81.7898	80.5144
Ba 389.178	66.0842	68.5011	67.9480
Be 313.042	0.6205	0.6088	0.6030
Ca 370.602	7762	7776	7653
Cd 226.502	-0.1760	0.0422	0.4793
Co 228.615	4.2579	3.6836	4.0120
Cr 267.716	9.7698	9.5788	9.4546
Cu 324.754	192.647	196.842	193.103
Fe 271.441	4050.74	4052.86	4004.20
K 766.491	3622.08	3627.16	3603.14
Mg 279.078	4262.09	4267.89	4223.74
Mn 257.610	26.9805	26.8993	26.7384
Mo 202.032	-0.1466u	-2.7908u	-0.2482u
Na 330.237	40384.8	39774.2	39977.9
Ni 231.604	1.9512	4.4136	3.8065
Pb 220.353	3.7583	-2.2726u	-2.1073u
Sb 206.834	-4.1229u	-1.8871u	-1.4985u
Se 196.026	-5.8126u	-3.1284u	2.2301
Sn 189.925	-0.9271u	8.5257	-0.8921u
Sr 216.596	49.2102	49.9167	47.9719
Ti 334.941	18.2834	18.2748	18.0950
Tl 190.794	1.3224	1.5211	-9.1278u
V 292.401	1.5265	1.5264	1.5136
Zn 206.200	24.0561	24.3394	25.4046

Label	Sol'n Conc.	Units	SD	%RSD	Int. (c/s)
Ag 328.068	-0.0317	ppb	0.2518	794.4	-40.0984
Al 308.215	9133.37	ppb	48.6176	0.5	32160.2
As 188.980	-2.1340	ppb	0.4402	20.6	-3.7558
B 249.678	81.1269	ppb	0.6392	0.8	1165.77
Ba 389.178	67.5111	ppb	1.2663	1.9	419.704
Be 313.042	0.6108	ppb	0.0089	1.5	576.747
Ca 370.602	7730	ppb	67.41	0.9	7184
Cd 226.502	0.1152	ppb	0.3337	289.7	26.9214
Co 228.615	3.9845	ppb	0.2881	7.2	30.5796
Cr 267.716	9.6011	ppb	0.1588	1.7	234.966
Cu 324.754	194.197	ppb	2.3017	1.2	6544.28
Fe 271.441	4035.93	ppb	27.5053	0.7	3136.77
K 766.491	3617.46	ppb	12.6597	0.3	79359.0
Mg 279.078	4251.24	ppb	23.9916	0.6	6640.64
Mn 257.610	26.8727	ppb	0.1232	0.5	3233.01
Mo 202.032	-1.0619	ppb	1.4982	141.1	10.4046
Na 330.237	40045.6	ppb	310.883	0.8	1286.34
Ni 231.604	3.3904	ppb	1.2828	37.8	9.0275
Pb 220.353	-0.2072	ppb	3.4352	1657.8	19.7707
Sb 206.834	-2.5029	ppb	1.4164	56.6	-2.1179
Se 196.026	-2.2369	ppb	4.0948	183.1	-0.1136
Sn 189.925	2.2355	ppb	5.4475	243.7	-10.5494
Sr 216.596	49.0330	ppb	0.9844	2.0	248.871
Ti 334.941	18.2177	ppb	0.1064	0.6	2054.57
Tl 190.794	-2.0947	ppb	6.0916	290.8	-13.2944
V 292.401	1.5221	ppb	0.0074	0.5	7.9031
Zn 206.200	24.6000	ppb	0.7111	2.9	299680

E06052013.vvq. All Data Report 6/6/2013, 9:35:19 AM

680-90950-a-3-aSD^5 (Samp) 6/5/2013, 6:34:35 PM Rack 2, Tube 36**Weight: 1****Volume: 1****Dilution: 1**

Label	Replicates Concentration		
Ag 328.068	-0.2193u	-0.5218u	-0.0183u
Al 308.215	1923.58	1917.37	1902.14
As 188.980	-11.2011u	0.2728	3.0548
B 249.678	16.1672	15.7479	14.9864
Ba 389.178	13.0912	15.0424	12.7883
Be 313.042	0.1043	0.1145	0.1066
Ca 370.602	1678	1663	1664
Cd 226.502	-0.0775u	-0.0604	0.1909
Co 228.615	0.8891	1.4415	1.6439
Cr 267.716	2.3276	1.9994	1.8070
Cu 324.754	40.9369	41.2896	41.1954
Fe 271.441	871.941	866.571	869.401
K 766.491	721.178	716.446	713.274
Mg 279.078	910.380	909.874	900.686
Mn 257.610	5.7779	5.7102	5.6639
Mo 202.032	0.2155	-0.0578u	-0.8987u
Na 330.237	8023.03	8150.10	8136.34
Ni 231.604	0.8622	-0.6605u	-1.2463u
Pb 220.353	5.2199	-2.7776u	-0.4760u
Sb 206.834	4.4367	2.2037	-0.5382u
Se 196.026	8.6345	4.6714	-2.1397u
Sn 189.925	9.7715	5.4938	0.8905
Sr 216.596	11.7666	11.1022	10.2194
Ti 334.941	3.9550	3.9517	3.8482
Tl 190.794	-5.2262u	-7.2646u	-1.9152u
V 292.401	0.1201	0.1186	-0.4716u
Zn 206.200	7.0299	5.6615	5.2138

Label	Sol'n Conc.	Units	SD	%RSD	Int. (c/s)
Ag 328.068	-0.2531	ppb	0.2534	100.1	-48.0039
Al 308.215	1914.36	ppb	11.0285	0.6	7013.10
As 188.980	-2.6245	ppb	7.5567	287.9	-4.0235
B 249.678	15.6338	ppb	0.5987	3.8	359.200
Ba 389.178	13.6406	ppb	1.2234	9.0	54.4664
Be 313.042	0.1085	ppb	0.0054	4.9	-122.945
Ca 370.602	1668	ppb	8.277	0.5	1533
Cd 226.502	0.0177	ppb	0.1503	849.5	19.8681
Co 228.615	1.3248	ppb	0.3907	29.5	12.8003
Cr 267.716	2.0447	ppb	0.2633	12.9	51.8067
Cu 324.754	41.1406	ppb	0.1826	0.4	1627.79
Fe 271.441	869.305	ppb	2.6863	0.3	677.818
K 766.491	716.966	ppb	3.9776	0.6	16121.7
Mg 279.078	906.980	ppb	5.4566	0.6	1443.69
Mn 257.610	5.7174	ppb	0.0573	1.0	718.992
Mo 202.032	-0.2470	ppb	0.5807	235.1	12.7134
Na 330.237	8103.16	ppb	69.7311	0.9	289.862
Ni 231.604	-0.3482	ppb	1.0884	312.6	3.1510
Pb 220.353	0.6554	ppb	4.1171	628.1	20.3709
Sb 206.834	2.0341	ppb	2.4918	122.5	0.4419
Se 196.026	3.7221	ppb	5.4495	146.4	2.0957
Sn 189.925	5.3853	ppb	4.4415	82.5	-9.1819
Sr 216.596	11.0294	ppb	0.7762	7.0	65.7381
Ti 334.941	3.9183	ppb	0.0607	1.6	429.191
Tl 190.794	-4.8020	ppb	2.6998	56.2	-14.3598
V 292.401	-0.0777	ppb	0.3412	439.4	-10.8412
Zn 206.200	5.9684	ppb	0.9462	15.8	317.6221

E06052013.wvq. All Data Report 6/6/2013, 9:35:19 AM

680-90950-a-3-aPDS (Samp) 6/5/2013, 6:48:22 PM Rack 2, Tube 39**Weight: 1****Volume: 1****Dilution: 1**

Label	Replicates Concentration		
Ag 328.068	48.6934	49.5507	49.8159
Al 308.215	10918.0	10929.7	10982.7
As 188.980	2107.87	2104.21	2140.18
B 249.678	1076.80	1087.07	1095.75
Ba 389.178	2059.47	2060.29	2070.99
Be 313.042	50.7381	50.9733	51.2395
Ca 370.602	12703	12674	12686
Cd 226.502	50.1665	50.0315	50.7053
Co 228.615	500.073	508.098	508.246
Cr 267.716	211.014	210.164	211.566
Cu 324.754	443.686	443.638	446.553
Fe 271.441	4841.98	4868.56	4850.24
K 766.491	8985.97	9009.73	9071.01
Mg 279.078	9272.29	9270.73	9333.27
Mn 257.610	541.762	542.559	545.388
Mo 202.032	539.935	545.096	540.510
Na 330.237	45397.8	44905.9	45474.8
Ni 231.604	498.132	492.576	493.934
Pb 220.353	510.845	506.433	514.890
Sb 206.834	471.408	469.824	474.859
Se 196.026	2034.17	2028.77	2056.60
Sn 189.925	1027.34	1036.29	1034.96
Sr 216.596	563.994	571.786	570.790
Ti 334.941	1016.10	1017.11	1022.05
Tl 190.794	2106.56	2120.05	2100.29
V 292.401	506.928	508.188	510.661
Zn 206.200	514.558	514.866	515.689

Label	Sol'n Conc.	Units	SD	%RSD	Int. (c/s)
Ag 328.068	49.3533	ppb	0.5867	1.2	1902.90
Al 308.215	10943.5	ppb	34.4683	0.3	38420.8
As 188.980	2117.42	ppb	19.7931	0.9	1021.49
B 249.678	1086.54	ppb	9.4825	0.9	13631.2
Ba 389.178	2063.59	ppb	6.4254	0.3	13815.8
Be 313.042	50.9837	ppb	0.2509	0.5	70760.7
Ca 370.602	12687	ppb	14.36	0.1	12012
Cd 226.502	50.3011	ppb	0.3565	0.7	1067.20
Co 228.615	505.472	ppb	4.6766	0.9	3338.07
Cr 267.716	210.915	ppb	0.7063	0.3	5094.18
Cu 324.754	444.626	ppb	1.6691	0.4	14594.1
Fe 271.441	4853.60	ppb	13.6035	0.3	3803.25
K 766.491	9022.23	ppb	43.8768	0.5	197195
Mg 279.078	9292.10	ppb	35.6678	0.4	14469.8
Mn 257.610	543.236	ppb	1.9058	0.4	64170.8
Mo 202.032	541.847	ppb	2.8283	0.5	1506.88
Na 330.237	45259.5	ppb	308.642	0.7	1442.38
Ni 231.604	494.880	ppb	2.8964	0.6	775.987
Pb 220.353	510.722	ppb	4.2299	0.8	399.160
Sb 206.834	472.030	ppb	2.5744	0.5	271.699
Se 196.026	2039.85	ppb	14.7605	0.7	761.271
Sn 189.925	1032.87	ppb	4.8301	0.5	439.263
Sr 216.596	568.857	ppb	4.2407	0.7	2726.86
Ti 334.941	1018.42	ppb	3.1835	0.3	115377
Tl 190.794	2108.97	ppb	10.0992	0.5	886.735
V 292.401	508.592	ppb	1.8988	0.4	5974.13
Zn 206.200	515.038	ppb	0.5849	0.1	512.311

E06052013.vvq. All Data Report 6/6/2013, 9:35:19 AM

680-90950-a-3-b ms (Samp) 6/5/2013, 6:52:57 PM Rack 2, Tube 40
 Weight: 1 Volume: 1 Dilution: 1

Label	Replicates Concentration		
Ag 328.068	-0.1353u	-0.1271u	-0.6628u
Al 308.215	8682.08	8701.62	8651.90
As 188.980	1.5570	-3.8804u	6.0187
B 249.678	99.7854	98.4310	94.7348
Ba 389.178	62.9265	66.3182	61.8375
Be 313.042	0.5785	0.5651	0.5670
Ca 370.602	7414	7368	7334
Cd 226.502	0.2758	0.6117	0.6154
Co 228.615	3.6452	3.6541	3.8490
Cr 267.716	9.4463	9.3330	9.3770
Cu 324.754	180.601	185.442	182.824
Fe 271.441	3713.84	3711.45	3680.52
K 766.491	3433.80	3436.91	3414.02
Mg 279.078	4044.16	4055.72	4027.68
Mn 257.610	25.2146	25.2724	25.1032
Mo 202.032	-1.1704u	-0.0585u	-0.7067u
Na 330.237	38215.4	37469.9	37727.7
Ni 231.604	2.5309	4.2624	6.3841
Pb 220.353	2.3240	1.4162	2.1683
Sb 206.834	-2.7425u	1.7030	11.0596
Se 196.026	6.1575	13.5082	4.7859
Sn 189.925	1.0437	0.9715	-2.3817u
Sr 216.596	48.4518	47.8339	45.8025
Ti 334.941	17.2623	17.2543	17.3259
Tl 190.794	1.7219	3.9666	7.4549
V 292.401	0.7636	1.5645	1.1775
Zn 206.200	20.7397	23.6602	23.3710

Label	Sol'n Conc.	Units	SD	%RSD	Int. (c/s)
Ag 328.068	-0.3084	ppb	0.3070	99.5	-51.0107
Al 308.215	8678.53	ppb	25.0470	0.3	30575.8
As 188.980	1.2318	ppb	4.9576	402.5	-2.1285
B 249.678	97.6504	ppb	2.6142	2.7	1371.25
Ba 389.178	63.6941	ppb	2.3369	3.7	393.801
Be 313.042	0.5702	ppb	0.0073	1.3	520.227
Ca 370.602	7372	ppb	39.89	0.5	6854
Cd 226.502	0.5010	ppb	0.1950	38.9	34.3674
Co 228.615	3.7161	ppb	0.1152	3.1	28.7906
Cr 267.716	9.3854	ppb	0.0571	0.6	229.694
Cu 324.754	182.956	ppb	2.4231	1.3	6183.16
Fe 271.441	3701.94	ppb	18.5821	0.5	2877.41
K 766.491	3428.24	ppb	12.4164	0.4	75233.7
Mg 279.078	4042.52	ppb	14.0897	0.3	6316.27
Mn 257.610	25.1967	ppb	0.0860	0.3	3033.96
Mo 202.032	-0.6452	ppb	0.5585	86.6	11.5602
Na 330.237	37804.3	ppb	378.607	1.0	1216.45
Ni 231.604	4.3925	ppb	1.9299	43.9	10.5885
Pb 220.353	1.9695	ppb	0.4854	24.6	21.3822
Sb 206.834	3.3400	ppb	7.0452	210.9	1.2770
Se 196.026	8.1505	ppb	4.6903	57.5	3.7577
Sn 189.925	-0.1221	ppb	1.9571	1602.3	-11.5788
Sr 216.596	47.3627	ppb	1.3861	2.9	240.731
Ti 334.941	17.2808	ppb	0.0392	0.2	1948.10
Tl 190.794	4.3811	ppb	2.8888	65.9	-10.5258
V 292.401	1.1685	ppb	0.4005	34.3	3.7045
Zn 206.200	22.5903	ppb	1.6992	7.1	2749876

680-90950-a-3-c msd (Samp) 6/5/2013, 6:57:33 PM Rack 2, Tube 41

Weight: 1 Volume: 1 Dilution: 1

Label	Replicates Concentration		
Ag 328.068	-0.3059u	-0.1859u	-0.4307u
Al 308.215	9001.70	8991.00	8964.34
As 188.980	4.2948	1.9575	-1.6699u
B 249.678	88.9928	89.1952	87.9058
Ba 389.178	69.2146	70.4205	67.6512
Be 313.042	0.5861	0.5899	0.5922
Ca 370.602	7624	7632	7580
Cd 226.502	0.5956	0.1587	0.4348
Co 228.615	3.1433	3.7226	2.8979
Cr 267.716	9.7263	9.4013	9.1862
Cu 324.754	189.240	191.508	187.743
Fe 271.441	3833.20	3836.83	3841.81
K 766.491	3559.74	3561.68	3559.63
Mg 279.078	4184.41	4183.42	4164.79
Mn 257.610	26.1855	26.1653	26.0451
Mo 202.032	0.0344	-0.6961u	-0.2741u
Na 330.237	39696.4	39498.6	39481.4
Ni 231.604	3.9885	4.8189	5.9264
Pb 220.353	5.2440	-1.1444u	-3.4180u
Sb 206.834	-0.2892u	-1.6176u	6.3238
Se 196.026	-5.4064u	10.6567	12.9117
Sn 189.925	1.5610	5.9039	6.3000
Sr 216.596	47.7968	48.3763	48.5635
Ti 334.941	17.9808	17.9852	17.9631
Tl 190.794	-13.1248u	-6.3074u	-7.2592u
V 292.401	2.2923	0.8725	1.1878
Zn 206.200	25.5501	24.5675	25.2820

Label	Sol'n Conc.	Units	SD	%RSD	Int. (c/s)
Ag 328.068	-0.3075	ppb	0.1224	39.8	-51.0050
Al 308.215	8985.68	ppb	19.2368	0.2	31645.7
As 188.980	1.5275	ppb	3.0055	196.8	-1.9843
B 249.678	88.6980	ppb	0.6934	0.8	1259.98
Ba 389.178	69.0955	ppb	1.3885	2.0	430.199
Be 313.042	0.5894	ppb	0.0031	0.5	546.901
Ca 370.602	7612	ppb	27.76	0.4	7077
Cd 226.502	0.3964	ppb	0.2210	55.7	32.4395
Co 228.615	3.2546	ppb	0.4235	13.0	25.7583
Cr 267.716	9.4379	ppb	0.2719	2.9	230.996
Cu 324.754	189.497	ppb	1.8956	1.0	6393.27
Fe 271.441	3837.28	ppb	4.3247	0.1	2982.48
K 766.491	3560.35	ppb	1.1534	0.0	78113.9
Mg 279.078	4177.54	ppb	11.0506	0.3	6526.09
Mn 257.610	26.1320	ppb	0.0759	0.3	3145.05
Mo 202.032	-0.3119	ppb	0.3667	117.5	12.4759
Na 330.237	39558.8	ppb	119.493	0.3	1271.17
Ni 231.604	4.9113	ppb	0.9723	19.8	11.4012
Pb 220.353	0.2272	ppb	4.4910	1976.7	20.0887
Sb 206.834	1.4723	ppb	4.2537	288.9	0.1909
Se 196.026	6.0540	ppb	9.9888	165.0	2.9767
Sn 189.925	4.5883	ppb	2.6292	57.3	-9.5226
Sr 216.596	48.2455	ppb	0.3997	0.8	245.015
Ti 334.941	17.9764	ppb	0.0117	0.1	2027.10
Tl 190.794	-8.8971	ppb	3.6921	41.5	-16.1885
V 292.401	1.4509	ppb	0.7456	51.4	7.0332
Zn 206.200	25.1332	ppb	0.5079	2.0	3074919

E06052013.wvq. All Data Report 6/6/2013, 9:35:19 AM

680-90950-a-4-a (Samp) 6/5/2013, 7:02:08 PM Rack 2, Tube 42

Weight: 1 Volume: 1 Dilution: 1

Label	Replicates Concentration		
Ag 328.068	-0.1533u	-0.2610u	-0.1421u
Al 308.215	37.1261	40.5796	39.8633
As 188.980	-5.4920u	6.3973	1.4920
B 249.678	14.5098	13.2545	13.1041
Ba 389.178	94.3010	93.9963	94.3321
Be 313.042	0.2670	0.2595	0.2687
Ca 370.602	30788	30818	30756
Cd 226.502	1.1986	1.1224	1.1463
Co 228.615	5.7179	5.8177	6.1958
Cr 267.716	-0.4053u	-0.0813	-0.2506u
Cu 324.754	2372.55	2390.51	2369.47
Fe 271.441	31.5446	41.5471	41.6123
K 766.491	3953.62	3946.09	3935.41
Mg 279.078	10241.1	10235.6	10228.6
Mn 257.610	101.875	102.001	101.872
Mo 202.032	0.6449	-0.1984u	0.3973
Na 330.237	307340x	309403x	310086x
Ni 231.604	15.3625	15.6064	12.6649
Pb 220.353	-3.5323u	0.7895	3.2569
Sb 206.834	-4.6351u	2.1125	1.6878
Se 196.026	24.8357	5.6062	8.0938
Sn 189.925	-2.0557u	5.9863	4.6928
Sr 216.596	127.427	128.180	126.565
Ti 334.941	0.1508	0.1206	-0.1424u
Tl 190.794	2.4251	7.3085	-4.7618u
V 292.401	0.5907	-0.8875u	0.3269
Zn 206.200	28.0735	31.7820	34.4473

Label	Sol'n Conc.	Units	SD	%RSD	Int. (c/s)
Ag 328.068	-0.1855b	ppb	0.0656	35.4	-47.9801
Al 308.215	39.1896b	ppb	1.8227	4.7	480.885
As 188.980	0.7991b	ppb	5.9749	747.7	-2.3752
B 249.678	13.6228b	ppb	0.7718	5.7	335.737
Ba 389.178	94.2098b	ppb	0.1856	0.2	601.679
Be 313.042	0.2650b	ppb	0.0049	1.8	77.1644
Ca 370.602	30787b	ppb	30.81	0.1	29053
Cd 226.502	1.1558b	ppb	0.0390	3.4	41.2158
Co 228.615	5.9105b	ppb	0.2521	4.3	42.9274
Cr 267.716	-0.2457b	ppb	0.1621	66.0	-0.7314
Cu 324.754	2377.51b	ppb	11.3631	0.5	76667.2
Fe 271.441	38.2347b	ppb	5.7939	15.2	32.7870
K 766.491	3945.04b	ppb	9.1456	0.2	86501.0
Mg 279.078	10235.1b	ppb	6.2685	0.1	15942.6
Mn 257.610	101.916b	ppb	0.0736	0.1	12104.5
Mo 202.032	0.2813b	ppb	0.4334	154.1	14.1862
Na 330.237	308943xb	ppb	1429.86	0.5	9682.16
Ni 231.604	14.5446b	ppb	1.6324	11.2	26.3930
Pb 220.353	0.1714b	ppb	3.4366	2005.1	20.0083
Sb 206.834	-0.2783b	ppb	3.7791	1358.1	-0.9317
Se 196.026	12.8452b	ppb	10.4583	81.4	5.5126
Sn 189.925	2.8745b	ppb	4.3183	150.2	-10.2158
Sr 216.596	127.390b	ppb	0.8082	0.6	622.717
Ti 334.941	0.0430b	ppb	0.1613	375.2	-2.2694
Tl 190.794	1.6573b	ppb	6.0716	366.4	-11.5978
V 292.401	0.0100b	ppb	0.7884	7863.8	-10.7891
Zn 206.200	31.4343b	ppb	3.2011	10.2	36.6922

E06052013.vvq. All Data Report 6/6/2013, 9:35:19 AM

680-90929-d-1-b (Samp) 6/5/2013, 7:06:44 PM Rack 2, Tube 43

Weight: 1

Volume: 1

Dilution: 1

Label	Replicates Concentration		
Ag 328.068	0.3370	-0.5527u	-0.8568u
Al 308.215	3392.02	3396.63	3415.10
As 188.980	0.4594	5.3036	-3.9766u
B 249.678	286.193	287.549	289.716
Ba 389.178	78.0458	78.3763	75.4661
Be 313.042	0.0560	0.0545	0.0586
Ca 370.602	13355	13407	13465
Cd 226.502	0.0604	0.7420	0.3135
Co 228.615	1.8338	1.7973	2.3214
Cr 267.716	4.7895	5.3846	5.3215
Cu 324.754	39.5771	39.1343	39.3912
Fe 271.441	3582.36	3597.93	3611.68
K 766.491	6942.15	6974.17	6993.95
Mg 279.078	4424.61	4431.63	4467.33
Mn 257.610	70.2010	70.3282	70.6092
Mo 202.032	12.3571	11.9828	11.5093
Na 330.237	6262.00	6181.03	6058.08
Ni 231.604	2.6521	3.7038	0.1037
Pb 220.353	83.3375	78.3808	80.9132
Sb 206.834	13.9745	0.2376	0.0272u
Se 196.026	8.6405	-5.1405u	-6.5247u
Sn 189.925	9.5981	4.2214	4.5241
Sr 216.596	47.4257	46.0182	46.7802
Ti 334.941	145.363	147.221	147.734
Tl 190.794	3.7991	-0.4987u	-7.1563u
V 292.401	5.5644	5.6385	4.7688
Zn 206.200	224.740	221.949	222.487

Label	Sol'n Conc.	Units	SD	%RSD	Int. (c/s)
Ag 328.068	-0.3575	ppb	0.6204	173.5	-52.8489
Al 308.215	3401.25	ppb	12.2151	0.4	12192.5
As 188.980	0.5955	ppb	4.6416	779.5	-2.4782
B 249.678	287.819	ppb	1.7771	0.6	3729.50
Ba 389.178	77.2961	ppb	1.5934	2.1	485.328
Be 313.042	0.0564	ppb	0.0021	3.7	-194.229
Ca 370.602	13409	ppb	54.92	0.4	12579
Cd 226.502	0.3720	ppb	0.3446	92.6	31.6256
Co 228.615	1.9842	ppb	0.2926	14.7	18.8333
Cr 267.716	5.1652	ppb	0.3269	6.3	127.700
Cu 324.754	39.3675	ppb	0.2224	0.6	1571.56
Fe 271.441	3597.33	ppb	14.6656	0.4	2796.12
K 766.491	6970.09	ppb	26.1434	0.4	152454
Mg 279.078	4441.19	ppb	22.9125	0.5	6936.56
Mn 257.610	70.3795	ppb	0.2089	0.3	8365.81
Mo 202.032	11.9497	ppb	0.4248	3.6	46.2846
Na 330.237	6167.04	ppb	102.679	1.7	226.658
Ni 231.604	2.1532	ppb	1.8512	86.0	7.0908
Pb 220.353	80.8772	ppb	2.4785	3.1	80.0688
Sb 206.834	4.7464	ppb	7.9924	168.4	1.9790
Se 196.026	-1.0082	ppb	8.3847	831.6	0.3514
Sn 189.925	6.1145	ppb	3.0206	49.4	-8.8614
Sr 216.596	46.7414	ppb	0.7045	1.5	237.945
Ti 334.941	146.773	ppb	1.2474	0.8	16619.9
Tl 190.794	-1.2853	ppb	5.5199	429.5	-12.9496
V 292.401	5.3239	ppb	0.4822	9.1	53.0889
Zn 206.200	223.059	ppb	1.4898	0.7	225.354

E06052013.vvq. All Data Report 6/6/2013, 9:35:19 AM

680-90937-e-1-b (Samp) **6/5/2013, 7:11:30 PM** **Rack 2, Tube 44****Weight: 1****Volume: 1****Dilution: 1**

Label	Replicates Concentration		
Ag 328.068	-1.2939u	-1.1104u	-0.7617u
Al 308.215	376.518	371.191	369.147
As 188.980	0.7561	-3.1483u	6.7807
B 249.678	42.2899	40.6182	40.9186
Ba 389.178	70.1298	71.4124	72.3703
Be 313.042	0.7822	0.7872	0.7839
Ca 370.602	7732	7660	7686
Cd 226.502	1.9174	0.8896u	1.2048u
Co 228.615	1.6573	1.0362	0.7986
Cr 267.716	11.1014	10.6979	10.5206
Cu 324.754	48.4310	49.3718	49.5884
Fe 271.441	717.652	715.608	702.588
K 766.491	13906.3	13912.5	14037.8
Mg 279.078	13851.4	13704.5	13708.5
Mn 257.610	13.4544	13.2508	13.2728
Mo 202.032	50.5898	49.9266	51.2883
Na 330.237	11829895x	11708420x	11742418x
Ni 231.604	6.2871	6.0646	2.6218
Pb 220.353	8.7773	-0.6434u	1.4540
Sb 206.834	-1.1953u	1.9998	-0.0796u
Se 196.026	24.6103	15.1994	22.3003
Sn 189.925	8.0868	-0.2812	0.6128
Sr 216.596	96.0732	93.4938	91.9286
Ti 334.941	5.1793	4.8149	5.2548
Tl 190.794	-3.2952u	-17.8805u	-6.1810u
V 292.401	240.907	238.739	238.386
Zn 206.200	21.8036	22.1808	20.5452

Label	Sol'n Conc.	Units	SD	%RSD	Int. (c/s)
Ag 328.068	-1.0553b	ppb	0.2703	25.6	-81.0674
Al 308.215	372.285b	ppb	3.8056	1.0	1619.96
As 188.980	1.4629b	ppb	5.0021	341.9	-2.0678
B 249.678	41.2756b	ppb	0.8912	2.2	677.446
Ba 389.178	71.3042b	ppb	1.1241	1.6	451.217
Be 313.042	0.7844b	ppb	0.0025	0.3	-194.950
Ca 370.602	7693b	ppb	36.10	0.5	7226
Cd 226.502	1.3373b	ppb	0.5266	39.4	10.7183
Co 228.615	1.1640b	ppb	0.4434	38.1	10.9020
Cr 267.716	10.7733b	ppb	0.2977	2.8	366.178
Cu 324.754	49.1304b	ppb	0.6153	1.3	1883.79
Fe 271.441	711.949b	ppb	8.1714	1.1	556.440
K 766.491	13952.2b	ppb	74.2113	0.5	304680
Mg 279.078	13754.8b	ppb	83.6740	0.6	21414.6
Mn 257.610	13.3260b	ppb	0.1118	0.8	1637.41
Mo 202.032	50.6016b	ppb	0.6809	1.3	152.741
Na 330.237	11760244xb	ppb	62668.8	0.5	367197
Ni 231.604	4.9911b	ppb	2.0549	41.2	11.4878
Pb 220.353	3.1960b	ppb	4.9461	154.8	22.2374
Sb 206.834	0.2416b	ppb	1.6216	671.1	-0.9262
Se 196.026	20.7033b	ppb	4.9045	23.7	8.4274
Sn 189.925	2.8061b	ppb	4.5950	163.7	-8.1231
Sr 216.596	93.8319b	ppb	2.0929	2.2	461.316
Ti 334.941	5.0830b	ppb	0.2352	4.6	215.569
Tl 190.794	-9.1189b	ppb	7.7237	84.7	-16.1562
V 292.401	239.344b	ppb	1.3649	0.6	2779.70
Zn 206.200	21.5099b	ppb	0.8564	4.0	26.8898

E06052013.vvq. All Data Report 6/6/2013, 9:35:19 AM

mb 680-279169/1-b (Samp) 6/5/2013, 7:16:06 PM Rack 2, Tube 45
Weight: 1 Volume: 1 Dilution: 1

Label	Replicates Concentration		
Ag 328.068	-0.1264u	0.0088	-0.5436u
Al 308.215	4.2338	2.3761	2.4025
As 188.980	-4.6573u	2.6739	-7.6628u
B 249.678	0.9331	1.9822	1.1048
Ba 389.178	1.9131	0.6231	0.1906
Be 313.042	-0.0072u	-0.0192u	-0.0226u
Ca 370.602	-6.856u	13.43	18.56
Cd 226.502	0.0361	0.0659	-0.2919u
Co 228.615	-1.0729u	0.5347	0.1428
Cr 267.716	0.0676	0.1336	-0.1268u
Cu 324.754	0.7807	-0.0599u	-0.5588u
Fe 271.441	-7.4655u	-4.3402u	-5.2778u
K 766.491	-4.6238u	-3.4269u	-5.2198u
Mg 279.078	7.8632	3.6084	1.2136
Mn 257.610	0.0470	-0.0086u	0.1004
Mo 202.032	-1.2418u	-0.6038u	-2.1723u
Na 330.237	639.694	762.983	901.911
Ni 231.604	-1.5568u	0.2182	-2.5742u
Pb 220.353	0.9252	-0.4091u	-1.1481u
Sb 206.834	4.9377	1.9336	-1.6470u
Se 196.026	2.3659	-4.0217u	4.0148
Sn 189.925	4.6189	8.7640	1.2474
Sr 216.596	0.5566	0.0021	0.0459
Ti 334.941	0.2006	0.1589	0.0634
Tl 190.794	6.2656	-4.2024u	2.0430
V 292.401	0.2411	0.0343	-0.7209u
Zn 206.200	-1.0314u	-0.7441u	1.8880

Label	Sol'n Conc.	Units	SD	%RSD	Int. (c/s)
Ag 328.068	-0.2204	ppb	0.2879	130.6	-46.4504
Al 308.215	3.0042	ppb	1.0650	35.5	354.957
As 188.980	-3.2154	ppb	5.3171	165.4	-4.3170
B 249.678	1.3400	ppb	0.5627	42.0	183.500
Ba 389.178	0.9089	ppb	0.8961	98.6	-31.9951
Be 313.042	-0.0163	ppb	0.0081	49.6	-296.828
Ca 370.602	8.375	ppb	13.44	160.5	-14.19
Cd 226.502	-0.0633	ppb	0.1986	313.7	16.7837
Co 228.615	-0.1318	ppb	0.8383	636.0	3.1405
Cr 267.716	0.0248	ppb	0.1354	546.2	2.8519
Cu 324.754	0.0540	ppb	0.6770	1253.7	307.991
Fe 271.441	-5.6945	ppb	1.6038	28.2	-1.6780
K 766.491	-4.4235	ppb	0.9131	20.6	393.746
Mg 279.078	4.2284	ppb	3.3679	79.6	40.8056
Mn 257.610	0.0463	ppb	0.0545	117.8	44.9831
Mo 202.032	-1.3393	ppb	0.7888	58.9	9.7189
Na 330.237	768.196	ppb	131.186	17.1	61.0842
Ni 231.604	-1.3043	ppb	1.4132	108.4	1.6483
Pb 220.353	-0.2107	ppb	1.0508	498.8	19.7147
Sb 206.834	1.7414	ppb	3.2966	189.3	0.2516
Se 196.026	0.7863	ppb	4.2447	539.8	0.9979
Sn 189.925	4.8768	ppb	3.7649	77.2	-9.4055
Sr 216.596	0.2015	ppb	0.3083	153.0	13.5836
Ti 334.941	0.1409	ppb	0.0703	49.9	-0.2469
Tl 190.794	1.3687	ppb	5.2665	384.8	-11.7067
V 292.401	-0.1485	ppb	0.5064	341.0	-11.6085
Zn 206.200	0.0375	ppb	1.6990	423.1	5.7821

E06052013.wvq. All Data Report 6/6/2013, 9:35:19 AM

ics 680-279169/2-b (Samp) 6/5/2013, 7:20:42 PM Rack 2, Tube 46
 Weight: 1 Volume: 1 Dilution: 1

Label	Replicates Concentration		
Ag 328.068	46.5960	47.1097	46.2612
Al 308.215	4641.88	4664.17	4618.46
As 188.980	102.408	99.1590	100.752
B 249.678	180.368	181.623	181.037
Ba 389.178	88.6109	89.5236	90.1235
Be 313.042	47.4129	47.6229	47.1458
Ca 370.602	4492	4534	4492
Cd 226.502	47.5359	48.3166	47.6971
Co 228.615	47.9717	46.9060	46.4199
Cr 267.716	94.4967	94.7802	93.7799
Cu 324.754	93.3888	94.2151	94.3550
Fe 271.441	4546.85	4563.53	4529.12
K 766.491	4761.31	4793.36	4739.23
Mg 279.078	4655.08	4680.18	4626.26
Mn 257.610	482.955	486.085	482.069
Mo 202.032	96.3814	96.6753	95.7534
Na 330.237	5034.28	4327.93	5190.76
Ni 231.604	92.2351	93.0297	89.7633
Pb 220.353	41.1171	49.2320	40.5733
Sb 206.834	44.9016	46.0575	37.4985
Se 196.026	87.0485	94.7500	96.6111
Sn 189.925	185.177	189.894	190.514
Sr 216.596	94.2487	95.2092	92.6145
Ti 334.941	91.4016	91.9542	91.3126
Tl 190.794	43.0150	35.4504	36.7681
V 292.401	95.1986	96.6506	94.7957
Zn 206.200	91.8815	93.3847	88.2754

Label	Sol'n Conc.	Units	SD	%RSD	Int. (c/s)
Ag 328.068	46.6556	ppb	0.4273	0.9	1806.02
Al 308.215	4641.50	ppb	22.8561	0.5	16505.6
As 188.980	100.773	ppb	1.6246	1.6	45.9680
B 249.678	181.009	ppb	0.6278	0.3	2403.38
Ba 389.178	89.4193	ppb	0.7617	0.9	567.398
Be 313.042	47.3939	ppb	0.2392	0.5	65818.0
Ca 370.602	4506	ppb	24.34	0.5	4143
Cd 226.502	47.8499	ppb	0.4122	0.9	1016.04
Co 228.615	47.0992	ppb	0.7937	1.7	314.073
Cr 267.716	94.3523	ppb	0.5156	0.5	2280.95
Cu 324.754	93.9863	ppb	0.5221	0.6	3326.91
Fe 271.441	4546.50	ppb	17.2078	0.4	3536.17
K 766.491	4764.63	ppb	27.2142	0.6	104370
Mg 279.078	4653.84	ppb	26.9834	0.6	7262.09
Mn 257.610	483.703	ppb	2.1100	0.4	57127.9
Mo 202.032	96.2700	ppb	0.4709	0.5	278.681
Na 330.237	4850.99	ppb	459.689	9.5	186.693
Ni 231.604	91.6761	ppb	1.7035	1.9	146.858
Pb 220.353	43.6408	ppb	4.8498	11.1	52.3944
Sb 206.834	42.8192	ppb	4.6439	10.8	24.2470
Se 196.026	92.8032	ppb	5.0698	5.5	35.4038
Sn 189.925	188.528	ppb	2.9188	1.5	70.7495
Sr 216.596	94.0241	ppb	1.3119	1.4	462.729
Ti 334.941	91.5561	ppb	0.3476	0.4	10364.9
Tl 190.794	38.4112	ppb	4.0411	10.5	3.9157
V 292.401	95.5483	ppb	0.9756	1.0	1112.76
Zn 206.200	91.1805	ppb	2.6258	2.9	95.3132

E06052013.wvq. All Data Report 6/6/2013, 9:35:19 AM

lcsd 680-279169/3-b (Samp) 6/5/2013, 7:25:18 PM Rack 2, Tube 47
 Weight: 1 Volume: 1 Dilution: 1

Label	Replicates Concentration		
Ag 328.068	45.4015	45.0201	46.2575
Al 308.215	4513.09	4481.73	4555.58
As 188.980	94.1478	94.6792	95.3730
B 249.678	179.240	177.884	181.234
Ba 389.178	86.9702	90.9038	88.4100
Be 313.042	46.1475	45.8915	46.6931
Ca 370.602	4398	4353	4401
Cd 226.502	46.6860	46.0331	47.2734
Co 228.615	46.7078	45.1357	46.8421
Cr 267.716	91.0772	91.1289	92.2579
Cu 324.754	92.4367	91.6243	93.2348
Fe 271.441	4438.62	4381.36	4458.74
K 766.491	4649.15	4605.21	4686.73
Mg 279.078	4528.41	4488.37	4564.83
Mn 257.610	470.358	466.799	474.993
Mo 202.032	94.4438	91.9056	93.4943
Na 330.237	4563.65	4769.99	4476.70
Ni 231.604	89.1083	89.2513	88.4233
Pb 220.353	49.0547	43.3965	40.5177
Sb 206.834	36.5694	49.4407	37.5530
Se 196.026	93.4013	93.2779	94.2151
Sn 189.925	190.625	180.148	187.735
Sr 216.596	92.0139	91.1781	90.9968
Ti 334.941	89.1628	88.8733	90.1975
Tl 190.794	39.9624	44.8663	38.2640
V 292.401	93.6356	92.4340	94.8398
Zn 206.200	92.0816	91.0673	91.5540

Label	Sol'n Conc.	Units	SD	%RSD	Int. (c/s)
Ag 328.068	45.5597	ppb	0.6337	1.4	1762.73
Al 308.215	4516.80	ppb	37.0661	0.8	16071.4
As 188.980	94.7334	ppb	0.6144	0.6	43.0469
B 249.678	179.453	ppb	1.6852	0.9	2384.30
Ba 389.178	88.7613	ppb	1.9902	2.2	562.830
Be 313.042	46.2440	ppb	0.4094	0.9	64214.6
Ca 370.602	4384	ppb	26.73	0.6	4030
Cd 226.502	46.6642	ppb	0.6204	1.3	991.286
Co 228.615	46.2285	ppb	0.9488	2.1	308.345
Cr 267.716	91.4880	ppb	0.6673	0.7	2211.77
Cu 324.754	92.4319	ppb	0.8053	0.9	3276.93
Fe 271.441	4426.24	ppb	40.1509	0.9	3442.73
K 766.491	4647.03	ppb	40.8012	0.9	101806
Mg 279.078	4527.20	ppb	38.2457	0.8	7065.41
Mn 257.610	470.717	ppb	4.1087	0.9	55595.2
Mo 202.032	93.2812	ppb	1.2824	1.4	270.445
Na 330.237	4603.45	ppb	150.644	3.3	178.992
Ni 231.604	88.9277	ppb	0.4426	0.5	142.565
Pb 220.353	44.3230	ppb	4.3432	9.8	52.8996
Sb 206.834	41.1877	ppb	7.1642	17.4	23.2929
Se 196.026	93.6315	ppb	0.5092	0.5	35.7098
Sn 189.925	186.169	ppb	5.4114	2.9	69.7198
Sr 216.596	91.3963	ppb	0.5425	0.6	450.145
Ti 334.941	89.4112	ppb	0.6962	0.8	10121.6
Tl 190.794	41.0309	ppb	3.4284	8.4	5.0370
V 292.401	93.6365	ppb	1.2029	1.3	1090.36
Zn 206.200	91.5676	ppb	0.5973	0.6	95.7003

E06052013.vvq. All Data Report 6/6/2013, 9:35:19 AM

680-90795-b-1-b (Samp) 6/5/2013, 7:29:54 PM Rack 2, Tube 48

Weight: 1

Volume: 1

Dilution: 1

Label	Replicates Concentration		
Ag 328.068	0.1749	-0.6614u	0.1043
Al 308.215	39.8844	39.1016	39.2757
As 188.980	-3.9871u	-1.1697u	-2.4911u
B 249.678	33.5874	33.3544	33.5812
Ba 389.178	8.7756	7.7453	8.6285
Be 313.042	-0.0235u	-0.0314u	-0.0368u
Ca 370.602	52736	52702	52753
Cd 226.502	-0.3064u	-0.3098u	0.0167
Co 228.615	0.8334	-0.0142u	-1.6245u
Cr 267.716	0.0855	0.1024	0.1093
Cu 324.754	0.6250	0.6475	-0.3510u
Fe 271.441	7.6389	1.6720	-1.1173u
K 766.491	1520.76	1511.57	1511.72
Mg 279.078	23555.3	23535.4	23577.1
Mn 257.610	-0.1587	-0.1877	-0.1686
Mo 202.032	13.2093	14.7362	14.1166
Na 330.237	7147.91	7136.34	7233.48
Ni 231.604	10.2824	11.2244	13.1958
Pb 220.353	-0.5716u	-4.1972u	0.3610
Sb 206.834	6.0570	2.5160	-10.0501u
Se 196.026	4.6383	6.0439	-1.6915u
Sn 189.925	-3.2299u	3.6863	7.7460
Sr 216.596	60.3122	60.5983	59.5527
Ti 334.941	-0.1769	-0.0685	0.0087
Tl 190.794	-2.7468u	-2.8619u	-7.6753u
V 292.401	0.7473	-0.6362u	-0.4436u
Zn 206.200	1.1431	-0.7849u	1.2569

Label	Sol'n Conc.	Units	SD	%RSD	Int. (c/s)
Ag 328.068	-0.1274	ppb	0.4638	364.0	-44.4684
Al 308.215	39.4206	ppb	0.4110	1.0	482.273
As 188.980	-2.5493	ppb	1.4096	55.3	-3.9977
B 249.678	33.5077	ppb	0.1328	0.4	582.359
Ba 389.178	8.3831	ppb	0.5573	6.6	35.9801
Be 313.042	-0.0306	ppb	0.0067	21.9	-305.941
Ca 370.602	52730	ppb	25.95	0.0	49775
Cd 226.502	-0.1999	ppb	0.1876	93.9	14.1162
Co 228.615	-0.2684	ppb	1.2485	465.1	2.0050
Cr 267.716	0.0991	ppb	0.0122	12.3	4.7066
Cu 324.754	0.3072	ppb	0.5701	185.6	316.393
Fe 271.441	2.7312	ppb	4.4732	163.8	4.8662
K 766.491	1514.69	ppb	5.2626	0.3	33513.8
Mg 279.078	23555.9	ppb	20.8492	0.1	36649.8
Mn 257.610	-0.1717	ppb	0.0147	8.6	117.487
Mo 202.032	14.0207	ppb	0.7680	5.5	52.0679
Na 330.237	7172.58	ppb	53.0608	0.7	261.026
Ni 231.604	11.5675	ppb	1.4867	12.9	21.7509
Pb 220.353	-1.4693	ppb	2.4081	163.9	18.7697
Sb 206.834	-0.4924	ppb	8.4645	1719.2	-1.1605
Se 196.026	2.9969	ppb	4.1207	137.5	1.8222
Sn 189.925	2.7341	ppb	5.5496	203.0	-10.3277
Sr 216.596	60.1544	ppb	0.5404	0.9	302.341
Ti 334.941	-0.0789	ppb	0.0932	118.1	17.6054
Tl 190.794	-4.4280	ppb	2.8128	63.5	-14.1800
V 292.401	-0.1108	ppb	0.7494	676.2	-12.1615
Zn 206.200	0.5384	ppb	1.1474	213.1	6.2751

E06052013.wvq. All Data Report 6/6/2013, 9:35:19 AM

680-90795-b-1-bSD^5 (Samp) 6/5/2013, 7:43:41 PM Rack 2, Tube 51

Weight: 1

Volume: 1

Dilution: 1

Label	Replicates Concentration		
Ag 328.068	0.1088	-0.0636u	0.3014
Al 308.215	4.9590	9.9243	13.9695
As 188.980	2.4817	-8.5406u	-2.3549u
B 249.678	7.0330	5.4772	6.8069
Ba 389.178	3.6900	0.2350	-0.3228
Be 313.042	-0.0178u	0.0010	0.0063
Ca 370.602	10627	10646	10926
Cd 226.502	-0.2965u	0.0218	-0.2977u
Co 228.615	-0.9834u	-0.6685u	1.0468
Cr 267.716	-0.2350u	0.4692	0.4640
Cu 324.754	0.0681	-0.1018u	1.6078
Fe 271.441	-9.1881u	-12.6184u	-5.4592u
K 766.491	267.263	269.200	277.803
Mg 279.078	4697.56	4714.56	4852.13
Mn 257.610	-0.0979	0.0272	0.2617
Mo 202.032	1.6245	2.8097	3.6799
Na 330.237	1465.71	1680.72	1421.09
Ni 231.604	0.6317	0.6873	3.0447
Pb 220.353	-1.6088u	-4.6653u	0.5636
Sb 206.834	3.6030	4.5474	-9.9469u
Se 196.026	9.4204	1.0679	9.8503
Sn 189.925	3.3617	3.4684	4.8437
Sr 216.596	11.7419	11.5166	11.3700
Ti 334.941	0.1415	0.1586	0.0673
Tl 190.794	-2.2237u	-12.7450u	2.6880
V 292.401	-0.0555u	-0.2512u	0.3875
Zn 206.200	1.8221	0.6512	2.2049

Label	Sol'n Conc.	Units	SD	%RSD	Int. (c/s)
Ag 328.068	0.1155	ppb	0.1826	158.1	-33.4858
Al 308.215	9.6176	ppb	4.5131	46.9	378.080
As 188.980	-2.8046	ppb	5.5249	197.0	-4.1188
B 249.678	6.4390	ppb	0.8406	13.1	246.743
Ba 389.178	1.2008	ppb	2.1737	181.0	-26.4486
Be 313.042	-0.0035	ppb	0.0127	365.0	-276.684
Ca 370.602	10733	ppb	167.7	1.6	10114
Cd 226.502	-0.1908	ppb	0.1841	96.5	14.1609
Co 228.615	-0.2017	ppb	1.0926	541.7	2.6279
Cr 267.716	0.2328	ppb	0.4051	174.0	7.8776
Cu 324.754	0.5247	ppb	0.9418	179.5	323.166
Fe 271.441	-9.0886	ppb	3.5806	39.4	-4.3124
K 766.491	271.422	ppb	5.6101	2.1	6407.80
Mg 279.078	4754.75	ppb	84.7607	1.8	7425.05
Mn 257.610	0.0636	ppb	0.1825	286.8	66.8042
Mo 202.032	2.7047	ppb	1.0317	38.1	20.8688
Na 330.237	1522.51	ppb	138.822	9.1	84.6229
Ni 231.604	1.4545	ppb	1.3774	94.7	5.9568
Pb 220.353	-1.9035	ppb	2.6269	138.0	18.4534
Sb 206.834	-0.5988	ppb	8.1094	1354.2	-1.1360
Se 196.026	6.7795	ppb	4.9511	73.0	3.2322
Sn 189.925	3.8912	ppb	0.8265	21.2	-9.8331
Sr 216.596	11.5428	ppb	0.1873	1.6	68.2300
Ti 334.941	0.1225	ppb	0.0485	39.6	6.2949
Tl 190.794	-4.0936	ppb	7.8845	192.6	-14.0346
V 292.401	0.0270	ppb	0.3272	1213.4	-9.7614
Zn 206.200	1.5594	ppb	0.8995	57.8	367.2798

E06052013.vvq. All Data Report 6/6/2013, 9:35:19 AM

680-90795-b-1-bPDS (Samp) 6/5/2013, 7:48:16 PM Rack 2, Tube 52**Weight: 1****Volume: 1****Dilution: 1**

Label	Replicates Concentration		
Ag 328.068	54.5866	50.7030	48.7561
Al 308.215	2024.64	2004.70	1976.25
As 188.980	2167.22	2128.34	2107.49
B 249.678	1047.95	1041.42	1034.24
Ba 389.178	2039.68	2008.63	1995.16
Be 313.042	50.2477	49.6084	49.0063
Ca 370.602	57206	57382	57208
Cd 226.502	51.1426	50.2975	50.3028
Co 228.615	512.193	500.635	496.069
Cr 267.716	203.302	199.743	198.637
Cu 324.754	255.584	248.060	249.754
Fe 271.441	1002.01	989.895	973.569
K 766.491	7177.36	7112.87	7059.51
Mg 279.078	28689.7	28647.4	28580.5
Mn 257.610	522.747	514.857	509.994
Mo 202.032	555.664	551.887	546.030
Na 330.237	12426.1	12708.0	12283.0
Ni 231.604	509.137	506.679	498.775
Pb 220.353	520.522	510.663	512.073
Sb 206.834	489.862	474.587	471.528
Se 196.026	2069.65	2071.06	2023.95
Sn 189.925	1040.01	1039.80	1022.11
Sr 216.596	591.647	580.576	574.906
Ti 334.941	1003.76	990.495	981.017
Tl 190.794	2140.75	2113.36	2097.60
V 292.401	508.655	503.754	496.894
Zn 206.200	492.324	493.549	481.731

Label	Sol'n Conc.	Units	SD	%RSD	Int. (c/s)
Ag 328.068	51.3485	ppb	2.9684	5.8	1981.13
Al 308.215	2001.86	ppb	24.3192	1.2	7273.77
As 188.980	2134.35	ppb	30.3138	1.4	1029.64
B 249.678	1041.20	ppb	6.8605	0.7	13075.8
Ba 389.178	2014.49	ppb	22.8313	1.1	13499.4
Be 313.042	49.6208	ppb	0.6208	1.3	68872.0
Ca 370.602	57265	ppb	101.0	0.2	54198
Cd 226.502	50.5809	ppb	0.4864	1.0	1067.00
Co 228.615	502.966	ppb	8.3110	1.7	3320.96
Cr 267.716	200.561	ppb	2.4377	1.2	4843.38
Cu 324.754	251.133	ppb	3.9473	1.6	8378.93
Fe 271.441	988.492	ppb	14.2730	1.4	801.954
K 766.491	7116.58	ppb	59.0162	0.8	155648
Mg 279.078	28639.2	ppb	55.0431	0.2	44544.8
Mn 257.610	515.866	ppb	6.4360	1.2	61017.1
Mo 202.032	551.194	ppb	4.8542	0.9	1532.73
Na 330.237	12472.4	ppb	216.230	1.7	419.746
Ni 231.604	504.864	ppb	5.4143	1.1	791.532
Pb 220.353	514.419	ppb	5.3317	1.0	401.856
Sb 206.834	478.659	ppb	9.8221	2.1	275.368
Se 196.026	2054.89	ppb	26.8020	1.3	766.864
Sn 189.925	1033.97	ppb	10.2756	1.0	439.750
Sr 216.596	582.376	ppb	8.5144	1.5	2791.84
Ti 334.941	991.758	ppb	11.4254	1.2	112393
Tl 190.794	2117.24	ppb	21.8325	1.0	890.365
V 292.401	503.101	ppb	5.9080	1.2	5908.61
Zn 206.200	489.201	ppb	6.4981	1.3	486.874

E06052013.vvq. All Data Report 6/6/2013, 9:35:19 AM

mb 680-279229/1-a (Samp) 6/5/2013, 7:52:52 PM Rack 2, Tube 53

Weight: 1

Volume: 1

Dilution: 1

Label	Replicates Concentration		
Ag 328.068	-0.1495u	0.3263	-0.1508u
Al 308.215	1.7370	1.4077	-2.5223u
As 188.980	-6.5966u	2.5256	-2.5932u
B 249.678	20.4448	19.6228	16.7292
Ba 389.178	-1.3770u	0.5701	-0.9044u
Be 313.042	-0.0130u	-0.0080u	-0.0052u
Ca 370.602	1.136	5.198	16.19
Cd 226.502	-0.0630u	-0.2061u	0.1560
Co 228.615	-0.7654u	0.2038	1.3326
Cr 267.716	0.5771	0.2365	-0.0484u
Cu 324.754	-1.0498u	0.3163	-0.0355u
Fe 271.441	-15.4355u	-9.4035u	-2.1026u
K 766.491	-8.2673u	-5.9098u	-6.4294u
Mg 279.078	11.5848	8.1340	7.1038
Mn 257.610	0.0624	0.1298	0.1950
Mo 202.032	-0.0770u	0.0501	-0.1608u
Na 330.237	65.1640	-323.802u	2.1913
Ni 231.604	-0.9080u	0.0182	-1.7016u
Pb 220.353	7.0136	-0.0786u	1.3896
Sb 206.834	7.1391	-3.5021u	3.2523
Se 196.026	12.1299	4.7057	2.7134
Sn 189.925	1.3769	0.0622	5.5664
Sr 216.596	1.4458	0.6961	1.2083
Ti 334.941	0.1530	0.3279	0.6649
Tl 190.794	5.8673	6.2961	-4.7485u
V 292.401	0.0017u	0.5921	1.1699
Zn 206.200	0.2608	-1.2581u	1.7892

Label	Sol'n Conc.	Units	SD	%RSD	Int. (c/s)
Ag 328.068	0.0087	ppb	0.2751	3172.9	-37.4154
Al 308.215	0.2075	ppb	2.3698	1142.2	345.174
As 188.980	-2.2214	ppb	4.5724	205.8	-3.8364
B 249.678	18.9323	ppb	1.9517	10.3	401.640
Ba 389.178	-0.5704	ppb	1.0156	178.0	-41.9143
Be 313.042	-0.0087	ppb	0.0039	45.2	-286.320
Ca 370.602	7.508	ppb	7.788	103.7	-14.96
Cd 226.502	-0.0377	ppb	0.1824	483.8	17.3161
Co 228.615	0.2570	ppb	1.0500	408.6	5.6869
Cr 267.716	0.2551	ppb	0.3132	122.8	8.4006
Cu 324.754	-0.2563	ppb	0.7093	276.7	298.041
Fe 271.441	-8.9805	ppb	6.6765	74.3	-4.2026
K 766.491	-6.8688	ppb	1.2387	18.0	340.432
Mg 279.078	8.9409	ppb	2.3469	26.2	48.1301
Mn 257.610	0.1291	ppb	0.0663	51.4	54.7697
Mo 202.032	-0.0626	ppb	0.1062	169.7	13.2385
Na 330.237	-85.4822	ppb	208.779	244.2	34.4297
Ni 231.604	-0.8638	ppb	0.8607	99.6	2.3357
Pb 220.353	2.7749	ppb	3.7435	134.9	21.9342
Sb 206.834	2.2964	ppb	5.3846	234.5	0.5668
Se 196.026	6.5163	ppb	4.9625	76.2	3.1341
Sn 189.925	2.3352	ppb	2.8745	123.1	-10.5149
Sr 216.596	1.1167	ppb	0.3832	34.3	17.9521
Ti 334.941	0.3819	ppb	0.2602	68.1	27.0884
Tl 190.794	2.4716	ppb	6.2565	253.1	-11.2363
V 292.401	0.5879	ppb	0.5841	99.3	-2.9794
Zn 206.200	0.2640	ppb	1.5237	577.2	6.0045

E06052013.wvq. All Data Report 6/6/2013, 9:35:19 AM

ics 680-279229/2-a (Samp) 6/5/2013, 7:57:27 PM Rack 2, Tube 54
 Weight: 1 Volume: 1 Dilution: 1

Label	Replicates Concentration		
Ag 328.068	20.4413	20.4384	20.5168
Al 308.215	2025.39	1992.91	2027.06
As 188.980	43.3592	39.5008	40.3878
B 249.678	86.0551	85.5605	86.1709
Ba 389.178	40.9308	34.3463	38.9072
Be 313.042	20.6760	20.4724	20.7362
Ca 370.602	1985	1963	2003
Cd 226.502	20.8677	20.5139	20.5755
Co 228.615	19.7775	20.5453	20.8211
Cr 267.716	41.4406	41.3346	41.4995
Cu 324.754	41.2566	40.9618	41.8874
Fe 271.441	1978.08	1950.84	1998.00
K 766.491	2103.91	2074.21	2102.81
Mg 279.078	2050.94	2035.82	2058.65
Mn 257.610	211.891	209.569	212.267
Mo 202.032	41.9476	42.7250	40.9301
Na 330.237	2108.88	1916.40	2186.32
Ni 231.604	39.0349	38.4668	40.2762
Pb 220.353	23.5745	23.5009	22.5687
Sb 206.834	15.3999	20.5379	26.4835
Se 196.026	47.1215	47.1836	47.4047
Sn 189.925	84.1107	83.4250	85.1049
Sr 216.596	41.5183	40.8846	40.3912
Ti 334.941	39.8444	39.5305	39.8870
Tl 190.794	16.2463	13.6208	17.0658
V 292.401	41.6615	40.7778	41.6542
Zn 206.200	42.2107	43.0015	42.3202

Label	Sol'n Conc.	Units	SD	%RSD	Int. (c/s)
Ag 328.068	20.4655	ppb	0.0445	0.2	771.039
Al 308.215	2015.12	ppb	19.2503	1.0	7360.89
As 188.980	41.0826	ppb	2.0209	4.9	17.1038
B 249.678	85.9288	ppb	0.3242	0.4	1228.92
Ba 389.178	38.0614	ppb	3.3727	8.9	219.703
Be 313.042	20.6282	ppb	0.1383	0.7	28492.6
Ca 370.602	1983	ppb	19.70	1.0	1812
Cd 226.502	20.6524	ppb	0.1890	0.9	448.837
Co 228.615	20.3813	ppb	0.5408	2.7	138.184
Cr 267.716	41.4249	ppb	0.0836	0.2	1002.70
Cu 324.754	41.3686	ppb	0.4728	1.1	1635.80
Fe 271.441	1975.64	ppb	23.6774	1.2	1538.16
K 766.491	2093.64	ppb	16.8411	0.8	46136.3
Mg 279.078	2048.47	ppb	11.6173	0.6	3215.73
Mn 257.610	211.242	ppb	1.4616	0.7	24971.1
Mo 202.032	41.8676	ppb	0.9002	2.2	128.777
Na 330.237	2070.53	ppb	138.985	6.7	100.912
Ni 231.604	39.2593	ppb	0.9253	2.4	64.9974
Pb 220.353	23.2147	ppb	0.5607	2.4	37.1655
Sb 206.834	20.8071	ppb	5.5467	26.7	11.3891
Se 196.026	47.2366	ppb	0.1488	0.3	18.3591
Sn 189.925	84.2135	ppb	0.8447	1.0	25.2211
Sr 216.596	40.9314	ppb	0.5650	1.4	208.565
Ti 334.941	39.7540	ppb	0.1947	0.5	4491.35
Tl 190.794	15.6443	ppb	1.7997	11.5	-5.6942
V 292.401	41.3645	ppb	0.5081	1.2	476.129
Zn 206.200	42.5108	ppb	0.4285	1.0	47.5095

E06052013.vvq. All Data Report 6/6/2013, 9:35:19 AM

IICS 680-279229/3-a (Samp) 6/5/2013, 8:02:03 PM Rack 2, Tube 55

Weight: 1

Volume: 1

Dilution: 1

Label	Replicates Concentration		
Ag 328.068	10.1403	10.2049	9.9285
Al 308.215	218.371	211.755	210.296
As 188.980	25.3566	20.2052	25.6091
B 249.678	106.371	103.768	106.132
Ba 389.178	7.6280	8.7757	10.7492
Be 313.042	4.2377	4.2017	4.2185
Ca 370.602	534.2	517.8	532.5
Cd 226.502	5.3660	5.2565	5.5630
Co 228.615	10.9893	10.4255	11.8189
Cr 267.716	10.6646	10.6269	10.6450
Cu 324.754	21.5287	20.8642	20.9458
Fe 271.441	60.6620	51.0088	54.9097
K 766.491	1090.33	1083.27	1080.91
Mg 279.078	546.882	547.311	536.487
Mn 257.610	11.2150	11.1987	11.1694
Mo 202.032	12.1253	10.4122	11.3194
Na 330.237	1015.73	1328.16	1256.79
Ni 231.604	40.5731	41.0881	42.9623
Pb 220.353	0.1885	8.2249	9.6741
Sb 206.834	19.5456	9.4234	16.9314
Se 196.026	20.4732	23.4390	29.7669
Sn 189.925	54.8870	52.7023	51.8610
Sr 216.596	10.4899	10.7810	11.3646
Ti 334.941	10.3091	10.3454	10.5182
Tl 190.794	26.7028	31.5153	26.0118
V 292.401	10.5273	11.5129	9.9847
Zn 206.200	19.8532	24.5260	19.5762

Label	Sol'n Conc.	Units	SD	%RSD	Int. (c/s)
Ag 328.068	10.0912	ppb	0.1446	1.4	361.042
Al 308.215	213.474	ppb	4.3029	2.0	1087.17
As 188.980	23.7236	ppb	3.0497	12.9	8.7137
B 249.678	105.424	ppb	1.4385	1.4	1474.01
Ba 389.178	9.0510	ppb	1.5787	17.4	23.0832
Be 313.042	4.2193	ppb	0.0180	0.4	5609.43
Ca 370.602	528.2	ppb	9.005	1.7	477.0
Cd 226.502	5.3952	ppb	0.1553	2.9	129.884
Co 228.615	11.0779	ppb	0.7009	6.3	76.9239
Cr 267.716	10.6455	ppb	0.0189	0.2	259.203
Cu 324.754	21.1129	ppb	0.3624	1.7	984.514
Fe 271.441	55.5269	ppb	4.8561	8.7	46.5665
K 766.491	1084.84	ppb	4.9039	0.5	24142.1
Mg 279.078	543.560	ppb	6.1291	1.1	878.977
Mn 257.610	11.1943	ppb	0.0231	0.2	1362.45
Mo 202.032	11.2856	ppb	0.8570	7.6	44.5182
Na 330.237	1200.23	ppb	163.712	13.6	74.3492
Ni 231.604	41.5411	ppb	1.2574	3.0	68.5482
Pb 220.353	6.0292	ppb	5.1098	84.8	24.3453
Sb 206.834	15.3001	ppb	5.2546	34.3	8.1422
Se 196.026	24.5597	ppb	4.7471	19.3	9.8628
Sn 189.925	53.1501	ppb	1.5619	2.9	11.6632
Sr 216.596	10.8785	ppb	0.4454	4.1	64.2616
Ti 334.941	10.3909	ppb	0.1117	1.1	1161.95
Tl 190.794	28.0766	ppb	2.9979	10.7	-0.3163
V 292.401	10.6749	ppb	0.7747	7.3	115.498
Zn 206.200	21.3185	ppb	2.7812	13.0	26.7075

E06052013.vvq. All Data Report 6/6/2013, 9:35:19 AM

680-90781-a-1-a (Samp) 6/5/2013, 8:06:38 PM Rack 2, Tube 56

Weight: 1

Volume: 1

Dilution: 1

Label	Replicates Concentration		
Ag 328.068	-0.1575u	-0.9462u	-1.6000u
Al 308.215	6.8127	54.2407	87.9723
As 188.980	-4.5605u	12.6363	8.0247
B 249.678	2911.89	2925.08	2976.23
Ba 389.178	-1.0807	7.6255	-3.8135u
Be 313.042	0.0981u	0.1459	0.0955u
Ca 370.602	12969	21096	22667
Cd 226.502	0.3142	1.2946	1.0188
Co 228.615	-0.3743u	-7.5471u	-8.5747u
Cr 267.716	-1.2647u	-1.1325u	0.3689
Cu 324.754	1.0047	-4.8329u	-5.9364u
Fe 271.441	56.5457	111.862	135.740
K 766.491	58448.6x	78024.6x	89494.5x
Mg 279.078	16740.7	27630.5	30336.2
Mn 257.610	-0.4253	0.1624	0.6988
Mo 202.032	0.2633	8.0757	9.3180
Na 330.237	1573285x	2148325x	2355111x
Ni 231.604	0.4026	1.7913	4.5122
Pb 220.353	1.1354	1.2330	16.9776
Sb 206.834	5.0229	8.8172	14.4461
Se 196.026	15.6102	7.7162	15.3135
Sn 189.925	8.5212	0.6169	-2.8488u
Sr 216.596	1027.91	1678.12	1775.81
Ti 334.941	0.2078	0.5579	0.5914
Tl 190.794	-2.5233u	-14.5018u	-33.1223u
V 292.401	0.2232u	-0.2474u	1.7265
Zn 206.200	5.8342	19.1518	24.9055

Label	Sol'n Conc.	Units	SD	%RSD	Int. (c/s)
Ag 328.068	-0.9012b	ppb	0.7223	80.1	-110.112
Al 308.215	49.6752b	ppb	40.7719	82.1	517.829
As 188.980	5.3668b	ppb	8.9012	165.9	-0.1669
B 249.678	2937.73b	ppb	33.9877	1.2	36594.2
Ba 389.178	0.9104b	ppb	5.9738	656.2	-12.9861
Be 313.042	0.1132b	ppb	0.0283	25.0	-289.661
Ca 370.602	18911b	ppb	5206	27.5	17834
Cd 226.502	0.8759b	ppb	0.5056	57.7	30.2774
Co 228.615	-5.4987b	ppb	4.4675	81.2	-32.2655
Cr 267.716	-0.6761b	ppb	0.9074	134.2	4.0901
Cu 324.754	-3.2548b	ppb	3.7299	114.6	201.838
Fe 271.441	101.383b	ppb	40.6238	40.1	81.1636
K 766.491	75322.5xb	ppb	15698.3	20.8	1642692
Mg 279.078	24902.5b	ppb	7196.55	28.9	38742.8
Mn 257.610	0.1453b	ppb	0.5623	387.0	155.412
Mo 202.032	5.8857b	ppb	4.9086	83.4	29.6369
Na 330.237	2025574xb	ppb	405110	20.0	63276.3
Ni 231.604	2.2354b	ppb	2.0904	93.5	7.1840
Pb 220.353	6.4487b	ppb	9.1185	141.4	24.6674
Sb 206.834	9.4287b	ppb	4.7413	50.3	4.6886
Se 196.026	12.8800b	ppb	4.4744	34.7	5.5068
Sn 189.925	2.0964b	ppb	5.8276	278.0	-10.2373
Sr 216.596	1493.95b	ppb	406.544	27.2	7152.94
Ti 334.941	0.4524b	ppb	0.2124	47.0	16.8638
Tl 190.794	-16.7158b	ppb	15.4192	92.2	-19.4230
V 292.401	0.5674b	ppb	1.0310	181.7	-10.3441
Zn 206.200	16.6305b	ppb	9.7824	58.8	32.1181

E06052013.vvq. All Data Report 6/6/2013, 9:35:19 AM

560-40262-b-1-b (Samp) 6/5/2013, 8:11:14 PM Rack 2, Tube 57**Weight: 1****Volume: 1****Dilution: 1**

Label	Replicates Concentration		
Ag 328.068	-0.7043u	-2.2787u	-2.9249u
Al 308.215	1.6337	69.1611	59.1210
As 188.980	-2.2932u	15.1712	16.6404
B 249.678	82.9188	90.6266	87.9632
Ba 389.178	53.9528	55.8316	55.6841
Be 313.042	-0.0209u	-0.0343u	-0.0161u
Ca 370.602	10825	14283	14193
Cd 226.502	0.4174	1.5597	1.0382
Co 228.615	-4.5627u	-6.7811u	-6.3069u
Cr 267.716	0.0405	1.9092	2.3142
Cu 324.754	32.4370	23.8390	25.2703
Fe 271.441	54.9423	103.807	82.4878
K 766.491	3136.50	5475.29	5460.39
Mg 279.078	2865.73	4392.38	4392.66
Mn 257.610	1.4060	2.5715	2.4373
Mo 202.032	-0.0520u	11.0326	5.9698
Na 330.237	24898.3	32781.8	32340.9
Ni 231.604	3.2928	4.7432	3.8490
Pb 220.353	-2.8057u	-4.4222u	8.5755
Sb 206.834	18.2442	-0.7394u	34.9498
Se 196.026	3.6332	8.4248	15.4064
Sn 189.925	5.6393	-7.0639u	-0.7841u
Sr 216.596	97.0955	133.035	129.513
Ti 334.941	0.1271	0.4980	0.1434
Tl 190.794	-24.1525u	-30.9231u	-1.8214u
V 292.401	0.0990	2.2745	0.8249
Zn 206.200	25.1157	35.7282	32.8272

Label	Sol'n Conc.	Units	SD	%RSD	Int. (c/s)
Ag 328.068	-1.9693	ppb	1.1422	58.0	-118.637
Al 308.215	43.3053	ppb	36.4361	84.1	495.566
As 188.980	9.8395	ppb	10.5329	107.0	1.9966
B 249.678	87.1695	ppb	3.9147	4.5	1247.62
Ba 389.178	55.1562	ppb	1.0447	1.9	334.904
Be 313.042	-0.0238	ppb	0.0094	39.8	-307.749
Ca 370.602	13100	ppb	1971	15.0	12347
Cd 226.502	1.0051	ppb	0.5719	56.9	38.9809
Co 228.615	-5.8836	ppb	1.1682	19.9	-34.8386
Cr 267.716	1.4213	ppb	1.2128	85.3	36.8315
Cu 324.754	27.1821	ppb	4.6068	16.9	1179.42
Fe 271.441	80.4124	ppb	24.4984	30.5	64.8591
K 766.491	4690.73	ppb	1346.02	28.7	102759
Mg 279.078	3883.59	ppb	881.492	22.7	6070.90
Mn 257.610	2.1383	ppb	0.6377	29.8	307.999
Mo 202.032	5.6501	ppb	5.5492	98.2	28.9870
Na 330.237	30007.0	ppb	4429.76	14.8	973.640
Ni 231.604	3.9617	ppb	0.7317	18.5	9.8805
Pb 220.353	0.4492	ppb	7.0838	1577.1	20.2052
Sb 206.834	17.4848	ppb	17.8567	102.1	9.3831
Se 196.026	9.1548	ppb	5.9204	64.7	4.1183
Sn 189.925	-0.7362	ppb	6.3517	862.7	-11.8472
Sr 216.596	119.881	ppb	19.8112	16.5	586.011
Ti 334.941	0.2562	ppb	0.2096	81.8	18.9568
Tl 190.794	-18.9656	ppb	15.2284	80.3	-20.3820
V 292.401	1.0661	ppb	1.1076	103.9	2.1844
Zn 206.200	31.2237	ppb	5.4849	175.8	367.814

E06052013.wvq. All Data Report 6/6/2013, 9:35:19 AM

560-40262-b-2-b (Samp) 6/5/2013, 8:15:49 PM Rack 2, Tube 58**Weight: 1****Volume: 1****Dilution: 1**

Label	Replicates Concentration		
Ag 328.068	0.1551	-0.0152u	-0.0813u
Al 308.215	5.6734	6.8337	3.4589
As 188.980	-2.6416u	-0.4193u	2.0048
B 249.678	45.7230	44.2543	44.3468
Ba 389.178	46.6872	49.5109	45.2872
Be 313.042	-0.0276u	-0.0368u	-0.0311u
Ca 370.602	9171	9138	9204
Cd 226.502	0.5245	-0.4881u	0.0325
Co 228.615	0.0795	-0.2457u	-0.1701u
Cr 267.716	0.5375	0.2159	0.0686
Cu 324.754	1.4434	2.8289	1.4911
Fe 271.441	349.649	366.864	362.365
K 766.491	2585.17	2594.28	2599.67
Mg 279.078	2455.07	2458.24	2455.34
Mn 257.610	63.2765	63.2250	63.6196
Mo 202.032	-0.4384u	-2.6808u	0.1511
Na 330.237	17978.2	18057.9	18230.5
Ni 231.604	-0.3530u	-0.6800u	-3.0046u
Pb 220.353	-0.4189u	2.3414	2.3010
Sb 206.834	-5.4099u	2.6718	-1.4400u
Se 196.026	3.2820	2.1446	-5.7068u
Sn 189.925	12.5309	4.4581	3.0307
Sr 216.596	74.9906	75.8289	75.4060
Ti 334.941	0.1153	0.0908	0.0322
Tl 190.794	-5.8436u	-3.2254u	5.2563
V 292.401	-0.3161u	0.4077	0.6419
Zn 206.200	0.8798	0.9920	1.5914

Label	Sol'n Conc.	Units	SD	%RSD	Int. (c/s)
Ag 328.068	0.0196	ppb	0.1220	623.7	-38.6740
Al 308.215	5.3220	ppb	1.7147	32.2	362.990
As 188.980	-0.3520	ppb	2.3239	660.1	-2.9347
B 249.678	44.7747	ppb	0.8226	1.8	721.436
Ba 389.178	47.1618	ppb	2.1515	4.6	280.293
Be 313.042	-0.0318	ppb	0.0047	14.6	-317.674
Ca 370.602	9171	ppb	33.05	0.4	8630
Cd 226.502	0.0230	ppb	0.5063	2203.9	19.1341
Co 228.615	-0.1121	ppb	0.1702	151.8	3.2765
Cr 267.716	0.2740	ppb	0.2398	87.5	9.2000
Cu 324.754	1.9211	ppb	0.7865	40.9	368.031
Fe 271.441	359.626	ppb	8.9281	2.5	281.985
K 766.491	2593.04	ppb	7.3266	0.3	57024.3
Mg 279.078	2456.22	ppb	1.7585	0.1	3851.49
Mn 257.610	63.3737	ppb	0.2145	0.3	7526.40
Mo 202.032	-0.9894	ppb	1.4942	151.0	10.6763
Na 330.237	18088.9	ppb	128.970	0.7	601.767
Ni 231.604	-1.3459	ppb	1.4457	107.4	1.5879
Pb 220.353	1.4078	ppb	1.5821	112.4	20.9363
Sb 206.834	-1.3927	ppb	4.0410	290.2	-1.5678
Se 196.026	-0.0934	ppb	4.8945	5240.4	0.6827
Sn 189.925	6.6732	ppb	5.1229	76.8	-8.6162
Sr 216.596	75.4085	ppb	0.4192	0.6	373.571
Ti 334.941	0.0794	ppb	0.0427	53.8	-3.2917
Tl 190.794	-1.2709	ppb	5.8023	456.6	-12.8542
V 292.401	0.2445	ppb	0.4994	204.3	-7.0162
Zn 206.200	1.1544	ppb	0.3826	33.1	6.8836

E06052013.vvq. All Data Report 6/6/2013, 9:35:19 AM

680-90821-e-1-a (Samp) 6/5/2013, 8:20:25 PM Rack 2, Tube 59

Weight: 1

Volume: 1

Dilution: 1

Label	Replicates Concentration		
Ag 328.068	0.0266u	-0.6976u	0.1041u
Al 308.215	-0.1561u	0.1175	-1.4114u
As 188.980	2.2282	-3.3020u	2.2925
B 249.678	16.8418	16.1863	15.9851
Ba 389.178	145.509	148.825	149.095
Be 313.042	-0.0781u	-0.0774u	-0.0856u
Ca 370.602	217923	217147	216421
Cd 226.502	-0.0092u	-0.1384u	-0.0012u
Co 228.615	1.0933	-0.4115u	-0.3375u
Cr 267.716	-0.0128u	0.4338	-0.2796u
Cu 324.754	0.6817	0.6102	-0.6565u
Fe 271.441	7.4140	-10.6919u	14.2732
K 766.491	1321.81	1321.15	1324.92
Mg 279.078	11020.2	11033.2	11054.1
Mn 257.610	0.3449	0.3455	0.4203
Mo 202.032	-0.8158u	0.4107	-1.0576u
Na 330.237	27787.9	27446.2	27553.8
Ni 231.604	0.5818	0.7834	1.7435
Pb 220.353	4.8231	-3.1061u	-9.4646u
Sb 206.834	-5.6940u	-0.1474u	-7.3279u
Se 196.026	8.3131	-1.6077u	-7.5493u
Sn 189.925	6.3942	-2.4558u	-0.4554u
Sr 216.596	518.711	520.539	514.611
Ti 334.941	0.4350	0.4660	0.6935
Tl 190.794	0.3472	-8.3984u	-3.8291u
V 292.401	-1.5022u	-1.0897u	-0.7245u
Zn 206.200	6.1298	7.5940	3.7800

Label	Sol'n Conc.	Units	SD	%RSD	Int. (c/s)
Ag 328.068	-0.1890	ppb	0.4422	234.0	-58.1905
Al 308.215	-0.4833	ppb	0.8153	168.7	342.895
As 188.980	0.4062	ppb	3.2116	790.6	-2.5651
B 249.678	16.3378	ppb	0.4480	2.7	369.462
Ba 389.178	147.809	ppb	1.9970	1.4	961.799
Be 313.042	-0.0804	ppb	0.0046	5.7	-330.833
Ca 370.602	217164	ppb	751.1	0.3	205062
Cd 226.502	-0.0496	ppb	0.0770	155.3	17.0705
Co 228.615	0.1148	ppb	0.8482	739.0	4.7714
Cr 267.716	0.0471	ppb	0.3605	764.5	3.6351
Cu 324.754	0.2118	ppb	0.7528	355.4	313.070
Fe 271.441	3.6651	ppb	12.8978	351.9	5.6002
K 766.491	1322.62	ppb	2.0110	0.2	29326.4
Mg 279.078	11035.8	ppb	17.1064	0.2	17188.4
Mn 257.610	0.3702	ppb	0.0434	11.7	130.262
Mo 202.032	-0.4876	ppb	0.7873	161.5	12.0678
Na 330.237	27596.0	ppb	174.714	0.6	898.609
Ni 231.604	1.0362	ppb	0.6208	59.9	5.3033
Pb 220.353	-2.5825	ppb	7.1582	277.2	17.9508
Sb 206.834	-4.3898	ppb	3.7638	85.7	-3.3212
Se 196.026	-0.2813	ppb	8.0140	2849.1	0.6000
Sn 189.925	1.1610	ppb	4.6412	399.8	-10.9726
Sr 216.596	517.954	ppb	3.0361	0.6	2498.12
Ti 334.941	0.5315	ppb	0.1411	26.6	63.1874
Tl 190.794	-3.9601	ppb	4.3743	110.5	-13.9775
V 292.401	-1.1055	ppb	0.3891	35.2	-22.9833
Zn 206.200	5.8346	ppb	1.9240	177.8	317.4892

E06052013.wvq. All Data Report 6/6/2013, 9:35:19 AM

680-90821-f-1-a (Samp) 6/5/2013, 8:25:02 PM Rack 2, Tube 60

Weight: 1

Volume: 1

Dilution: 1

Label	Replicates Concentration		
Ag 328.068	0.2608u	0.3150u	-0.1421u
Al 308.215	10.1248	7.8172	11.6709
As 188.980	-0.3259u	-3.2868u	-0.9533u
B 249.678	12.6002	11.4200	11.3715
Ba 389.178	149.948	152.928	151.711
Be 313.042	-0.0819u	-0.0824u	-0.0857u
Ca 370.602	228976	229409	228983
Cd 226.502	-0.0017u	-0.3679u	-0.1295u
Co 228.615	-0.1947u	-1.3995u	-0.8066u
Cr 267.716	-0.4130u	0.1794	0.2582
Cu 324.754	0.2436	-0.0153u	-0.5410u
Fe 271.441	9.5154	14.9636	19.4691
K 766.491	1375.02	1365.48	1368.81
Mg 279.078	11534.5	11520.8	11534.8
Mn 257.610	0.5440	0.5825	0.6251
Mo 202.032	-0.8764u	-0.5926u	-1.5294u
Na 330.237	28388.5	28617.6	28911.4
Ni 231.604	-0.1494u	0.7759	-0.6919u
Pb 220.353	-6.1419u	0.7187	-2.3977u
Sb 206.834	0.4236	0.9107	0.3817
Se 196.026	16.0177	9.0955	-2.3273u
Sn 189.925	-1.8115u	6.0977	4.8173
Sr 216.596	541.696	544.059	542.579
Ti 334.941	0.6883	0.6849	0.6631
Tl 190.794	3.2811	0.6774	-8.6329u
V 292.401	-0.3220u	-1.5426u	-2.1519u
Zn 206.200	4.1768	6.9763	6.6302

Label	Sol'n Conc.	Units	SD	%RSD	Int. (c/s)
Ag 328.068	0.1446	ppb	0.2497	172.7	-45.5023
Al 308.215	9.8710	ppb	1.9393	19.6	379.011
As 188.980	-1.5220	ppb	1.5603	102.5	-3.4979
B 249.678	11.7973	ppb	0.6958	5.9	313.151
Ba 389.178	151.529	ppb	1.4984	1.0	987.136
Be 313.042	-0.0833	ppb	0.0020	2.5	-332.451
Ca 370.602	229123	ppb	248.1	0.1	216356
Cd 226.502	-0.1663	ppb	0.1859	111.7	14.6631
Co 228.615	-0.8003	ppb	0.6024	75.3	-1.2595
Cr 267.716	0.0082	ppb	0.3669	4481.8	2.7063
Cu 324.754	-0.1042	ppb	0.3998	383.5	302.926
Fe 271.441	14.6494	ppb	4.9843	34.0	14.0761
K 766.491	1369.77	ppb	4.8451	0.4	30354.3
Mg 279.078	11530.1	ppb	7.9880	0.1	17956.6
Mn 257.610	0.5839	ppb	0.0405	6.9	157.643
Mo 202.032	-0.9994	ppb	0.4804	48.1	10.6566
Na 330.237	28639.2	ppb	262.097	0.9	931.174
Ni 231.604	-0.0218	ppb	0.7422	3407.4	3.6522
Pb 220.353	-2.6069	ppb	3.4351	131.8	17.9327
Sb 206.834	0.5720	ppb	0.2941	51.4	-0.4330
Se 196.026	7.5953	ppb	9.2641	122.0	3.5365
Sn 189.925	3.0345	ppb	4.2453	139.9	-10.1524
Sr 216.596	542.778	ppb	1.1941	0.2	2617.22
Ti 334.941	0.6788	ppb	0.0137	2.0	80.7692
Tl 190.794	-1.5581	ppb	6.2637	402.0	-12.9554
V 292.401	-1.3388	ppb	0.9318	69.6	-25.7651
Zn 206.200	5.9278	ppb	1.5262	25.7	31.5810

E06052013.wvq. All Data Report 6/6/2013, 9:35:19 AM

680-90821-e-2-a (Samp) **6/5/2013, 8:38:50 PM** **Rack 3, Tube 3**
Weight: 1 **Volume: 1** **Dilution: 1**

Label	Replicates Concentration		
Ag 328.068	0.6964	-0.4971u	-0.4183u
Al 308.215	9.7567	6.5409	9.4192
As 188.980	-2.2846u	4.5982	-2.3469u
B 249.678	63.1101	63.3779	63.0188
Ba 389.178	107.835	107.094	107.541
Be 313.042	-0.0467u	-0.0543u	-0.0513u
Ca 370.602	161080	160709	161262
Cd 226.502	-0.0357u	0.2091	0.0498
Co 228.615	-0.9606u	-0.7734u	-0.3743u
Cr 267.716	0.1612	0.1852	0.2188
Cu 324.754	1.6408	2.3128	2.3220
Fe 271.441	9.2150	17.8904	39.5347
K 766.491	1105.15	1104.49	1110.08
Mg 279.078	11905.5	11910.9	11924.2
Mn 257.610	44.1261	44.2403	44.3859
Mo 202.032	-0.3926u	-0.4237u	0.1166
Na 330.237	11493.2	11493.8	11621.3
Ni 231.604	0.9407	-3.3116u	-3.1666u
Pb 220.353	-4.9005u	-0.6585u	0.6323
Sb 206.834	3.2587	-8.8409u	2.2862
Se 196.026	0.1954	6.7736	2.8738
Sn 189.925	8.0921	7.2054	-1.8251u
Sr 216.596	468.778	474.353	474.062
Ti 334.941	0.4593	0.5992	0.4956
Tl 190.794	-4.9660u	-2.3831u	-11.5103u
V 292.401	-0.7854u	-2.1309u	-1.3298u
Zn 206.200	4.7885	3.8702	5.8780

Label	Sol'n Conc.	Units	SD	%RSD	Int. (c/s)
Ag 328.068	-0.0730	ppb	0.6675	914.3	-52.2052
Al 308.215	8.5723	ppb	1.7673	20.6	374.496
As 188.980	-0.0111	ppb	3.9919	35975.8	-2.7671
B 249.678	63.1689	ppb	0.1867	0.3	950.133
Ba 389.178	107.490	ppb	0.3734	0.3	692.003
Be 313.042	-0.0508	ppb	0.0039	7.6	-303.710
Ca 370.602	161017	ppb	281.7	0.2	152039
Cd 226.502	0.0744	ppb	0.1243	167.1	19.7160
Co 228.615	-0.7028	ppb	0.2995	42.6	-0.6201
Cr 267.716	0.1884	ppb	0.0289	15.4	7.0010
Cu 324.754	2.0919	ppb	0.3906	18.7	373.465
Fe 271.441	22.2134	ppb	15.6153	70.3	19.9554
K 766.491	1106.58	ppb	3.0537	0.3	24616.1
Mg 279.078	11913.5	ppb	9.6169	0.1	18552.2
Mn 257.610	44.2507	ppb	0.1302	0.3	5310.28
Mo 202.032	-0.2332	ppb	0.3034	130.1	12.7690
Na 330.237	11536.1	ppb	73.7814	0.6	397.215
Ni 231.604	-1.8458	ppb	2.4143	130.8	0.8035
Pb 220.353	-1.6422	ppb	2.8946	176.3	18.6546
Sb 206.834	-1.0986	ppb	6.7226	611.9	-1.4058
Se 196.026	3.2809	ppb	3.3079	100.8	1.9363
Sn 189.925	4.4908	ppb	5.4877	122.2	-9.5355
Sr 216.596	472.398	ppb	3.1384	0.7	2277.71
Ti 334.941	0.5180	ppb	0.0726	14.0	63.8127
Tl 190.794	-6.2865	ppb	4.7047	74.8	-14.9790
V 292.401	-1.4154	ppb	0.6768	47.8	-26.6232
Zn 206.200	4.8456	ppb	1.0951	20.7	10.5153

E06052013.vvq. All Data Report 6/6/2013, 9:35:19 AM

680-90821-f-2-a (Samp) **6/5/2013, 8:43:27 PM** **Rack 3, Tube 4**
Weight: 1 **Volume: 1** **Dilution: 1**

Label	Replicates Concentration		
Ag 328.068	0.1486u	-0.3350u	-0.3431u
Al 308.215	5.4183	6.9855	7.2419
As 188.980	-3.0630u	-2.9838u	2.6787
B 249.678	13.0434	12.7961	12.6525
Ba 389.178	108.491	106.387	108.720
Be 313.042	-0.0622u	-0.0497u	-0.0460u
Ca 370.602	163034	162963	162743
Cd 226.502	0.3029	0.0370	-0.0849u
Co 228.615	-2.0004u	-0.4147u	0.8057
Cr 267.716	0.1708	-0.1551u	0.3531
Cu 324.754	1.7381	0.9501	0.9034
Fe 271.441	57.4928	56.6491	44.6957
K 766.491	1091.57	1090.84	1084.52
Mg 279.078	11994.5	11977.0	11931.7
Mn 257.610	51.5152	51.3184	51.4737
Mo 202.032	-0.4824u	-0.8825u	-0.6494u
Na 330.237	11250.9	10904.0	11427.5
Ni 231.604	0.2267	-0.0232u	-2.1205u
Pb 220.353	-2.5886u	-3.3750u	-1.0602u
Sb 206.834	7.9190	-2.8249u	2.0412
Se 196.026	9.4078	10.7261	5.2180
Sn 189.925	6.0709	2.1044	7.6544
Sr 216.596	476.231	472.199	471.796
Ti 334.941	0.4907	0.5247	0.5078
Tl 190.794	-6.2926u	-1.6841u	-6.0860u
V 292.401	-0.4302u	-0.8565u	-0.3819u
Zn 206.200	3.9979	0.7490	-1.1797u

Label	Sol'n Conc.	Units	SD	%RSD	Int. (c/s)
Ag 328.068	-0.1765	ppb	0.2816	159.6	-56.2408
Al 308.215	6.5486	ppb	0.9872	15.1	367.357
As 188.980	-1.1227	ppb	3.2923	293.3	-3.3051
B 249.678	12.8307	ppb	0.1977	1.5	325.881
Ba 389.178	107.866	ppb	1.2861	1.2	694.596
Be 313.042	-0.0526	ppb	0.0085	16.2	-306.007
Ca 370.602	162913	ppb	151.4	0.1	153829
Cd 226.502	0.0850	ppb	0.1983	233.3	20.0004
Co 228.615	-0.5365	ppb	1.4070	262.3	0.4742
Cr 267.716	0.1229	ppb	0.2574	209.4	5.4335
Cu 324.754	1.1972	ppb	0.4690	39.2	344.732
Fe 271.441	52.9459	ppb	7.1573	13.5	43.8316
K 766.491	1088.98	ppb	3.8758	0.4	24232.4
Mg 279.078	11967.7	ppb	32.3918	0.3	18636.4
Mn 257.610	51.4358	ppb	0.1037	0.2	6158.25
Mo 202.032	-0.6714	ppb	0.2010	29.9	11.5594
Na 330.237	11194.2	ppb	266.325	2.4	386.566
Ni 231.604	-0.6390	ppb	1.2891	201.7	2.6885
Pb 220.353	-2.3412	ppb	1.1770	50.3	18.1367
Sb 206.834	2.3784	ppb	5.3799	226.2	0.6196
Se 196.026	8.4507	ppb	2.8761	34.0	3.8650
Sn 189.925	5.2766	ppb	2.8590	54.2	-9.1924
Sr 216.596	473.409	ppb	2.4522	0.5	2282.59
Ti 334.941	0.5077	ppb	0.0170	3.4	62.7869
Tl 190.794	-4.6876	ppb	2.6031	55.5	-14.2998
V 292.401	-0.5562	ppb	0.2612	47.0	-16.4498
Zn 206.200	1.1891	ppb	2.6167	220.1	6.9159

680-90821-f-2-aSD^5 (Samp) 6/5/2013, 8:48:03 PM Rack 3, Tube 5
Weight: 1 Volume: 1 Dilution: 1

Label	Replicates Concentration		
Ag 328.068	-0.4105u	-0.7024u	-0.1567u
Al 308.215	-1.0931u	4.2559	2.0932
As 188.980	-6.5985u	-7.7814u	-4.2742u
B 249.678	0.5068	0.6732	0.3847
Ba 389.178	16.8213	15.1760	18.1205
Be 313.042	-0.0250u	-0.0286u	-0.0314u
Ca 370.602	33194	33138	33030
Cd 226.502	0.3636	0.3443	-0.1459u
Co 228.615	-0.9452u	-0.5671u	-0.2987u
Cr 267.716	0.1384	-0.0313u	0.2736
Cu 324.754	0.6195	-0.5762u	1.8714
Fe 271.441	-9.9906u	3.9048	4.2961
K 766.491	189.531	189.815	188.451
Mg 279.078	2457.25	2478.77	2446.35
Mn 257.610	10.4024	10.4948	10.5254
Mo 202.032	1.0870	-0.6917u	-2.7170u
Na 330.237	2341.27	2319.04	2126.19
Ni 231.604	0.1894	-0.1028u	-0.3835u
Pb 220.353	5.8850	-1.1394u	8.0143
Sb 206.834	4.7612	-2.7942u	3.0569
Se 196.026	3.5484	-1.4244u	2.8797
Sn 189.925	0.2528	5.7765	1.7060
Sr 216.596	99.2973	97.4476	95.9092
Ti 334.941	0.2538	0.2700	0.2027
Tl 190.794	-4.5586u	1.0458	-2.0436u
V 292.401	-0.6590u	0.0620	0.3890
Zn 206.200	3.9954	1.0716	-0.7773u

Label	Sol'n Conc.	Units	SD	%RSD	Int. (c/s)
Ag 328.068	-0.4232	ppb	0.2731	64.5	-56.8321
Al 308.215	1.7520	ppb	2.6908	153.6	350.611
As 188.980	-6.2180	ppb	1.7843	28.7	-5.7697
B 249.678	0.5216	ppb	0.1448	27.8	173.336
Ba 389.178	16.7059	ppb	1.4756	8.8	75.8377
Be 313.042	-0.0283	ppb	0.0032	11.2	-305.101
Ca 370.602	33121	ppb	83.37	0.3	31256
Cd 226.502	0.1873	ppb	0.2888	154.1	21.9993
Co 228.615	-0.6037	ppb	0.3248	53.8	0.0301
Cr 267.716	0.1269	ppb	0.1527	120.4	5.3536
Cu 324.754	0.6383	ppb	1.2239	191.8	326.764
Fe 271.441	-0.5965	ppb	8.1378	1364.2	2.2545
K 766.491	189.266	ppb	0.7196	0.4	4616.61
Mg 279.078	2460.79	ppb	16.4981	0.7	3859.17
Mn 257.610	10.4742	ppb	0.0640	0.6	1285.59
Mo 202.032	-0.7739	ppb	1.9033	245.9	11.2777
Na 330.237	2262.16	ppb	118.282	5.2	107.712
Ni 231.604	-0.0990	ppb	0.2864	289.4	3.5313
Pb 220.353	4.2533	ppb	4.7900	112.6	23.0356
Sb 206.834	1.6747	ppb	3.9628	236.6	0.2101
Se 196.026	1.6679	ppb	2.6988	161.8	1.3285
Sn 189.925	2.5784	ppb	2.8633	111.0	-10.4008
Sr 216.596	97.5514	ppb	1.6964	1.7	480.352
Ti 334.941	0.2422	ppb	0.0351	14.5	15.6433
Tl 190.794	-1.8521	ppb	2.8071	151.6	-13.0820
V 292.401	-0.0693	ppb	0.5362	773.3	-10.6921
Zn 206.200	1.4299	ppb	2.4064	168.3	37.1527

E06052013.vvq. All Data Report 6/6/2013, 9:35:19 AM

680-90821-f-2-aPDS (Samp) 6/5/2013, 8:52:39 PM Rack 3, Tube 6
Weight: 1 Volume: 1 Dilution: 1

Label	Replicates Concentration		
Ag 328.068	50.5872	49.5390	49.4390
Al 308.215	1993.33	1981.92	1984.52
As 188.980	2157.75	2149.99	2160.65
B 249.678	1027.39	1029.08	1036.24
Ba 389.178	2130.74	2127.93	2128.22
Be 313.042	49.6698	49.5880	49.6794
Ca 370.602	167823	167481	166835
Cd 226.502	50.1813	50.0444	50.1401
Co 228.615	500.877	502.314	502.247
Cr 267.716	201.366	200.817	200.581
Cu 324.754	257.107	253.749	258.893
Fe 271.441	1077.83	1087.48	1090.00
K 766.491	6969.97	6930.10	6987.24
Mg 279.078	17205.9	17158.1	17181.7
Mn 257.610	567.823	567.007	567.175
Mo 202.032	535.971	540.194	535.528
Na 330.237	16743.4	16583.1	16784.3
Ni 231.604	490.026	487.068	492.475
Pb 220.353	514.979	510.359	515.317
Sb 206.834	464.776	480.490	473.705
Se 196.026	2085.86	2083.14	2085.12
Sn 189.925	1031.41	1042.19	1040.80
Sr 216.596	998.272	999.938	998.228
Ti 334.941	998.520	996.699	998.198
Tl 190.794	2136.62	2127.56	2104.78
V 292.401	502.760	503.358	503.652
Zn 206.200	493.345	497.100	494.052

Label	Sol'n Conc.	Units	SD	%RSD	Int. (c/s)
Ag 328.068	49.8551	ppb	0.6360	1.3	1912.04
Al 308.215	1986.59	ppb	5.9802	0.3	7220.22
As 188.980	2156.13	ppb	5.5130	0.3	1040.18
B 249.678	1030.90	ppb	4.6992	0.5	12947.9
Ba 389.178	2128.96	ppb	1.5414	0.1	14258.8
Be 313.042	49.6457	ppb	0.0502	0.1	68936.7
Ca 370.602	167380	ppb	501.8	0.3	158187
Cd 226.502	50.1219	ppb	0.0703	0.1	1057.56
Co 228.615	501.813	ppb	0.8110	0.2	3313.60
Cr 267.716	200.921	ppb	0.4026	0.2	4852.25
Cu 324.754	256.583	ppb	2.6116	1.0	8553.82
Fe 271.441	1085.10	ppb	6.4254	0.6	876.897
K 766.491	6962.43	ppb	29.3048	0.4	152287
Mg 279.078	17181.9	ppb	23.8561	0.1	26734.9
Mn 257.610	567.335	ppb	0.4306	0.1	67042.2
Mo 202.032	537.231	ppb	2.5755	0.5	1494.23
Na 330.237	16703.6	ppb	106.365	0.6	551.763
Ni 231.604	489.856	ppb	2.7071	0.6	768.097
Pb 220.353	513.552	ppb	2.7700	0.5	401.223
Sb 206.834	472.990	ppb	7.8812	1.7	272.143
Se 196.026	2084.71	ppb	1.4101	0.1	777.990
Sn 189.925	1038.13	ppb	5.8631	0.6	441.591
Sr 216.596	998.813	ppb	0.9750	0.1	4787.30
Ti 334.941	997.806	ppb	0.9718	0.1	113057
Tl 190.794	2122.99	ppb	16.4057	0.8	892.802
V 292.401	503.257	ppb	0.4543	0.1	5911.13
Zn 206.200	494.832	ppb	1.9951	0.4	492.417

E06052013.vvq. All Data Report 6/6/2013, 9:35:19 AM

680-90821-f-2-b ms (Samp) **6/5/2013, 8:57:15 PM** **Rack 3, Tube 7**
Weight: 1 **Volume: 1** **Dilution: 1**

Label	Replicates Concentration		
Ag 328.068	20.8282	20.7211	21.0295
Al 308.215	2073.30	2069.05	2062.92
As 188.980	38.5722	45.1757	41.7565
B 249.678	110.645	108.599	108.040
Ba 389.178	152.390	152.709	150.708
Be 313.042	20.8805	20.8228	20.7483
Ca 370.602	169136	169042	168687
Cd 226.502	20.8508	20.7010	21.2397
Co 228.615	20.5024	20.7412	20.0472
Cr 267.716	41.6703	41.7458	41.5532
Cu 324.754	43.7931	45.5560	44.5379
Fe 271.441	2063.89	2013.49	2035.18
K 766.491	3393.50	3388.94	3352.73
Mg 279.078	14380.8	14376.6	14370.4
Mn 257.610	264.369	265.249	264.607
Mo 202.032	42.4183	42.4930	41.8570
Na 330.237	13932.7	13797.5	13408.2
Ni 231.604	41.0632	40.7471	40.6255
Pb 220.353	21.2709	16.9174	21.5044
Sb 206.834	21.5749	25.7985	20.2124
Se 196.026	42.3257	64.1929	43.7710
Sn 189.925	81.9632	79.2046	85.2869
Sr 216.596	528.484	526.399	526.981
Ti 334.941	40.4534	40.6245	40.2543
Tl 190.794	13.8206	11.6734	17.4151
V 292.401	40.5452	40.7195	40.0920
Zn 206.200	39.1921	42.3003	40.4757

Label	Sol'n Conc.	Units	SD	%RSD	Int. (c/s)
Ag 328.068	20.8596	ppb	0.1566	0.8	774.759
Al 308.215	2068.42	ppb	5.2205	0.3	7546.70
As 188.980	41.8348	ppb	3.3025	7.9	17.4672
B 249.678	109.094	ppb	1.3713	1.3	1516.05
Ba 389.178	151.936	ppb	1.0754	0.7	992.975
Be 313.042	20.8172	ppb	0.0663	0.3	28798.5
Ca 370.602	168955	ppb	236.8	0.1	159495
Cd 226.502	20.9305	ppb	0.2781	1.3	454.756
Co 228.615	20.4303	ppb	0.3526	1.7	138.497
Cr 267.716	41.6564	ppb	0.0971	0.2	1008.52
Cu 324.754	44.6290	ppb	0.8850	2.0	1740.57
Fe 271.441	2037.52	ppb	25.2767	1.2	1586.21
K 766.491	3378.39	ppb	22.3405	0.7	74146.7
Mg 279.078	14375.9	ppb	5.2466	0.0	22377.0
Mn 257.610	264.741	ppb	0.4550	0.2	31334.8
Mo 202.032	42.2561	ppb	0.3476	0.8	129.847
Na 330.237	13712.8	ppb	272.301	2.0	464.392
Ni 231.604	40.8119	ppb	0.2259	0.6	67.4230
Pb 220.353	19.8975	ppb	2.5835	13.0	34.7045
Sb 206.834	22.5286	ppb	2.9126	12.9	12.3832
Se 196.026	50.0965	ppb	12.2291	24.4	19.4355
Sn 189.925	82.1516	ppb	3.0455	3.7	24.3609
Sr 216.596	527.288	ppb	1.0758	0.2	2540.59
Ti 334.941	40.4441	ppb	0.1853	0.5	4591.63
Tl 190.794	14.3030	ppb	2.9011	20.3	-6.2787
V 292.401	40.4523	ppb	0.3240	0.8	465.241
Zn 206.200	40.6560	ppb	1.5619	3.8	45.6834

E06052013.vvq. All Data Report 6/6/2013, 9:35:19 AM

680-90821-f-2-c msd (Samp) 6/5/2013, 9:01:52 PM Rack 3, Tube 8**Weight: 1****Volume: 1****Dilution: 1**

Label	Replicates Concentration		
Ag 328.068	22.0662	21.2589	20.1867
Al 308.215	2084.46	2086.94	2091.68
As 188.980	44.5813	47.7958	48.8460
B 249.678	100.471	99.8010	99.1992
Ba 389.178	149.066	149.216	147.508
Be 313.042	20.9510	21.0031	20.9776
Ca 370.602	165855	166093	165548
Cd 226.502	21.4928	21.0710	21.0289
Co 228.615	21.0559	20.5334	20.9633
Cr 267.716	41.9530	41.6942	41.3620
Cu 324.754	45.1162	44.6177	44.3324
Fe 271.441	2043.87	2058.42	2052.93
K 766.491	3359.03	3387.64	3370.50
Mg 279.078	14087.6	14085.2	14074.6
Mn 257.610	263.803	264.661	264.213
Mo 202.032	42.6762	42.8747	40.1854
Na 330.237	13857.9	13584.8	13624.1
Ni 231.604	37.2024	41.0757	37.0303
Pb 220.353	26.6663	17.6809	19.2255
Sb 206.834	23.2930	10.3044	17.8435
Se 196.026	49.7617	53.2091	41.5151
Sn 189.925	88.7539	86.9230	83.4392
Sr 216.596	517.614	517.992	513.508
Ti 334.941	40.8016	40.8626	40.7387
Tl 190.794	7.7009	25.2482	25.1803
V 292.401	41.0450	42.1417	41.2656
Zn 206.200	42.5687	44.4315	40.4081

Label	Sol'n Conc.	Units	SD	%RSD	Int. (c/s)
Ag 328.068	21.1706	ppb	0.9429	4.5	787.412
Al 308.215	2087.69	ppb	3.6680	0.2	7613.69
As 188.980	47.0743	ppb	2.2220	4.7	20.0021
B 249.678	99.8239	ppb	0.6364	0.6	1401.08
Ba 389.178	148.597	ppb	0.9462	0.6	970.371
Be 313.042	20.9772	ppb	0.0260	0.1	29020.7
Ca 370.602	165832	ppb	273.6	0.2	156545
Cd 226.502	21.1976	ppb	0.2566	1.2	460.301
Co 228.615	20.8509	ppb	0.2788	1.3	141.278
Cr 267.716	41.6697	ppb	0.2963	0.7	1008.83
Cu 324.754	44.6888	ppb	0.3967	0.9	1742.47
Fe 271.441	2051.74	ppb	7.3472	0.4	1597.28
K 766.491	3372.39	ppb	14.3973	0.4	74015.9
Mg 279.078	14082.5	ppb	6.9266	0.0	21920.8
Mn 257.610	264.226	ppb	0.4293	0.2	31272.8
Mo 202.032	41.9121	ppb	1.4987	3.6	128.898
Na 330.237	13688.9	ppb	147.637	1.1	463.623
Ni 231.604	38.4362	ppb	2.2875	6.0	63.7123
Pb 220.353	21.1909	ppb	4.8043	22.7	35.6666
Sb 206.834	17.1470	ppb	6.5222	38.0	9.2542
Se 196.026	48.1619	ppb	6.0089	12.5	18.7142
Sn 189.925	86.3720	ppb	2.6999	3.1	26.2019
Sr 216.596	516.371	ppb	2.4867	0.5	2488.26
Ti 334.941	40.8010	ppb	0.0620	0.2	4631.56
Tl 190.794	19.3764	ppb	10.1114	52.2	-4.1163
V 292.401	41.4841	ppb	0.5801	1.4	477.500
Zn 206.200	42.4694	ppb	2.0135	4.7	474.686

E06052013.vvq. All Data Report 6/6/2013, 9:35:19 AM

CRI (Samp) 6/5/2013, 9:06:28 PM Rack 3, Tube 9

Weight: 1

Volume: 1

Dilution: 1

Label	Replicates Concentration		
Ag 328.068	8.9054	8.9162	9.8149
Al 308.215	208.822	210.565	204.773
As 188.980	16.1183	13.7234	12.9746
B 249.678	99.8297	101.194	100.313
Ba 389.178	4.9957	9.1549	10.0737
Be 313.042	4.0456	4.0685	4.0539
Ca 370.602	505.1	507.9	494.3
Cd 226.502	5.1891	5.2356	5.1631
Co 228.615	10.6491	9.7508	10.0931
Cr 267.716	10.1454	9.9767	10.0569
Cu 324.754	20.9668	21.9364	20.4524
Fe 271.441	51.2087	59.1450	37.9769
K 766.491	915.409	926.116	922.208
Mg 279.078	506.163	507.584	506.647
Mn 257.610	10.5874	10.6647	10.6122
Mo 202.032	9.1366	9.0034	9.4137
Na 330.237	982.555	1047.35	764.840
Ni 231.604	40.5386	37.9148	38.7512
Pb 220.353	9.0241	8.3334	8.7156
Sb 206.834	31.2000	15.6412	11.6479
Se 196.026	24.9202	21.6402	23.7024
Sn 189.925	60.6065	51.8533	55.2100
Sr 216.596	10.4265	10.0823	10.3712
Ti 334.941	10.0549	10.0294	9.9562
Tl 190.794	23.0455	25.7557	25.8971
V 292.401	9.9972	9.9075	9.6936
Zn 206.200	20.8324	24.2937	22.3327

Label	Sol'n Conc.	Units	SD	%RSD	Int. (c/s)
Ag 328.068	9.2122	ppb	0.5221	5.7	326.280
Al 308.215	208.053	ppb	2.9713	1.4	1068.33
As 188.980	14.2721	ppb	1.6421	11.5	4.1417
B 249.678	100.445	ppb	0.6916	0.7	1412.29
Ba 389.178	8.0748	ppb	2.7058	33.5	16.5021
Be 313.042	4.0560	ppb	0.0116	0.3	5381.91
Ca 370.602	502.4	ppb	7.185	1.4	452.8
Cd 226.502	5.1959	ppb	0.0367	0.7	125.747
Co 228.615	10.1643	ppb	0.4534	4.5	70.9212
Cr 267.716	10.0597	ppb	0.0844	0.8	245.060
Cu 324.754	21.1185	ppb	0.7536	3.6	984.675
Fe 271.441	49.4435	ppb	10.6939	21.6	41.7876
K 766.491	921.244	ppb	5.4181	0.6	20575.4
Mg 279.078	506.798	ppb	0.7224	0.1	821.840
Mn 257.610	10.6214	ppb	0.0395	0.4	1294.71
Mo 202.032	9.1846	ppb	0.2093	2.3	38.7261
Na 330.237	931.582	ppb	147.992	15.9	65.9523
Ni 231.604	39.0682	ppb	1.3403	3.4	64.6872
Pb 220.353	8.6910	ppb	0.3460	4.0	26.3257
Sb 206.834	19.4964	ppb	10.3304	53.0	10.5930
Se 196.026	23.4209	ppb	1.6580	7.1	9.4382
Sn 189.925	55.8899	ppb	4.4160	7.9	12.8589
Sr 216.596	10.2934	ppb	0.1849	1.8	61.4882
Ti 334.941	10.0135	ppb	0.0512	0.5	1119.14
Tl 190.794	24.8995	ppb	1.6071	6.5	-1.6708
V 292.401	9.8661	ppb	0.1560	1.6	106.034
Zn 206.200	22.4863	ppb	1.7358	7.7	27.8585

E06052013.vvq. All Data Report 6/6/2013, 9:35:19 AM

mb 680-278983/1-a (Samp) **6/5/2013, 9:20:21 PM** **Rack 4, Tube 3**
Weight: 1 **Volume: 1** **Dilution: 1**

Label	Replicates Concentration		
Ag 328.068	0.1208	-0.1025u	-0.1655u
Al 308.215	4.4176	7.5589	5.3322
As 188.980	1.3145	2.2536	-5.2707u
B 249.678	2.4175	1.0337	1.1059
Ba 389.178	-2.2930u	-2.3879u	-2.0986u
Be 313.042	-0.0071u	-0.0078u	-0.0111u
Ca 370.602	15.70	19.23	-6.696u
Cd 226.502	0.0805	0.0481	0.3833
Co 228.615	0.1272	-0.5758u	1.0251
Cr 267.716	0.4518	0.5386	-0.2251u
Cu 324.754	0.4006	0.6504	0.1208
Fe 271.441	-5.3375u	2.5954	2.6144
K 766.491	-4.7622u	-6.6844u	-6.2155u
Mg 279.078	36.3705	32.5543	30.3712
Mn 257.610	-0.1308u	-0.0251u	0.0103
Mo 202.032	0.3069	-0.9034u	0.0597
Na 330.237	215.562	95.7920	71.6490
Ni 231.604	-1.0424u	0.5083	-0.4159u
Pb 220.353	-1.6763u	3.1539	4.2435
Sb 206.834	3.0704	3.7474	2.9711
Se 196.026	0.9175	10.2269	5.9203
Sn 189.925	1.4793	5.0060	4.7639
Sr 216.596	0.6556	0.1490	-0.4690u
Ti 334.941	0.2150	0.2432	0.1924
Tl 190.794	-4.8102u	-3.7403u	-1.1983u
V 292.401	-0.0834u	-0.1447u	0.4630
Zn 206.200	0.8709	1.0130	1.6176

Label	Sol'n Conc.	Units	SD	%RSD	Int. (c/s)
Ag 328.068	-0.0491	ppb	0.1505	306.7	-39.6872
Al 308.215	5.7696	ppb	1.6157	28.0	364.590
As 188.980	-0.5675	ppb	4.1001	722.4	-3.0363
B 249.678	1.5190	ppb	0.7789	51.3	185.706
Ba 389.178	-2.2598	ppb	0.1474	6.5	-53.2260
Be 313.042	-0.0087	ppb	0.0021	24.2	-286.235
Ca 370.602	9.410	ppb	14.06	149.4	-13.38
Cd 226.502	0.1707	ppb	0.1849	108.3	21.6412
Co 228.615	0.1922	ppb	0.8024	417.6	5.2571
Cr 267.716	0.2551	ppb	0.4181	163.9	8.4051
Cu 324.754	0.3906	ppb	0.2649	67.8	318.823
Fe 271.441	-0.0426	ppb	4.5856	10774.1	2.7316
K 766.491	-5.8874	ppb	1.0022	17.0	361.829
Mg 279.078	33.0987	ppb	3.0364	9.2	85.6827
Mn 257.610	-0.0485	ppb	0.0734	151.2	33.9312
Mo 202.032	-0.1789	ppb	0.6395	357.4	12.9179
Na 330.237	127.668	ppb	77.0698	60.4	41.0757
Ni 231.604	-0.3167	ppb	0.7801	246.3	3.1904
Pb 220.353	1.9070	ppb	3.1507	165.2	21.2890
Sb 206.834	3.2630	ppb	0.4225	12.9	1.1299
Se 196.026	5.6882	ppb	4.6591	81.9	2.8253
Sn 189.925	3.7497	ppb	1.9700	52.5	-9.8975
Sr 216.596	0.1119	ppb	0.5632	503.4	13.1385
Ti 334.941	0.2169	ppb	0.0255	11.7	8.4257
Tl 190.794	-3.2496	ppb	1.8553	57.1	-13.6745
V 292.401	0.0783	ppb	0.3346	427.4	-9.0151
Zn 206.200	1.1671	ppb	0.3955	34.0	6.8937

E06052013.wvq. All Data Report 6/6/2013, 9:35:19 AM

ics 680-278983/2-a (Samp) 6/5/2013, 9:24:59 PM Rack 4, Tube 4
 Weight: 1 Volume: 1 Dilution: 1

Label	Replicates Concentration		
Ag 328.068	54.0311	54.2402	54.0997
Al 308.215	4994.77	5038.66	5094.17
As 188.980	108.452	111.964	104.465
B 249.678	190.761	190.798	195.387
Ba 389.178	94.5789	97.6897	96.2834
Be 313.042	51.8198	52.1015	52.7393
Ca 370.602	4880	4923	4941
Cd 226.502	51.2005	51.6455	52.8052
Co 228.615	50.0900	51.6138	52.2263
Cr 267.716	101.458	102.621	103.394
Cu 324.754	100.951	103.721	103.926
Fe 271.441	4880.27	4921.39	4970.95
K 766.491	4897.10	4885.53	4931.54
Mg 279.078	5032.07	5070.21	5124.51
Mn 257.610	521.370	524.824	530.070
Mo 202.032	105.312	106.412	106.592
Na 330.237	5278.86	5191.83	4890.70
Ni 231.604	99.8999	98.9856	101.532
Pb 220.353	49.9562	49.4591	55.1382
Sb 206.834	46.7931	51.6165	38.7132
Se 196.026	112.076	102.840	96.4508
Sn 189.925	206.188	221.045	205.518
Sr 216.596	102.825	103.399	103.567
Ti 334.941	98.7692	99.4333	100.410
Tl 190.794	35.8962	47.3815	29.0952
V 292.401	102.369	102.485	103.984
Zn 206.200	103.491	101.706	102.115

Label	Sol'n Conc.	Units	SD	%RSD	Int. (c/s)
Ag 328.068	54.1236	ppb	0.1066	0.2	2101.21
Al 308.215	5042.53	ppb	49.8120	1.0	17902.1
As 188.980	108.294	ppb	3.7517	3.5	49.6044
B 249.678	192.315	ppb	2.6607	1.4	2542.90
Ba 389.178	96.1840	ppb	1.5578	1.6	613.276
Be 313.042	52.2202	ppb	0.4711	0.9	72548.6
Ca 370.602	4915	ppb	31.44	0.6	4521
Cd 226.502	51.8837	ppb	0.8284	1.6	1100.17
Co 228.615	51.3100	ppb	1.1001	2.1	341.772
Cr 267.716	102.491	ppb	0.9745	1.0	2477.51
Cu 324.754	102.866	ppb	1.6615	1.6	3612.31
Fe 271.441	4924.20	ppb	45.4033	0.9	3829.73
K 766.491	4904.72	ppb	23.9326	0.5	107424
Mg 279.078	5075.59	ppb	46.4525	0.9	7917.14
Mn 257.610	525.421	ppb	4.3804	0.8	62051.7
Mo 202.032	106.105	ppb	0.6930	0.7	305.785
Na 330.237	5120.46	ppb	203.685	4.0	194.917
Ni 231.604	100.139	ppb	1.2900	1.3	160.075
Pb 220.353	51.5178	ppb	3.1452	6.1	58.2572
Sb 206.834	45.7076	ppb	6.5197	14.3	25.9287
Se 196.026	103.789	ppb	7.8557	7.6	39.5081
Sn 189.925	210.917	ppb	8.7777	4.2	80.5210
Sr 216.596	103.264	ppb	0.3890	0.4	506.931
Ti 334.941	99.5374	ppb	0.8251	0.8	11269.9
Tl 190.794	37.4577	ppb	9.2426	24.7	3.4954
V 292.401	102.946	ppb	0.9009	0.9	1199.50
Zn 206.200	102.438	ppb	0.9354	0.9	106.378

E06052013.vvq. All Data Report 6/6/2013, 9:35:19 AM

680-90802-a-1-a (Samp) **6/5/2013, 9:29:36 PM** **Rack 4, Tube 5**
Weight: 1 **Volume: 1** **Dilution: 1**

Label	Replicates Concentration		
Ag 328.068	-0.5165u	-0.3401u	-0.3451u
Al 308.215	99643.4	100202	100123
As 188.980	22.4415	7.0904	8.3490
B 249.678	12.6092	11.2130	10.6027
Ba 389.178	364.274	367.185	372.431
Be 313.042	2.1044	2.1037	2.1095
Ca 370.602	4533	4561	4549
Cd 226.502	0.1353	0.5246	0.3703
Co 228.615	5.4417	4.3834	6.5718
Cr 267.716	103.868	103.809	103.353
Cu 324.754	4.4692	4.4517	4.0955
Fe 271.441	60902.7	61175.8	60952.7
K 766.491	1129.11	1135.38	1132.91
Mg 279.078	4049.94	4067.79	4051.89
Mn 257.610	35.7466	35.9024	35.7361
Mo 202.032	2.2577	2.3906	1.1720
Na 330.237	1183.38	1287.89	1512.71
Ni 231.604	8.7771	8.6050	10.4297
Pb 220.353	131.670	135.297	137.950
Sb 206.834	-1.2320	-2.2959	-9.1737u
Se 196.026	14.6703	-1.0840u	2.1468
Sn 189.925	18.2699	15.0677	20.7520
Sr 216.596	147.074	148.121	147.522
Ti 334.941	153.356	154.051	154.085
Tl 190.794	-4.5089u	3.1970u	-6.5502u
V 292.401	127.341	128.763	127.638
Zn 206.200	46.4127	43.5668	44.4647

Label	Sol'n Conc.	Units	SD	%RSD	Int. (c/s)
Ag 328.068	-0.4006	ppb	0.1004	25.1	-56.5558
Al 308.215	99989.4	ppb	302.283	0.3	348643
As 188.980	12.6270	ppb	8.5229	67.5	3.6328
B 249.678	11.4749	ppb	1.0286	9.0	201.926
Ba 389.178	367.963	ppb	4.1338	1.1	2459.07
Be 313.042	2.1059	ppb	0.0032	0.1	2666.41
Ca 370.602	4548	ppb	14.26	0.3	2827
Cd 226.502	0.3434	ppb	0.1961	57.1	124.278
Co 228.615	5.4656	ppb	1.0944	20.0	43.3502
Cr 267.716	103.677	ppb	0.2818	0.3	2512.46
Cu 324.754	4.3388	ppb	0.2109	4.9	456.645
Fe 271.441	61010.4	ppb	145.414	0.2	47376.1
K 766.491	1132.47	ppb	3.1583	0.3	25180.6
Mg 279.078	4056.54	ppb	9.7950	0.2	6325.91
Mn 257.610	35.7950	ppb	0.0931	0.3	4365.90
Mo 202.032	1.9401	ppb	0.6685	34.5	17.4847
Na 330.237	1327.99	ppb	168.288	12.7	66.5204
Ni 231.604	9.2706	ppb	1.0075	10.9	18.9441
Pb 220.353	134.973	ppb	3.1524	2.3	121.369
Sb 206.834	-4.2338	ppb	4.3110	101.8	-1.8794
Se 196.026	5.2444	ppb	8.3214	158.7	2.8267
Sn 189.925	18.0299	ppb	2.8498	15.8	-3.6648
Sr 216.596	147.572	ppb	0.5252	0.4	742.422
Ti 334.941	153.831	ppb	0.4113	0.3	17423.6
Tl 190.794	-2.6207	ppb	5.1406	196.2	-15.0782
V 292.401	127.914	ppb	0.7503	0.6	1502.81
Zn 206.200	44.8147	ppb	1.4549	3.2	50.0352

E06052013.wvq. All Data Report 6/6/2013, 9:35:19 AM

680-90802-a-1-aSD^5 (Samp) 6/5/2013, 9:34:14 PM Rack 4, Tube 6

Weight: 1

Volume: 1

Dilution: 1

Label	Replicates Concentration		
Ag 328.068	-0.3846u	-0.4182u	0.0928
Al 308.215	22224.2	22046.1	21262.2
As 188.980	0.2506	9.5854	1.8680
B 249.678	0.9472u	0.5968u	0.0308u
Ba 389.178	80.1893	80.1107	77.4636
Be 313.042	0.4333	0.4011	0.4196
Ca 370.602	1026	1028	1013
Cd 226.502	0.1221	0.5314	0.6554
Co 228.615	1.8177	2.0451	1.5009
Cr 267.716	22.9630	23.0862	21.9714
Cu 324.754	2.0097	1.8458	0.7059
Fe 271.441	13510.7	13388.1	12927.9
K 766.491	224.317	223.246	216.978
Mg 279.078	907.949	903.515	866.853
Mn 257.610	7.9525	7.8398	7.6004
Mo 202.032	1.1694	-1.2921u	0.8275
Na 330.237	-13.4331u	81.8912u	555.892
Ni 231.604	-2.2497u	1.3266	3.4448
Pb 220.353	31.5426	24.7022	25.4693
Sb 206.834	-2.1246u	0.5891	-10.1916u
Se 196.026	-2.5997u	1.8544	7.8026
Sn 189.925	1.9322	2.0569	8.0423
Sr 216.596	32.9751	34.3797	30.9973
Ti 334.941	33.8490	33.7037	32.6375
Tl 190.794	-5.8986u	-1.9783u	4.1987
V 292.401	29.3702	28.3777	27.6769
Zn 206.200	11.8655	10.9405	12.3764

Label	Sol'n Conc.	Units	SD	%RSD	Int. (c/s)
Ag 328.068	-0.2367	ppb	0.2858	120.8	-47.7531
Al 308.215	21844.2	ppb	511.778	2.3	76435.4
As 188.980	3.9013	ppb	4.9885	127.9	-0.8116
B 249.678	0.5250	ppb	0.4624	88.1	150.013
Ba 389.178	79.2545	ppb	1.5515	2.0	499.842
Be 313.042	0.4180	ppb	0.0162	3.9	309.667
Ca 370.602	1022	ppb	8.597	0.8	628.3
Cd 226.502	0.4363	ppb	0.2790	64.0	48.7273
Co 228.615	1.7879	ppb	0.2733	15.3	16.5050
Cr 267.716	22.6735	ppb	0.6112	2.7	551.204
Cu 324.754	1.5205	ppb	0.7102	46.7	357.503
Fe 271.441	13275.6	ppb	307.280	2.3	10311.0
K 766.491	221.513	ppb	3.9644	1.8	5319.68
Mg 279.078	892.772	ppb	22.5561	2.5	1418.94
Mn 257.610	7.7976	ppb	0.1798	2.3	982.012
Mo 202.032	0.2349	ppb	1.3334	567.6	13.7806
Na 330.237	208.117	ppb	304.930	146.5	40.9578
Ni 231.604	0.8406	ppb	2.8782	342.4	5.1673
Pb 220.353	27.2380	ppb	3.7476	13.8	40.3714
Sb 206.834	-3.9090	ppb	5.6075	143.4	-2.7501
Se 196.026	2.3524	ppb	5.2190	221.9	1.6181
Sn 189.925	4.0105	ppb	3.4922	87.1	-9.7837
Sr 216.596	32.7840	ppb	1.6993	5.2	174.646
Ti 334.941	33.3968	ppb	0.6615	2.0	3770.02
Tl 190.794	-1.2261	ppb	5.0905	415.2	-13.1758
V 292.401	28.4749	ppb	0.8508	3.0	326.852
Zn 206.200	11.7275	ppb	0.7278	6.2	17.3278

E06052013.vvq. All Data Report 6/6/2013, 9:35:19 AM

680-90802-a-1-aPDS (Samp) **6/5/2013, 9:38:52 PM** **Rack 4, Tube 7**
Weight: 1 **Volume: 1** **Dilution: 1**

Label	Replicates Concentration		
Ag 328.068	49.5868	48.8730	47.6144
Al 308.215	100063	99573.4	99592.6
As 188.980	2182.62	2167.70	2164.66
B 249.678	1014.91	1016.76	1018.04
Ba 389.178	2351.66	2329.89	2341.60
Be 313.042	52.9002	52.6700	52.6326
Ca 370.602	9385	9330	9357
Cd 226.502	51.0520	50.9618	50.8262
Co 228.615	516.255	509.667	506.942
Cr 267.716	301.461	299.420	300.021
Cu 324.754	262.201	261.127	259.528
Fe 271.441	60486.6	60072.8	60221.9
K 766.491	6522.04	6490.87	6487.04
Mg 279.078	9115.92	9070.18	9074.60
Mn 257.610	553.702	550.214	551.314
Mo 202.032	537.539	542.023	541.576
Na 330.237	6474.69	6667.85	6292.12
Ni 231.604	499.754	499.745	501.107
Pb 220.353	639.137	639.432	639.913
Sb 206.834	467.778	473.129	463.789
Se 196.026	2072.13	2067.25	2091.27
Sn 189.925	1070.60	1029.85	1052.77
Sr 216.596	655.363	652.285	653.537
Ti 334.941	1157.36	1151.04	1152.69
Tl 190.794	2096.68	2071.43	2071.42
V 292.401	627.694	626.345	625.806
Zn 206.200	535.049	537.110	530.438

Label	Sol'n Conc.	Units	SD	%RSD	Int. (c/s)
Ag 328.068	48.6914	ppb	0.9987	2.1	1875.03
Al 308.215	99743.0	ppb	277.359	0.3	347741
As 188.980	2171.66	ppb	9.6121	0.4	1047.98
B 249.678	1016.57	ppb	1.5721	0.2	12665.7
Ba 389.178	2341.05	ppb	10.8911	0.5	15700.4
Be 313.042	52.7342	ppb	0.1449	0.3	73206.4
Ca 370.602	9357	ppb	27.69	0.3	7547
Cd 226.502	50.9467	ppb	0.1136	0.2	1171.08
Co 228.615	510.955	ppb	4.7884	0.9	3377.12
Cr 267.716	300.301	ppb	1.0487	0.3	7258.33
Cu 324.754	260.952	ppb	1.3450	0.5	8704.94
Fe 271.441	60260.4	ppb	209.570	0.3	46825.6
K 766.491	6499.98	ppb	19.1990	0.3	142205
Mg 279.078	9086.90	ppb	25.2277	0.3	14139.0
Mn 257.610	551.743	ppb	1.7832	0.3	65252.7
Mo 202.032	540.379	ppb	2.4697	0.5	1501.67
Na 330.237	6478.22	ppb	187.886	2.9	220.814
Ni 231.604	500.202	ppb	0.7840	0.2	785.010
Pb 220.353	639.494	ppb	0.3914	0.1	495.964
Sb 206.834	468.232	ppb	4.6868	1.0	270.668
Se 196.026	2076.88	ppb	12.6948	0.6	775.227
Sn 189.925	1051.07	ppb	20.4235	1.9	447.200
Sr 216.596	653.728	ppb	1.5481	0.2	3154.54
Ti 334.941	1153.70	ppb	3.2812	0.3	130708
Tl 190.794	2079.85	ppb	14.5816	0.7	872.806
V 292.401	626.615	ppb	0.9726	0.2	7369.82
Zn 206.200	534.199	ppb	3.4164	0.6	531.343

680-90802-a-1-b ms (Samp) 6/5/2013, 9:43:30 PM Rack 4, Tube 8
Weight: 1 Volume: 1 Dilution: 1

Label	Replicates Concentration		
Ag 328.068	54.8575	54.8886	56.1736
Al 308.215	142620	142085	143409
As 188.980	111.509	109.339	106.815
B 249.678	115.876	113.529	113.052
Ba 389.178	484.779	482.775	480.333
Be 313.042	55.4217	55.2201	55.7475
Ca 370.602	9398	9325	9388
Cd 226.502	53.3373	53.2443	53.9275
Co 228.615	60.3200	60.1833	60.3566
Cr 267.716	252.598	251.665	253.681
Cu 324.754	111.951	112.207	114.455
Fe 271.441	81785.9	81385.9	82210.2
K 766.491	6828.42	6852.64	6919.51
Mg 279.078	10524.4	10504.6	10558.9
Mn 257.610	583.298	580.712	585.907
Mo 202.032	90.9887	92.2517	94.9819
Na 330.237	6622.14	6658.39	6883.85
Ni 231.604	112.414	117.677	114.895
Pb 220.353	181.703	184.496	186.218
Sb 206.834	16.3062	21.5453	15.2514
Se 196.026	107.890	94.5438	95.1267
Sn 189.925	222.544	218.714	219.284
Sr 216.596	263.724	262.134	266.042
Ti 334.941	241.053	239.925	242.382
Tl 190.794	25.6740	37.7757	43.7610
V 292.401	258.165	257.499	260.981
Zn 206.200	163.297	162.482	160.197

Label	Sol'n Conc.	Units	SD	%RSD	Int. (c/s)
Ag 328.068	55.3066	ppb	0.7510	1.4	2144.83
Al 308.215	142705	ppb	665.692	0.5	497430
As 188.980	109.221	ppb	2.3496	2.2	50.5052
B 249.678	114.152	ppb	1.5116	1.3	1438.36
Ba 389.178	482.629	ppb	2.2265	0.5	3242.15
Be 313.042	55.4631	ppb	0.2662	0.5	77078.1
Ca 370.602	9370	ppb	39.47	0.4	6897
Cd 226.502	53.5030	ppb	0.3705	0.7	1258.71
Co 228.615	60.2866	ppb	0.0913	0.2	404.722
Cr 267.716	252.648	ppb	1.0090	0.4	6111.76
Cu 324.754	112.871	ppb	1.3779	1.2	3947.34
Fe 271.441	81794.0	ppb	412.208	0.5	63517.7
K 766.491	6866.86	ppb	47.1792	0.7	150203
Mg 279.078	10529.3	ppb	27.4667	0.3	16374.2
Mn 257.610	583.305	ppb	2.5974	0.4	69012.4
Mo 202.032	92.7408	ppb	2.0410	2.2	267.332
Na 330.237	6721.46	ppb	141.798	2.1	229.792
Ni 231.604	114.995	ppb	2.6329	2.3	184.261
Pb 220.353	184.139	ppb	2.2782	1.2	158.229
Sb 206.834	17.7010	ppb	3.3708	19.0	11.5315
Se 196.026	99.1867	ppb	7.5425	7.6	38.0053
Sn 189.925	220.181	ppb	2.0665	0.9	84.5641
Sr 216.596	263.967	ppb	1.9653	0.7	1305.95
Ti 334.941	241.120	ppb	1.2300	0.5	27326.1
Tl 190.794	35.7369	ppb	9.2143	25.8	0.6541
V 292.401	258.882	ppb	1.8484	0.7	3043.73
Zn 206.200	161.992	ppb	1.6067	1.0	165.177

E06052013.wvq. All Data Report 6/6/2013, 9:35:19 AM

680-90802-a-1-c msd (Samp) 6/5/2013, 9:48:19 PM Rack 4, Tube 9
Weight: 1 Volume: 1 Dilution: 1

Label	Replicates Concentration		
Ag 328.068	55.3329	55.5674	55.5524
Al 308.215	145004	145151	144809
As 188.980	102.605	103.145	102.773
B 249.678	94.3552	93.5835	94.5254
Ba 389.178	528.072	530.479	525.565
Be 313.042	55.9890	55.9205	55.7780
Ca 370.602	9589	9629	9584
Cd 226.502	53.2811	53.2689	53.5144
Co 228.615	59.7658	60.0352	61.7929
Cr 267.716	256.929	253.629	255.263
Cu 324.754	112.560	114.450	112.717
Fe 271.441	77128.4	76987.9	76904.8
K 766.491	6917.05	6928.69	6913.18
Mg 279.078	10589.0	10625.3	10597.7
Mn 257.610	585.942	587.041	585.194
Mo 202.032	92.5734	91.6770	89.6778
Na 330.237	6571.66	6781.52	6734.08
Ni 231.604	115.850	117.915	115.771
Pb 220.353	196.548	188.647	196.170
Sb 206.834	22.7062	14.8146	27.4461
Se 196.026	91.0789	123.009	99.2558
Sn 189.925	215.834	215.764	221.635
Sr 216.596	272.108	271.333	269.828
Ti 334.941	235.731	236.039	234.834
Tl 190.794	43.4470	33.5650	41.4976
V 292.401	253.680	252.877	253.751
Zn 206.200	163.319	164.416	170.666

Label	Sol'n Conc.	Units	SD	%RSD	Int. (c/s)
Ag 328.068	55.4842	ppb	0.1313	0.2	2151.70
Al 308.215	144988	ppb	171.524	0.1	505384
As 188.980	102.841	ppb	0.2762	0.3	47.4722
B 249.678	94.1547	ppb	0.5019	0.5	1198.52
Ba 389.178	528.039	ppb	2.4573	0.5	3544.89
Be 313.042	55.8958	ppb	0.1077	0.2	77682.4
Ca 370.602	9601	ppb	25.03	0.3	7225
Cd 226.502	53.3548	ppb	0.1384	0.3	1248.14
Co 228.615	60.5313	ppb	1.1008	1.8	406.210
Cr 267.716	255.273	ppb	1.6502	0.6	6174.61
Cu 324.754	113.242	ppb	1.0492	0.9	3958.37
Fe 271.441	77007.0	ppb	113.002	0.1	59800.8
K 766.491	6919.64	ppb	8.0699	0.1	151354
Mg 279.078	10604.0	ppb	18.9604	0.2	16489.3
Mn 257.610	586.059	ppb	0.9291	0.2	69331.0
Mo 202.032	91.3094	ppb	1.4824	1.6	263.479
Na 330.237	6695.75	ppb	110.054	1.6	229.822
Ni 231.604	116.512	ppb	1.2156	1.0	186.572
Pb 220.353	193.788	ppb	4.4564	2.3	165.241
Sb 206.834	21.6556	ppb	6.3810	29.5	13.8028
Se 196.026	104.448	ppb	16.5861	15.9	39.9551
Sn 189.925	217.744	ppb	3.3693	1.5	83.5009
Sr 216.596	271.090	ppb	1.1598	0.4	1338.15
Ti 334.941	235.535	ppb	0.6259	0.3	26693.3
Tl 190.794	39.5032	ppb	5.2342	13.3	2.3866
V 292.401	253.436	ppb	0.4856	0.2	2979.30
Zn 206.200	166.134	ppb	3.9635	2.4	169.217

E06052013.vvq. All Data Report 6/6/2013, 9:35:19 AM

680-90802-b-3-a (Samp) 6/5/2013, 9:52:57 PM Rack 4, Tube 10
 Weight: 1 Volume: 1 Dilution: 1

Label	Replicates Concentration		
Ag 328.068	-1.0500u	-0.8919u	-0.6338u
Al 308.215	65381.3	65754.8	65459.6
As 188.980	22.1826	18.4537	24.3638
B 249.678	18.0932	18.0641	16.5961
Ba 389.178	431.057	435.987	432.004
Be 313.042	6.6604	6.7127	6.7011
Ca 370.602	6156	6195	6140
Cd 226.502	4.4896	4.3281	4.6710
Co 228.615	5.1044	4.6536	4.4400
Cr 267.716	65.9734	66.6681	66.5923
Cu 324.754	129.670	129.766	130.962
Fe 271.441	107413	107932	107509
K 766.491	1637.39	1645.69	1642.08
Mg 279.078	3001.22	3026.73	3000.92
Mn 257.610	129.344	130.254	129.810
Mo 202.032	2.4277	2.7517	2.8537
Na 330.237	789.873u	951.314u	681.110u
Ni 231.604	75.8075	70.3851	74.9622
Pb 220.353	338.104	339.491	335.945
Sb 206.834	1.0863	-0.3597	6.1456
Se 196.026	-8.6082u	-0.7141	-0.5306
Sn 189.925	17.7207	20.7017	18.7851
Sr 216.596	216.494	217.575	217.311
Ti 334.941	345.000	347.598	346.353
Tl 190.794	1.2309u	5.9643u	-11.3594u
V 292.401	107.586	106.869	107.626
Zn 206.200	7063.99	7093.69	7055.99

Label	Sol'n Conc.	Units	SD	%RSD	Int. (c/s)
Ag 328.068	-0.8586	ppb	0.2101	24.5	-76.3589
Al 308.215	65531.9	ppb	196.947	0.3	228613
As 188.980	21.6667	ppb	2.9886	13.8	7.3802
B 249.678	17.5845	ppb	0.8561	4.9	195.767
Ba 389.178	433.016	ppb	2.6159	0.6	2914.17
Be 313.042	6.6914	ppb	0.0275	0.4	9060.40
Ca 370.602	6164	ppb	28.41	0.5	3262
Cd 226.502	4.4962	ppb	0.1715	3.8	285.902
Co 228.615	4.7326	ppb	0.3392	7.2	41.8414
Cr 267.716	66.4113	ppb	0.3811	0.6	1618.73
Cu 324.754	130.132	ppb	0.7198	0.6	4506.06
Fe 271.441	107618	ppb	276.015	0.3	83565.1
K 766.491	1641.72	ppb	4.1574	0.3	36283.4
Mg 279.078	3009.62	ppb	14.8117	0.5	4711.29
Mn 257.610	129.803	ppb	0.4553	0.4	15518.0
Mo 202.032	2.6777	ppb	0.2224	8.3	18.6286
Na 330.237	807.432	ppb	135.955	16.8	-21.6607
Ni 231.604	73.7183	ppb	2.9174	4.0	120.176
Pb 220.353	337.847	ppb	1.7866	0.5	273.980
Sb 206.834	2.2907	ppb	3.4158	149.1	2.3761
Se 196.026	-3.2843	ppb	4.6115	140.4	-0.2129
Sn 189.925	19.0692	ppb	1.5106	7.9	-3.2119
Sr 216.596	217.127	ppb	0.5635	0.3	1093.07
Ti 334.941	346.317	ppb	1.2991	0.4	39230.2
Tl 190.794	-1.3881	ppb	8.9539	645.1	-15.8742
V 292.401	107.360	ppb	0.4264	0.4	1261.69
Zn 206.200	7071.22	ppb	19.8667	0.3	6967.78

E06052013.vvq. All Data Report 6/6/2013, 9:35:19 AM

680-90802-b-5-a (Samp) 6/5/2013, 9:57:35 PM Rack 4, Tube 11

Weight: 1

Volume: 1

Dilution: 1

Label	Replicates Concentration		
Ag 328.068	-0.1854u	-0.7650u	-0.8198u
Al 308.215	57517.0	57326.2	57645.0
As 188.980	23.4920	14.9743	22.9283
B 249.678	14.7084	15.8447	15.7028
Ba 389.178	273.966	272.972	276.977
Be 313.042	2.1015	2.1114	2.1119
Ca 370.602	9251	9241	9306
Cd 226.502	2.3089	2.4514	2.4513
Co 228.615	5.5681	5.5307	4.2265
Cr 267.716	96.5797	95.5544	96.9815
Cu 324.754	310.870	313.056	314.780
Fe 271.441	75893.1	75700.6	76251.9
K 766.491	1731.99	1723.12	1720.72
Mg 279.078	3304.84	3313.02	3334.04
Mn 257.610	141.413	140.975	141.760
Mo 202.032	3.9774	3.1503	4.0090
Na 330.237	517.455u	575.464u	457.578u
Ni 231.604	50.8716	49.0884	47.9232
Pb 220.353	677.398	682.150	675.156
Sb 206.834	9.3867	5.8809	6.9903
Se 196.026	-4.1455u	7.9713	-6.6353u
Sn 189.925	28.1311	13.7010	21.8735
Sr 216.596	146.897	147.792	148.839
Ti 334.941	300.229	299.219	301.109
Tl 190.794	-1.8381u	-2.5513u	-9.4747u
V 292.401	103.412	103.233	103.363
Zn 206.200	1061.77	1065.53	1054.81

Label	Sol'n Conc.	Units	SD	%RSD	Int. (c/s)
Ag 328.068	-0.5901	ppb	0.3515	59.6	-64.0159
Al 308.215	57496.1	ppb	160.413	0.3	200621
As 188.980	20.4649	ppb	4.7633	23.3	6.9838
B 249.678	15.4186	ppb	0.6192	4.0	224.527
Ba 389.178	274.639	ppb	2.0856	0.8	1838.68
Be 313.042	2.1083	ppb	0.0059	0.3	2668.22
Ca 370.602	9266	ppb	34.87	0.4	6946
Cd 226.502	2.4038	ppb	0.0823	3.4	191.226
Co 228.615	5.1084	ppb	0.7640	15.0	43.1266
Cr 267.716	96.3718	ppb	0.7359	0.8	2338.18
Cu 324.754	312.902	ppb	1.9599	0.6	10370.2
Fe 271.441	75948.5	ppb	279.796	0.4	58975.0
K 766.491	1725.28	ppb	5.9353	0.3	38105.2
Mg 279.078	3317.30	ppb	15.0673	0.5	5186.84
Mn 257.610	141.383	ppb	0.3934	0.3	16840.4
Mo 202.032	3.7122	ppb	0.4869	13.1	22.0979
Na 330.237	516.833	ppb	58.9458	11.4	29.0063
Ni 231.604	49.2944	ppb	1.4849	3.0	81.6298
Pb 220.353	678.235	ppb	3.5712	0.5	526.177
Sb 206.834	7.4193	ppb	1.7918	24.2	5.0574
Se 196.026	-0.9365	ppb	7.8142	834.4	0.5815
Sn 189.925	21.2352	ppb	7.2362	34.1	-2.2652
Sr 216.596	147.843	ppb	0.9717	0.7	749.613
Ti 334.941	300.186	ppb	0.9455	0.3	34002.8
Tl 190.794	-4.6214	ppb	4.2182	91.3	-16.3739
V 292.401	103.336	ppb	0.0923	0.1	1212.95
Zn 206.200	1060.70	ppb	5.4409	0.5	1050.27

E06052013.vvq. All Data Report 6/6/2013, 9:35:19 AM

680-90833-a-1-a (Samp) 6/5/2013, 10:02:24 PM Rack 4, Tube 12

Weight: 1

Volume: 1

Dilution: 1

Label	Replicates Concentration		
Ag 328.068	7.6759	6.5713	8.2705
Al 308.215	17046.2	17220.8	17371.8
As 188.980	3.0656	1.8532	6.1090
B 249.678	45.7938	46.2212	48.0120
Ba 389.178	692.820	697.070	707.238
Be 313.042	0.4337	0.4392	0.4510
Ca 370.602	14268	14398	14513
Cd 226.502	95.0990	96.0802	96.7448
Co 228.615	6.3356	6.6622	7.4815
Cr 267.716	192.385	193.513	194.621
Cu 324.754	205.431	206.656	212.740
Fe 271.441	22160.3	22382.8	22528.9
K 766.491	3540.12	3598.80	3605.82
Mg 279.078	3319.42	3344.31	3369.28
Mn 257.610	9988.71	10097.6	10193.2
Mo 202.032	39.7159	41.3355	41.0344
Na 330.237	3119.65	2835.70	2438.15
Ni 231.604	37.9880	35.6385	35.5620
Pb 220.353	31.8688	25.3457	24.4106
Sb 206.834	-10.2139u	-1.5312	-4.4902u
Se 196.026	2.7860	7.3218	20.1369
Sn 189.925	36.9382	36.2315	29.3784
Sr 216.596	127.847	129.981	129.252
Ti 334.941	235.417	240.415	242.169
Tl 190.794	5.4646u	9.4878	10.8076
V 292.401	28.2231	29.0647	29.6087
Zn 206.200	391.550	392.978	401.212

Label	Sol'n Conc.	Units	SD	%RSD	Int. (c/s)
Ag 328.068	7.5059	ppb	0.8623	11.5	280.319
Al 308.215	17212.9	ppb	162.956	0.9	60303.7
As 188.980	3.6759	ppb	2.1926	59.6	-1.0347
B 249.678	46.6757	ppb	1.1769	2.5	706.394
Ba 389.178	699.043	ppb	7.4090	1.1	4663.37
Be 313.042	0.4413	ppb	0.0088	2.0	337.914
Ca 370.602	14393	ppb	122.6	0.9	13155
Cd 226.502	95.9747	ppb	0.8279	0.9	2041.16
Co 228.615	6.8264	ppb	0.5903	8.6	52.1877
Cr 267.716	193.506	ppb	1.1183	0.6	4697.79
Cu 324.754	208.276	ppb	3.9146	1.9	7000.53
Fe 271.441	22357.3	ppb	185.623	0.8	17363.2
K 766.491	3581.58	ppb	36.0789	1.0	78576.8
Mg 279.078	3344.34	ppb	24.9345	0.7	5112.77
Mn 257.610	10093.2	ppb	102.328	1.0	1190781
Mo 202.032	40.6953	ppb	0.8614	2.1	125.158
Na 330.237	2797.83	ppb	342.325	12.2	116.255
Ni 231.604	36.3962	ppb	1.3791	3.8	60.8016
Pb 220.353	27.2084	ppb	4.0630	14.9	41.5777
Sb 206.834	-5.4118	ppb	4.4141	81.6	-2.9147
Se 196.026	10.0815	ppb	8.9986	89.3	6.4029
Sn 189.925	34.1827	ppb	4.1756	12.2	3.3881
Sr 216.596	129.027	ppb	1.0844	0.8	638.336
Ti 334.941	239.334	ppb	3.5034	1.5	27105.3
Tl 190.794	8.5867	ppb	2.7832	32.4	-11.2492
V 292.401	28.9655	ppb	0.6981	2.4	327.214
Zn 206.200	395.247	ppb	5.2151	1.3	394.540

E06052013.vvq. All Data Report 6/6/2013, 9:35:19 AM

680-90857-b-1-a (Samp) 6/5/2013, 10:16:18 PM Rack 4, Tube 15

Weight: 1

Volume: 1

Dilution: 1

Label	Replicates Concentration		
Ag 328.068	-1.2827u	-1.8903u	-0.8612u
Al 308.215	108571	108942	109589
As 188.980	39.0548	33.9105	42.0241
B 249.678	15.6218u	14.7724u	14.0518u
Ba 389.178	626.167	625.970	631.232
Be 313.042	4.5963	4.6189	4.6340
Ca 370.602	2267u	2244u	2217u
Cd 226.502	0.2635	0.5353	0.1755
Co 228.615	42.0897	41.9395	42.3977
Cr 267.716	106.531	107.024	107.892
Cu 324.754	59.8260	60.3881	60.4550
Fe 271.441	126685	127416	128211
K 766.491	5883.60	5915.25	5932.68
Mg 279.078	6676.72	6718.06	6737.34
Mn 257.610	2222.85	2232.48	2246.47
Mo 202.032	6.3389	5.9372	6.5536
Na 330.237	566.978u	316.146u	411.972u
Ni 231.604	45.5318	45.6623	47.2658
Pb 220.353	95.0982	101.144	91.2815
Sb 206.834	9.9192	-1.0614	16.5181
Se 196.026	2.6318	5.5119	-5.8817u
Sn 189.925	18.9825	12.8759	20.4470
Sr 216.596	29.5846	32.9404	31.9604
Ti 334.941	500.745	501.425	505.620
Tl 190.794	7.8628u	-16.1079u	-6.4006u
V 292.401	160.963	160.930	163.257
Zn 206.200	221.377	221.100	218.505

Label	Sol'n Conc.	Units	SD	%RSD	Int. (c/s)
Ag 328.068	-1.3447	ppb	0.5173	38.5	-85.8921
Al 308.215	109034	ppb	515.010	0.5	380145
As 188.980	38.3298	ppb	4.1051	10.7	15.6174
B 249.678	14.8153	ppb	0.7859	5.3	126.701
Ba 389.178	627.790	ppb	2.9827	0.5	4231.90
Be 313.042	4.6164	ppb	0.0190	0.4	6164.84
Ca 370.602	2243	ppb	25.19	1.1	-874.8
Cd 226.502	0.3247	ppb	0.1875	57.7	231.650
Co 228.615	42.1423	ppb	0.2336	0.6	290.680
Cr 267.716	107.149	ppb	0.6895	0.6	2609.28
Cu 324.754	60.2230	ppb	0.3455	0.6	2264.25
Fe 271.441	127437	ppb	763.460	0.6	98956.6
K 766.491	5910.51	ppb	24.8810	0.4	129353
Mg 279.078	6710.71	ppb	30.9715	0.5	10432.7
Mn 257.610	2233.93	ppb	11.8762	0.5	263786
Mo 202.032	6.2766	ppb	0.3129	5.0	28.1287
Na 330.237	431.698	ppb	126.574	29.3	23.8925
Ni 231.604	46.1533	ppb	0.9657	2.1	77.3338
Pb 220.353	95.8411	ppb	4.9729	5.2	94.4495
Sb 206.834	8.4586	ppb	8.8803	105.0	6.4079
Se 196.026	0.7540	ppb	5.9244	785.8	1.7367
Sn 189.925	17.4351	ppb	4.0157	23.0	-3.9261
Sr 216.596	31.4951	ppb	1.7256	5.5	213.864
Ti 334.941	502.597	ppb	2.6399	0.5	56943.6
Tl 190.794	-4.8819	ppb	12.0573	247.0	-18.2730
V 292.401	161.717	ppb	1.3343	0.8	1904.98
Zn 206.200	220.327	ppb	1.5844	0.7	223.273

E06052013.wvq. All Data Report 6/6/2013, 9:35:19 AM

680-90857-b-2-a (Samp) 6/5/2013, 10:20:56 PM Rack 4, Tube 16

Weight: 1

Volume: 1

Dilution: 1

Label	Replicates Concentration		
Ag 328.068	-0.9410u	-1.2790u	-0.9507u
Al 308.215	115484	115673	116988
As 188.980	41.5431	30.1506	33.9165
B 249.678	12.0287u	13.1526u	12.4422u
Ba 389.178	539.693	544.634	547.549
Be 313.042	4.7581	4.7630	4.8082
Ca 370.602	1661u	1694u	1685u
Cd 226.502	-0.0971	-0.4004	0.3600
Co 228.615	36.1536	35.7850	35.1525
Cr 267.716	104.024	104.806	105.899
Cu 324.754	54.7038	53.1646	54.4350
Fe 271.441	127848	128265	129409
K 766.491	5934.91	5970.12	6027.06
Mg 279.078	6625.66	6619.46	6735.15
Mn 257.610	1138.88	1140.99	1154.04
Mo 202.032	8.0747	7.1112	5.0285
Na 330.237	176.465u	-2.2328u	29.4468u
Ni 231.604	39.6133	42.8977	40.7941
Pb 220.353	80.4541	69.2612	81.6770
Sb 206.834	-3.4650	1.6950	-13.4211u
Se 196.026	-7.6990u	-0.1886	6.0610
Sn 189.925	15.4809	16.7834	18.3479
Sr 216.596	28.3721	27.6439	29.8772
Ti 334.941	478.436	480.215	484.716
Tl 190.794	-7.6382u	-8.1732u	-4.5032u
V 292.401	163.964	164.884	166.980
Zn 206.200	193.942	187.224	190.909

Label	Sol'n Conc.	Units	SD	%RSD	Int. (c/s)
Ag 328.068	-1.0569	ppb	0.1924	18.2	-77.0657
Al 308.215	116048	ppb	819.331	0.7	404580
As 188.980	35.2034	ppb	5.8043	16.5	14.1466
B 249.678	12.5411	ppb	0.5684	4.5	95.8974
Ba 389.178	543.959	ppb	3.9710	0.7	3670.10
Be 313.042	4.7764	ppb	0.0276	0.6	6388.52
Ca 370.602	1680	ppb	16.87	1.0	-1454
Cd 226.502	-0.0458	ppb	0.3828	835.5	226.385
Co 228.615	35.6970	ppb	0.5063	1.4	247.972
Cr 267.716	104.910	ppb	0.9416	0.9	2553.02
Cu 324.754	54.1011	ppb	0.8221	1.5	2067.90
Fe 271.441	128507	ppb	808.055	0.6	99787.2
K 766.491	5977.36	ppb	46.4999	0.8	130810
Mg 279.078	6660.09	ppb	65.0799	1.0	10365.5
Mn 257.610	1144.64	ppb	8.2125	0.7	135284
Mo 202.032	6.7381	ppb	1.5570	23.1	29.3699
Na 330.237	67.8931	ppb	95.3511	140.4	12.5748
Ni 231.604	41.1017	ppb	1.6637	4.0	69.4728
Pb 220.353	77.1308	ppb	6.8426	8.9	80.4271
Sb 206.834	-5.0637	ppb	7.6838	151.7	-1.4621
Se 196.026	-0.6089	ppb	6.8896	1131.5	1.0295
Sn 189.925	16.8707	ppb	1.4355	8.5	-4.1726
Sr 216.596	28.6311	ppb	1.1390	4.0	200.767
Ti 334.941	481.122	ppb	3.2366	0.7	54510.9
Tl 190.794	-6.7715	ppb	1.9825	29.3	-18.9106
V 292.401	165.276	ppb	1.5455	0.9	1946.98
Zn 206.200	190.692	ppb	3.3646	1.8	194.114

E06052013.vvq. All Data Report 6/6/2013, 9:35:19 AM

680-90857-b-3-a (Samp) 6/5/2013, 10:25:34 PM Rack 4, Tube 17

Weight: 1

Volume: 1

Dilution: 1

Label	Replicates Concentration		
Ag 328.068	-0.7749u	-1.3745u	-0.7585u
Al 308.215	112443	112148	111229
As 188.980	17.5285	13.5395	5.7512
B 249.678	2.4926u	2.2971u	1.6139u
Ba 389.178	965.182	963.266	956.872
Be 313.042	3.5881	3.5769	3.5461
Ca 370.602	3185	3154	3152
Cd 226.502	0.9819	0.9922	0.7468
Co 228.615	11.8652	12.0075	11.7110
Cr 267.716	80.1296	80.7689	79.4910
Cu 324.754	93.9543	95.3409	95.0796
Fe 271.441	27561.3	27470.1	27188.7
K 766.491	5125.85	5084.38	5052.55
Mg 279.078	3505.04	3496.37	3491.07
Mn 257.610	768.155	766.000	759.040
Mo 202.032	2.7513	2.3006	2.5708
Na 330.237	284.000	102.454u	339.991
Ni 231.604	35.0817	31.5225	35.6264
Pb 220.353	126.615	127.806	132.964
Sb 206.834	1.2299	-1.4719u	-7.6707u
Se 196.026	10.1745	6.4062	4.1853
Sn 189.925	19.4370	19.5873	17.5162
Sr 216.596	45.4822	43.5672	44.0379
Ti 334.941	287.138	287.029	285.063
Tl 190.794	-3.1276u	-4.8711u	2.3741
V 292.401	113.389	111.349	110.893
Zn 206.200	102.659	101.989	98.5828

Label	Sol'n Conc.	Units	SD	%RSD	Int. (c/s)
Ag 328.068	-0.9693	ppb	0.3510	36.2	-74.7207
Al 308.215	111940	ppb	633.011	0.6	390275
As 188.980	12.2731	ppb	5.9899	48.8	3.8129
B 249.678	2.1345	ppb	0.4614	21.6	145.153
Ba 389.178	961.773	ppb	4.3516	0.5	6428.20
Be 313.042	3.5703	ppb	0.0218	0.6	4710.10
Ca 370.602	3164	ppb	18.89	0.6	2357
Cd 226.502	0.9070	ppb	0.1388	15.3	81.4203
Co 228.615	11.8612	ppb	0.1483	1.3	86.4550
Cr 267.716	80.1299	ppb	0.6389	0.8	1941.81
Cu 324.754	94.7916	ppb	0.7368	0.8	3355.43
Fe 271.441	27406.7	ppb	194.212	0.7	21284.3
K 766.491	5087.59	ppb	36.7566	0.7	111411
Mg 279.078	3497.49	ppb	7.0533	0.2	5441.18
Mn 257.610	764.398	ppb	4.7641	0.6	90269.3
Mo 202.032	2.5409	ppb	0.2268	8.9	19.8044
Na 330.237	242.148	ppb	124.175	51.3	38.0476
Ni 231.604	34.0769	ppb	2.2289	6.5	57.2574
Pb 220.353	129.128	ppb	3.3746	2.6	115.884
Sb 206.834	-2.6376	ppb	4.5634	173.0	-1.5243
Se 196.026	6.9220	ppb	3.0278	43.7	3.4997
Sn 189.925	18.8468	ppb	1.1548	6.1	-3.3082
Sr 216.596	44.3624	ppb	0.9979	2.2	235.476
Ti 334.941	286.410	ppb	1.1678	0.4	32441.3
Tl 190.794	-1.8749	ppb	3.7816	201.7	-13.9652
V 292.401	111.877	ppb	1.3291	1.2	1314.27
Zn 206.200	101.077	ppb	2.1859	2.1	105.249

E06052013.vvq. All Data Report 6/6/2013, 9:35:19 AM

680-90894-b-1-a (Samp) 6/5/2013, 10:30:12 PM Rack 4, Tube 18

Weight: 1

Volume: 1

Dilution: 1

Label	Replicates Concentration		
Ag 328.068	-1.1213	-0.6911	-0.9155
Al 308.215	47636.4	47037.8	47007.7
As 188.980	42.5777	47.5753	33.5769
B 249.678	15.2208u	16.1821u	15.4102u
Ba 389.178	227.850	223.701	225.327
Be 313.042	1.4904	1.4840	1.4707
Ca 370.602	19004	18777	18781
Cd 226.502	2.6285	2.7138	2.7149
Co 228.615	16.7671	16.2259	17.6207
Cr 267.716	318.714	315.008	316.493
Cu 324.754	241.879	235.502	236.926
Fe 271.441	118897	116801	116948
K 766.491	3990.90	3966.79	3946.18
Mg 279.078	8987.87	8887.86	8901.29
Mn 257.610	67286.6x	66567.6x	66485.6x
Mo 202.032	18.4379	16.4642	16.5296
Na 330.237	535.154u	485.894u	166.133u
Ni 231.604	77.8222	80.0916	78.1560
Pb 220.353	292.796	286.377	282.867
Sb 206.834	3.5549	7.9781	8.4859
Se 196.026	22.6208	21.6426	14.7535
Sn 189.925	37.7881	26.4191	24.6909
Sr 216.596	142.925	140.561	139.963
Ti 334.941	1268.25	1253.77	1253.94
Tl 190.794	77.7530	70.7419	63.7362
V 292.401	149.415	147.503	146.997
Zn 206.200	1062.40	1054.60	1045.77

Label	Sol'n Conc.	Units	SD	%RSD	Int. (c/s)
Ag 328.068	-0.9093b	ppb	0.2152	23.7	84.2378
Al 308.215	47227.3b	ppb	354.609	0.8	164846
As 188.980	41.2433b	ppb	7.0940	17.2	16.6291
B 249.678	15.6044b	ppb	0.5092	3.3	153.391
Ba 389.178	225.626b	ppb	2.0909	0.9	1531.25
Be 313.042	1.4817b	ppb	0.0101	0.7	1778.63
Ca 370.602	18854b	ppb	130.1	0.7	15709
Cd 226.502	2.6857b	ppb	0.0496	1.8	264.923
Co 228.615	16.8713b	ppb	0.7032	4.2	133.965
Cr 267.716	316.738b	ppb	1.8650	0.6	7808.32
Cu 324.754	238.103b	ppb	3.3474	1.4	7975.82
Fe 271.441	117548b	ppb	1170.43	1.0	91277.1
K 766.491	3967.96b	ppb	22.3858	0.6	87000.6
Mg 279.078	8925.67b	ppb	54.2777	0.6	13124.8
Mn 257.610	66780.0xb	ppb	440.694	0.7	7878292
Mo 202.032	17.1439b	ppb	1.1211	6.5	58.2875
Na 330.237	395.727b	ppb	200.354	50.6	15.4221
Ni 231.604	78.6899b	ppb	1.2253	1.6	128.043
Pb 220.353	287.347b	ppb	5.0350	1.8	243.113
Sb 206.834	6.6730b	ppb	2.7123	40.6	6.2474
Se 196.026	19.6723b	ppb	4.2878	21.8	20.8022
Sn 189.925	29.6327b	ppb	7.1155	24.0	1.4013
Sr 216.596	141.150b	ppb	1.5662	1.1	734.491
Ti 334.941	1258.65b	ppb	8.3143	0.7	142599
Tl 190.794	70.7437b	ppb	7.0084	9.9	1.3608
V 292.401	147.972b	ppb	1.2753	0.9	1741.83
Zn 206.200	1054.26b	ppb	8.3212	0.8	1043.67

E06052013.vvq. All Data Report 6/6/2013, 9:35:19 AM

680-90894-a-2-a (Samp) 6/5/2013, 10:34:50 PM Rack 4, Tube 19

Weight: 1

Volume: 1

Dilution: 1

Label	Replicates Concentration		
Ag 328.068	0.0842	-0.2319u	-0.3536u
Al 308.215	31663.4	31481.6	31483.6
As 188.980	39.3539	25.5614	33.2963
B 249.678	24.3982	24.8338	25.2677
Ba 389.178	525.354	520.604	513.566
Be 313.042	2.1352	2.1283	2.1341
Ca 370.602	32072	31876	31904
Cd 226.502	4.7108	4.5675	4.1218
Co 228.615	17.6948	17.6983	17.0892
Cr 267.716	197.439	196.161	195.938
Cu 324.754	234.375	233.768	236.320
Fe 271.441	99594.1	99164.4	99149.9
K 766.491	6771.37	6782.48	6798.75
Mg 279.078	12090.2	12012.1	12017.2
Mn 257.610	3453.70	3434.94	3433.48
Mo 202.032	26.1006	26.4007	25.6711
Na 330.237	674.611u	641.417u	1113.15u
Ni 231.604	71.7260	67.0171	69.9757
Pb 220.353	519.917	517.637	512.005
Sb 206.834	12.8287	8.5727	8.2141
Se 196.026	-7.7457u	-2.2430	19.0661
Sn 189.925	48.8962	43.6460	41.8734
Sr 216.596	364.131	361.331	360.972
Ti 334.941	2193.14	2179.65	2180.16
Tl 190.794	-9.4964u	4.2956u	1.3686u
V 292.401	129.011	128.963	128.826
Zn 206.200	1501.75	1499.26	1499.28

Label	Sol'n Conc.	Units	SD	%RSD	Int. (c/s)
Ag 328.068	-0.1671	ppb	0.2260	135.2	-44.6439
Al 308.215	31542.8	ppb	104.416	0.3	110211
As 188.980	32.7372	ppb	6.9132	21.1	12.5371
B 249.678	24.8332	ppb	0.4347	1.8	300.376
Ba 389.178	519.841	ppb	5.9307	1.1	3499.98
Be 313.042	2.1325	ppb	0.0037	0.2	2701.31
Ca 370.602	31950	ppb	106.1	0.3	28139
Cd 226.502	4.4667	ppb	0.3072	6.9	271.763
Co 228.615	17.4941	ppb	0.3506	2.0	149.206
Cr 267.716	196.513	ppb	0.8102	0.4	4767.08
Cu 324.754	234.821	ppb	1.3334	0.6	7867.11
Fe 271.441	99302.8	ppb	252.402	0.3	77109.9
K 766.491	6784.20	ppb	13.7731	0.2	148401
Mg 279.078	12039.8	ppb	43.6819	0.4	18715.0
Mn 257.610	3440.71	ppb	11.2786	0.3	406132
Mo 202.032	26.0575	ppb	0.3667	1.4	83.2356
Na 330.237	809.728	ppb	263.299	32.5	25.7411
Ni 231.604	69.5729	ppb	2.3801	3.4	113.566
Pb 220.353	516.520	ppb	4.0724	0.8	406.718
Sb 206.834	9.8718	ppb	2.5670	26.0	7.1551
Se 196.026	3.0258	ppb	14.1611	468.0	2.7348
Sn 189.925	44.8052	ppb	3.6521	8.2	8.0264
Sr 216.596	362.144	ppb	1.7295	0.5	1783.85
Ti 334.941	2184.32	ppb	7.6419	0.3	247473
Tl 190.794	-1.2774	ppb	7.2668	568.9	-16.2307
V 292.401	128.933	ppb	0.0960	0.1	1525.04
Zn 206.200	1500.10	ppb	1.4312	0.1	1482.77

E06052013.vvq. All Data Report 6/6/2013, 9:35:19 AM

700-76796-c-8-a (Samp) 6/5/2013, 10:39:27 PM Rack 4, Tube 20

Weight: 1

Volume: 1

Dilution: 1

Label	Replicates Concentration		
Ag 328.068	-0.2213u	-1.2680u	-0.5779u
Al 308.215	75935.5	75828.4	75822.4
As 188.980	29.9266	24.1546	29.3452
B 249.678	6.6525u	6.0499u	5.8152u
Ba 389.178	83.5271	83.9203	79.7913
Be 313.042	0.3998	0.3952	0.3994
Ca 370.602	386856	386029	383602
Cd 226.502	1.1056	1.2811	0.7517
Co 228.615	1.8323	1.3104	2.7960
Cr 267.716	80.0729	79.4212	79.0772
Cu 324.754	43.9907	45.0936	44.7080
Fe 271.441	71306.3	71122.6	71273.9
K 766.491	830.904	828.189	828.357
Mg 279.078	10183.7	10200.5	10204.8
Mn 257.610	264.300	265.693	265.725
Mo 202.032	7.0996	7.9813	7.9465
Na 330.237	478.913u	406.590u	685.389
Ni 231.604	25.3076	25.4470	24.0188
Pb 220.353	31.7010	34.4419	34.8928
Sb 206.834	-13.1791u	-0.3315	2.2305
Se 196.026	4.6798	3.5116	3.1122
Sn 189.925	16.3443	19.6942	20.0677
Sr 216.596	419.813	419.977	420.964
Ti 334.941	631.811	629.795	629.343
Tl 190.794	-7.5918u	-3.7109u	-14.1489u
V 292.401	180.985	178.842	179.888
Zn 206.200	554.483	547.865	550.693

Label	Sol'n Conc.	Units	SD	%RSD	Int. (c/s)
Ag 328.068	-0.6890	ppb	0.5321	77.2	-74.4009
Al 308.215	75862.1	ppb	63.6212	0.1	264591
As 188.980	27.8088	ppb	3.1780	11.4	10.7088
B 249.678	6.1726	ppb	0.4319	7.0	117.664
Ba 389.178	82.4129	ppb	2.2789	2.8	552.500
Be 313.042	0.3981	ppb	0.0026	0.6	379.745
Ca 370.602	385496	ppb	1691	0.4	362410
Cd 226.502	1.0461	ppb	0.2697	25.8	155.968
Co 228.615	1.9796	ppb	0.7536	38.1	26.5727
Cr 267.716	79.5238	ppb	0.5057	0.6	1931.25
Cu 324.754	44.5974	ppb	0.5597	1.3	1751.50
Fe 271.441	71234.3	ppb	98.0169	0.1	55314.6
K 766.491	829.150	ppb	1.5211	0.2	18567.5
Mg 279.078	10196.3	ppb	11.1351	0.1	15873.6
Mn 257.610	265.239	ppb	0.8135	0.3	31476.5
Mo 202.032	7.6758	ppb	0.4993	6.5	33.0567
Na 330.237	523.631	ppb	144.679	27.6	33.8662
Ni 231.604	24.9245	ppb	0.7874	3.2	43.5217
Pb 220.353	33.6786	ppb	1.7274	5.1	46.4760
Sb 206.834	-3.7600	ppb	8.2571	219.6	-1.6431
Se 196.026	3.7679	ppb	0.8146	21.6	2.3468
Sn 189.925	18.7021	ppb	2.0504	11.0	-3.2865
Sr 216.596	420.252	ppb	0.6223	0.1	2067.12
Ti 334.941	630.316	ppb	1.3142	0.2	71416.1
Tl 190.794	-8.4839	ppb	5.2759	62.2	-17.9087
V 292.401	179.905	ppb	1.0717	0.6	2121.76
Zn 206.200	551.013	ppb	3.3205	0.6	548.507

E06052013.vvq. All Data Report 6/6/2013, 9:35:19 AM

700-76774-b-1-b (Samp) 6/5/2013, 10:44:05 PM Rack 4, Tube 21

Weight: 1

Volume: 1

Dilution: 1

Label	Replicates Concentration		
Ag 328.068	-1.1639u	-0.9768u	-0.7709u
Al 308.215	59543.1	59668.5	59622.4
As 188.980	31.7162	27.8874	34.5544
B 249.678	9.1267u	8.1031u	8.1888u
Ba 389.178	131.449	135.967	136.665
Be 313.042	0.7654	0.7635	0.7713
Ca 370.602	298118	297829	298204
Cd 226.502	0.4547	0.5545	-0.1303
Co 228.615	3.5930	3.3996	4.3715
Cr 267.716	173.760	172.991	172.990
Cu 324.754	24.0309	23.9414	23.0081
Fe 271.441	92285.0	92435.6	92584.8
K 766.491	981.267	984.642	981.815
Mg 279.078	10421.8	10428.3	10430.3
Mn 257.610	279.658	279.457	279.563
Mo 202.032	9.2517	8.4610	8.8677
Na 330.237	533.783u	217.718u	372.025u
Ni 231.604	46.0209	45.5910	41.7838
Pb 220.353	46.2780	40.8759	44.4010
Sb 206.834	-3.0329	0.2771	-5.7907u
Se 196.026	-3.0748u	13.7111	-2.8292u
Sn 189.925	6.5109	16.2685	15.4660
Sr 216.596	508.122	506.562	507.785
Ti 334.941	560.155	561.744	562.322
Tl 190.794	-13.7786u	-4.6469u	1.9772u
V 292.401	281.012	281.913	281.945
Zn 206.200	198.816	200.762	200.170

Label	Sol'n Conc.	Units	SD	%RSD	Int. (c/s)
Ag 328.068	-0.9705	ppb	0.1966	20.3	-87.2176
Al 308.215	59611.4	ppb	63.4378	0.1	207972
As 188.980	31.3860	ppb	3.3458	10.7	12.1517
B 249.678	8.4729	ppb	0.5679	6.7	109.167
Ba 389.178	134.694	ppb	2.8313	2.1	912.280
Be 313.042	0.7667	ppb	0.0041	0.5	866.809
Ca 370.602	298050	ppb	196.5	0.1	279310
Cd 226.502	0.2929	ppb	0.3699	126.3	174.568
Co 228.615	3.7880	ppb	0.5145	13.6	38.1840
Cr 267.716	173.247	ppb	0.4442	0.3	4195.65
Cu 324.754	23.6601	ppb	0.5664	2.4	1082.47
Fe 271.441	92435.1	ppb	149.860	0.2	71776.9
K 766.491	982.575	ppb	1.8115	0.2	21912.5
Mg 279.078	10426.8	ppb	4.4700	0.0	16238.1
Mn 257.610	279.559	ppb	0.1004	0.0	33196.2
Mo 202.032	8.8601	ppb	0.3954	4.5	35.8405
Na 330.237	374.509	ppb	158.047	42.2	28.6068
Ni 231.604	44.4653	ppb	2.3321	5.2	74.2978
Pb 220.353	43.8516	ppb	2.7426	6.3	54.8669
Sb 206.834	-2.8489	ppb	3.0381	106.6	-0.3498
Se 196.026	2.6024	ppb	9.6212	369.7	1.9703
Sn 189.925	12.7485	ppb	5.4168	42.5	-5.9048
Sr 216.596	507.490	ppb	0.8208	0.2	2488.31
Ti 334.941	561.407	ppb	1.1223	0.2	63610.4
Tl 190.794	-5.4828	ppb	7.9111	144.3	-17.1954
V 292.401	281.623	ppb	0.5294	0.2	3323.46
Zn 206.200	199.916	ppb	0.9975	0.5	207.779

E06052013.vvq. All Data Report 6/6/2013, 9:35:19 AM

700-76774-b-2-b (Samp) 6/5/2013, 10:48:43 PM Rack 4, Tube 22

Weight: 1

Volume: 1

Dilution: 1

Label	Replicates Concentration		
Ag 328.068	-0.6788u	-2.0297u	-1.1117u
Al 308.215	40531.6	40654.7	40575.4
As 188.980	5.8366	4.1911	4.5695
B 249.678	0.8883u	0.2997u	0.7102u
Ba 389.178	82.3584	80.1090	82.9213
Be 313.042	0.2090	0.2162	0.2240
Ca 370.602	10676	10717	10725
Cd 226.502	0.2027	0.0336	0.1891
Co 228.615	3.0282	3.0524	3.4885
Cr 267.716	35.9807	35.8065	36.6205
Cu 324.754	10.4564	10.9844	11.5688
Fe 271.441	24021.6	24070.0	24103.1
K 766.491	583.817	586.744	584.583
Mg 279.078	2021.96	2024.87	2028.88
Mn 257.610	81.0329	81.2021	81.1368
Mo 202.032	3.4141	0.3465	1.2445
Na 330.237	231.330	206.406	97.5236u
Ni 231.604	11.5382	10.7726	10.2042
Pb 220.353	33.3499	31.3632	34.0636
Sb 206.834	0.9813	2.3568	3.5531
Se 196.026	19.0442	1.8405	4.5003
Sn 189.925	8.6580	17.5715	20.7255
Sr 216.596	26.0619	26.0856	27.1855
Ti 334.941	538.752	539.059	538.279
Tl 190.794	2.9559	1.9188	-7.7181u
V 292.401	69.9291	70.9340	71.1616
Zn 206.200	61.6384	59.2763	57.4550

Label	Sol'n Conc.	Units	SD	%RSD	Int. (c/s)
Ag 328.068	-1.2734	ppb	0.6898	54.2	-88.2856
Al 308.215	40587.3	ppb	62.3840	0.2	141722
As 188.980	4.8658	ppb	0.8618	17.7	-0.2871
B 249.678	0.6327	ppb	0.3019	47.7	132.461
Ba 389.178	81.7962	ppb	1.4881	1.8	522.266
Be 313.042	0.2164	ppb	0.0075	3.5	30.6818
Ca 370.602	10706	ppb	26.30	0.2	9597
Cd 226.502	0.1418	ppb	0.0939	66.2	60.0834
Co 228.615	3.1897	ppb	0.2590	8.1	32.4376
Cr 267.716	36.1359	ppb	0.4286	1.2	878.016
Cu 324.754	11.0032	ppb	0.5565	5.1	663.915
Fe 271.441	24064.9	ppb	40.9997	0.2	18688.9
K 766.491	585.048	ppb	1.5181	0.3	13245.6
Mg 279.078	2025.24	ppb	3.4763	0.2	3175.79
Mn 257.610	81.1239	ppb	0.0853	0.1	9652.37
Mo 202.032	1.6684	ppb	1.5771	94.5	17.4938
Na 330.237	178.420	ppb	71.1578	39.9	36.4923
Ni 231.604	10.8383	ppb	0.6694	6.2	20.9171
Pb 220.353	32.9256	ppb	1.3993	4.2	44.6797
Sb 206.834	2.2970	ppb	1.2870	56.0	1.0639
Se 196.026	8.4617	ppb	9.2607	109.4	3.9375
Sn 189.925	15.6517	ppb	6.2586	40.0	-4.7010
Sr 216.596	26.4443	ppb	0.6420	2.4	149.014
Ti 334.941	538.697	ppb	0.3927	0.1	61018.7
Tl 190.794	-0.9478	ppb	5.8861	621.0	-13.3593
V 292.401	70.6749	ppb	0.6559	0.9	829.409
Zn 206.200	59.4566	ppb	2.0975	3.5	643576

E06052013.vvq. All Data Report 6/6/2013, 9:35:19 AM

700-76774-b-7-b (Samp) 6/5/2013, 10:53:21 PM Rack 4, Tube 23

Weight: 1

Volume: 1

Dilution: 1

Label	Replicates Concentration		
Ag 328.068	-1.0373u	0.0565	-0.8950u
Al 308.215	67782.0	68166.6	68104.7
As 188.980	4.0326	14.7454	20.2072
B 249.678	6.3931u	6.1085u	5.4652u
Ba 389.178	138.756	141.757	140.984
Be 313.042	0.7758	0.7768	0.7820
Ca 370.602	850.8u	827.6u	839.8u
Cd 226.502	0.2945	-0.1893	0.1092
Co 228.615	8.3136	7.5076	8.6175
Cr 267.716	66.2256	66.4202	66.9734
Cu 324.754	15.4112	17.0890	16.7075
Fe 271.441	65818.3	66059.9	66002.8
K 766.491	1045.07	1051.45	1051.24
Mg 279.078	1995.72	2005.76	2004.48
Mn 257.610	83.7237	84.3470	84.1469
Mo 202.032	1.3817	2.1083	2.4479
Na 330.237	-98.1961u	415.949u	288.232u
Ni 231.604	11.3699	13.6522	12.1191
Pb 220.353	33.4454	39.4702	32.1041
Sb 206.834	-1.4112	1.0493	-9.4417u
Se 196.026	-3.4461u	5.4093	-4.7293u
Sn 189.925	11.7158	15.9732	13.8356
Sr 216.596	13.2062	11.9461	11.5740
Ti 334.941	407.632	411.436	410.734
Tl 190.794	-5.1354u	-6.0662u	-4.3787u
V 292.401	131.204	132.900	132.629
Zn 206.200	55.5640	56.7000	57.6729

Label	Sol'n Conc.	Units	SD	%RSD	Int. (c/s)
Ag 328.068	-0.6253	ppb	0.5947	95.1	-62.1674
Al 308.215	68017.8	ppb	206.537	0.3	237270
As 188.980	12.9950	ppb	8.2281	63.3	3.5288
B 249.678	5.9889	ppb	0.4754	7.9	125.510
Ba 389.178	140.499	ppb	1.5581	1.1	933.557
Be 313.042	0.7782	ppb	0.0033	0.4	811.246
Ca 370.602	839.4	ppb	11.62	1.4	-748.3
Cd 226.502	0.0714	ppb	0.2441	341.7	126.386
Co 228.615	8.1462	ppb	0.5736	7.0	64.3133
Cr 267.716	66.5397	ppb	0.3879	0.6	1616.72
Cu 324.754	16.4026	ppb	0.8795	5.4	845.024
Fe 271.441	65960.3	ppb	126.263	0.2	51219.8
K 766.491	1049.26	ppb	3.6258	0.3	23366.3
Mg 279.078	2001.98	ppb	5.4663	0.3	3139.35
Mn 257.610	84.0725	ppb	0.3182	0.4	10059.4
Mo 202.032	1.9793	ppb	0.5447	27.5	17.4970
Na 330.237	201.995	ppb	267.701	132.5	29.8055
Ni 231.604	12.3804	ppb	1.1633	9.4	23.8497
Pb 220.353	35.0066	ppb	3.9234	11.2	47.3801
Sb 206.834	-3.2678	ppb	5.4864	167.9	-1.4570
Se 196.026	-0.9221	ppb	5.5205	598.7	0.5494
Sn 189.925	13.8415	ppb	2.1287	15.4	-5.4939
Sr 216.596	12.2421	ppb	0.8554	7.0	97.3909
Ti 334.941	409.934	ppb	2.0244	0.5	46433.5
Tl 190.794	-5.1934	ppb	0.8452	16.3	-16.3122
V 292.401	132.245	ppb	0.9113	0.7	1556.69
Zn 206.200	56.6456	ppb	1.0555	201.8	618054

E06052013.wvq. All Data Report 6/6/2013, 9:35:19 AM

700-76774-b-9-b (Samp) 6/5/2013, 10:57:59 PM Rack 4, Tube 24

Weight: 1

Volume: 1

Dilution: 1

Label	Replicates Concentration		
Ag 328.068	-0.2491u	-0.2367u	-0.2213u
Al 308.215	47592.4	47449.7	47729.2
As 188.980	6.6772	10.9771	3.5712
B 249.678	2.1757u	2.4397u	2.2739u
Ba 389.178	78.9914	81.9650	82.0614
Be 313.042	0.3305	0.3313	0.3285
Ca 370.602	437.5u	454.2u	429.0u
Cd 226.502	0.0469	0.1956	0.1940
Co 228.615	2.0297	3.1975	3.5060
Cr 267.716	46.9238	45.7286	46.9105
Cu 324.754	10.0659	10.1824	9.1879
Fe 271.441	41019.9	40964.0	41302.5
K 766.491	688.993	685.772	688.107
Mg 279.078	1605.20	1593.25	1598.26
Mn 257.610	82.6880	82.2615	82.7207
Mo 202.032	3.9750	4.3229	3.5787
Na 330.237	236.660u	56.8163u	223.015u
Ni 231.604	15.2550	13.0002	12.0166
Pb 220.353	46.2818	44.1681	42.1593
Sb 206.834	-1.9849u	1.7294	-2.7818u
Se 196.026	11.0480	13.3408	9.2635
Sn 189.925	18.1870	14.3385	9.0648
Sr 216.596	7.5921	9.4330	6.6906
Ti 334.941	511.859	509.989	513.313
Tl 190.794	-9.3678u	-3.2642u	-10.0854u
V 292.401	100.111	99.7092	98.7475
Zn 206.200	39.4530	39.2760	39.1745

Label	Sol'n Conc.	Units	SD	%RSD	Int. (c/s)
Ag 328.068	-0.2357	ppb	0.0139	5.9	-46.7468
Al 308.215	47590.4	ppb	139.739	0.3	166115
As 188.980	7.0752	ppb	3.7190	52.6	0.7026
B 249.678	2.2964	ppb	0.1334	5.8	123.312
Ba 389.178	81.0059	ppb	1.7453	2.2	523.750
Be 313.042	0.3301	ppb	0.0015	0.4	185.934
Ca 370.602	440.2	ppb	12.79	2.9	-511.3
Cd 226.502	0.1455	ppb	0.0854	58.7	87.6597
Co 228.615	2.9110	ppb	0.7787	26.8	30.5910
Cr 267.716	46.5210	ppb	0.6862	1.5	1130.63
Cu 324.754	9.8121	ppb	0.5437	5.5	628.774
Fe 271.441	41095.5	ppb	181.475	0.4	31912.6
K 766.491	687.624	ppb	1.6637	0.2	15482.0
Mg 279.078	1598.90	ppb	5.9985	0.4	2513.87
Mn 257.610	82.5567	ppb	0.2562	0.3	9843.68
Mo 202.032	3.9589	ppb	0.3723	9.4	23.4595
Na 330.237	172.164	ppb	100.127	58.2	33.3997
Ni 231.604	13.4239	ppb	1.6602	12.4	25.1699
Pb 220.353	44.2031	ppb	2.0615	4.7	53.5613
Sb 206.834	-1.0124	ppb	2.4077	237.8	-0.5897
Se 196.026	11.2174	ppb	2.0439	18.2	5.0096
Sn 189.925	13.8635	ppb	4.5796	33.0	-5.4840
Sr 216.596	7.9052	ppb	1.3978	17.7	66.7045
Ti 334.941	511.720	ppb	1.6663	0.3	57962.7
Tl 190.794	-7.5725	ppb	3.7483	49.5	-16.6486
V 292.401	99.5224	ppb	0.7004	0.7	1170.42
Zn 206.200	39.3012	ppb	0.1499	0.4	44.6071

E06052013.vvq. All Data Report 6/6/2013, 9:35:19 AM

700-76774-c-12-c (Samp) 6/5/2013, 11:11:53 PM Rack 4, Tube 27

Weight: 1

Volume: 1

Dilution: 1

Label	Replicates Concentration		
Ag 328.068	-0.7066u	0.0921	-0.9145u
Al 308.215	66592.2	67819.1	68260.9
As 188.980	8.0858	0.6526	3.8281
B 249.678	6.0126	5.8101	5.4042
Ba 389.178	118.075	119.564	127.764
Be 313.042	0.4058	0.3980	0.3917
Ca 370.602	1072	1059	1075
Cd 226.502	0.4350	0.5519	0.1022
Co 228.615	3.9122	4.9249	4.1809
Cr 267.716	53.6870	54.2874	55.5433
Cu 324.754	11.7529	12.7672	13.2129
Fe 271.441	31165.1	31752.7	31870.6
K 766.491	726.721	736.354	746.507
Mg 279.078	1751.11	1786.63	1800.01
Mn 257.610	149.920	152.318	153.476
Mo 202.032	1.3665	2.1821	2.4657
Na 330.237	420.134	139.459u	318.214
Ni 231.604	16.8787	16.7839	16.3265
Pb 220.353	58.1576	53.2335	62.1608
Sb 206.834	2.6498	-1.7396u	-4.4564u
Se 196.026	2.7252	10.0743	4.9604
Sn 189.925	20.3166	5.2093	13.7951
Sr 216.596	10.3033	10.9273	13.2498
Ti 334.941	514.021	524.507	527.218
Tl 190.794	-0.5238u	-0.8140u	0.1409u
V 292.401	87.9581	88.9781	88.8318
Zn 206.200	36.8162	38.0073	37.6279

Label	Sol'n Conc.	Units	SD	%RSD	Int. (c/s)
Ag 328.068	-0.5097	ppb	0.5314	104.3	-57.4397
Al 308.215	67557.4	ppb	864.549	1.3	235671
As 188.980	4.1888	ppb	3.7297	89.0	-0.4684
B 249.678	5.7423	ppb	0.3098	5.4	182.580
Ba 389.178	121.801	ppb	5.2172	4.3	793.615
Be 313.042	0.3985	ppb	0.0071	1.8	283.490
Ca 370.602	1069	ppb	8.456	0.8	311.5
Cd 226.502	0.3630	ppb	0.2333	64.3	76.8879
Co 228.615	4.3393	ppb	0.5246	12.1	39.9836
Cr 267.716	54.5059	ppb	0.9472	1.7	1322.55
Cu 324.754	12.5777	ppb	0.7482	5.9	715.819
Fe 271.441	31596.1	ppb	377.896	1.2	24536.7
K 766.491	736.528	ppb	9.8941	1.3	16548.2
Mg 279.078	1779.25	ppb	25.2717	1.4	2787.78
Mn 257.610	151.905	ppb	1.8137	1.2	18012.0
Mo 202.032	2.0048	ppb	0.5706	28.5	18.2622
Na 330.237	292.602	ppb	142.079	48.6	38.8968
Ni 231.604	16.6631	ppb	0.2953	1.8	30.1129
Pb 220.353	57.8507	ppb	4.4716	7.7	63.2528
Sb 206.834	-1.1821	ppb	3.5857	303.3	-0.7627
Se 196.026	5.9200	ppb	3.7673	63.6	3.0230
Sn 189.925	13.1070	ppb	7.5771	57.8	-5.8138
Sr 216.596	11.4935	ppb	1.5527	13.5	80.0970
Ti 334.941	521.915	ppb	6.9698	1.3	59117.9
Tl 190.794	-0.3990	ppb	0.4895	122.7	-13.3439
V 292.401	88.5893	ppb	0.5515	0.6	1040.92
Zn 206.200	37.4838	ppb	0.6085	1.6	42.7335

E06052013.vvq. All Data Report 6/6/2013, 9:35:19 AM

700-76774-c-14-c (Samp) 6/5/2013, 11:16:31 PM Rack 4, Tube 28

Weight: 1

Volume: 1

Dilution: 1

Label	Replicates Concentration		
Ag 328.068	0.0413	-0.5395u	-0.0320u
Al 308.215	56409.5	55975.4	55815.7
As 188.980	7.5569	10.9882	12.7529
B 249.678	8.6456u	9.2755u	9.0037u
Ba 389.178	63.8748	62.8941	61.3874
Be 313.042	0.6702	0.6747	0.6818
Ca 370.602	260.9u	311.0u	300.3u
Cd 226.502	-0.0757	-0.0848	-0.3449
Co 228.615	6.7839	6.3827	5.7682
Cr 267.716	57.6720	57.1815	57.3294
Cu 324.754	10.8414	9.3363	9.0762
Fe 271.441	124423	123431	123254
K 766.491	804.270	796.078	794.999
Mg 279.078	1359.66	1350.71	1345.12
Mn 257.610	26.4550	26.2252	26.0154
Mo 202.032	1.0809	0.8076u	0.7081u
Na 330.237	28.7175u	317.813u	336.012u
Ni 231.604	11.0725	8.3023	7.8756
Pb 220.353	34.2497	35.5318	37.9967
Sb 206.834	-5.3841u	1.3400	-4.8738u
Se 196.026	9.1318	6.3341	-8.6722u
Sn 189.925	9.2266	5.6377	17.7141
Sr 216.596	12.6603	13.0194	11.9223
Ti 334.941	350.972	348.461	347.527
Tl 190.794	-14.2578u	-5.1112u	-6.7573u
V 292.401	131.415	130.486	130.899
Zn 206.200	23.5586	25.7204	24.0880

Label	Sol'n Conc.	Units	SD	%RSD	Int. (c/s)
Ag 328.068	-0.1767	ppb	0.3163	179.0	-44.7987
Al 308.215	56066.9	ppb	307.305	0.5	195639
As 188.980	10.4327	ppb	2.6422	25.3	1.7500
B 249.678	8.9749	ppb	0.3159	3.5	61.0904
Ba 389.178	62.7188	ppb	1.2529	2.0	435.406
Be 313.042	0.6756	ppb	0.0059	0.9	666.433
Ca 370.602	290.7	ppb	26.38	9.1	-2668
Cd 226.502	-0.1684	ppb	0.1529	90.8	215.105
Co 228.615	6.3116	ppb	0.5116	8.1	52.6085
Cr 267.716	57.3943	ppb	0.2516	0.4	1402.69
Cu 324.754	9.7513	ppb	0.9530	9.8	642.549
Fe 271.441	123703	ppb	630.022	0.5	96054.6
K 766.491	798.449	ppb	5.0698	0.6	17898.2
Mg 279.078	1351.83	ppb	7.3375	0.5	2139.84
Mn 257.610	26.2319	ppb	0.2199	0.8	3315.42
Mo 202.032	0.8655	ppb	0.1930	22.3	13.3072
Na 330.237	227.514	ppb	172.403	75.8	20.3294
Ni 231.604	9.0835	ppb	1.7357	19.1	19.4253
Pb 220.353	35.9261	ppb	1.9043	5.3	50.0257
Sb 206.834	-2.9726	ppb	3.7436	125.9	-0.5380
Se 196.026	2.2646	ppb	9.5742	422.8	1.8782
Sn 189.925	10.8594	ppb	6.2016	57.1	-6.7964
Sr 216.596	12.5340	ppb	0.5594	4.5	121.909
Ti 334.941	348.987	ppb	1.7816	0.5	39530.1
Tl 190.794	-8.7088	ppb	4.8756	56.0	-19.4078
V 292.401	130.934	ppb	0.4653	0.4	1541.15
Zn 206.200	24.4557	ppb	1.1268	4.6	30.5364

E06052013.vvq. All Data Report 6/6/2013, 9:35:19 AM

mb 680-279047/1-a (Samp) 6/5/2013, 11:21:09 PM Rack 4, Tube 29

Weight: 1

Volume: 1

Dilution: 1

Label	Replicates Concentration		
Ag 328.068	0.2803	-0.6646u	0.4662
Al 308.215	13.2661	6.8296	7.8913
As 188.980	-2.9008u	-7.7944u	0.4974
B 249.678	-3.6239u	-2.9012u	-3.0579u
Ba 389.178	-4.5738u	-4.4257u	-3.1453u
Be 313.042	-0.0285u	-0.0256u	-0.0293u
Ca 370.602	10.56	0.5806	11.45
Cd 226.502	0.1446	0.1835	0.0033
Co 228.615	0.6594	1.4627	-1.1382u
Cr 267.716	0.4454	0.6748	1.0493
Cu 324.754	1.0740	-0.0861u	0.7734
Fe 271.441	12.2306	1.1452	20.7806
K 766.491	-2.3631u	-3.0561u	-1.9586u
Mg 279.078	22.5589	24.7418	22.6448
Mn 257.610	0.0224	0.1063	0.0492
Mo 202.032	-1.2762u	1.1316	-0.6234u
Na 330.237	290.406	107.910	254.195
Ni 231.604	-0.3811u	-1.1396u	0.4680
Pb 220.353	1.4391	-2.7128u	4.5960
Sb 206.834	-7.8538u	1.3572	-7.7099u
Se 196.026	7.8458	6.5695	5.7938
Sn 189.925	6.8715	9.3873	3.5342
Sr 216.596	-0.8919u	-0.1676u	-0.5620u
Ti 334.941	0.2706	0.2791	0.2588
Tl 190.794	1.8812	-0.4966u	-10.4035u
V 292.401	-0.9856u	-0.7615u	0.8096
Zn 206.200	2.6025	1.9885	-0.8696u

Label	Sol'n Conc.	Units	SD	%RSD	Int. (c/s)
Ag 328.068	0.0273	ppb	0.6064	2222.3	-36.6583
Al 308.215	9.3290	ppb	3.4507	37.0	377.016
As 188.980	-3.3993	ppb	4.1683	122.6	-4.4061
B 249.678	-3.1943	ppb	0.3802	11.9	127.251
Ba 389.178	-4.0483	ppb	0.7855	19.4	-65.2312
Be 313.042	-0.0278	ppb	0.0020	7.0	-312.865
Ca 370.602	7.531	ppb	6.036	80.1	-15.28
Cd 226.502	0.1105	ppb	0.0948	85.8	20.4042
Co 228.615	0.3280	ppb	1.3318	406.1	6.1604
Cr 267.716	0.7232	ppb	0.3048	42.2	19.7079
Cu 324.754	0.5871	ppb	0.6020	102.5	325.130
Fe 271.441	11.3855	ppb	9.8450	86.5	11.6125
K 766.491	-2.4593	ppb	0.5551	22.6	436.569
Mg 279.078	23.3152	ppb	1.2362	5.3	70.4736
Mn 257.610	0.0593	ppb	0.0428	72.2	46.6138
Mo 202.032	-0.2560	ppb	1.2452	486.5	12.7057
Na 330.237	217.504	ppb	96.6221	44.4	43.8794
Ni 231.604	-0.3509	ppb	0.8042	229.2	3.1368
Pb 220.353	1.1075	ppb	3.6657	331.0	20.6948
Sb 206.834	-4.7355	ppb	5.2769	111.4	-3.5231
Se 196.026	6.7364	ppb	1.0361	15.4	3.2161
Sn 189.925	6.5977	ppb	2.9361	44.5	-8.6545
Sr 216.596	-0.5405	ppb	0.3626	67.1	10.0338
Ti 334.941	0.2695	ppb	0.0102	3.8	14.3645
Tl 190.794	-3.0063	ppb	6.5156	216.7	-13.5708
V 292.401	-0.3125	ppb	0.9782	313.0	-13.6169
Zn 206.200	1.2405	ppb	1.8530	149.4	6.9648

E06052013.vvq. All Data Report 6/6/2013, 9:35:19 AM

ics 680-279047/2-a (Samp) 6/5/2013, 11:25:47 PM Rack 4, Tube 30
 Weight: 1 Volume: 1 Dilution: 1

Label	Replicates Concentration		
Ag 328.068	49.9488	51.5091	51.4931
Al 308.215	4988.36	5012.96	4976.90
As 188.980	105.592	106.274	105.675
B 249.678	188.568	190.720	188.970
Ba 389.178	93.1137	95.8093	95.0816
Be 313.042	52.1154	52.4599	52.0619
Ca 370.602	4866	4891	4861
Cd 226.502	51.1081	51.4976	51.2794
Co 228.615	49.7757	51.8021	50.4969
Cr 267.716	101.218	102.417	101.485
Cu 324.754	103.361	104.841	101.479
Fe 271.441	4909.80	4917.03	4884.22
K 766.491	4813.09	4820.02	4784.77
Mg 279.078	5005.77	5039.12	4998.45
Mn 257.610	518.826	522.364	518.145
Mo 202.032	103.012	102.490	103.866
Na 330.237	5169.74	5235.70	5392.23
Ni 231.604	99.2880	99.7372	95.7966
Pb 220.353	53.6088	59.7896	55.9886
Sb 206.834	52.6774	30.0327	40.2672
Se 196.026	106.906	108.200	104.388
Sn 189.925	205.941	205.668	211.713
Sr 216.596	99.5930	101.175	100.924
Ti 334.941	98.3940	99.1323	98.4541
Tl 190.794	45.6546	39.9918	40.5706
V 292.401	100.330	102.337	102.173
Zn 206.200	101.491	103.572	101.367

Label	Sol'n Conc.	Units	SD	%RSD	Int. (c/s)
Ag 328.068	50.9837	ppb	0.8963	1.8	1977.11
Al 308.215	4992.74	ppb	18.4217	0.4	17728.7
As 188.980	105.847	ppb	0.3720	0.4	48.4210
B 249.678	189.419	ppb	1.1442	0.6	2507.04
Ba 389.178	94.6682	ppb	1.3946	1.5	603.036
Be 313.042	52.2124	ppb	0.2160	0.4	72538.1
Ca 370.602	4873	ppb	16.06	0.3	4482
Cd 226.502	51.2950	ppb	0.1952	0.4	1087.94
Co 228.615	50.6916	ppb	1.0271	2.0	337.730
Cr 267.716	101.706	ppb	0.6295	0.6	2458.56
Cu 324.754	103.227	ppb	1.6850	1.6	3623.86
Fe 271.441	4903.69	ppb	17.2399	0.4	3813.75
K 766.491	4805.96	ppb	18.6756	0.4	105271
Mg 279.078	5014.45	ppb	21.6766	0.4	7822.16
Mn 257.610	519.779	ppb	2.2651	0.4	61385.7
Mo 202.032	103.122	ppb	0.6947	0.7	297.563
Na 330.237	5265.89	ppb	114.275	2.2	199.469
Ni 231.604	98.2739	ppb	2.1571	2.2	157.162
Pb 220.353	56.4623	ppb	3.1175	5.5	61.9353
Sb 206.834	40.9924	ppb	11.3397	27.7	23.1968
Se 196.026	106.498	ppb	1.9382	1.8	40.5169
Sn 189.925	207.774	ppb	3.4143	1.6	79.1492
Sr 216.596	100.564	ppb	0.8502	0.8	494.046
Ti 334.941	98.6601	ppb	0.4100	0.4	11170.3
Tl 190.794	42.0723	ppb	3.1158	7.4	5.4630
V 292.401	101.613	ppb	1.1145	1.1	1183.94
Zn 206.200	102.144	ppb	1.2389	1.2	106.091

E06052013.vvq. All Data Report 6/6/2013, 9:35:19 AM

680-90852-b-9-a (Samp) **6/5/2013, 11:30:26 PM** **Rack 4, Tube 31**
Weight: 1 **Volume: 1** **Dilution: 1**

Label	Replicates Concentration		
Ag 328.068	-1.4186u	-1.7075u	-1.2034u
Al 308.215	74144.4	74401.0	74223.4
As 188.980	91.0068	82.1559	86.6759
B 249.678	28.7625	28.6923	27.9941
Ba 389.178	1215.90	1217.85	1217.08
Be 313.042	7.7784	7.7998	7.7677
Ca 370.602	40979	41101	41108
Cd 226.502	4.1623	4.5562	4.8649
Co 228.615	70.4060	69.4503	71.4619
Cr 267.716	139.633	139.995	139.281
Cu 324.754	182.966	182.061	179.634
Fe 271.441	123067	123521	123506
K 766.491	5737.90	5747.44	5708.72
Mg 279.078	11033.0	11091.1	11058.1
Mn 257.610	15606.6	15723.1	15637.6
Mo 202.032	11.7260	10.2099	11.0129
Na 330.237	307.787u	655.792u	606.838u
Ni 231.604	334.876	334.066	335.184
Pb 220.353	5391.21	5417.36	5409.50
Sb 206.834	5.8729	5.3499	-2.3971
Se 196.026	6.6395	12.5654	8.4806
Sn 189.925	40.6028	38.3690	37.9113
Sr 216.596	123.716	121.980	122.963
Ti 334.941	977.227	980.502	976.728
Tl 190.794	19.7051	14.1579u	9.9073u
V 292.401	158.456	159.391	158.170
Zn 206.200	1667.02	1672.85	1680.25

Label	Sol'n Conc.	Units	SD	%RSD	Int. (c/s)
Ag 328.068	-1.4432	ppb	0.2529	17.5	-59.7352
Al 308.215	74256.3	ppb	131.434	0.2	258998
As 188.980	86.6129	ppb	4.4258	5.1	38.7403
B 249.678	28.4830	ppb	0.4248	1.5	303.337
Ba 389.178	1216.94	ppb	0.9831	0.1	8185.79
Be 313.042	7.7820	ppb	0.0163	0.2	10583.5
Ca 370.602	41063	ppb	72.51	0.2	36073
Cd 226.502	4.5278	ppb	0.3522	7.8	312.122
Co 228.615	70.4394	ppb	1.0062	1.4	483.087
Cr 267.716	139.636	ppb	0.3567	0.3	3422.46
Cu 324.754	181.554	ppb	1.7232	0.9	6160.47
Fe 271.441	123365	ppb	257.672	0.2	95796.2
K 766.491	5731.35	ppb	20.1759	0.4	125447
Mg 279.078	11060.7	ppb	29.1359	0.3	17042.8
Mn 257.610	15655.8	ppb	60.3524	0.4	1847176
Mo 202.032	10.9829	ppb	0.7585	6.9	41.1857
Na 330.237	523.472	ppb	188.386	36.0	13.4537
Ni 231.604	334.708	ppb	0.5776	0.2	527.885
Pb 220.353	5406.02	ppb	13.4171	0.2	4044.83
Sb 206.834	2.9419	ppb	4.6311	157.4	3.2951
Se 196.026	9.2285	ppb	3.0329	32.9	7.3881
Sn 189.925	38.9610	ppb	1.4401	3.7	5.4775
Sr 216.596	122.886	ppb	0.8710	0.7	648.568
Ti 334.941	978.152	ppb	2.0499	0.2	110826
Tl 190.794	14.5901	ppb	4.9132	33.7	-12.4937
V 292.401	158.672	ppb	0.6385	0.4	1871.19
Zn 206.200	1673.37	ppb	6.6322	0.4	1653.65

680-90852-b-9-aSD^5 (Samp) 6/5/2013, 11:35:15 PM Rack 4, Tube 32

Weight: 1 Volume: 1 Dilution: 1

Label	Replicates Concentration		
Ag 328.068	-0.2906u	-0.0265	-1.5782u
Al 308.215	15387.7	15359.1	15335.7
As 188.980	21.6731	10.2862	6.6675
B 249.678	3.4082u	3.1949u	2.6102u
Ba 389.178	249.049	250.113	251.515
Be 313.042	1.5704	1.5560	1.5630
Ca 370.602	8567	8539	8511
Cd 226.502	1.1113	1.0893	0.8660
Co 228.615	13.5737	15.4699	14.0256
Cr 267.716	28.8831	29.7966	29.5324
Cu 324.754	38.5885	36.8640	37.6638
Fe 271.441	26030.2	25923.9	25823.2
K 766.491	1088.57	1097.52	1094.53
Mg 279.078	2325.22	2324.34	2299.99
Mn 257.610	3367.53	3354.70	3343.02
Mo 202.032	1.6878	2.1443	3.7319
Na 330.237	52.6355u	136.897u	-33.7527u
Ni 231.604	70.8715	70.5666	69.6288
Pb 220.353	1138.72	1129.92	1120.47
Sb 206.834	-4.0532u	-4.4830u	5.0873
Se 196.026	9.1548	3.8666	8.5585
Sn 189.925	4.1830	12.6604	7.1969
Sr 216.596	24.6801	25.3105	24.8806
Ti 334.941	205.348	204.350	204.182
Tl 190.794	2.6217u	4.7624	-0.4263u
V 292.401	31.7460	32.5025	32.9317
Zn 206.200	353.341	350.177	348.410

Label	Sol'n Conc.	Units	SD	%RSD	Int. (c/s)
Ag 328.068	-0.6317	ppb	0.8302	131.4	-55.1723
Al 308.215	15360.8	ppb	26.0332	0.2	53850.2
As 188.980	12.8756	ppb	7.8307	60.8	3.3819
B 249.678	3.0711	ppb	0.4132	13.5	159.548
Ba 389.178	250.226	ppb	1.2368	0.5	1653.12
Be 313.042	1.5631	ppb	0.0072	0.5	1906.75
Ca 370.602	8539	ppb	27.66	0.3	7480
Cd 226.502	1.0222	ppb	0.1357	13.3	81.2295
Co 228.615	14.3564	ppb	0.9904	6.9	101.709
Cr 267.716	29.4040	ppb	0.4701	1.6	722.571
Cu 324.754	37.7054	ppb	0.8630	2.3	1522.15
Fe 271.441	25925.8	ppb	103.522	0.4	20134.3
K 766.491	1093.54	ppb	4.5569	0.4	24331.9
Mg 279.078	2316.52	ppb	14.3188	0.6	3595.59
Mn 257.610	3355.08	ppb	12.2586	0.4	395886
Mo 202.032	2.5214	ppb	1.0729	42.6	19.8383
Na 330.237	51.9264	ppb	85.3269	164.3	30.3452
Ni 231.604	70.3556	ppb	0.6476	0.9	113.871
Pb 220.353	1129.70	ppb	9.1229	0.8	860.984
Sb 206.834	-1.1496	ppb	5.4056	470.2	-0.9527
Se 196.026	7.1933	ppb	2.8964	40.3	4.0797
Sn 189.925	8.0134	ppb	4.2973	53.6	-8.0352
Sr 216.596	24.9570	ppb	0.3221	1.3	142.073
Ti 334.941	204.626	ppb	0.6304	0.3	23171.7
Tl 190.794	2.3193	ppb	2.6075	112.4	-12.6625
V 292.401	32.3934	ppb	0.6003	1.9	374.070
Zn 206.200	350.643	ppb	2.4985	0.7	351.052

E06052013.vvq. All Data Report 6/6/2013, 9:35:19 AM

680-90852-b-9-aPDS (Samp) 6/5/2013, 11:39:54 PM Rack 4, Tube 33**Weight: 1****Volume: 1****Dilution: 1**

Label	Replicates Concentration		
Ag 328.068	45.8969	45.2598	44.2018
Al 308.215	74674.8	74400.9	74311.0
As 188.980	2086.15	2073.12	2066.77
B 249.678	982.665	982.329	986.424
Ba 389.178	3033.36	3010.78	3007.67
Be 313.042	54.7125	54.3328	54.2631
Ca 370.602	44843	44801	44700
Cd 226.502	50.9850	50.9452	50.5465
Co 228.615	533.394	532.304	537.498
Cr 267.716	319.538	318.696	318.232
Cu 324.754	421.007	418.741	420.002
Fe 271.441	121157	120682	120728
K 766.491	10927.0	10847.2	10914.9
Mg 279.078	15784.5	15708.5	15698.2
Mn 257.610	15741.9	15737.9	15658.8
Mo 202.032	521.229	520.676	518.376
Na 330.237	5529.40	5528.73	5581.73
Ni 231.604	785.931	783.772	777.555
Pb 220.353	5759.07	5734.00	5720.35
Sb 206.834	431.795	432.972	436.086
Se 196.026	1937.67	1928.64	1906.18
Sn 189.925	1002.57	1008.98	998.328
Sr 216.596	603.175	604.989	602.165
Ti 334.941	1910.02	1902.54	1899.22
Tl 190.794	1908.96	1887.22	1886.48
V 292.401	616.789	613.677	613.491
Zn 206.200	2102.21	2079.20	2097.65

Label	Sol'n Conc.	Units	SD	%RSD	Int. (c/s)
Ag 328.068	45.1195	ppb	0.8562	1.9	1771.27
Al 308.215	74462.2	ppb	189.536	0.3	259676
As 188.980	2075.35	ppb	9.8793	0.5	1000.72
B 249.678	983.806	ppb	2.2735	0.2	12153.3
Ba 389.178	3017.27	ppb	14.0207	0.5	20267.0
Be 313.042	54.4361	ppb	0.2419	0.4	75585.0
Ca 370.602	44781	ppb	73.50	0.2	39792
Cd 226.502	50.8256	ppb	0.2425	0.5	1266.76
Co 228.615	534.399	ppb	2.7389	0.5	3542.82
Cr 267.716	318.822	ppb	0.6620	0.2	7746.32
Cu 324.754	419.916	ppb	1.1353	0.3	13822.0
Fe 271.441	120855	ppb	262.139	0.2	93877.0
K 766.491	10896.4	ppb	43.0290	0.4	238056
Mg 279.078	15730.4	ppb	47.1531	0.3	24300.3
Mn 257.610	15712.9	ppb	46.9009	0.3	1853927
Mo 202.032	520.093	ppb	1.5129	0.3	1444.58
Na 330.237	5546.62	ppb	30.4066	0.5	164.911
Ni 231.604	782.419	ppb	4.3487	0.6	1226.48
Pb 220.353	5737.81	ppb	19.6353	0.3	4290.90
Sb 206.834	433.618	ppb	2.2172	0.5	251.589
Se 196.026	1924.16	ppb	16.2163	0.8	721.279
Sn 189.925	1003.29	ppb	5.3608	0.5	426.354
Sr 216.596	603.443	ppb	1.4308	0.2	2938.07
Ti 334.941	1903.93	ppb	5.5338	0.3	215716
Tl 190.794	1894.22	ppb	12.7728	0.7	789.049
V 292.401	614.652	ppb	1.8528	0.3	7234.58
Zn 206.200	2093.02	ppb	12.1790	0.6	2066.34

E06052013.vvq. All Data Report 6/6/2013, 9:35:19 AM

680-90852-b-9-b ms (Samp) 6/5/2013, 11:44:32 PM Rack 4, Tube 34

Weight: 1

Volume: 1

Dilution: 1

Label	Replicates Concentration		
Ag 328.068	49.9825	50.3429	50.6437
Al 308.215	88047.3	88237.6	88306.3
As 188.980	192.840	188.398	193.120
B 249.678	203.093	200.979	201.173
Ba 389.178	1209.23	1215.00	1211.16
Be 313.042	58.7036	58.7570	58.9237
Ca 370.602	41961	41986	42036
Cd 226.502	54.8939	54.7754	55.0050
Co 228.615	112.412	113.450	114.521
Cr 267.716	215.652	216.047	216.388
Cu 324.754	282.763	278.923	281.987
Fe 271.441	121605	121761	121887
K 766.491	11217.3	11201.4	11213.0
Mg 279.078	15718.5	15730.2	15715.0
Mn 257.610	14384.5	14393.8	14356.9
Mo 202.032	105.927	105.760	106.715
Na 330.237	5895.02	5577.27	5687.68
Ni 231.604	416.310	414.159	416.856
Pb 220.353	4334.52	4351.57	4342.02
Sb 206.834	23.9921	21.3749	35.5026
Se 196.026	106.654	106.832	104.710
Sn 189.925	224.010	220.067	227.796
Sr 216.596	210.902	210.922	211.206
Ti 334.941	1001.15	1001.07	1002.59
Tl 190.794	50.8707	50.6545	55.8770
V 292.401	249.152	249.874	249.464
Zn 206.200	1670.35	1688.86	1683.57

Label	Sol'n Conc.	Units	SD	%RSD	Int. (c/s)
Ag 328.068	50.3230	ppb	0.3310	0.7	1982.00
Al 308.215	88197.0	ppb	134.189	0.2	307553
As 188.980	191.453	ppb	2.6490	1.4	89.5561
B 249.678	201.748	ppb	1.1686	0.6	2454.66
Ba 389.178	1211.80	ppb	2.9410	0.2	8154.29
Be 313.042	58.7948	ppb	0.1149	0.2	81723.8
Ca 370.602	41994	ppb	38.16	0.1	36986
Cd 226.502	54.8914	ppb	0.1148	0.2	1352.07
Co 228.615	113.461	ppb	1.0545	0.9	765.275
Cr 267.716	216.029	ppb	0.3687	0.2	5263.04
Cu 324.754	281.224	ppb	2.0303	0.7	9362.51
Fe 271.441	121751	ppb	141.494	0.1	94546.0
K 766.491	11210.6	ppb	8.2133	0.1	244906
Mg 279.078	15721.2	ppb	7.9785	0.1	24298.9
Mn 257.610	14378.4	ppb	19.2058	0.1	1696500
Mo 202.032	106.134	ppb	0.5098	0.5	303.494
Na 330.237	5719.99	ppb	161.321	2.8	175.874
Ni 231.604	415.775	ppb	1.4258	0.3	654.418
Pb 220.353	4342.70	ppb	8.5480	0.2	3253.71
Sb 206.834	26.9565	ppb	7.5160	27.9	17.1967
Se 196.026	106.065	ppb	1.1774	1.1	43.2464
Sn 189.925	223.958	ppb	3.8647	1.7	86.2189
Sr 216.596	211.010	ppb	0.1699	0.1	1067.95
Ti 334.941	1001.60	ppb	0.8547	0.1	113491
Tl 190.794	52.4674	ppb	2.9548	5.6	3.9995
V 292.401	249.497	ppb	0.3621	0.1	2937.85
Zn 206.200	1680.93	ppb	9.5313	0.6	1660.89

E06052013.wvq. All Data Report 6/6/2013, 9:35:19 AM

680-90852-b-9-c msd (Samp) 6/5/2013, 11:49:10 PM Rack 4, Tube 35**Weight: 1****Volume: 1****Dilution: 1**

Label	Replicates Concentration		
Ag 328.068	51.0318	49.5625	49.2365
Al 308.215	95920.2	96125.0	95928.0
As 188.980	193.233	204.109	196.133
B 249.678	208.947	209.770	208.731
Ba 389.178	1226.89	1231.12	1229.58
Be 313.042	58.8993	59.1113	58.8976
Ca 370.602	111080	111204	111155
Cd 226.502	54.3346	54.2094	53.7122
Co 228.615	109.492	107.978	108.491
Cr 267.716	277.762	278.223	277.627
Cu 324.754	285.681	284.985	288.184
Fe 271.441	287152	287785	287312
K 766.491	11375.5	11445.0	11361.3
Mg 279.078	40312.7	40386.9	40251.1
Mn 257.610	14616.5	14631.3	14580.7
Mo 202.032	108.846	109.106	108.037
Na 330.237	6226.94	6064.55	5966.81
Ni 231.604	411.438	416.745	419.431
Pb 220.353	4410.65	4421.42	4388.48
Sb 206.834	35.6277	25.2917	33.0551
Se 196.026	103.068	116.208	91.8987
Sn 189.925	230.933	226.706	232.249
Sr 216.596	285.530	285.594	286.231
Ti 334.941	1147.08	1147.36	1145.25
Tl 190.794	46.7835	37.0064	56.3436
V 292.401	276.928	278.810	278.155
Zn 206.200	1727.99	1724.81	1713.50

Label	Sol'n Conc.	Units	SD	%RSD	Int. (c/s)
Ag 328.068	49.9436	ppb	0.9564	1.9	1965.12
Al 308.215	95991.1	ppb	116.087	0.1	334701
As 188.980	197.825	ppb	5.6317	2.8	91.4079
B 249.678	209.149	ppb	0.5480	0.3	2255.15
Ba 389.178	1229.19	ppb	2.1431	0.2	8358.86
Be 313.042	58.9694	ppb	0.1229	0.2	81981.2
Ca 370.602	111146	ppb	62.41	0.1	98321
Cd 226.502	54.0854	ppb	0.3292	0.6	1604.57
Co 228.615	108.654	ppb	0.7700	0.7	738.862
Cr 267.716	277.871	ppb	0.3127	0.1	6776.46
Cu 324.754	286.284	ppb	1.6824	0.6	9556.95
Fe 271.441	287416	ppb	328.895	0.1	223180
K 766.491	11393.9	ppb	44.7847	0.4	248903
Mg 279.078	40316.9	ppb	67.9875	0.2	62548.7
Mn 257.610	14609.5	ppb	26.0198	0.2	1724102
Mo 202.032	108.663	ppb	0.5576	0.5	307.231
Na 330.237	6086.10	ppb	131.394	2.2	155.911
Ni 231.604	415.871	ppb	4.0673	1.0	656.657
Pb 220.353	4406.85	ppb	16.7950	0.4	3306.66
Sb 206.834	31.3248	ppb	5.3808	17.2	22.2862
Se 196.026	103.725	ppb	12.1679	11.7	42.8523
Sn 189.925	229.963	ppb	2.8965	1.3	88.8526
Sr 216.596	285.785	ppb	0.3876	0.1	1494.81
Ti 334.941	1146.56	ppb	1.1453	0.1	129967
Tl 190.794	46.7112	ppb	9.6688	20.7	-3.1133
V 292.401	277.964	ppb	0.9556	0.3	3274.45
Zn 206.200	1722.10	ppb	7.6146	0.4	1702.42

E06052013.wvq. All Data Report 6/6/2013, 9:35:19 AM

680-90852-a-15-a (Samp) 6/5/2013, 11:53:48 PM Rack 4, Tube 36

Weight: 1

Volume: 1

Dilution: 1

Label	Replicates Concentration		
Ag 328.068	-1.0421u	-1.5813u	-1.1203u
Al 308.215	75784.4	75861.1	75762.4
As 188.980	93.9934	85.1444	89.1150
B 249.678	33.5139	33.5509	32.6671
Ba 389.178	1117.56	1125.98	1123.14
Be 313.042	7.4759	7.4919	7.4844
Ca 370.602	43425	43348	43184
Cd 226.502	6.2995	6.8162	6.2332
Co 228.615	65.6381	63.7858	64.2129
Cr 267.716	151.064	151.063	151.655
Cu 324.754	185.403	189.311	184.688
Fe 271.441	115357	115331	115043
K 766.491	6000.10	5993.54	6015.16
Mg 279.078	12351.2	12376.2	12400.4
Mn 257.610	14226.4	14275.6	14264.8
Mo 202.032	11.1496	10.2095	9.6154
Na 330.237	444.369u	790.687u	571.509u
Ni 231.604	259.021	257.027	257.258
Pb 220.353	5767.73	5782.51	5765.04
Sb 206.834	2.8765	17.0275	-0.1013
Se 196.026	0.7290	1.6902	-5.6720
Sn 189.925	71.6270	65.2010	67.7047
Sr 216.596	120.142	118.894	118.940
Ti 334.941	975.670	978.064	974.327
Tl 190.794	12.6280u	6.7878u	18.9308
V 292.401	168.356	167.514	167.354
Zn 206.200	1685.08	1692.12	1687.96

Label	Sol'n Conc.	Units	SD	%RSD	Int. (c/s)
Ag 328.068	-1.2479	ppb	0.2914	23.3	-55.2662
Al 308.215	75802.6	ppb	51.8360	0.1	264384
As 188.980	89.4176	ppb	4.4322	5.0	40.1709
B 249.678	33.2440	ppb	0.4999	1.5	376.410
Ba 389.178	1122.23	ppb	4.2798	0.4	7548.02
Be 313.042	7.4841	ppb	0.0080	0.1	10168.9
Ca 370.602	43319	ppb	122.6	0.3	38385
Cd 226.502	6.4497	ppb	0.3192	4.9	338.955
Co 228.615	64.5456	ppb	0.9699	1.5	444.101
Cr 267.716	151.261	ppb	0.3414	0.2	3699.01
Cu 324.754	186.467	ppb	2.4888	1.3	6316.67
Fe 271.441	115243	ppb	174.166	0.2	89490.0
K 766.491	6002.93	ppb	11.0876	0.2	131368
Mg 279.078	12375.9	ppb	24.6392	0.2	19102.2
Mn 257.610	14255.6	ppb	25.8490	0.2	1681993
Mo 202.032	10.3248	ppb	0.7736	7.5	39.5197
Na 330.237	602.188	ppb	175.185	29.1	17.2662
Ni 231.604	257.769	ppb	1.0906	0.4	407.633
Pb 220.353	5771.76	ppb	9.4079	0.2	4316.42
Sb 206.834	6.6009	ppb	9.1516	138.6	5.3839
Se 196.026	-1.0843	ppb	4.0021	369.1	3.2617
Sn 189.925	68.1776	ppb	3.2390	4.8	18.2294
Sr 216.596	119.325	ppb	0.7076	0.6	629.044
Ti 334.941	976.021	ppb	1.8932	0.2	110587
Tl 190.794	12.7822	ppb	6.0730	47.5	-12.7692
V 292.401	167.741	ppb	0.5386	0.3	1978.33
Zn 206.200	1688.39	ppb	3.5414	0.2	1668.35

E06052013.vvq. All Data Report 6/6/2013, 9:35:19 AM

680-90852-b-16-a (Samp) **6/6/2013, 12:08:07 AM** **Rack 4, Tube 39****Weight: 1****Volume: 1****Dilution: 1**

Label	Replicates Concentration		
Ag 328.068	2.7138	3.5451	2.8112
Al 308.215	112075	112117	112167
As 188.980	276.380	276.580	290.835
B 249.678	117.078	116.741	117.736
Ba 389.178	3929.71	3929.60	3942.48
Be 313.042	13.6921	13.7272	13.7157
Ca 370.602	150826	150865	150771
Cd 226.502	21.2339	21.3042	21.4468
Co 228.615	120.580	122.357	120.695
Cr 267.716	451.302	449.651	449.612
Cu 324.754	862.938	859.968	859.867
Fe 271.441	398170	397682	397804
K 766.491	11904.7	11962.7	11907.0
Mg 279.078	44602.6	44514.7	44517.9
Mn 257.610	14838.6	14812.3	14851.8
Mo 202.032	31.9102	32.0359	32.9819
Na 330.237	1822.54u	1641.67u	2192.01u
Ni 231.604	190.362	191.455	192.599
Pb 220.353	2600.29	2583.47	2593.14
Sb 206.834	27.3393	7.3317	19.9283
Se 196.026	7.6835	7.2611	14.5926
Sn 189.925	207.171	197.855	211.019
Sr 216.596	887.449	889.030	889.343
Ti 334.941	1936.30	1938.27	1939.88
Tl 190.794	14.2153u	-0.6869u	3.2124u
V 292.401	565.382	564.411	566.947
Zn 206.200	7161.84	7168.17	7149.74

Label	Sol'n Conc.	Units	SD	%RSD	Int. (c/s)
Ag 328.068	3.0234	ppb	0.4545	15.0	96.7692
Al 308.215	112120	ppb	46.1948	0.0	390854
As 188.980	281.265	ppb	8.2883	2.9	131.048
B 249.678	117.185	ppb	0.5060	0.4	919.728
Ba 389.178	3933.93	ppb	7.4072	0.2	26553.5
Be 313.042	13.7117	ppb	0.0179	0.1	18866.3
Ca 370.602	150821	ppb	47.26	0.0	133244
Cd 226.502	21.3283	ppb	0.1085	0.5	1106.66
Co 228.615	121.211	ppb	0.9946	0.8	835.508
Cr 267.716	450.188	ppb	0.9646	0.2	10949.6
Cu 324.754	860.924	ppb	1.7446	0.2	28031.6
Fe 271.441	397885	ppb	253.776	0.1	308957
K 766.491	11924.8	ppb	32.8383	0.3	260478
Mg 279.078	44545.1	ppb	49.8151	0.1	69130.0
Mn 257.610	14834.3	ppb	20.0924	0.1	1750793
Mo 202.032	32.3094	ppb	0.5858	1.8	94.3550
Na 330.237	1885.40	ppb	280.502	14.9	-46.2098
Ni 231.604	191.472	ppb	1.1185	0.6	307.589
Pb 220.353	2592.30	ppb	8.4431	0.3	1960.54
Sb 206.834	18.1998	ppb	10.1152	55.6	17.3830
Se 196.026	9.8458	ppb	4.1163	41.8	8.1872
Sn 189.925	205.348	ppb	6.7687	3.3	78.1158
Sr 216.596	888.607	ppb	1.0149	0.1	4424.10
Ti 334.941	1938.15	ppb	1.7924	0.1	219660
Tl 190.794	5.5803	ppb	7.7281	138.5	-23.6800
V 292.401	565.580	ppb	1.2796	0.2	6686.74
Zn 206.200	7159.92	ppb	9.3614	0.1	7056.18

E06052013.wvq. All Data Report 6/6/2013, 9:35:19 AM

680-90852-b-17-a (Samp) 6/6/2013, 12:12:46 AM Rack 4, Tube 40

Weight: 1

Volume: 1

Dilution: 1

Label	Replicates Concentration		
Ag 328.068	-0.9902u	-0.4042	1.3767
Al 308.215	142238	142475	142793
As 188.980	302.747	295.486	289.934
B 249.678	105.216	104.975	104.897
Ba 389.178	2939.69	2947.34	2938.21
Be 313.042	16.8982	16.8994	16.9405
Ca 370.602	243295	244402	245097
Cd 226.502	13.3574	13.7010	13.4074
Co 228.615	134.784	136.875	136.499
Cr 267.716	524.588	524.744	525.359
Cu 324.754	812.173	812.923	811.273
Fe 271.441	471705	474450	475752
K 766.491	13891.6	13989.3	14040.1
Mg 279.078	90505.7	90601.3	90819.9
Mn 257.610	21769.9	21765.5	21795.7
Mo 202.032	29.9510	28.6286	31.6051
Na 330.237	2307.11u	2491.40u	2262.55u
Ni 231.604	167.317	160.877	163.348
Pb 220.353	2545.29	2575.48	2571.75
Sb 206.834	34.4827	29.4111	37.1745
Se 196.026	-16.0901u	6.7617	4.1536
Sn 189.925	152.379	143.534	146.867
Sr 216.596	647.194	647.420	647.892
Ti 334.941	1968.15	1972.67	1976.71
Tl 190.794	24.2533u	-3.3784u	13.6781u
V 292.401	631.272	630.326	632.033
Zn 206.200	4295.04	4298.27	4301.69

Label	Sol'n Conc.	Units	SD	%RSD	Int. (c/s)
Ag 328.068	-0.0059	ppb	1.2327	20868.4	-0.8865
Al 308.215	142502	ppb	278.473	0.2	496684
As 188.980	296.056	ppb	6.4253	2.2	137.842
B 249.678	105.029	ppb	0.1660	0.2	635.292
Ba 389.178	2941.74	ppb	4.8998	0.2	19963.9
Be 313.042	16.9127	ppb	0.0241	0.1	23351.5
Ca 370.602	244265	ppb	908.8	0.4	219721
Cd 226.502	13.4886	ppb	0.1857	1.4	1068.18
Co 228.615	136.052	ppb	1.1146	0.8	935.432
Cr 267.716	524.897	ppb	0.4073	0.1	12777.2
Cu 324.754	812.123	ppb	0.8263	0.1	26478.4
Fe 271.441	473969	ppb	2066.35	0.4	368034
K 766.491	13973.7	ppb	75.4398	0.5	305148
Mg 279.078	90642.3	ppb	161.071	0.2	140705
Mn 257.610	21777.0	ppb	16.3204	0.1	2570131
Mo 202.032	30.0615	ppb	1.4913	5.0	86.6343
Na 330.237	2353.69	ppb	121.328	5.2	-20.1499
Ni 231.604	163.847	ppb	3.2488	2.0	265.387
Pb 220.353	2564.17	ppb	16.4617	0.6	1942.49
Sb 206.834	33.6894	ppb	3.9420	11.7	27.8423
Se 196.026	-1.7249	ppb	12.5088	725.2	5.3688
Sn 189.925	147.594	ppb	4.4672	3.0	52.9287
Sr 216.596	647.502	ppb	0.3561	0.1	3306.74
Ti 334.941	1972.51	ppb	4.2816	0.2	223641
Tl 190.794	11.5177	ppb	13.9420	121.0	-24.6149
V 292.401	631.210	ppb	0.8548	0.1	7462.58
Zn 206.200	4298.33	ppb	3.3243	0.1	4299.36

E06052013.wvq. All Data Report 6/6/2013, 9:35:19 AM

680-90852-b-35-a (Samp) 6/6/2013, 12:17:25 AM Rack 4, Tube 41

Weight: 1

Volume: 1

Dilution: 1

Label	Replicates Concentration		
Ag 328.068	-1.0108	-0.2045	-1.9158u
Al 308.215	146530	146476	146787
As 188.980	297.756	295.302	289.732
B 249.678	72.5906u	72.7063u	73.2530u
Ba 389.178	1985.48	1982.74	1986.72
Be 313.042	19.4008	19.3857	19.4284
Ca 370.602	92647	92458	92459
Cd 226.502	8.9641	9.0891	9.2697
Co 228.615	218.081	219.544	219.298
Cr 267.716	796.499	795.436	799.501
Cu 324.754	395.149	398.935	398.831
Fe 271.441	565571	564817	564668
K 766.491	13286.9	13257.4	13358.9
Mg 279.078	15019.5	15000.9	15023.9
Mn 257.610	22400.5	22410.5	22406.8
Mo 202.032	16.9123	16.8755	17.3009
Na 330.237	1676.52u	1304.35u	2058.99u
Ni 231.604	167.608	171.633	165.891
Pb 220.353	2611.90	2624.13	2610.10
Sb 206.834	0.4968	15.0093	-3.8492
Se 196.026	-8.6593	6.5945	2.9363
Sn 189.925	114.653	112.017	97.4657
Sr 216.596	267.978	263.400	267.895
Ti 334.941	1668.11	1667.58	1670.16
Tl 190.794	13.7187u	7.7865u	6.3526u
V 292.401	631.309	629.874	632.326
Zn 206.200	4767.14	4756.90	4763.64

Label	Sol'n Conc.	Units	SD	%RSD	Int. (c/s)
Ag 328.068	-1.0437	ppb	0.8561	82.0	-30.8550
Al 308.215	146598	ppb	166.142	0.1	510949
As 188.980	294.264	ppb	4.1116	1.4	136.304
B 249.678	72.8500	ppb	0.3538	0.5	77.2000
Ba 389.178	1984.98	ppb	2.0343	0.1	13526.2
Be 313.042	19.4050	ppb	0.0217	0.1	26791.1
Ca 370.602	92522	ppb	108.9	0.1	74193
Cd 226.502	9.1077	ppb	0.1536	1.7	1123.88
Co 228.615	218.974	ppb	0.7834	0.4	1480.25
Cr 267.716	797.145	ppb	2.1084	0.3	19361.3
Cu 324.754	397.639	ppb	2.1567	0.5	13183.3
Fe 271.441	565019	ppb	484.105	0.1	438737
K 766.491	13301.1	ppb	52.2407	0.4	290484
Mg 279.078	15014.8	ppb	12.2240	0.1	23153.5
Mn 257.610	22405.9	ppb	5.0162	0.0	2644141
Mo 202.032	17.0296	ppb	0.2357	1.4	48.9483
Na 330.237	1679.95	ppb	377.330	22.5	-61.4320
Ni 231.604	168.377	ppb	2.9473	1.8	273.497
Pb 220.353	2615.38	ppb	7.6356	0.3	1983.58
Sb 206.834	3.8856	ppb	9.8754	254.2	13.2066
Se 196.026	0.2905	ppb	7.9637	2741.5	6.4749
Sn 189.925	108.045	ppb	9.2565	8.6	35.6330
Sr 216.596	266.424	ppb	2.6194	1.0	1514.97
Ti 334.941	1668.62	ppb	1.3623	0.1	189079
Tl 190.794	9.2859	ppb	3.9053	42.1	-28.1051
V 292.401	631.169	ppb	1.2321	0.2	7454.35
Zn 206.200	4762.56	ppb	5.2046	0.1	4696.35

E06052013.vvq. All Data Report 6/6/2013, 9:35:19 AM

680-90852-a-41-a (Samp) 6/6/2013, 12:22:04 AM Rack 4, Tube 42

Weight: 1

Volume: 1

Dilution: 1

Label	Replicates Concentration		
Ag 328.068	4.2087	2.9453	3.5250
Al 308.215	117454	114818	114893
As 188.980	241.581	234.991	233.703
B 249.678	110.460	109.706	109.725
Ba 389.178	3961.11	3882.41	3883.74
Be 313.042	12.2423	12.0033	12.0063
Ca 370.602	148368	145993	146151
Cd 226.502	22.1562	20.5710	21.4126
Co 228.615	101.127	98.5546	96.4414
Cr 267.716	477.046	468.193	468.320
Cu 324.754	861.650	847.783	849.257
Fe 271.441	331760	325551	325826
K 766.491	12281.7	12098.7	12076.5
Mg 279.078	36624.9	35873.6	35877.8
Mn 257.610	10891.6	10671.6	10677.9
Mo 202.032	29.6757	28.6888	30.8541
Na 330.237	1988.18u	2296.02u	2509.14u
Ni 231.604	177.645	176.576	177.202
Pb 220.353	2663.03	2621.67	2629.41
Sb 206.834	13.8818	13.5875	11.0924
Se 196.026	19.3960	7.2444	7.9387
Sn 189.925	259.868	251.363	257.946
Sr 216.596	957.271	942.797	937.746
Ti 334.941	1931.95	1892.15	1894.25
Tl 190.794	3.0978u	3.5213u	4.0511u
V 292.401	496.033	484.555	484.360
Zn 206.200	7162.65	7033.34	7029.68

Label	Sol'n Conc.	Units	SD	%RSD	Int. (c/s)
Ag 328.068	3.5597	ppb	0.6324	17.8	106.923
Al 308.215	115722	ppb	1500.55	1.3	403410
As 188.980	236.758	ppb	4.2262	1.8	110.100
B 249.678	109.964	ppb	0.4297	0.4	955.977
Ba 389.178	3909.09	ppb	45.0578	1.2	26350.5
Be 313.042	12.0839	ppb	0.1371	1.1	16599.7
Ca 370.602	146837	ppb	1328	0.9	131167
Cd 226.502	21.3799	ppb	0.7931	3.7	991.497
Co 228.615	98.7078	ppb	2.3467	2.4	685.502
Cr 267.716	471.186	ppb	5.0751	1.1	11439.3
Cu 324.754	852.897	ppb	7.6163	0.9	27760.3
Fe 271.441	327712	ppb	3508.16	1.1	254468
K 766.491	12152.3	ppb	112.598	0.9	265438
Mg 279.078	36125.4	ppb	432.578	1.2	56080.2
Mn 257.610	10747.0	ppb	125.209	1.2	1268484
Mo 202.032	29.7396	ppb	1.0840	3.6	88.7141
Na 330.237	2264.44	ppb	261.913	11.6	-20.2916
Ni 231.604	177.141	ppb	0.5372	0.3	284.337
Pb 220.353	2638.04	ppb	21.9871	0.8	1991.84
Sb 206.834	12.8539	ppb	1.5326	11.9	13.4243
Se 196.026	11.5263	ppb	6.8241	59.2	7.8637
Sn 189.925	256.392	ppb	4.4604	1.7	100.394
Sr 216.596	945.938	ppb	10.1339	1.1	4669.33
Ti 334.941	1906.12	ppb	22.3944	1.2	216012
Tl 190.794	3.5567	ppb	0.4777	13.4	-21.7820
V 292.401	488.316	ppb	6.6840	1.4	5771.40
Zn 206.200	7075.22	ppb	75.7352	1.1	6972.25

E06052013.wvq. All Data Report 6/6/2013, 9:35:19 AM

680-90852-a-42-a (Samp) 6/6/2013, 12:26:42 AM Rack 4, Tube 43

Weight: 1

Volume: 1

Dilution: 1

Label	Replicates Concentration		
Ag 328.068	9.2746	8.5165	8.7664
Al 308.215	127202	127446	127275
As 188.980	699.101	695.616	701.160
B 249.678	103.170	102.091	102.531
Ba 389.178	2768.76	2771.81	2768.23
Be 313.042	16.7707	16.8357	16.8038
Ca 370.602	201845	201039	201934
Cd 226.502	14.2993	15.4001	14.4970
Co 228.615	114.152	113.990	115.904
Cr 267.716	593.943	593.551	594.667
Cu 324.754	1855.69	1860.02	1846.60
Fe 271.441	443046	442384	443072
K 766.491	13248.6	13322.7	13302.1
Mg 279.078	61611.8	61793.1	61844.7
Mn 257.610	19872.2	19851.8	19870.5
Mo 202.032	23.0799	22.2907	19.9809
Na 330.237	2151.46u	2854.11u	2393.21u
Ni 231.604	148.678	153.942	141.730
Pb 220.353	84353.4x	84349.6x	84655.0x
Sb 206.834	10422.2x	10427.8x	10503.6x
Se 196.026	4.7393	-7.3232	-7.0821
Sn 189.925	11615.6x	11674.5x	11811.7x
Sr 216.596	497.729	497.657	500.881
Ti 334.941	1830.52	1828.21	1826.38
Tl 190.794	9.1031u	10.5213u	6.5876u
V 292.401	594.546	597.448	596.844
Zn 206.200	4252.47	4282.75	4290.34

Label	Sol'n Conc.	Units	SD	%RSD	Int. (c/s)
Ag 328.068	8.8525b	ppb	0.3863	4.4	348.447
Al 308.215	127307b	ppb	125.361	0.1	443757
As 188.980	698.626b	ppb	2.8021	0.4	332.722
B 249.678	102.597b	ppb	0.5429	0.5	660.833
Ba 389.178	2769.60b	ppb	1.9347	0.1	18773.9
Be 313.042	16.8034b	ppb	0.0325	0.2	23175.3
Ca 370.602	201606b	ppb	492.9	0.2	180159
Cd 226.502	14.7321b	ppb	0.5869	4.0	1042.90
Co 228.615	114.682b	ppb	1.0615	0.9	787.876
Cr 267.716	594.054b	ppb	0.5660	0.1	14438.6
Cu 324.754	1854.10b	ppb	6.8473	0.4	59938.8
Fe 271.441	442834b	ppb	389.510	0.1	343858
K 766.491	13291.2b	ppb	38.2432	0.3	290268
Mg 279.078	61749.9b	ppb	122.334	0.2	95816.4
Mn 257.610	19864.8b	ppb	11.3180	0.1	2344385
Mo 202.032	21.7839b	ppb	1.6105	7.4	64.4519
Na 330.237	2466.26b	ppb	356.973	14.5	-10.2488
Ni 231.604	148.117b	ppb	6.1254	4.1	240.447
Pb 220.353	84452.7xb	ppb	175.238	0.2	62840.0
Sb 206.834	10451.2xb	ppb	45.4583	0.4	6097.23
Se 196.026	-3.2220b	ppb	6.8958	214.0	4.3712
Sn 189.925	11700.6xb	ppb	100.607	0.9	5095.13
Sr 216.596	498.756b	ppb	1.8410	0.4	2581.44
Ti 334.941	1828.37b	ppb	2.0753	0.1	207256
Tl 190.794	8.7373b	ppb	1.9922	22.8	-24.5715
V 292.401	596.279b	ppb	1.5312	0.3	7047.09
Zn 206.200	4275.19b	ppb	20.0329	0.5	4216.19

E06052013.wvq. All Data Report 6/6/2013, 9:35:19 AM

680-90852-a-43-a (Samp) 6/6/2013, 12:31:21 AM Rack 4, Tube 44

Weight: 1

Volume: 1

Dilution: 1

Label	Replicates Concentration		
Ag 328.068	0.5950	-0.7169	-0.5741
Al 308.215	143311	142593	142419
As 188.980	270.832	274.448	270.841
B 249.678	66.6569u	67.0390u	67.8820u
Ba 389.178	1787.91	1790.08	1783.10
Be 313.042	18.4589	18.3691	18.3871
Ca 370.602	107394	106969	106715
Cd 226.502	8.5462	8.5250	9.1320
Co 228.615	204.317	199.841	202.461
Cr 267.716	667.776	663.453	663.016
Cu 324.754	411.580	411.643	410.472
Fe 271.441	499889	498265	496538
K 766.491	13099.9	12991.0	12976.5
Mg 279.078	26939.2	26800.3	26782.8
Mn 257.610	20164.7	20099.1	20062.4
Mo 202.032	17.8950	16.2216	16.7802
Na 330.237	1494.53u	1532.72u	1227.59u
Ni 231.604	151.679	152.423	152.866
Pb 220.353	2544.07	2515.89	2522.44
Sb 206.834	32.7387	18.4369	25.1996
Se 196.026	12.8900	2.1068	-2.3643
Sn 189.925	109.968	118.415	116.430
Sr 216.596	255.382	253.633	253.408
Ti 334.941	1717.51	1712.54	1707.41
Tl 190.794	5.9462u	8.6909u	2.8744u
V 292.401	571.926	572.156	570.898
Zn 206.200	4816.49	4783.80	4780.58

Label	Sol'n Conc.	Units	SD	%RSD	Int. (c/s)
Ag 328.068	-0.2320	ppb	0.7197	310.3	-4.0741
Al 308.215	142774	ppb	472.799	0.3	497636
As 188.980	272.040	ppb	2.0849	0.8	126.057
B 249.678	67.1926	ppb	0.6268	0.9	127.781
Ba 389.178	1787.03	ppb	3.5713	0.2	12178.4
Be 313.042	18.4051	ppb	0.0475	0.3	25402.8
Ca 370.602	107026	ppb	343.3	0.3	89533
Cd 226.502	8.7344	ppb	0.3445	3.9	1004.73
Co 228.615	202.206	ppb	2.2486	1.1	1368.74
Cr 267.716	664.748	ppb	2.6312	0.4	16152.3
Cu 324.754	411.232	ppb	0.6585	0.2	13607.0
Fe 271.441	498231	ppb	1675.87	0.3	386877
K 766.491	13022.4	ppb	67.4539	0.5	284409
Mg 279.078	26840.7	ppb	85.6728	0.3	41554.6
Mn 257.610	20108.7	ppb	51.7994	0.3	2373091
Mo 202.032	16.9656	ppb	0.8520	5.0	50.1473
Na 330.237	1418.28	ppb	166.242	11.7	-57.2546
Ni 231.604	152.323	ppb	0.5996	0.4	247.582
Pb 220.353	2527.47	ppb	14.7465	0.6	1915.79
Sb 206.834	25.4584	ppb	7.1544	28.1	24.1574
Se 196.026	4.2108	ppb	7.8418	186.2	7.3272
Sn 189.925	114.938	ppb	4.4168	3.8	38.6452
Sr 216.596	254.141	ppb	1.0809	0.4	1429.51
Ti 334.941	1712.49	ppb	5.0509	0.3	194067
Tl 190.794	5.8372	ppb	2.9098	49.8	-27.2390
V 292.401	571.660	ppb	0.6697	0.1	6753.17
Zn 206.200	4793.62	ppb	19.8673	0.4	4726.77

E06052013.wvq. All Data Report 6/6/2013, 9:35:19 AM

680-90855-b-3-a (Samp) 6/6/2013, 12:35:59 AM Rack 4, Tube 45

Weight: 1

Volume: 1

Dilution: 1

Label	Replicates Concentration		
Ag 328.068	2.8509	4.0026	3.6678
Al 308.215	105383	105445	105555
As 188.980	324.032	324.394	343.176
B 249.678	84.5083	83.2402	83.8262
Ba 389.178	1870.04	1868.71	1868.79
Be 313.042	8.9454	8.9296	8.9240
Ca 370.602	146424	146513	146973
Cd 226.502	19.7020	19.7292	19.8912
Co 228.615	109.176	111.642	109.954
Cr 267.716	568.226	569.780	569.726
Cu 324.754	1226.79	1229.83	1229.74
Fe 271.441	348879	348850	349346
K 766.491	10320.5	10311.4	10253.8
Mg 279.078	43375.9	43486.3	43427.8
Mn 257.610	14068.7	14049.2	14131.0
Mo 202.032	24.0895	26.4077	26.8762
Na 330.237	1468.12u	1783.41u	1385.16u
Ni 231.604	277.548	279.137	277.902
Pb 220.353	2815.76	2810.48	2822.87
Sb 206.834	20.6905	28.2563	18.6878
Se 196.026	-4.8957	11.2389	9.7453
Sn 189.925	128.664	137.711	125.696
Sr 216.596	411.169	413.108	409.299
Ti 334.941	1595.96	1593.64	1594.93
Tl 190.794	1.5880u	-5.6871u	16.9143u
V 292.401	417.906	419.923	418.866
Zn 206.200	4977.58	4983.77	4995.55

Label	Sol'n Conc.	Units	SD	%RSD	Int. (c/s)
Ag 328.068	3.5071	ppb	0.5925	16.9	125.176
Al 308.215	105461	ppb	87.1787	0.1	367673
As 188.980	330.534	ppb	10.9496	3.3	155.220
B 249.678	83.8583	ppb	0.6347	0.8	594.139
Ba 389.178	1869.18	ppb	0.7440	0.0	12680.1
Be 313.042	8.9330	ppb	0.0111	0.1	12205.6
Ca 370.602	146637	ppb	294.4	0.2	130433
Cd 226.502	19.7741	ppb	0.1023	0.5	993.526
Co 228.615	110.257	ppb	1.2606	1.1	758.307
Cr 267.716	569.244	ppb	0.8817	0.2	13816.3
Cu 324.754	1228.79	ppb	1.7304	0.1	39837.7
Fe 271.441	349025	ppb	278.199	0.1	271017
K 766.491	10295.2	ppb	36.1516	0.4	224949
Mg 279.078	43430.0	ppb	55.2049	0.1	67400.2
Mn 257.610	14083.0	ppb	42.7096	0.3	1662088
Mo 202.032	25.7911	ppb	1.4921	5.8	77.4568
Na 330.237	1545.56	ppb	210.114	13.6	-27.3672
Ni 231.604	278.196	ppb	0.8344	0.3	442.413
Pb 220.353	2816.37	ppb	6.2177	0.2	2125.64
Sb 206.834	22.5449	ppb	5.0466	22.4	19.8642
Se 196.026	5.3629	ppb	8.9155	166.2	6.2455
Sn 189.925	130.690	ppb	6.2586	4.8	45.5318
Sr 216.596	411.192	ppb	1.9043	0.5	2121.72
Ti 334.941	1594.84	ppb	1.1621	0.1	180762
Tl 190.794	4.2717	ppb	11.5372	270.1	-22.7449
V 292.401	418.898	ppb	1.0092	0.2	4945.49
Zn 206.200	4985.63	ppb	9.1288	0.2	4915.01

E06052013.vvq. All Data Report 6/6/2013, 9:35:19 AM

680-90855-b-3-b ms (Samp) 6/6/2013, 12:40:38 AM Rack 4, Tube 46

Weight: 1

Volume: 1

Dilution: 1

Label	Replicates Concentration		
Ag 328.068	51.1161	51.5283	51.3191
Al 308.215	107494	107520	107722
As 188.980	539.925	550.428	534.952
B 249.678	260.217	262.275	263.557
Ba 389.178	1587.89	1587.76	1588.49
Be 313.042	60.0456	60.0259	60.1344
Ca 370.602	204814	204680	204891
Cd 226.502	60.6802	60.6437	61.0205
Co 228.615	179.391	178.460	179.313
Cr 267.716	721.761	719.566	721.586
Cu 324.754	862.430	870.815	865.070
Fe 271.441	687963	687214	689237
K 766.491	15499.8	15593.3	15701.2
Mg 279.078	70814.1	70742.8	70881.1
Mn 257.610	22860.0	22872.7	22963.1
Mo 202.032	123.397	123.486	122.336
Na 330.237	7910.65	7832.09	7402.65
Ni 231.604	236.741	225.997	234.109
Pb 220.353	2288.26	2279.90	2280.78
Sb 206.834	52.5629	53.6435	59.0124
Se 196.026	95.8742	94.8721	85.9282
Sn 189.925	273.546	270.436	262.558
Sr 216.596	485.699	485.956	483.914
Ti 334.941	1791.03	1790.76	1796.30
Tl 190.794	40.3510u	45.7479u	50.4867u
V 292.401	934.337	929.738	935.557
Zn 206.200	3832.84	3828.59	3818.71

Label	Sol'n Conc.	Units	SD	%RSD	Int. (c/s)
Ag 328.068	51.3212	ppb	0.2061	0.4	2035.38
Al 308.215	107579	ppb	124.720	0.1	375001
As 188.980	541.768	ppb	7.9007	1.5	254.781
B 249.678	262.016	ppb	1.6847	0.6	2211.28
Ba 389.178	1588.05	ppb	0.3911	0.0	10956.1
Be 313.042	60.0686	ppb	0.0578	0.1	83510.4
Ca 370.602	204795	ppb	106.8	0.1	177345
Cd 226.502	60.7815	ppb	0.2078	0.3	2389.33
Co 228.615	179.055	ppb	0.5165	0.3	1219.43
Cr 267.716	720.971	ppb	1.2201	0.2	17536.4
Cu 324.754	866.105	ppb	4.2875	0.5	28252.8
Fe 271.441	688138	ppb	1022.89	0.1	534333
K 766.491	15598.1	ppb	100.817	0.6	340564
Mg 279.078	70812.6	ppb	69.1678	0.1	109905
Mn 257.610	22898.6	ppb	56.2255	0.2	2702663
Mo 202.032	123.073	ppb	0.6399	0.5	338.769
Na 330.237	7715.13	ppb	273.451	3.5	112.803
Ni 231.604	232.282	ppb	5.6003	2.4	374.852
Pb 220.353	2282.98	ppb	4.5933	0.2	1740.52
Sb 206.834	55.0729	ppb	3.4542	6.3	43.6910
Se 196.026	92.2248	ppb	5.4760	5.9	41.1555
Sn 189.925	268.847	ppb	5.6641	2.1	105.837
Sr 216.596	485.190	ppb	1.1122	0.2	2612.59
Ti 334.941	1792.70	ppb	3.1247	0.2	203242
Tl 190.794	45.5285	ppb	5.0714	11.1	-16.1157
V 292.401	933.211	ppb	3.0687	0.3	11025.7
Zn 206.200	3826.72	ppb	7.2484	0.2	3776.05

E06052013.vvq. All Data Report 6/6/2013, 9:35:19 AM

680-90855-b-3-c msd (Samp) 6/6/2013, 12:45:17 AM Rack 4, Tube 47**Weight: 1****Volume: 1****Dilution: 1**

Label	Replicates Concentration		
Ag 328.068	50.9100	52.4458	53.2271
Al 308.215	120445	120107	119741
As 188.980	437.564	427.809	422.065
B 249.678	241.351	238.793	238.132
Ba 389.178	2391.26	2379.48	2378.84
Be 313.042	62.2044	61.8736	61.8589
Ca 370.602	171087	171663	171502
Cd 226.502	65.5399	64.0644	64.1164
Co 228.615	147.639	147.584	148.686
Cr 267.716	454.039	452.618	451.263
Cu 324.754	991.638	994.653	1000.95
Fe 271.441	411346	411321	411023
K 766.491	15688.2	15586.3	15651.4
Mg 279.078	39698.6	39497.8	39394.3
Mn 257.610	13135.2	13123.8	13072.1
Mo 202.032	122.922	124.037	124.147
Na 330.237	6929.81	6975.91	6616.86
Ni 231.604	253.661	253.889	248.700
Pb 220.353	2396.65	2387.49	2376.17
Sb 206.834	63.3606	54.8455	50.0917
Se 196.026	83.7123	75.3922	101.879
Sn 189.925	280.043	278.915	279.601
Sr 216.596	630.812	626.684	633.793
Ti 334.941	1488.04	1484.78	1480.33
Tl 190.794	41.5456	32.9244	46.9629
V 292.401	570.008	566.977	564.768
Zn 206.200	4182.81	4173.29	4142.62

Label	Sol'n Conc.	Units	SD	%RSD	Int. (c/s)
Ag 328.068	52.1943	ppb	1.1788	2.3	2042.86
Al 308.215	120098	ppb	352.361	0.3	418647
As 188.980	429.146	ppb	7.8355	1.8	202.536
B 249.678	239.426	ppb	1.6999	0.7	2415.13
Ba 389.178	2383.19	ppb	6.9938	0.3	16151.4
Be 313.042	61.9790	ppb	0.1954	0.3	86184.9
Ca 370.602	171417	ppb	297.1	0.2	152328
Cd 226.502	64.5735	ppb	0.8373	1.3	2020.64
Co 228.615	147.970	ppb	0.6208	0.4	1004.70
Cr 267.716	452.640	ppb	1.3883	0.3	11005.9
Cu 324.754	995.748	ppb	4.7534	0.5	32365.7
Fe 271.441	411230	ppb	179.519	0.0	319320
K 766.491	15642.0	ppb	51.5774	0.3	341521
Mg 279.078	39530.2	ppb	154.711	0.4	61355.0
Mn 257.610	13110.3	ppb	33.6348	0.3	1547419
Mo 202.032	123.702	ppb	0.6779	0.5	346.108
Na 330.237	6840.86	ppb	195.355	2.9	134.159
Ni 231.604	252.084	ppb	2.9323	1.2	402.361
Pb 220.353	2386.77	ppb	10.2565	0.4	1807.89
Sb 206.834	56.0993	ppb	6.7227	12.0	39.1857
Se 196.026	86.9947	ppb	13.5452	15.6	36.6573
Sn 189.925	279.520	ppb	0.5681	0.2	110.493
Sr 216.596	630.430	ppb	3.5703	0.6	3194.81
Ti 334.941	1484.38	ppb	3.8668	0.3	168244
Tl 190.794	40.4777	ppb	7.0799	17.5	-8.7751
V 292.401	567.251	ppb	2.6303	0.5	6696.67
Zn 206.200	4166.24	ppb	21.0931	0.5	4199.04

E06052013.wvq. All Data Report 6/6/2013, 9:35:19 AM

680-90855-b-14-a (Samp) 6/6/2013, 12:49:55 AM Rack 4, Tube 48

Weight: 1

Volume: 1

Dilution: 1

Label	Replicates Concentration		
Ag 328.068	-0.0308u	1.0914	0.4320
Al 308.215	58158.3	58112.2	57739.4
As 188.980	97.7335	94.6225	94.5898
B 249.678	74.5840	74.2003	73.6039
Ba 389.178	2199.57	2201.07	2188.57
Be 313.042	2.7829	2.7827	2.7728
Ca 370.602	689739	689721	679674
Cd 226.502	14.1663	14.1763	14.0603
Co 228.615	30.2686	31.4847	31.4857
Cr 267.716	178.254	176.998	176.524
Cu 324.754	478.405	474.982	467.535
Fe 271.441	134379	134276	133201
K 766.491	6138.21	6124.93	6085.71
Mg 279.078	334136	333268	331917
Mn 257.610	2877.91	2876.43	2858.98
Mo 202.032	10.3535	9.7110	8.8791
Na 330.237	948.649u	704.147u	1069.84u
Ni 231.604	120.298	122.068	121.825
Pb 220.353	3258.88	3267.89	3245.84
Sb 206.834	15.9365	18.8375	6.7707
Se 196.026	0.1914	16.1759	8.4324
Sn 189.925	53.6927	58.8355	59.3803
Sr 216.596	698.167	697.361	691.613
Ti 334.941	942.763	941.599	934.470
Tl 190.794	-12.0970u	-5.1019u	-1.7766u
V 292.401	302.339	301.442	300.357
Zn 206.200	5800.67	5779.07	5749.25

Label	Sol'n Conc.	Units	SD	%RSD	Int. (c/s)
Ag 328.068	0.4975	ppb	0.5640	113.4	-30.4902
Al 308.215	58003.3	ppb	229.702	0.4	202368
As 188.980	95.6486	ppb	1.8057	1.9	42.9031
B 249.678	74.1294	ppb	0.4939	0.7	850.304
Ba 389.178	2196.40	ppb	6.8272	0.3	15004.1
Be 313.042	2.7795	ppb	0.0058	0.2	3760.24
Ca 370.602	686378	ppb	5806	0.8	645120
Cd 226.502	14.1343	ppb	0.0643	0.5	530.792
Co 228.615	31.0797	ppb	0.7024	2.3	223.688
Cr 267.716	177.259	ppb	0.8936	0.5	4303.31
Cu 324.754	473.641	ppb	5.5577	1.2	15542.9
Fe 271.441	133952	ppb	652.206	0.5	104015
K 766.491	6116.28	ppb	27.2953	0.4	133839
Mg 279.078	333107	ppb	1118.64	0.3	517790
Mn 257.610	2871.10	ppb	10.5299	0.4	340320
Mo 202.032	9.6479	ppb	0.7392	7.7	37.1919
Na 330.237	907.547	ppb	186.281	20.5	-13.1921
Ni 231.604	121.397	ppb	0.9596	0.8	194.933
Pb 220.353	3257.54	ppb	11.0878	0.3	2446.31
Sb 206.834	13.8482	ppb	6.2986	45.5	9.9690
Se 196.026	8.2666	ppb	7.9936	96.7	4.6762
Sn 189.925	57.3028	ppb	3.1383	5.5	13.6241
Sr 216.596	695.714	ppb	3.5742	0.5	3421.17
Ti 334.941	939.611	ppb	4.4896	0.5	107046
Tl 190.794	-6.3252	ppb	5.2678	83.3	-19.1887
V 292.401	301.379	ppb	0.9924	0.3	3561.51
Zn 206.200	5776.33	ppb	25.8214	0.4	5692.91

E06052013.vvq. All Data Report 6/6/2013, 9:35:19 AM

680-90855-a-24-a (Samp) 6/6/2013, 1:03:51 AM Rack 4, Tube 51

Weight: 1

Volume: 1

Dilution: 1

Label	Replicates Concentration		
Ag 328.068	-0.8812u	0.0197	-0.4969
Al 308.215	116539	116233	116146
As 188.980	364.215	390.047	380.511
B 249.678	88.7928	88.2905	87.9536
Ba 389.178	1939.25	1940.98	1945.10
Be 313.042	10.8742	10.8481	10.8288
Ca 370.602	142410	141972	141543
Cd 226.502	15.8202	16.0316	16.7121
Co 228.615	103.390	103.534	102.912
Cr 267.716	698.636	697.417	697.921
Cu 324.754	2312.24	2284.20	2306.88
Fe 271.441	417153	415933	415366
K 766.491	10935.9	10887.5	10859.0
Mg 279.078	43321.4	43210.0	43128.1
Mn 257.610	12840.4	12836.1	12791.1
Mo 202.032	26.5469	26.1444	28.9293
Na 330.237	1516.64u	1495.19u	1179.76u
Ni 231.604	170.814	165.761	167.392
Pb 220.353	3442.47	3430.66	3424.83
Sb 206.834	34.0270	32.3462	33.3370
Se 196.026	-14.0165u	5.0181	0.0672
Sn 189.925	188.257	184.480	184.039
Sr 216.596	426.048	422.663	424.005
Ti 334.941	1734.86	1732.54	1731.39
Tl 190.794	11.2895u	4.1870u	5.4357u
V 292.401	526.333	522.657	525.893
Zn 206.200	4801.14	4780.38	4761.01

Label	Sol'n Conc.	Units	SD	%RSD	Int. (c/s)
Ag 328.068	-0.4528	ppb	0.4521	99.8	-34.5817
Al 308.215	116306	ppb	206.642	0.2	405441
As 188.980	378.258	ppb	13.0622	3.5	177.868
B 249.678	88.3456	ppb	0.4223	0.5	532.218
Ba 389.178	1941.77	ppb	3.0060	0.2	13195.1
Be 313.042	10.8504	ppb	0.0228	0.2	14875.4
Ca 370.602	141975	ppb	433.6	0.3	124430
Cd 226.502	16.1880	ppb	0.4661	2.9	1027.87
Co 228.615	103.279	ppb	0.3253	0.3	715.624
Cr 267.716	697.991	ppb	0.6123	0.1	16929.2
Cu 324.754	2301.11	ppb	14.8816	0.6	74290.9
Fe 271.441	416150	ppb	913.482	0.2	323138
K 766.491	10894.1	ppb	38.8572	0.4	238007
Mg 279.078	43219.8	ppb	97.0568	0.2	67095.2
Mn 257.610	12822.5	ppb	27.3459	0.2	1513489
Mo 202.032	27.2069	ppb	1.5052	5.5	79.9864
Na 330.237	1397.20	ppb	188.614	13.5	-42.8376
Ni 231.604	167.989	ppb	2.5788	1.5	271.150
Pb 220.353	3432.65	ppb	8.9850	0.3	2585.87
Sb 206.834	33.2367	ppb	0.8448	2.5	27.6627
Se 196.026	-2.9771	ppb	9.8757	331.7	3.0762
Sn 189.925	185.592	ppb	2.3184	1.2	69.4909
Sr 216.596	424.239	ppb	1.7047	0.4	2211.46
Ti 334.941	1732.93	ppb	1.7678	0.1	196409
Tl 190.794	6.9707	ppb	3.7919	54.4	-23.1918
V 292.401	524.961	ppb	2.0073	0.4	6199.09
Zn 206.200	4780.85	ppb	20.0684	0.4	4713.56

E06052013.vvq. All Data Report 6/6/2013, 9:35:19 AM

680-90855-a-25-a (Samp) 6/6/2013, 1:08:30 AM Rack 4, Tube 52

Weight: 1

Volume: 1

Dilution: 1

Label	Replicates Concentration		
Ag 328.068	-0.0795u	0.8336	0.3469
Al 308.215	67535.3	67847.3	67834.9
As 188.980	78.4762	80.3217	85.2787
B 249.678	86.2667	88.2575	88.0086
Ba 389.178	2499.39	2497.68	2492.37
Be 313.042	3.2973	3.3008	3.2824
Ca 370.602	196456	197438	197774
Cd 226.502	14.7856	15.2592	15.1320
Co 228.615	34.1113	34.4960	34.5338
Cr 267.716	190.801	192.164	191.885
Cu 324.754	586.376	587.202	588.797
Fe 271.441	149621	150371	150534
K 766.491	6897.09	6935.99	6895.00
Mg 279.078	20910.4	20973.2	21032.1
Mn 257.610	3523.58	3535.92	3539.42
Mo 202.032	9.6987	10.1242	7.8137
Na 330.237	1171.60u	1478.53u	1382.19u
Ni 231.604	136.359	137.769	140.100
Pb 220.353	3797.76	3793.46	3811.86
Sb 206.834	10.8752	11.5838	20.5720
Se 196.026	19.5877	7.3763	7.5443
Sn 189.925	79.1770	80.9954	77.4028
Sr 216.596	717.629	722.317	721.419
Ti 334.941	1222.51	1221.32	1222.34
Tl 190.794	1.3129u	-12.8929u	-8.8450u
V 292.401	356.476	358.088	356.889
Zn 206.200	7104.38	7148.39	7157.79

Label	Sol'n Conc.	Units	SD	%RSD	Int. (c/s)
Ag 328.068	0.3670	ppb	0.4569	124.5	-31.3701
Al 308.215	67739.2	ppb	176.660	0.3	236277
As 188.980	81.3588	ppb	3.5179	4.3	35.9416
B 249.678	87.5109	ppb	1.0847	1.2	988.416
Ba 389.178	2496.48	ppb	3.6601	0.1	16788.5
Be 313.042	3.2935	ppb	0.0098	0.3	4359.95
Ca 370.602	197222	ppb	685.0	0.3	182842
Cd 226.502	15.0589	ppb	0.2451	1.6	573.460
Co 228.615	34.3804	ppb	0.2338	0.7	249.330
Cr 267.716	191.617	ppb	0.7201	0.4	4653.26
Cu 324.754	587.458	ppb	1.2311	0.2	19201.2
Fe 271.441	150176	ppb	486.864	0.3	116613
K 766.491	6909.36	ppb	23.0859	0.3	151130
Mg 279.078	20971.9	ppb	60.8703	0.3	32597.0
Mn 257.610	3532.97	ppb	8.3187	0.2	417127
Mo 202.032	9.2122	ppb	1.2297	13.3	35.6437
Na 330.237	1344.11	ppb	156.969	11.7	-15.2827
Ni 231.604	138.076	ppb	1.8895	1.4	221.179
Pb 220.353	3801.03	ppb	9.6222	0.3	2850.92
Sb 206.834	14.3437	ppb	5.4055	37.7	10.5529
Se 196.026	11.5028	ppb	7.0023	60.9	6.0453
Sn 189.925	79.1918	ppb	1.7963	2.3	23.0701
Sr 216.596	720.455	ppb	2.4882	0.3	3523.67
Ti 334.941	1222.05	ppb	0.6450	0.1	138478
Tl 190.794	-6.8083	ppb	7.3186	107.5	-19.9475
V 292.401	357.151	ppb	0.8373	0.2	4221.76
Zn 206.200	7136.85	ppb	28.5145	0.4	7072.38

E06052013.vvq. All Data Report 6/6/2013, 9:35:19 AM

X (Samp) 6/6/2013, 1:13:08 AM Rack 4, Tube 53**Weight: 1** **Volume: 1** **Dilution: 1**

Label	Replicates Concentration		
Ag 328.068	-0.3067u	-0.5446u	-0.9133u
Al 308.215	10.5247	5.7434	10.8280
As 188.980	-2.6078u	-1.0365u	-2.0237u
B 249.678	-0.8254u	-0.7531u	-2.0546u
Ba 389.178	-3.3870u	-2.2386u	-5.1978u
Be 313.042	-0.0112u	-0.0150u	-0.0162u
Ca 370.602	18.22	27.23	6.643
Cd 226.502	0.3521	0.0624	-0.0579u
Co 228.615	-0.3878u	0.5816	-0.3100u
Cr 267.716	0.1031	0.4948	0.0516
Cu 324.754	0.3418	0.0853	-0.4174u
Fe 271.441	16.9812	-5.9012u	14.8839
K 766.491	-9.1481u	-8.5208u	-8.0722u
Mg 279.078	8.1815	14.7855	9.0971
Mn 257.610	0.2725	0.2789	0.3140
Mo 202.032	-1.5176u	-1.3049u	-0.2274u
Na 330.237	277.115	-127.516u	-9.7083u
Ni 231.604	0.4378	-2.2615u	-0.4555u
Pb 220.353	-1.4056u	6.8935	-3.0101u
Sb 206.834	-1.0558u	-5.4470u	-2.2413u
Se 196.026	-5.8947u	-2.5664u	7.2944
Sn 189.925	-1.0785u	0.3737	1.9042
Sr 216.596	0.0185	0.6193	0.1033
Ti 334.941	0.4791	0.4052	0.4152
Tl 190.794	0.6643	-4.7232u	-7.5689u
V 292.401	-0.3060u	-0.1825u	-0.1384u
Zn 206.200	-0.1231u	1.0430	1.5250

Label	Sol'n Conc.	Units	SD	%RSD	Int. (c/s)
Ag 328.068	-0.5882	ppb	0.3056	52.0	-60.9927
Al 308.215	9.0320	ppb	2.8520	31.6	375.952
As 188.980	-1.8893	ppb	0.7942	42.0	-3.6755
B 249.678	-1.2110	ppb	0.7315	60.4	151.844
Ba 389.178	-3.6078	ppb	1.4919	41.4	-62.2860
Be 313.042	-0.0142	ppb	0.0026	18.3	-293.727
Ca 370.602	17.37	ppb	10.32	59.4	-5.968
Cd 226.502	0.1189	ppb	0.2107	177.3	20.5788
Co 228.615	-0.0387	ppb	0.5386	1390.9	3.7583
Cr 267.716	0.2165	ppb	0.2424	112.0	7.4741
Cu 324.754	0.0033	ppb	0.3862	11840.9	306.366
Fe 271.441	8.6547	ppb	12.6493	146.2	9.4720
K 766.491	-8.5804	ppb	0.5404	6.3	303.116
Mg 279.078	10.6880	ppb	3.5779	33.5	50.8430
Mn 257.610	0.2885	ppb	0.0224	7.8	73.5996
Mo 202.032	-1.0166	ppb	0.6918	68.0	10.6083
Na 330.237	46.6304	ppb	208.115	446.3	38.5491
Ni 231.604	-0.7597	ppb	1.3751	181.0	2.4988
Pb 220.353	0.8260	ppb	5.3156	643.6	20.4859
Sb 206.834	-2.9147	ppb	2.2717	77.9	-2.4614
Se 196.026	-0.3889	ppb	6.8589	1763.8	0.5599
Sn 189.925	0.3998	ppb	1.4916	373.1	-11.3596
Sr 216.596	0.2470	ppb	0.3251	131.6	13.8026
Ti 334.941	0.4332	ppb	0.0401	9.2	32.8958
Tl 190.794	-3.8760	ppb	4.1815	107.9	-13.9417
V 292.401	-0.2090	ppb	0.0869	41.6	-12.3328
Zn 206.200	0.8150	ppb	0.8474	104.0	6.5472

E06052013.vvq. All Data Report 6/6/2013, 9:35:19 AM

CRI (Samp) 6/6/2013, 1:17:47 AM Rack 4, Tube 54

Weight: 1 Volume: 1 Dilution: 1

Label	Replicates Concentration		
Ag 328.068	8.9493	9.8683	9.8073
Al 308.215	215.508	212.880	217.561
As 188.980	19.6900	18.4713	26.6253
B 249.678	95.3629	94.3711	96.3762
Ba 389.178	8.0390	7.2945	8.0039
Be 313.042	4.1201	4.0837	4.0945
Ca 370.602	498.8	504.9	482.6
Cd 226.502	5.1443	5.3387	4.8835
Co 228.615	9.3558	8.9182	9.4054
Cr 267.716	10.6839	10.5163	10.3371
Cu 324.754	21.0128	20.8330	19.8096
Fe 271.441	42.3389	51.4155	56.6666
K 766.491	930.511	915.947	917.073
Mg 279.078	516.664	508.964	512.839
Mn 257.610	10.9105	10.6242	10.6767
Mo 202.032	9.7849	10.6891	9.9015
Na 330.237	896.938	1025.32	1145.74
Ni 231.604	36.2727	37.4916	39.3990
Pb 220.353	10.6901	7.1401	7.2954
Sb 206.834	14.7422	22.5299	18.8440
Se 196.026	15.3285	21.6441	13.6974
Sn 189.925	55.4438	52.9982	48.5750
Sr 216.596	10.9959	9.0712	10.7285
Ti 334.941	10.1283	10.0563	9.9485
Tl 190.794	24.2887	20.7148	15.3670
V 292.401	11.0959	9.0257	9.3699
Zn 206.200	22.7810	21.5122	20.5747

Label	Sol'n Conc.	Units	SD	%RSD	Int. (c/s)
Ag 328.068	9.5416	ppb	0.5139	5.4	339.323
Al 308.215	215.316	ppb	2.3464	1.1	1093.66
As 188.980	21.5956	ppb	4.3983	20.4	7.6847
B 249.678	95.3701	ppb	1.0026	1.1	1349.36
Ba 389.178	7.7791	ppb	0.4201	5.4	14.5201
Be 313.042	4.0995	ppb	0.0186	0.5	5442.49
Ca 370.602	495.4	ppb	11.52	2.3	446.2
Cd 226.502	5.1221	ppb	0.2284	4.5	124.215
Co 228.615	9.2265	ppb	0.2681	2.9	64.7493
Cr 267.716	10.5125	ppb	0.1734	1.6	255.992
Cu 324.754	20.5518	ppb	0.6490	3.2	966.469
Fe 271.441	50.1403	ppb	7.2485	14.5	42.2732
K 766.491	921.177	ppb	8.1032	0.9	20573.9
Mg 279.078	512.823	ppb	3.8499	0.8	831.201
Mn 257.610	10.7371	ppb	0.1524	1.4	1308.37
Mo 202.032	10.1252	ppb	0.4918	4.9	41.3195
Na 330.237	1022.67	ppb	124.420	12.2	68.8050
Ni 231.604	37.7211	ppb	1.5757	4.2	62.5844
Pb 220.353	8.3752	ppb	2.0063	24.0	26.0909
Sb 206.834	18.7054	ppb	3.8957	20.8	10.1352
Se 196.026	16.8900	ppb	4.1971	24.8	7.0035
Sn 189.925	52.3390	ppb	3.4815	6.7	11.3092
Sr 216.596	10.2652	ppb	1.0426	10.2	61.3619
Ti 334.941	10.0444	ppb	0.0905	0.9	1122.63
Tl 190.794	20.1235	ppb	4.4901	22.3	-3.7070
V 292.401	9.8305	ppb	1.1093	11.3	105.615
Zn 206.200	21.6227	ppb	1.1073	5.1	27.0072

ICSA (Samp) 6/6/2013, 1:22:25 AM Rack 4, Tube 55
Weight: 1 Volume: 1 Dilution: 1

Label	Replicates Concentration		
Ag 328.068	-1.7126u	0.8106	-1.9549u
Al 308.215	522538	524901	522807
As 188.980	-10.2022u	-1.6792	11.5745
B 249.678	13.2657u	12.4388u	13.2688u
Ba 389.178	-3.2737	-2.3125	-1.8889
Be 313.042	-0.1580u	-0.1747u	-0.1768u
Ca 370.602	485577	489428	481622
Cd 226.502	2.2395	3.3874	3.8427
Co 228.615	-0.2214	0.0155	-1.5321u
Cr 267.716	0.5944	0.1582	0.7511
Cu 324.754	2.9898	3.0526	2.1546
Fe 271.441	190727	190851	189579
K 766.491	-3.5272u	-4.0746u	-4.0059u
Mg 279.078	517115	518574	517968
Mn 257.610	0.7344	0.8841	0.8068
Mo 202.032	-0.5478u	1.5264	1.3281u
Na 330.237	-618.348u	-194.387u	-211.370u
Ni 231.604	2.2042	4.5312	4.2434
Pb 220.353	-13.3897u	-5.0451u	-3.0258u
Sb 206.834	-7.2309u	19.0388	-4.5636u
Se 196.026	15.1400	-7.5665u	0.4387
Sn 189.925	-0.7341u	3.2485	-0.7132u
Sr 216.596	10.4996	10.2985	5.1776
Ti 334.941	2.9371	2.9540	2.9984
Tl 190.794	-19.6156u	-7.3703u	-22.1849u
V 292.401	0.3104	1.1427	0.3179
Zn 206.200	23.3782	25.9110	26.3788

Label	Sol'n Conc.	Units	SD	%RSD	Int. (c/s)
Ag 328.068	-0.9523	ppb	1.5315	160.8	-79.4892
Al 308.215	523415	ppb	1293.34	0.2	1823652
As 188.980	-0.1023	ppb	10.9737	10727.5	-0.3278
B 249.678	12.9911	ppb	0.4783	3.7	-8.4868
Ba 389.178	-2.4917	ppb	0.7096	28.5	415.881
Be 313.042	-0.1698	ppb	0.0103	6.1	-367.084
Ca 370.602	485542	ppb	3903	0.8	453900
Cd 226.502	3.1565	ppb	0.8261	26.2	397.777
Co 228.615	-0.5793	ppb	0.8336	143.9	4.1334
Cr 267.716	0.5012	ppb	0.3072	61.3	40.0545
Cu 324.754	2.7323	ppb	0.5013	18.3	431.104
Fe 271.441	190386	ppb	701.236	0.4	147831
K 766.491	-3.8692	ppb	0.2982	7.7	405.830
Mg 279.078	517886	ppb	732.972	0.1	804952
Mn 257.610	0.8084	ppb	0.0749	9.3	2557.23
Mo 202.032	0.7689	ppb	1.1446	148.9	11.8165
Na 330.237	-341.368	ppb	240.022	70.3	-9.2756
Ni 231.604	3.6596	ppb	1.2686	34.7	11.9190
Pb 220.353	-7.1535	ppb	5.4942	76.8	16.5054
Sb 206.834	2.4148	ppb	14.4585	598.7	3.2215
Se 196.026	2.6708	ppb	11.5166	431.2	2.2066
Sn 189.925	0.6004	ppb	2.2933	382.0	-11.1680
Sr 216.596	8.6586	ppb	3.0163	34.8	152.596
Ti 334.941	2.9632	ppb	0.0316	1.1	1281.32
Tl 190.794	-16.3903	ppb	7.9165	48.3	-24.6076
V 292.401	0.5903	ppb	0.4784	81.0	-1.7562
Zn 206.200	25.2227	ppb	1.6144	230.6	31.8988

E06052013.vvq. All Data Report 6/6/2013, 9:35:19 AM

ICSAB (Samp) 6/6/2013, 1:27:04 AM Rack 4, Tube 56

Weight: 1

Volume: 1

Dilution: 1

Label	Replicates Concentration		
Ag 328.068	231.026	229.921	225.725
Al 308.215	558187	549276	548089
As 188.980	100.031	114.212	109.633
B 249.678	12.1237u	11.3778u	10.5826u
Ba 389.178	549.864	545.200	543.985
Be 313.042	517.253	509.772	508.426
Ca 370.602	516758	510590	509145
Cd 226.502	1068.63	1050.30	1048.87
Co 228.615	522.250	520.434	517.491
Cr 267.716	539.170	530.777	529.098
Cu 324.754	604.362	598.116	587.248
Fe 271.441	202394	199148	198218
K 766.491	-1.8332u	-3.8710u	-2.3178u
Mg 279.078	552990	542945	541514
Mn 257.610	558.364	549.735	548.047
Mo 202.032	1228.21x	1205.57x	1202.88x
Na 330.237	-239.460u	-25.5269u	-238.270u
Ni 231.604	1056.44	1043.35	1037.48
Pb 220.353	58.7295	51.9961	54.8680
Sb 206.834	659.565	627.596	615.040
Se 196.026	61.3888	50.8234	63.3588
Sn 189.925	1127.78	1119.20	1120.12
Sr 216.596	5.7413	7.9437	7.8430
Ti 334.941	3.1826	3.1150	2.8723
Tl 190.794	77.2644	110.262	99.6590
V 292.401	543.068	535.649	537.390
Zn 206.200	1042.92	1026.64	1033.55

Label	Sol'n Conc.	Units	SD	%RSD	Int. (c/s)
Ag 328.068	228.890b	ppb	2.7969	1.2	9010.51
Al 308.215	551851b	ppb	5519.25	1.0	1922678
As 188.980	107.958b	ppb	7.2371	6.7	51.8302
B 249.678	11.3614b	ppb	0.7707	6.8	-45.9764
Ba 389.178	546.349b	ppb	3.1036	0.6	4125.32
Be 313.042	511.817b	ppb	4.7557	0.9	713607
Ca 370.602	512164b	ppb	4044	0.8	478811
Cd 226.502	1055.93b	ppb	11.0233	1.0	22207.5
Co 228.615	520.058b	ppb	2.4019	0.5	3414.87
Cr 267.716	533.015b	ppb	5.3961	1.0	12889.7
Cu 324.754	596.576b	ppb	8.6608	1.5	19524.4
Fe 271.441	199920b	ppb	2192.28	1.1	155267
K 766.491	-2.6740b	ppb	1.0646	39.8	431.888
Mg 279.078	545817b	ppb	6253.46	1.1	848356
Mn 257.610	552.049b	ppb	5.5344	1.0	67718.2
Mo 202.032	1212.22xb	ppb	13.9108	1.1	3351.34
Na 330.237	-167.752b	ppb	123.172	73.4	-14.6920
Ni 231.604	1045.76b	ppb	9.7067	0.9	1638.88
Pb 220.353	55.1979b	ppb	3.3788	6.1	62.2100
Sb 206.834	634.067b	ppb	22.9571	3.6	367.485
Se 196.026	58.5237b	ppb	6.7410	11.5	23.1573
Sn 189.925	1122.36b	ppb	4.7102	0.4	478.423
Sr 216.596	7.1760b	ppb	1.2435	17.3	135.693
Ti 334.941	3.0566b	ppb	0.1632	5.3	1344.20
Tl 190.794	95.7284b	ppb	16.8462	17.6	23.3147
V 292.401	538.702b	ppb	3.8799	0.7	6267.95
Zn 206.200	1034.37b	ppb	8.1712	0.8	1024.16

E06052013.wvq. All Data Report 6/6/2013, 9:35:19 AM

CCV (Samp) 6/6/2013, 1:31:43 AM Rack 4, Tube 57

Weight: 1

Volume: 1

Dilution: 1

Label	Replicates Concentration		
Ag 328.068	491.925	498.839	498.697
Al 308.215	5084.20	5141.38	5161.24
As 188.980	487.184	501.488	497.061
B 249.678	498.387	506.747	503.515
Ba 389.178	4836.25	4888.29	4826.83
Be 313.042	496.850	501.120	497.186
Ca 370.602	4890	4945	4970
Cd 226.502	492.190	497.320	493.116
Co 228.615	493.081	498.748	494.098
Cr 267.716	4902.53	4941.43	4897.07
Cu 324.754	4962.50	5042.92	5016.13
Fe 271.441	4960.07	4990.08	4982.66
K 766.491	9582.46	9627.82	9514.80
Mg 279.078	4960.15	5040.14	5043.68
Mn 257.610	4960.04	5006.42	4948.46
Mo 202.032	496.997	496.913	495.426
Na 330.237	7628.25	7524.27	7469.24
Ni 231.604	2455.21	2474.76	2449.95
Pb 220.353	499.371	497.744	488.167
Sb 206.834	940.907	950.951	961.979
Se 196.026	5003.28	5055.91	4987.64
Sn 189.925	4959.98	4987.08	4943.86
Sr 216.596	2448.48	2477.49	2457.86
Ti 334.941	493.642	498.040	492.415
Tl 190.794	4951.04	4992.10	4925.29
V 292.401	4982.93	5032.67	4973.69
Zn 206.200	2481.03	2504.12	2480.12

Label	Sol'n Conc.	Units	SD	%RSD	Int. (c/s)
Ag 328.068	496.487	ppb	3.9513	0.8	19560.6
Al 308.215	5128.94	ppb	39.9958	0.8	17731.1
As 188.980	495.244	ppb	7.3230	1.5	236.713
B 249.678	502.883	ppb	4.2158	0.8	6393.70
Ba 389.178	4850.45	ppb	33.1036	0.7	32511.3
Be 313.042	498.385	ppb	2.3742	0.5	694684
Ca 370.602	4935	ppb	40.81	0.8	4653
Cd 226.502	494.209	ppb	2.7335	0.6	10256.9
Co 228.615	495.309	ppb	3.0212	0.6	3272.19
Cr 267.716	4913.68	ppb	24.1910	0.5	118603
Cu 324.754	5007.19	ppb	40.9512	0.8	161105
Fe 271.441	4977.60	ppb	15.6312	0.3	3917.85
K 766.491	9575.03	ppb	56.8753	0.6	209247
Mg 279.078	5014.65	ppb	47.2358	0.9	7769.87
Mn 257.610	4971.64	ppb	30.6745	0.6	586573
Mo 202.032	496.445	ppb	0.8837	0.2	1378.49
Na 330.237	7540.58	ppb	80.7501	1.1	248.339
Ni 231.604	2459.97	ppb	13.0722	0.5	3844.95
Pb 220.353	495.094	ppb	6.0541	1.2	388.170
Sb 206.834	951.279	ppb	10.5397	1.1	577.777
Se 196.026	5015.61	ppb	35.7624	0.7	1871.46
Sn 189.925	4963.64	ppb	21.8433	0.4	2154.81
Sr 216.596	2461.28	ppb	14.7993	0.6	11755.9
Ti 334.941	494.699	ppb	2.9575	0.6	56037.7
Tl 190.794	4956.14	ppb	33.6921	0.7	2099.98
V 292.401	4996.43	ppb	31.7222	0.6	58999.4
Zn 206.200	2488.42	ppb	13.5988	0.5	2443.68

CCB (Samp) 6/6/2013, 1:36:21 AM Rack 4, Tube 58
Weight: 1 Volume: 1 Dilution: 1

Label	Replicates Concentration		
Ag 328.068	0.5866	-0.4025u	-0.3116u
Al 308.215	7.1983	7.6231	9.3153
As 188.980	-6.3887u	2.7797	-1.9907u
B 249.678	5.8127	4.7203	4.9400
Ba 389.178	-0.6605u	-3.2795u	-2.1260u
Be 313.042	0.0081	0.0001	0.0023
Ca 370.602	1.543	-10.60u	7.072
Cd 226.502	0.2253	-0.2227u	-0.2219u
Co 228.615	0.3153	-0.3159u	0.0366
Cr 267.716	0.4995	0.3271	0.3735
Cu 324.754	-0.9885u	1.0358	0.9952
Fe 271.441	0.0663	-0.8671u	-2.8945u
K 766.491	-7.3373u	-8.0457u	-8.4126u
Mg 279.078	2.5493	7.0394	6.5490
Mn 257.610	0.0712	0.0876	0.0702
Mo 202.032	1.0524	0.3446	-0.3041u
Na 330.237	-23.4721u	365.549	-111.577u
Ni 231.604	-2.7160u	0.8835	-0.0677u
Pb 220.353	0.2821	-0.6991u	3.3700
Sb 206.834	0.0085	4.0529	-2.3678u
Se 196.026	-0.1796u	9.8207	9.8630
Sn 189.925	-0.2611u	2.0977	3.2146
Sr 216.596	0.8237	0.7290	-0.8826u
Ti 334.941	0.1583	0.1268	0.1302
Tl 190.794	-0.9212u	2.1294	4.0157
V 292.401	0.2692	0.1781	0.4295
Zn 206.200	-1.0991u	1.5547	-1.4833u

Label	Sol'n Conc.	Units	SD	%RSD	Int. (c/s)
Ag 328.068	-0.0425	ppb	0.5467	1286.8	-39.4306
Al 308.215	8.0456	ppb	1.1199	13.9	372.517
As 188.980	-1.8666	ppb	4.5854	245.7	-3.6647
B 249.678	5.1577	ppb	0.5778	11.2	230.840
Ba 389.178	-2.0220	ppb	1.3126	64.9	-51.6553
Be 313.042	0.0035	ppb	0.0041	117.9	-269.318
Ca 370.602	-0.6603	ppb	9.038	1368.8	-22.69
Cd 226.502	-0.0731	ppb	0.2584	353.4	16.5804
Co 228.615	0.0120	ppb	0.3163	2636.2	4.0671
Cr 267.716	0.4000	ppb	0.0892	22.3	11.9029
Cu 324.754	0.3475	ppb	1.1572	333.0	317.441
Fe 271.441	-1.2317	ppb	1.5137	122.9	1.8018
K 766.491	-7.9319	ppb	0.5466	6.9	317.255
Mg 279.078	5.3793	ppb	2.4630	45.8	42.5920
Mn 257.610	0.0763	ppb	0.0098	12.8	48.5312
Mo 202.032	0.3643	ppb	0.6785	186.2	14.4156
Na 330.237	76.8333	ppb	253.886	330.4	39.5037
Ni 231.604	-0.6334	ppb	1.8652	294.5	2.6958
Pb 220.353	0.9843	ppb	2.1235	215.7	20.6024
Sb 206.834	0.5645	ppb	3.2462	575.0	-0.4438
Se 196.026	6.5014	ppb	5.7859	89.0	3.1285
Sn 189.925	1.6837	ppb	1.7745	105.4	-10.7992
Sr 216.596	0.2234	ppb	0.9589	429.3	13.6726
Ti 334.941	0.1384	ppb	0.0173	12.5	-0.5149
Tl 190.794	1.7413	ppb	2.4912	143.1	-11.5478
V 292.401	0.2923	ppb	0.1273	43.6	-6.5038
Zn 206.200	-0.3426	ppb	1.6543	482.8	-5.4070

E06062013.vvq. All Data Report 6/7/2013, 10:03:32 AM

Blank (Blk)	6/6/2013, 10:16:49 AM		Rack S, Tube 1
Label	Replicates Concentration		
Ag 328.068	-0.1991	0.3041	-0.1050
Al 308.215	-4.3458	-0.4151	4.7609
As 188.980	-1.2846	2.0551	-0.7704
B 249.678	-0.3773	-0.3055	0.6828
Ba 389.178	1.6973	-0.3579	-1.3394
Be 313.042	0.0049	-0.0050	0.0001
Ca 370.602	-0.5029	-10.28	10.78
Cd 226.502	-0.0049	0.1062	-0.1013
Co 228.615	0.1655	-0.1925	0.0270
Cr 267.716	-0.2220	-0.0234	0.2455
Cu 324.754	0.5314	-0.6389	0.1074
Fe 271.441	15.4842	-13.3889	-2.0952
K 766.491	-1.4169	1.1603	0.2566
Mg 279.078	-1.9175	2.2317	-0.3142
Mn 257.610	-0.0969	0.1088	-0.0119
Mo 202.032	0.4438	0.6295	-1.0733
Na 330.237	-127.875	36.5700	91.3051
Ni 231.604	-2.0162	3.0690	-1.0528
Pb 220.353	-2.4132	-1.5739	3.9871
Sb 206.834	10.2986	-3.2404	-7.0582
Se 196.026	1.3350	-1.9363	0.6013
Sn 189.925	-2.7699	5.3711	-2.6012
Sr 216.596	-0.9720	1.3236	-0.3515
Ti 334.941	-0.0039	0.0161	-0.0122
Tl 190.794	-0.5183	0.1558	0.3625
V 292.401	-0.3955	0.3536	0.0419
Zn 206.200	-1.6434	1.7435	-0.1002

Label	Sol'n Conc.	Units	SD(Int)	%RSD(Int)	Int. (c/s)
Ag 328.068	0.0000	ppb	8.969	15.2	-58.9743
Al 308.215	0.0000	ppb	12.564	1.2	1079.06
As 188.980	0.0000	ppb	0.620	13.0	-4.7753
B 249.678	0.0000	ppb	6.881	6.2	110.639
Ba 389.178	0.0000	ppb	8.027	17.0	-47.3180
Be 313.042	0.0000	ppb	6.371	2.0	-311.487
Ca 370.602	0.0000	ppb	8.409	36.1	-23.26
Cd 226.502	0.0000	ppb	1.852	10.1	18.2935
Co 228.615	0.0000	ppb	1.028	57.2	1.7988
Cr 267.716	0.0000	ppb	4.839	66.2	7.3089
Cu 324.754	0.0000	ppb	16.435	4.7	346.725
Fe 271.441	0.0000	ppb	10.846	94.6	11.4698
K 766.491	0.0000	ppb	25.361	6.7	377.018
Mg 279.078	0.0000	ppb	2.916	6.9	42.3656
Mn 257.610	0.0000	ppb	10.395	41.6	24.9869
Mo 202.032	0.0000	ppb	2.427	29.8	8.1464
Na 330.237	0.0000	ppb	3.136	9.3	33.7554
Ni 231.604	0.0000	ppb	3.671	102.2	3.5926
Pb 220.353	0.0000	ppb	2.269	16.3	13.9478
Sb 206.834	0.0000	ppb	5.061	408.6	-1.2387
Se 196.026	0.0000	ppb	0.656	12.3	5.3299
Sn 189.925	0.0000	ppb	1.740	17.8	-9.7896
Sr 216.596	0.0000	ppb	4.724	31.7	14.9217
Ti 334.941	0.0000	ppb	1.350	77.5	1.7432
Tl 190.794	0.0000	ppb	0.163	1.6	-10.4736
V 292.401	0.0000	ppb	3.725	24.9	-14.9347
Zn 206.200	0.0000	ppb	1.541	20.8	7.3958

E06062013.vvq. All Data Report 6/7/2013, 10:03:32 AM

HIGH STD (Std)	6/6/2013, 10:21:23 AM		Rack S, Tube 2
Label	Replicates Concentration		
Ag 328.068	1015.59	998.724	985.689
Al 308.215	10047.1	9987.25	9965.68
As 188.980	1004.68	994.849	1000.47
B 249.678	999.051	1000.80	1000.15
Ba 389.178	10042.6	9999.61	9957.80
Be 313.042	1006.89	999.434	993.675
Ca 370.602	10058	10001	9941
Cd 226.502	1003.12	998.706	998.177
Co 228.615	1004.08	999.415	996.505
Cr 267.716	10043.8	9994.58	9961.66
Cu 324.754	10234.9	9781.85	9983.26
Fe 271.441	10062.3	9982.84	9954.85
K 766.491	20107.6	20014.0	19878.4
Mg 279.078	10041.7	9998.89	9959.43
Mn 257.610	10038.3	9989.98	9971.69
Mo 202.032	1001.51	997.335	1001.16
Na 330.237	15043.1	15030.7	14926.2
Ni 231.604	5017.28	5002.11	4980.61
Pb 220.353	996.427	1009.71	993.868
Sb 206.834	2008.58	2003.33	1988.09
Se 196.026	10030.0	10016.3	9953.70
Sn 189.925	10087.3	9938.11	9974.59
Sr 216.596	5021.76	4991.56	4986.69
Ti 334.941	1005.34	1000.43	994.234
Tl 190.794	10055.3	9961.95	9982.74
V 292.401	10034.5	10003.7	9961.81
Zn 206.200	5031.38	4988.01	4980.60

Label	Sol'n Conc.	Units	SD(Int)	%RSD(Int)	Int. (c/s)
Ag 328.068	1000.00	ppb	502.509	1.5	33464.2
Al 308.215	10000.0	ppb	115.992	0.4	28587.2
As 188.980	1000.00	ppb	1.700	0.5	339.826
B 249.678	1000.00	ppb	10.277	0.1	11726.0
Ba 389.178	10000.0	ppb	219.626	0.4	51751.6
Be 313.042	1000.00	ppb	8522.358	0.7	1285943
Ca 370.602	10000	ppb	46.785	0.6	7953
Cd 226.502	1000.00	ppb	48.386	0.3	17853.9
Co 228.615	1000.00	ppb	21.764	0.4	5697.23
Cr 267.716	10000.0	ppb	852.024	0.4	206256
Cu 324.754	10000.0	ppb	6296.295	2.3	277732
Fe 271.441	10000.0	ppb	41.556	0.6	7465.92
K 766.491	20000.0	ppb	2235.091	0.6	388277
Mg 279.078	10000.0	ppb	57.317	0.4	13977.1
Mn 257.610	10000.0	ppb	3461.580	0.3	1005495
Mo 202.032	1000.00	ppb	6.015	0.2	2606.60
Na 330.237	15000.0	ppb	1.766	0.4	446.131
Ni 231.604	5000.00	ppb	25.039	0.4	6798.02
Pb 220.353	1000.00	ppb	5.546	0.8	666.334
Sb 206.834	2000.00	ppb	5.905	0.5	1108.52
Se 196.026	10000.0	ppb	15.549	0.4	3828.12
Sn 189.925	10000.0	ppb	29.087	0.8	3730.09
Sr 216.596	5000.00	ppb	75.574	0.4	19905.2
Ti 334.941	1000.00	ppb	515.587	0.6	92637.5
Tl 190.794	10000.0	ppb	17.397	0.5	3538.68
V 292.401	10000.0	ppb	361.334	0.4	98972.9
Zn 206.200	5000.00	ppb	24.931	0.5	4551.73

Ag 328.068 Calibration (ppb) 6/6/2013, 10:21:23 AM Correlation Coefficient: 1.000000

Label	Flags	Int. (c/s)	Std Conc.	Calc Conc.	Error	%Error
Blank		-58.9743	0.0000	0.0000	-	-
HIGH STD		33464.2	1000.00	1000.00	0.0000	0.0

Curve Type: Linear Equation: $y = 33.5 x + -59.0$

Al 308.215 Calibration (ppb) 6/6/2013, 10:21:23 AM Correlation Coefficient: 1.000000

Label	Flags	Int. (c/s)	Std Conc.	Calc Conc.	Error	%Error
Blank		1079.06	0.0000	0.0000	-	-
HIGH STD		28587.2	10000.0	10000.0	0.0000	0.0

Curve Type: Linear Equation: $y = 2.8 x + 1079.1$

As 188.980 Calibration (ppb) 6/6/2013, 10:21:23 AM Correlation Coefficient: 1.000000

Label	Flags	Int. (c/s)	Std Conc.	Calc Conc.	Error	%Error
Blank		-4.7753	0.0000	0.0000	-	-
HIGH STD		339.826	1000.00	1000.00	0.0000	0.0

Curve Type: Linear Equation: $y = 0.3 x + -4.8$

B 249.678 Calibration (ppb) 6/6/2013, 10:21:23 AM Correlation Coefficient: 1.000000

Label	Flags	Int. (c/s)	Std Conc.	Calc Conc.	Error	%Error
Blank		110.639	0.0000	0.0000	-	-
HIGH STD		11726.0	1000.00	1000.000	-0.0001	0.0

Curve Type: Linear Equation: $y = 11.6 x + 110.6$

Ba 389.178 Calibration (ppb) 6/6/2013, 10:21:23 AM Correlation Coefficient: 1.000000

Label	Flags	Int. (c/s)	Std Conc.	Calc Conc.	Error	%Error
Blank		-47.3180	0.0000	0.0000	-	-
HIGH STD		51751.6	10000.0	10000.0	0.0010	0.0

Curve Type: Linear Equation: $y = 5.2 x + -47.3$

Be 313.042 Calibration (ppb) 6/6/2013, 10:21:23 AM Correlation Coefficient: 1.000000

Label	Flags	Int. (c/s)	Std Conc.	Calc Conc.	Error	%Error
Blank		-311.487	0.0000	0.0000	-	-
HIGH STD		1285943	1000.00	1000.000	-0.0002	0.0

Curve Type: Linear Equation: $y = 1286.3 x + -311.5$

Ca 370.602 Calibration (ppb) 6/6/2013, 10:21:23 AM Correlation Coefficient: 1.000000

Label	Flags	Int. (c/s)	Std Conc.	Calc Conc.	Error	%Error
Blank		-23.26	0.0000	0.0000	-	-
HIGH STD		7953	10000	10000	0.0000	0.0

Curve Type: Linear Equation: $y = 0.8 x + -23.3$

E06062013.vvq. All Data Report 6/7/2013, 10:03:32 AM

Cd 226.502 Calibration (ppb) 6/6/2013, 10:21:23 AM Correlation Coefficient: 1.000000

Label	Flags	Int. (c/s)	Std Conc.	Calc Conc.	Error	%Error
Blank		18.2935	0.0000	0.0000	-	-
HIGH STD		17853.9	1000.00	1000.00	0.0000	0.0

Curve Type: Linear Equation: $y = 17.8 x + 18.3$ **Co 228.615 Calibration (ppb) 6/6/2013, 10:21:23 AM Correlation Coefficient: 1.000000**

Label	Flags	Int. (c/s)	Std Conc.	Calc Conc.	Error	%Error
Blank		1.7988	0.0000	0.0000	-	-
HIGH STD		5697.23	1000.00	1000.00	0.0000	0.0

Curve Type: Linear Equation: $y = 5.7 x + 1.8$ **Cr 267.716 Calibration (ppb) 6/6/2013, 10:21:23 AM Correlation Coefficient: 1.000000**

Label	Flags	Int. (c/s)	Std Conc.	Calc Conc.	Error	%Error
Blank		7.3089	0.0000	0.0000	-	-
HIGH STD		206256	10000.0	10000.0	0.0000	0.0

Curve Type: Linear Equation: $y = 20.6 x + 7.3$ **Cu 324.754 Calibration (ppb) 6/6/2013, 10:21:23 AM Correlation Coefficient: 1.000000**

Label	Flags	Int. (c/s)	Std Conc.	Calc Conc.	Error	%Error
Blank		346.725	0.0000	0.0000	-	-
HIGH STD		277732	10000.0	10000.0	0.0000	0.0

Curve Type: Linear Equation: $y = 27.7 x + 346.7$ **Fe 271.441 Calibration (ppb) 6/6/2013, 10:21:23 AM Correlation Coefficient: 1.000000**

Label	Flags	Int. (c/s)	Std Conc.	Calc Conc.	Error	%Error
Blank		11.4698	0.0000	0.0000	-	-
HIGH STD		7465.92	10000.0	10000.0	0.0000	0.0

Curve Type: Linear Equation: $y = 0.7 x + 11.5$ **K 766.491 Calibration (ppb) 6/6/2013, 10:21:23 AM Correlation Coefficient: 1.000000**

Label	Flags	Int. (c/s)	Std Conc.	Calc Conc.	Error	%Error
Blank		377.018	0.0000	0.0000	-	-
HIGH STD		388277	20000.0	20000.0	0.0000	0.0

Curve Type: Linear Equation: $y = 19.4 x + 377.0$ **Mg 279.078 Calibration (ppb) 6/6/2013, 10:21:23 AM Correlation Coefficient: 1.000000**

Label	Flags	Int. (c/s)	Std Conc.	Calc Conc.	Error	%Error
Blank		42.3656	0.0000	0.0000	-	-
HIGH STD		13977.1	10000.0	10000.0	0.0000	0.0

Curve Type: Linear Equation: $y = 1.4 x + 42.4$

E06062013.vvq. All Data Report 6/7/2013, 10:03:32 AM

Mn 257.610 Calibration (ppb) 6/6/2013, 10:21:23 AM Correlation Coefficient: 1.000000

Label	Flags	Int. (c/s)	Std Conc.	Calc Conc.	Error	%Error
Blank		24.9869	0.0000	0.0000	-	-
HIGH STD		1005495	10000.0	10000.0	0.0000	0.0

Curve Type: Linear Equation: $y = 100.5 x + 25.0$ **Mo 202.032 Calibration (ppb) 6/6/2013, 10:21:23 AM Correlation Coefficient: 1.000000**

Label	Flags	Int. (c/s)	Std Conc.	Calc Conc.	Error	%Error
Blank		8.1464	0.0000	0.0000	-	-
HIGH STD		2606.60	1000.00	1000.00	0.0001	0.0

Curve Type: Linear Equation: $y = 2.6 x + 8.1$ **Na 330.237 Calibration (ppb) 6/6/2013, 10:21:23 AM Correlation Coefficient: 1.000000**

Label	Flags	Int. (c/s)	Std Conc.	Calc Conc.	Error	%Error
Blank		33.7554	0.0000	0.0000	-	-
HIGH STD		446.131	15000.0	15000.0	0.0000	0.0

Curve Type: Linear Equation: $y = 0.0 x + 33.8$ **Ni 231.604 Calibration (ppb) 6/6/2013, 10:21:23 AM Correlation Coefficient: 1.000000**

Label	Flags	Int. (c/s)	Std Conc.	Calc Conc.	Error	%Error
Blank		3.5926	0.0000	0.0000	-	-
HIGH STD		6798.02	5000.00	5000.00	-0.0005	0.0

Curve Type: Linear Equation: $y = 1.4 x + 3.6$ **Pb 220.353 Calibration (ppb) 6/6/2013, 10:21:23 AM Correlation Coefficient: 1.000000**

Label	Flags	Int. (c/s)	Std Conc.	Calc Conc.	Error	%Error
Blank		13.9478	0.0000	0.0000	-	-
HIGH STD		666.334	1000.00	1000.00	0.0001	0.0

Curve Type: Linear Equation: $y = 0.7 x + 13.9$ **Sb 206.834 Calibration (ppb) 6/6/2013, 10:21:23 AM Correlation Coefficient: 1.000000**

Label	Flags	Int. (c/s)	Std Conc.	Calc Conc.	Error	%Error
Blank		-1.2387	0.0000	0.0000	-	-
HIGH STD		1108.52	2000.00	2000.00	0.0000	0.0

Curve Type: Linear Equation: $y = 0.6 x + -1.2$ **Se 196.026 Calibration (ppb) 6/6/2013, 10:21:23 AM Correlation Coefficient: 1.000000**

Label	Flags	Int. (c/s)	Std Conc.	Calc Conc.	Error	%Error
Blank		5.3299	0.0000	0.0000	-	-
HIGH STD		3828.12	10000.0	10000.0	0.0000	0.0

Curve Type: Linear Equation: $y = 0.4 x + 5.3$

E06062013.vvq. All Data Report 6/7/2013, 10:03:32 AM

Sn 189.925 Calibration (ppb) 6/6/2013, 10:21:23 AM Correlation Coefficient: 1.000000

Label	Flags	Int. (c/s)	Std Conc.	Calc Conc.	Error	%Error
Blank		-9.7896	0.0000	0.0000	-	-
HIGH STD		3730.09	10000.0	10000.0	0.0010	0.0

Curve Type: Linear Equation: $y = 0.4 x + -9.8$ **Sr 216.596 Calibration (ppb) 6/6/2013, 10:21:23 AM Correlation Coefficient: 1.000000**

Label	Flags	Int. (c/s)	Std Conc.	Calc Conc.	Error	%Error
Blank		14.9217	0.0000	0.0000	-	-
HIGH STD		19905.2	5000.00	5000.00	0.0000	0.0

Curve Type: Linear Equation: $y = 4.0 x + 14.9$ **Ti 334.941 Calibration (ppb) 6/6/2013, 10:21:23 AM Correlation Coefficient: 1.000000**

Label	Flags	Int. (c/s)	Std Conc.	Calc Conc.	Error	%Error
Blank		1.7432	0.0000	0.0000	-	-
HIGH STD		92637.5	1000.00	1000.00	0.0000	0.0

Curve Type: Linear Equation: $y = 92.6 x + 1.7$ **Tl 190.794 Calibration (ppb) 6/6/2013, 10:21:23 AM Correlation Coefficient: 1.000000**

Label	Flags	Int. (c/s)	Std Conc.	Calc Conc.	Error	%Error
Blank		-10.4736	0.0000	0.0000	-	-
HIGH STD		3538.68	10000.0	10000.0	0.0000	0.0

Curve Type: Linear Equation: $y = 0.4 x + -10.5$ **V 292.401 Calibration (ppb) 6/6/2013, 10:21:23 AM Correlation Coefficient: 1.000000**

Label	Flags	Int. (c/s)	Std Conc.	Calc Conc.	Error	%Error
Blank		-14.9347	0.0000	0.0000	-	-
HIGH STD		98972.9	10000.0	10000.0	0.0000	0.0

Curve Type: Linear Equation: $y = 9.9 x + -14.9$ **Zn 206.200 Calibration (ppb) 6/6/2013, 10:21:23 AM Correlation Coefficient: 1.000000**

Label	Flags	Int. (c/s)	Std Conc.	Calc Conc.	Error	%Error
Blank		7.3958	0.0000	0.0000	-	-
HIGH STD		4551.73	5000.00	5000.00	0.0000	0.0

Curve Type: Linear Equation: $y = 0.9 x + 7.4$ **LRA1 (Samp) 6/6/2013, 10:59:11 AM Rack S, Tube 7****Weight: 1 Volume: 1 Dilution: 1**

Label	Replicates Concentration		
Ag 328.068	-0.1834	-0.0323	0.3501
Al 308.215	90.5585	104.777	100.186
As 188.980	10394.5	10410.8	10273.3
B 249.678	4847.18	4936.89	4871.85
Ba 389.178	-0.2057u	-0.7282u	2.3658

E06062013.wvq. All Data Report 6/7/2013, 10:03:32 AM

Label	Replicates Concentration		
Be 313.042	0.1283	0.1272	0.1426
Ca 370.602	2149	2201	2092
Cd 226.502	-1.2169u	-1.6692u	-2.0812u
Co 228.615	9992.23	10049.0	9863.42
Cr 267.716	-1.7081	-2.0419	-2.1555
Cu 324.754	-1.1750u	-1.5351u	-1.3604u
Fe 271.441	13.7605	29.3185	15.2977
K 766.491	-2.6550u	-3.4609u	-4.2047u
Mg 279.078	110.290u	98.2600u	112.976u
Mn 257.610	29399.2x	29859.1x	29283.4x
Mo 202.032	1.9838	2.0132	1.8134
Na 330.237	106221x	107817x	105848x
Ni 231.604	9785.01x	9921.72x	9755.70x
Pb 220.353	20764.0x	20976.6x	20611.0x
Sb 206.834	14.7851	12.2207	9.5508
Se 196.026	-10.2043	-5.9853	-14.1847
Sn 189.925	-0.6333u	-5.8878u	6.5853
Sr 216.596	-15.8833u	-15.4316u	-14.8286u
Ti 334.941	34872.7	35363.4	34752.0
Tl 190.794	60.2956	54.0972	60.0484
V 292.401	-3.5335	-3.7755	-4.7734
Zn 206.200	-2.3856u	-0.1332u	-1.2853u

Label	Sol'n Conc.	Units	SD	%RSD	Int. (c/s)
Ag 328.068	0.0448b	ppb	0.2750	614.0	3.8385
Al 308.215	98.5071b	ppb	7.2565	7.4	1155.69
As 188.980	10359.5b	ppb	75.0997	0.7	3565.13
B 249.678	4885.31b	ppb	46.3431	0.9	56854.1
Ba 389.178	0.4773b	ppb	1.6562	347.0	-44.7184
Be 313.042	0.1327b	ppb	0.0086	6.5	-160.242
Ca 370.602	2147b	ppb	54.21	2.5	6632
Cd 226.502	-1.6558b	ppb	0.4323	26.1	-10.3779
Co 228.615	9968.22b	ppb	95.0970	1.0	57164.0
Cr 267.716	-1.9685b	ppb	0.2326	11.8	51.1690
Cu 324.754	-1.3568b	ppb	0.1801	13.3	309.063
Fe 271.441	19.4588b	ppb	8.5732	44.1	590.813
K 766.491	-3.4402b	ppb	0.7751	22.5	310.295
Mg 279.078	107.175b	ppb	7.8368	7.3	-120.865
Mn 257.610	29513.9xb	ppb	304.530	1.0	2967559
Mo 202.032	1.9368b	ppb	0.1079	5.6	13.1535
Na 330.237	106629xb	ppb	1046.09	1.0	2896.86
Ni 231.604	9820.81xb	ppb	88.6085	0.9	13338.1
Pb 220.353	20783.9xb	ppb	183.595	0.9	13566.8
Sb 206.834	12.1856b	ppb	2.6173	21.5	5.5298
Se 196.026	-10.1248b	ppb	4.1003	40.5	7.0975
Sn 189.925	0.0214b	ppb	6.2622	29249.1	-9.7656
Sr 216.596	-15.3812b	ppb	0.5291	3.4	-107.506
Ti 334.941	34996.0b	ppb	323.808	0.9	3241883
Tl 190.794	58.1471b	ppb	3.5095	6.0	15.6931
V 292.401	-4.0275b	ppb	0.6572	16.3	144.069
Zn 206.200	-1.2681b	ppb	1.1263	88.8	6.2433

LRA2 (Samp)

6/6/2013, 11:03:48 AM

Rack S, Tube 8

Weight: 1

Volume: 1

Dilution: 1

Label	Replicates Concentration		
Ag 328.068	-1.4756u	0.1976u	-0.3373u
Al 308.215	853422x	857919x	855546x

E06062013.wvq. All Data Report 6/7/2013, 10:03:32 AM

Label	Replicates Concentration		
As 188.980	44.2663	20.6542	26.2842
B 249.678	190.342	179.746	171.241
Ba 389.178	10.4167	12.6839	11.2059
Be 313.042	-0.1577u	-0.1749u	-0.1723u
Ca 370.602	791154x	789738	798096x
Cd 226.502	11.1189	11.5468	11.7392
Co 228.615	-8.6616u	-10.6667u	-9.6857u
Cr 267.716	-1.6290	-0.9430	-2.7635
Cu 324.754	4.2634	4.1292	4.5754
Fe 271.441	965723x	973244x	972495x
K 766.491	463394x	466027x	464721x
Mg 279.078	817342x	823892x	822382x
Mn 257.610	4.2762	4.7100	4.3923
Mo 202.032	3.8528u	5.7828u	2.8661u
Na 330.237	929.383u	1089.94u	1602.43u
Ni 231.604	-5.1623	-8.4397u	-3.1907
Pb 220.353	13.3293	22.3883	6.2297
Sb 206.834	3.4432	10.6755	5.5623
Se 196.026	5.4285u	21.4328	19.7396
Sn 189.925	8.5907	13.5298	10.0391
Sr 216.596	44.5440	45.8013	43.7736
Ti 334.941	8.7960	8.1909	7.7925
Tl 190.794	-25.2636u	-51.5655u	-41.0225u
V 292.401	6.0645	4.4560	5.9684
Zn 206.200	27807.2	27951.3	27998.0

Label	Sol'n Conc.	Units	SD	%RSD	Int. (c/s)
Ag 328.068	-0.5384b	ppb	0.8546	158.7	-85.0364
Al 308.215	855629xb	ppb	2249.44	0.3	2354755
As 188.980	30.4016b	ppb	12.3328	40.6	5.1125
B 249.678	180.443b	ppb	9.5696	5.3	625.470
Ba 389.178	11.4355b	ppb	1.1509	10.1	720.398
Be 313.042	-0.1683b	ppb	0.0093	5.5	-336.437
Ca 370.602	792996xb	ppb	4473	0.6	612916
Cd 226.502	11.4683b	ppb	0.3175	2.8	1451.02
Co 228.615	-9.6713b	ppb	1.0026	10.4	-36.3352
Cr 267.716	-1.7785b	ppb	0.9194	51.7	73.2330
Cu 324.754	4.3227b	ppb	0.2289	5.3	627.313
Fe 271.441	970487xb	ppb	4143.16	0.4	723456
K 766.491	464714xb	ppb	1316.78	0.3	9013509
Mg 279.078	821206xb	ppb	3429.93	0.4	1144313
Mn 257.610	4.4595b	ppb	0.2246	5.0	4544.46
Mo 202.032	4.1672b	ppb	1.4836	35.6	1.3994
Na 330.237	1207.25b	ppb	351.523	29.1	-309.644
Ni 231.604	-5.5976b	ppb	2.6514	47.4	6.6749
Pb 220.353	13.9824b	ppb	8.0991	57.9	44.0037
Sb 206.834	6.5603b	ppb	3.7180	56.7	14.7646
Se 196.026	15.5336b	ppb	8.7922	56.6	4.9991
Sn 189.925	10.7199b	ppb	2.5390	23.7	-5.6459
Sr 216.596	44.7063b	ppb	1.0236	2.3	542.697
Ti 334.941	8.2598b	ppb	0.5053	6.1	2040.17
Tl 190.794	-39.2839b	ppb	13.2369	33.7	-46.7133
V 292.401	5.4963b	ppb	0.9022	16.4	41.0878
Zn 206.200	27918.8b	ppb	99.4362	0.4	25388.0

E06062013.wvq. All Data Report 6/7/2013, 10:03:32 AM

RINSE (Samp)	6/6/2013, 11:08:24 AM		Rack S, Tube 1
Weight: 1	Volume: 1		Dilution: 1
Label	Replicates Concentration		
Ag 328.068	0.6917	0.6267	0.7291
Al 308.215	-22.9965u	-19.1688u	-17.0993u
As 188.980	11.6536	14.8306	5.8642
B 249.678	38.8977	36.8311	35.0943
Ba 389.178	-0.1460u	1.6128	-1.3821u
Be 313.042	0.0365	0.0278	0.0300
Ca 370.602	13.71	16.09	9.787
Cd 226.502	0.1145	-0.2301u	-0.5810u
Co 228.615	0.6460	0.2739	1.2163
Cr 267.716	-0.5083u	0.0451	0.0127
Cu 324.754	-1.6062u	-1.9950u	-2.2204u
Fe 271.441	0.2421	5.6184	-7.4368u
K 766.491	8.4539	8.7202	7.2025
Mg 279.078	-6.1202u	-7.5510u	3.7765
Mn 257.610	0.0711	-0.0514u	0.0851
Mo 202.032	2.0442	-1.1716u	2.2355
Na 330.237	180.928	-51.0149u	148.357
Ni 231.604	-1.5047u	1.9033	-1.4525u
Pb 220.353	-6.2230u	-3.5926u	4.0438
Sb 206.834	9.6535	4.0383	2.5132
Se 196.026	-6.6020u	-0.1251u	0.7608
Sn 189.925	3.8724	-0.3621u	3.1821
Sr 216.596	-0.8908u	-0.8926u	-0.8231u
Ti 334.941	0.4347	0.5542	0.4892
Tl 190.794	-9.2886u	-4.7169u	-1.1852u
V 292.401	0.7663	0.1787	1.5975
Zn 206.200	-0.3147u	-2.1706u	-3.1825u

Label	Sol'n Conc.	Units	SD	%RSD	Int. (c/s)
Ag 328.068	0.6825	ppb	0.0518	7.6	-36.0787
Al 308.215	-19.7548	ppb	2.9920	15.1	1024.67
As 188.980	10.7828	ppb	4.5462	42.2	-1.0597
B 249.678	36.9410	ppb	1.9041	5.2	539.713
Ba 389.178	0.0282	ppb	1.5050	5328.8	-47.1707
Be 313.042	0.0314	ppb	0.0045	14.3	-271.193
Ca 370.602	13.20	ppb	3.182	24.1	-12.79
Cd 226.502	-0.2322	ppb	0.3478	149.8	14.1588
Co 228.615	0.7121	ppb	0.4747	66.7	5.8455
Cr 267.716	-0.1501	ppb	0.3106	206.9	4.2122
Cu 324.754	-1.9405	ppb	0.3107	16.0	292.909
Fe 271.441	-0.5254	ppb	6.5613	1248.8	11.1198
K 766.491	8.1256	ppb	0.8104	10.0	534.613
Mg 279.078	-3.2982	ppb	6.1685	187.0	37.7718
Mn 257.610	0.0349	ppb	0.0751	214.9	28.4940
Mo 202.032	1.0360	ppb	1.9142	184.8	10.8378
Na 330.237	92.7568	ppb	125.571	135.4	36.3191
Ni 231.604	-0.3513	ppb	1.9527	555.9	3.1146
Pb 220.353	-1.9239	ppb	5.3329	277.2	12.6922
Sb 206.834	5.4017	ppb	3.7603	69.6	1.7522
Se 196.026	-1.9888	ppb	4.0196	202.1	4.5696
Sn 189.925	2.2308	ppb	2.2719	101.8	-8.9553
Sr 216.596	-0.8688	ppb	0.0396	4.6	11.4575
Ti 334.941	0.4927	ppb	0.0598	12.1	47.3786
Tl 190.794	-5.0636	ppb	4.0628	80.2	-12.2702
V 292.401	0.8475	ppb	0.7129	84.1	-6.5989
Zn 206.200	-1.8893	ppb	1.4545	243.8	367.6791

E06062013.vvq. All Data Report 6/7/2013, 10:03:32 AM

mb 680-279297/1-a (Samp) **6/6/2013, 11:25:55 AM** **Rack 1, Tube 3**
Weight: 1 **Volume: 1** **Dilution: 1**

Label	Replicates Concentration		
Ag 328.068	1.3774	0.3353	1.5191
Al 308.215	-27.1343u	-20.9137u	-24.1010u
As 188.980	-5.4495u	8.7464	-4.3911u
B 249.678	15.1127	13.7284	12.3565
Ba 389.178	1.5498	-2.6370u	1.0025
Be 313.042	0.0478	0.0512	0.0585
Ca 370.602	6.309	-19.75u	-3.525u
Cd 226.502	0.1650	-0.0357u	0.0049
Co 228.615	0.7589	1.1198	0.2144
Cr 267.716	-0.1449u	0.3493	0.2442
Cu 324.754	-1.0601u	-1.8727u	-1.1319u
Fe 271.441	-1.7631u	14.4436	12.8640
K 766.491	-2.0605u	-0.9541u	-0.8658u
Mg 279.078	-2.2795u	0.3336	0.5542
Mn 257.610	0.2525	0.3054	0.5124
Mo 202.032	0.6591	0.5666	0.6616
Na 330.237	152.244	24.6171	3.1306
Ni 231.604	-1.7979u	-2.3412u	-0.1888u
Pb 220.353	4.4496	-0.9617u	-3.8978u
Sb 206.834	11.0079	10.2148	10.2097
Se 196.026	-2.9326u	-11.4587u	-3.9284u
Sn 189.925	0.9533	2.9510	-4.8615u
Sr 216.596	-0.4920u	-1.2227u	-1.4565u
Ti 334.941	0.1132	0.1139	-0.0321u
Tl 190.794	-1.9831u	-2.2055u	2.9437
V 292.401	0.9001	0.0599	1.0872
Zn 206.200	-1.6403u	-0.4254u	0.2712

Label	Sol'n Conc.	Units	SD	%RSD	Int. (c/s)
Ag 328.068	1.0773	ppb	0.6464	60.0	-22.8382
Al 308.215	-24.0497	ppb	3.1106	12.9	1012.86
As 188.980	-0.3647	ppb	7.9082	2168.2	-4.9011
B 249.678	13.7325	ppb	1.3781	10.0	270.144
Ba 389.178	-0.0282	ppb	2.2758	8064.6	-47.4632
Be 313.042	0.0525	ppb	0.0054	10.4	-244.061
Ca 370.602	-5.656	ppb	13.16	232.7	-27.80
Cd 226.502	0.0447	ppb	0.1061	237.2	19.0934
Co 228.615	0.6977	ppb	0.4558	65.3	5.7660
Cr 267.716	0.1495	ppb	0.2603	174.1	10.3923
Cu 324.754	-1.3549	ppb	0.4499	33.2	309.147
Fe 271.441	8.5149	ppb	8.9359	104.9	17.8562
K 766.491	-1.2935	ppb	0.6657	51.5	351.931
Mg 279.078	-0.4639	ppb	1.5762	339.8	41.7175
Mn 257.610	0.3568	ppb	0.1374	38.5	60.8601
Mo 202.032	0.6291	ppb	0.0542	8.6	9.7806
Na 330.237	59.9972	ppb	80.6072	134.4	35.4097
Ni 231.604	-1.4426	ppb	1.1193	77.6	1.6315
Pb 220.353	-0.1366	ppb	4.2344	3099.3	13.8585
Sb 206.834	10.4775	ppb	0.4594	4.4	4.5728
Se 196.026	-6.1066	ppb	4.6618	76.3	2.9955
Sn 189.925	-0.3190	ppb	4.0587	1272.2	-9.9089
Sr 216.596	-1.0571	ppb	0.5031	47.6	10.7140
Ti 334.941	0.0650	ppb	0.0841	129.3	7.7618
Tl 190.794	-0.4150	ppb	2.9108	701.4	-10.6203
V 292.401	0.6824	ppb	0.5471	80.2	-8.2163
Zn 206.200	-0.5982	ppb	0.9674	161.7	6.8518

E06062013.wvq. All Data Report 6/7/2013, 10:03:32 AM

ics 680-279297/2-a (Samp) 6/6/2013, 11:32:42 AM Rack 1, Tube 4
 Weight: 1 Volume: 1 Dilution: 1

Label	Replicates Concentration		
Ag 328.068	94.3456	92.0983	92.6614
Al 308.215	8871.13	8820.11	8881.67
As 188.980	189.474	186.502	189.108
B 249.678	380.536	380.316	384.840
Ba 389.178	182.644	179.724	179.434
Be 313.042	90.3808	89.6755	90.4141
Ca 370.602	8974	8933	9049
Cd 226.502	92.0520	91.1997	91.5231
Co 228.615	90.2560	90.3193	91.6087
Cr 267.716	180.764	180.169	181.861
Cu 324.754	180.370	180.426	183.181
Fe 271.441	8739.57	8665.07	8759.32
K 766.491	10283.7	10222.9	10321.9
Mg 279.078	8888.29	8837.69	8893.33
Mn 257.610	917.097	913.757	923.397
Mo 202.032	189.047	184.226	189.728
Na 330.237	119315x	118705x	119874x
Ni 231.604	177.555	175.966	177.107
Pb 220.353	96.7352	85.9349	92.8182
Sb 206.834	88.4097	91.4421	92.9636
Se 196.026	182.640	189.313	180.683
Sn 189.925	358.482	348.204	357.548
Sr 216.596	181.544	180.606	183.353
Ti 334.941	180.067	178.969	180.765
Tl 190.794	61.9093	72.8374	71.5449
V 292.401	184.753	183.667	184.348
Zn 206.200	178.593	177.515	177.951

Label	Sol'n Conc.	Units	SD	%RSD	Int. (c/s)
Ag 328.068	93.0351b	ppb	1.1693	1.3	3058.52
Al 308.215	8857.64b	ppb	32.9204	0.4	25433.5
As 188.980	188.361b	ppb	1.6209	0.9	60.1079
B 249.678	381.897b	ppb	2.5505	0.7	4532.32
Ba 389.178	180.600b	ppb	1.7756	1.0	895.713
Be 313.042	90.1568b	ppb	0.4171	0.5	115622
Ca 370.602	8985b	ppb	58.76	0.7	6999
Cd 226.502	91.5916b	ppb	0.4303	0.5	1662.63
Co 228.615	90.7280b	ppb	0.7634	0.8	518.304
Cr 267.716	180.932b	ppb	0.8584	0.5	3741.53
Cu 324.754	181.326b	ppb	1.6072	0.9	5379.71
Fe 271.441	8721.32b	ppb	49.7073	0.6	6518.67
K 766.491	10276.2b	ppb	49.9391	0.5	199683
Mg 279.078	8873.11b	ppb	30.7696	0.3	12396.3
Mn 257.610	918.084b	ppb	4.8952	0.5	92377.1
Mo 202.032	187.667b	ppb	2.9995	1.6	495.510
Na 330.237	119298xb	ppb	585.039	0.5	3310.30
Ni 231.604	176.876b	ppb	0.8192	0.5	243.945
Pb 220.353	91.8294b	ppb	5.4676	6.0	73.9661
Sb 206.834	90.9385b	ppb	2.3183	2.5	49.3446
Se 196.026	184.212b	ppb	4.5247	2.5	75.8694
Sn 189.925	354.745b	ppb	5.6835	1.6	122.901
Sr 216.596	181.834b	ppb	1.3964	0.8	739.490
Ti 334.941	179.934b	ppb	0.9056	0.5	16680.8
Tl 190.794	68.7639b	ppb	5.9713	8.7	13.6773
V 292.401	184.256b	ppb	0.5487	0.3	1794.88
Zn 206.200	178.020b	ppb	0.5420	0.3	168.842

E06062013.wvq. All Data Report 6/7/2013, 10:03:32 AM

lb 680-279062/3-c (Samp) **6/6/2013, 11:37:17 AM** **Rack 1, Tube 5**
Weight: 1 **Volume: 1** **Dilution: 1**

Label	Replicates Concentration		
Ag 328.068	0.5162	0.5489	0.5725
Al 308.215	-13.4431u	-13.6936u	-13.5696u
As 188.980	-1.2087u	-3.0122u	11.0130
B 249.678	45.0971	44.9528	44.9272
Ba 389.178	-0.3233u	1.8339	1.6690
Be 313.042	0.0431	0.0429	0.0422
Ca 370.602	352.4	343.4	348.7
Cd 226.502	-0.2559u	0.2285	-0.1608u
Co 228.615	-0.6683u	-0.1377u	-0.2557u
Cr 267.716	-0.4997u	0.7247	-0.4405u
Cu 324.754	-1.7186u	-1.4403u	-2.0339u
Fe 271.441	-5.7784u	-9.4433u	9.3828
K 766.491	123.753	126.576	128.174
Mg 279.078	59.8743	58.0916	59.5125
Mn 257.610	0.0713	0.1344	0.1351
Mo 202.032	1.2801	0.9414	-0.5714u
Na 330.237	149670x	151357x	153038x
Ni 231.604	-0.8698u	2.6436	-4.3357u
Pb 220.353	-4.3062u	7.7566	8.1857
Sb 206.834	2.2968	6.7327	2.4574
Se 196.026	-1.1038u	-6.1702u	-1.0161u
Sn 189.925	-1.1463u	4.6402	1.4796
Sr 216.596	1.3359	-0.4377u	-1.0556u
Ti 334.941	-0.0504u	0.0510	-0.1943u
Tl 190.794	7.0453	1.9674	-5.0910u
V 292.401	0.2997	0.4968	0.4693
Zn 206.200	0.8380	-0.1816u	-1.1505u

Label	Sol'n Conc.	Units	SD	%RSD	Int. (c/s)
Ag 328.068	0.5459b	ppb	0.0283	5.2	-40.6746
Al 308.215	-13.5688b	ppb	0.1253	0.9	1041.72
As 188.980	2.2641b	ppb	7.6303	337.0	-3.9952
B 249.678	44.9923b	ppb	0.0916	0.2	633.243
Ba 389.178	1.0599b	ppb	1.2007	113.3	-41.7931
Be 313.042	0.0427b	ppb	0.0004	1.0	-268.101
Ca 370.602	348.2b	ppb	4.561	1.3	254.4
Cd 226.502	-0.0627b	ppb	0.2566	409.0	16.7815
Co 228.615	-0.3539b	ppb	0.2786	78.7	-0.2238
Cr 267.716	-0.0718b	ppb	0.6905	961.3	6.9502
Cu 324.754	-1.7309b	ppb	0.2970	17.2	298.715
Fe 271.441	-1.9463b	ppb	9.9809	512.8	9.9998
K 766.491	126.168b	ppb	2.2390	1.8	2824.04
Mg 279.078	59.1595b	ppb	0.9423	1.6	124.802
Mn 257.610	0.1136b	ppb	0.0367	32.3	36.2728
Mo 202.032	0.5500b	ppb	0.9858	179.2	9.5754
Na 330.237	151355xb	ppb	1683.79	1.1	4194.75
Ni 231.604	-0.8540b	ppb	3.4897	408.6	2.4325
Pb 220.353	3.8787b	ppb	7.0916	182.8	16.4782
Sb 206.834	3.8290b	ppb	2.5160	65.7	0.8837
Se 196.026	-2.7634b	ppb	2.9507	106.8	4.2735
Sn 189.925	1.6578b	ppb	2.8974	174.8	-9.1461
Sr 216.596	-0.0525b	ppb	1.2414	2365.3	14.7218
Ti 334.941	-0.0646b	ppb	0.1232	190.9	-7.9367
Tl 190.794	1.3072b	ppb	6.0950	466.3	-10.0101
V 292.401	0.4219b	ppb	0.1068	25.3	-11.2019
Zn 206.200	-0.1647b	ppb	0.9943	603.7	-7.2461

E06062013.wvq. All Data Report 6/7/2013, 10:03:32 AM

680-90894-a-1-c (Samp) **6/6/2013, 11:41:52 AM** **Rack 1, Tube 6**
Weight: 1 **Volume: 1** **Dilution: 1**

Label	Replicates Concentration		
Ag 328.068	0.4815	0.4055	0.5495
Al 308.215	-3.4893u	-8.0865u	-2.0985u
As 188.980	0.2573	3.7513	-1.7781u
B 249.678	24.3003	23.6233	24.1934
Ba 389.178	5.5930	0.1115	1.5935
Be 313.042	0.0544	0.0569	0.0487
Ca 370.602	5743	5685	5793
Cd 226.502	0.0221	-0.4616u	0.6129
Co 228.615	1.0883	-0.0557u	1.0268
Cr 267.716	0.5265	0.1210	0.7266
Cu 324.754	-0.0111u	-1.2636u	-1.1235u
Fe 271.441	6.9052	4.6599	1.1818
K 766.491	511.788	502.563	516.612
Mg 279.078	606.681	608.283	608.942
Mn 257.610	2068.02	2054.81	2085.39
Mo 202.032	0.9045	0.1234	-0.9716u
Na 330.237	141662x	140659x	142359x
Ni 231.604	0.6255	-3.9294u	1.4669
Pb 220.353	-0.5850u	-7.3655u	-4.6391u
Sb 206.834	-4.8972u	8.0542	1.4127
Se 196.026	-9.7938u	2.4574	-13.4583u
Sn 189.925	1.7092	-0.4310u	2.8553
Sr 216.596	21.2911	23.5012	24.8220
Ti 334.941	-0.0492u	0.0544	0.0015u
Tl 190.794	-3.1519u	-9.9721u	-3.6113u
V 292.401	0.2645	0.0399u	-0.0602u
Zn 206.200	33.6954	34.2310	34.5958

Label	Sol'n Conc.	Units	SD	%RSD	Int. (c/s)
Ag 328.068	0.4789b	ppb	0.0720	15.0	-39.1644
Al 308.215	-4.5581b	ppb	3.1338	68.8	1066.51
As 188.980	0.7435b	ppb	2.7966	376.1	-4.5190
B 249.678	24.0390b	ppb	0.3640	1.5	389.867
Ba 389.178	2.4327b	ppb	2.8355	116.6	-34.3722
Be 313.042	0.0534b	ppb	0.0042	7.9	-252.761
Ca 370.602	5740b	ppb	53.79	0.9	4570
Cd 226.502	0.0578b	ppb	0.5382	931.2	18.9568
Co 228.615	0.6865b	ppb	0.6435	93.7	5.7082
Cr 267.716	0.4580b	ppb	0.3085	67.4	21.6487
Cu 324.754	-0.7994b	ppb	0.6862	85.8	324.551
Fe 271.441	4.2490b	ppb	2.8838	67.9	14.6766
K 766.491	510.321b	ppb	7.1383	1.4	10274.7
Mg 279.078	607.969b	ppb	1.1630	0.2	867.627
Mn 257.610	2069.41b	ppb	15.3346	0.7	208099
Mo 202.032	0.0188b	ppb	0.9424	5017.2	8.1952
Na 330.237	141560xb	ppb	854.329	0.6	3925.21
Ni 231.604	-0.6123b	ppb	2.9033	474.2	2.7598
Pb 220.353	-4.1965b	ppb	3.4118	81.3	11.3854
Sb 206.834	1.5232b	ppb	6.4764	425.2	-0.3891
Se 196.026	-6.9316b	ppb	8.3350	120.2	3.0758
Sn 189.925	1.3779b	ppb	1.6680	121.1	-9.2512
Sr 216.596	23.2048b	ppb	1.7840	7.7	107.447
Ti 334.941	0.0022b	ppb	0.0518	2325.1	-0.7117
Tl 190.794	-5.5784b	ppb	3.8119	68.3	-12.7951
V 292.401	0.0814b	ppb	0.1663	204.3	-14.5340
Zn 206.200	34.1741b	ppb	0.4529	2471.3	387.4539

E06062013.wvq. All Data Report 6/7/2013, 10:03:32 AM

680-90894-a-2-g (Samp) **6/6/2013, 11:46:27 AM** **Rack 1, Tube 7**
Weight: 1 **Volume: 1** **Dilution: 1**

Label	Replicates Concentration		
Ag 328.068	0.2137	0.2464	0.3772
Al 308.215	34.8693	33.1025	34.5204
As 188.980	6.6065	0.1269	-8.2473u
B 249.678	49.8985	50.1530	49.3453
Ba 389.178	18.1733	14.4686	17.4232
Be 313.042	0.0396	0.0449	0.0548
Ca 370.602	4076	4068	4016
Cd 226.502	-0.0858u	-0.0424u	0.1865
Co 228.615	0.5044	1.1465	0.6830
Cr 267.716	0.4306	0.1848	0.2284
Cu 324.754	-0.4546u	-0.2923u	-0.7169u
Fe 271.441	80.1106	77.6031	81.3395
K 766.491	856.084	855.340	842.821
Mg 279.078	1157.08	1164.42	1154.76
Mn 257.610	110.372	110.222	109.241
Mo 202.032	1.0655	1.6454	1.0027
Na 330.237	114764x	115172x	114863x
Ni 231.604	-2.9594u	-0.0898u	-1.5809u
Pb 220.353	0.8402	2.1280	10.4960
Sb 206.834	5.0073	13.9294	13.5371
Se 196.026	-7.8333u	11.4656	0.4343
Sn 189.925	-4.7180u	4.1042	-1.1001u
Sr 216.596	19.7800	17.2299	17.0050
Ti 334.941	1.4156	1.4857	1.4316
Tl 190.794	-7.3850u	-8.1931u	-7.7065u
V 292.401	1.2303	1.3566	1.5384
Zn 206.200	54.0789	52.6274	55.1113

Label	Sol'n Conc.	Units	SD	%RSD	Int. (c/s)
Ag 328.068	0.2791b	ppb	0.0865	31.0	-49.7755
Al 308.215	34.1641b	ppb	0.9358	2.7	1172.95
As 188.980	-0.5046b	ppb	7.4470	1475.7	-4.9495
B 249.678	49.7989b	ppb	0.4130	0.8	688.951
Ba 389.178	16.6884b	ppb	1.9586	11.7	39.8220
Be 313.042	0.0464b	ppb	0.0077	16.6	-259.871
Ca 370.602	4054b	ppb	32.81	0.8	3209
Cd 226.502	0.0194b	ppb	0.1463	752.9	18.4438
Co 228.615	0.7780b	ppb	0.3315	42.6	6.2316
Cr 267.716	0.2813b	ppb	0.1312	46.6	14.1711
Cu 324.754	-0.4880b	ppb	0.2143	43.9	333.213
Fe 271.441	79.6844b	ppb	1.9043	2.4	70.9188
K 766.491	851.415b	ppb	7.4518	0.9	16890.2
Mg 279.078	1158.75b	ppb	5.0408	0.4	1655.89
Mn 257.610	109.945b	ppb	0.6141	0.6	11083.6
Mo 202.032	1.2379b	ppb	0.3544	28.6	11.3607
Na 330.237	114933xb	ppb	212.621	0.2	3193.02
Ni 231.604	-1.5434b	ppb	1.4352	93.0	1.4953
Pb 220.353	4.4881b	ppb	5.2427	116.8	16.8858
Sb 206.834	10.8246b	ppb	5.0417	46.6	4.7624
Se 196.026	1.3556b	ppb	9.6824	714.3	5.8686
Sn 189.925	-0.5713b	ppb	4.4348	776.3	-9.9847
Sr 216.596	18.0050b	ppb	1.5414	8.6	86.7250
Ti 334.941	1.4443b	ppb	0.0367	2.5	134.394
Tl 190.794	-7.7615b	ppb	0.4069	5.2	-13.2474
V 292.401	1.3751b	ppb	0.1549	11.3	-1.7078
Zn 206.200	53.9392b	ppb	1.2478	2.3	56.4191

E06062013.wvq. All Data Report 6/7/2013, 10:03:32 AM

680-90894-a-2-gSD^5 (Samp) **6/6/2013, 11:51:02 AM** **Rack 1, Tube 8**
Weight: 1 **Volume: 1** **Dilution: 1**

Label	Replicates Concentration		
Ag 328.068	0.7146	1.0137	1.2847
Al 308.215	-7.4619u	-14.8266u	-9.4196u
As 188.980	3.2035	1.3391	-8.7067u
B 249.678	12.9437	12.3596	12.4499
Ba 389.178	0.4954	2.0270	2.5353
Be 313.042	0.0417	0.0394	0.0433
Ca 370.602	935.3	895.8	897.8
Cd 226.502	0.0985	-0.1517u	-0.0143u
Co 228.615	0.6623	-0.0791u	0.4134
Cr 267.716	-0.2024u	-0.4707u	-0.5503u
Cu 324.754	-1.6166u	-1.3487u	-1.7933u
Fe 271.441	27.1918	17.3414	12.5761
K 766.491	162.031	155.184	155.445
Mg 279.078	268.794	251.817	251.727
Mn 257.610	25.4832	24.3448	24.3768
Mo 202.032	-1.1202u	-0.0021u	-1.0256u
Na 330.237	24428.7	23845.6	23160.0
Ni 231.604	-0.6934u	-0.3379u	-0.8323u
Pb 220.353	3.6188	-0.2174u	4.4454
Sb 206.834	3.4555	9.9711	7.4483
Se 196.026	-3.2731u	-5.2377u	-10.0016u
Sn 189.925	1.8973	-3.0990u	4.2828
Sr 216.596	2.7972	5.8244	2.6212
Ti 334.941	0.2294	0.4469	0.3553
Tl 190.794	8.1380	0.8885	-0.3372u
V 292.401	0.2248	-0.6462u	1.1072
Zn 206.200	12.0774	11.1925	11.3520

Label	Sol'n Conc.	Units	SD	%RSD	Int. (c/s)
Ag 328.068	1.0043	ppb	0.2852	28.4	-25.3371
Al 308.215	-10.5694	ppb	3.8146	36.1	1049.94
As 188.980	-1.3880	ppb	6.4064	461.5	-5.2536
B 249.678	12.5844	ppb	0.3144	2.5	256.788
Ba 389.178	1.6859	ppb	1.0619	63.0	-38.4320
Be 313.042	0.0415	ppb	0.0019	4.7	-259.708
Ca 370.602	909.7	ppb	22.28	2.4	702.2
Cd 226.502	-0.0225	ppb	0.1253	556.7	17.8501
Co 228.615	0.3322	ppb	0.3773	113.6	3.7040
Cr 267.716	-0.4078	ppb	0.1823	44.7	-0.8774
Cu 324.754	-1.5862	ppb	0.2239	14.1	302.716
Fe 271.441	19.0364	ppb	7.4538	39.2	25.6792
K 766.491	157.553	ppb	3.8801	2.5	3432.76
Mg 279.078	257.446	ppb	9.8283	3.8	400.848
Mn 257.610	24.7349	ppb	0.6483	2.6	2512.89
Mo 202.032	-0.7160	ppb	0.6200	86.6	6.2856
Na 330.237	23811.4	ppb	635.015	2.7	688.278
Ni 231.604	-0.6212	ppb	0.2550	41.0	2.7482
Pb 220.353	2.6156	ppb	2.4880	95.1	15.6570
Sb 206.834	6.9583	ppb	3.2853	47.2	2.6268
Se 196.026	-6.1708	ppb	3.4600	56.1	2.9755
Sn 189.925	1.0271	ppb	3.7671	366.8	-9.4016
Sr 216.596	3.7476	ppb	1.8007	48.1	29.8722
Ti 334.941	0.3439	ppb	0.1092	31.8	33.3870
Tl 190.794	2.8964	ppb	4.5805	158.1	-9.4495
V 292.401	0.2286	ppb	0.8767	383.5	-12.6818
Zn 206.200	11.5406	ppb	0.4716	4.1	37.8857

E06062013.wvq. All Data Report 6/7/2013, 10:03:32 AM

680-90894-a-2-gPDS (Samp) **6/6/2013, 11:55:38 AM** **Rack 1, Tube 9**
Weight: 1 **Volume: 1** **Dilution: 1**

Label	Replicates Concentration		
Ag 328.068	49.4467	49.0533	49.1916
Al 308.215	1927.47	1928.25	1927.81
As 188.980	2027.36	2027.48	2038.50
B 249.678	1017.21	1024.02	1026.46
Ba 389.178	2018.54	2009.93	2013.24
Be 313.042	48.0128	48.0564	48.0939
Ca 370.602	8953	9028	9005
Cd 226.502	48.9639	48.7767	49.6354
Co 228.615	488.605	491.268	489.275
Cr 267.716	196.907	196.896	196.718
Cu 324.754	245.237	247.150	245.683
Fe 271.441	1031.25	1038.07	1038.40
K 766.491	6801.04	6794.59	6778.03
Mg 279.078	6095.35	6105.40	6112.17
Mn 257.610	610.934	612.716	612.582
Mo 202.032	529.450	529.932	536.367
Na 330.237	119170x	119212x	120042x
Ni 231.604	480.427	479.093	484.617
Pb 220.353	506.667	504.760	512.351
Sb 206.834	468.124	472.401	466.491
Se 196.026	1965.96	1963.06	1980.32
Sn 189.925	996.010	1009.92	1015.82
Sr 216.596	534.941	532.186	539.374
Ti 334.941	997.268	998.546	997.963
Tl 190.794	2058.76	2067.66	2065.32
V 292.401	496.914	497.878	496.475
Zn 206.200	531.117	530.636	533.765

Label	Sol'n Conc.	Units	SD	%RSD	Int. (c/s)
Ag 328.068	49.2305b	ppb	0.1995	0.4	1583.18
Al 308.215	1927.85b	ppb	0.3916	0.0	6347.59
As 188.980	2031.11b	ppb	6.3973	0.3	695.075
B 249.678	1022.56b	ppb	4.7930	0.5	11986.3
Ba 389.178	2013.91b	ppb	4.3428	0.2	10389.2
Be 313.042	48.0544b	ppb	0.0406	0.1	61422.0
Ca 370.602	8995b	ppb	38.16	0.4	7270
Cd 226.502	49.1253b	ppb	0.4515	0.9	895.561
Co 228.615	489.716b	ppb	1.3853	0.3	2794.78
Cr 267.716	196.840b	ppb	0.1061	0.1	4067.83
Cu 324.754	246.023b	ppb	1.0009	0.4	7176.57
Fe 271.441	1035.90b	ppb	4.0338	0.4	813.296
K 766.491	6791.22b	ppb	11.8710	0.2	132093
Mg 279.078	6104.31b	ppb	8.4621	0.1	8541.79
Mn 257.610	612.078b	ppb	0.9924	0.2	61590.2
Mo 202.032	531.916b	ppb	3.8621	0.7	1389.96
Na 330.237	119475xb	ppb	491.855	0.4	3312.02
Ni 231.604	481.379b	ppb	2.8823	0.6	657.212
Pb 220.353	507.926b	ppb	3.9492	0.8	344.828
Sb 206.834	469.005b	ppb	3.0516	0.7	256.596
Se 196.026	1969.78b	ppb	9.2395	0.5	758.445
Sn 189.925	1007.25b	ppb	10.1718	1.0	366.931
Sr 216.596	535.500b	ppb	3.6264	0.7	2140.33
Ti 334.941	997.926b	ppb	0.6396	0.1	92451.6
Tl 190.794	2063.91b	ppb	4.6129	0.2	722.431
V 292.401	497.089b	ppb	0.7177	0.1	4875.08
Zn 206.200	531.839b	ppb	1.6847	0.3	499.333

E06062013.vvq. All Data Report 6/7/2013, 10:03:32 AM

680-90894-a-2-j ms (Samp) 6/6/2013, 12:00:15 PM Rack 1, Tube 10**Weight: 1****Volume: 1****Dilution: 1**

Label	Replicates Concentration		
Ag 328.068	97.4044	97.4609	98.8083
Al 308.215	1024.26	1033.38	1017.64
As 188.980	110.231	105.038	104.776
B 249.678	247.089	248.569	245.472
Ba 389.178	111.053	109.800	112.985
Be 313.042	96.5373	96.9678	96.4757
Ca 370.602	13489	13538	13402
Cd 226.502	98.8553	98.0938	98.7589
Co 228.615	97.0044	97.1375	97.2832
Cr 267.716	98.7452	98.2410	97.5473
Cu 324.754	97.3798	100.363	98.8989
Fe 271.441	9582.66	9615.25	9606.70
K 766.491	12015.2	12078.0	11992.8
Mg 279.078	10613.8	10665.7	10611.8
Mn 257.610	1106.32	1110.37	1104.99
Mo 202.032	100.878	102.585	100.965
Na 330.237	121716x	121487x	121000x
Ni 231.604	97.0510	93.5658	95.1031
Pb 220.353	105.709	105.846	103.703
Sb 206.834	99.6121	90.3777	103.223
Se 196.026	97.9276	108.661	90.7493
Sn 189.925	91.7595	90.0335	96.4565
Sr 216.596	116.980	118.392	114.660
Ti 334.941	99.2633	99.5585	98.6570
Tl 190.794	2.7829	8.4947	9.5592
V 292.401	99.6526	99.4100	100.003
Zn 206.200	148.404	145.522	150.515

Label	Sol'n Conc.	Units	SD	%RSD	Int. (c/s)
Ag 328.068	97.8912b	ppb	0.7948	0.8	3222.72
Al 308.215	1025.09b	ppb	7.9006	0.8	3891.87
As 188.980	106.681b	ppb	3.0764	2.9	31.9252
B 249.678	247.043b	ppb	1.5489	0.6	2964.48
Ba 389.178	111.279b	ppb	1.6046	1.4	537.734
Be 313.042	96.6603b	ppb	0.2681	0.3	123998
Ca 370.602	13476b	ppb	68.69	0.5	10553
Cd 226.502	98.5694b	ppb	0.4147	0.4	1788.21
Co 228.615	97.1417b	ppb	0.1395	0.1	555.080
Cr 267.716	98.1778b	ppb	0.6014	0.6	2035.43
Cu 324.754	98.8805b	ppb	1.4917	1.5	3092.11
Fe 271.441	9601.54b	ppb	16.9004	0.2	7174.81
K 766.491	12028.7b	ppb	44.1671	0.4	233673
Mg 279.078	10630.4b	ppb	30.5884	0.3	14844.8
Mn 257.610	1107.23b	ppb	2.8051	0.3	111402
Mo 202.032	101.476b	ppb	0.9612	0.9	271.587
Na 330.237	121401xb	ppb	365.636	0.3	3368.37
Ni 231.604	95.2400b	ppb	1.7466	1.8	133.012
Pb 220.353	105.086b	ppb	1.1996	1.1	82.7732
Sb 206.834	97.7377b	ppb	6.6248	6.8	53.3242
Se 196.026	99.1126b	ppb	9.0144	9.1	43.3681
Sn 189.925	92.7498b	ppb	3.3241	3.6	24.9191
Sr 216.596	116.677b	ppb	1.8843	1.6	481.681
Ti 334.941	99.1596b	ppb	0.4596	0.5	9200.63
Tl 190.794	6.9456b	ppb	3.6441	52.5	-8.3098
V 292.401	99.6886b	ppb	0.2983	0.3	964.121
Zn 206.200	148.147b	ppb	2.5063	1.7	141.883

E06062013.wvq. All Data Report 6/7/2013, 10:03:32 AM

680-90894-a-2-k msd (Samp) **6/6/2013, 12:04:51 PM** **Rack 1, Tube 11**
Weight: 1 **Volume: 1** **Dilution: 1**

Label	Replicates Concentration		
Ag 328.068	82.2996	84.6250	82.4614
Al 308.215	874.664	871.225	863.711
As 188.980	87.9801	87.7654	82.2785
B 249.678	207.198	208.136	207.969
Ba 389.178	90.5156	93.1729	91.9707
Be 313.042	82.9126	83.0632	82.8230
Ca 370.602	11407	11442	11371
Cd 226.502	84.4661	85.0853	84.3295
Co 228.615	82.7800	81.8823	81.2680
Cr 267.716	83.6235	83.5277	83.5521
Cu 324.754	85.0345	85.8167	85.0739
Fe 271.441	8214.64	8214.51	8199.64
K 766.491	9805.39	9786.54	9760.78
Mg 279.078	9071.03	9112.92	9066.34
Mn 257.610	943.485	947.131	942.952
Mo 202.032	87.9364	88.4275	87.4607
Na 330.237	99583.1x	99618.5x	99234.3x
Ni 231.604	77.8364	81.1706	80.4107
Pb 220.353	90.5979	90.2198	86.9879
Sb 206.834	97.1280	97.5772	78.5971
Se 196.026	82.6584	89.6483	82.9520
Sn 189.925	80.9754	77.5489	79.1961
Sr 216.596	99.4061	99.8543	99.2979
Ti 334.941	84.3729	84.8176	84.4462
Tl 190.794	15.1990	9.5787	19.3398
V 292.401	86.8473	86.8803	86.5738
Zn 206.200	124.272	124.834	125.970

Label	Sol'n Conc.	Units	SD	%RSD	Int. (c/s)
Ag 328.068	83.1287b	ppb	1.2984	1.6	2727.81
Al 308.215	869.867b	ppb	5.6015	0.6	3465.82
As 188.980	86.0080b	ppb	3.2316	3.8	24.8099
B 249.678	207.768b	ppb	0.5002	0.2	2510.55
Ba 389.178	91.8864b	ppb	1.3306	1.4	436.026
Be 313.042	82.9329b	ppb	0.1214	0.1	106344
Ca 370.602	11407b	ppb	35.12	0.3	8928
Cd 226.502	84.6270b	ppb	0.4028	0.5	1537.83
Co 228.615	81.9768b	ppb	0.7604	0.9	468.689
Cr 267.716	83.5678b	ppb	0.0498	0.1	1733.59
Cu 324.754	85.3083b	ppb	0.4406	0.5	2715.27
Fe 271.441	8209.60b	ppb	8.6216	0.1	6136.28
K 766.491	9784.24b	ppb	22.3965	0.2	190142
Mg 279.078	9083.43b	ppb	25.6484	0.3	12690.7
Mn 257.610	944.523b	ppb	2.2742	0.2	95035.7
Mo 202.032	87.9415b	ppb	0.4834	0.5	236.452
Na 330.237	99478.6xb	ppb	212.311	0.2	2766.11
Ni 231.604	79.8059b	ppb	1.7474	2.2	112.040
Pb 220.353	89.2685b	ppb	1.9841	2.2	72.4146
Sb 206.834	91.1008b	ppb	10.8308	11.9	49.5853
Se 196.026	85.0863b	ppb	3.9536	4.6	37.9840
Sn 189.925	79.2401b	ppb	1.7137	2.2	19.8628
Sr 216.596	99.5195b	ppb	0.2950	0.3	413.046
Ti 334.941	84.5456b	ppb	0.2384	0.3	7845.04
Tl 190.794	14.7058b	ppb	4.8992	33.3	-5.5126
V 292.401	86.7671b	ppb	0.1682	0.2	837.287
Zn 206.200	125.025b	ppb	0.8648	0.7	129.892

E06062013.vvq. All Data Report 6/7/2013, 10:03:32 AM

mb 680-279302/1-a (Samp) **6/6/2013, 12:09:27 PM** **Rack 1, Tube 12**
Weight: 1 **Volume: 1** **Dilution: 1**

Label	Replicates Concentration		
Ag 328.068	0.2326	0.7479	-0.0354u
Al 308.215	-39.3802u	-45.3276u	-35.1026u
As 188.980	3.9250	5.5351	-1.7179u
B 249.678	10.7551	9.8787	9.5738
Ba 389.178	1.1275	0.9564	1.8509
Be 313.042	0.0510	0.0498	0.0435
Ca 370.602	-1.820u	-10.81u	-11.93u
Cd 226.502	-0.3871u	-0.2318u	-0.0992u
Co 228.615	0.9814	-0.3778u	0.4265
Cr 267.716	-0.2766u	0.0929	0.0738
Cu 324.754	-2.8292u	-2.7435u	-1.9727u
Fe 271.441	1.8732	-1.7547u	0.1732
K 766.491	-1.0732u	-0.6993u	-1.3917u
Mg 279.078	-10.3211u	0.6883	1.5298
Mn 257.610	0.4302	0.4714	0.6507
Mo 202.032	-0.6827u	1.3681	1.9569
Na 330.237	-131.314u	-285.103u	-229.190u
Ni 231.604	-1.6388u	0.2183	-0.9778u
Pb 220.353	-8.1230u	-1.1944u	0.3877
Sb 206.834	8.0108	10.2894	11.4129
Se 196.026	-8.5999u	-2.8807u	-7.3596u
Sn 189.925	3.8179	-4.0422u	-4.3098u
Sr 216.596	-0.4339u	-1.0518u	0.0603
Ti 334.941	-0.0322u	-0.0537u	0.0367
Tl 190.794	0.0673	-2.6069u	-0.6102u
V 292.401	-0.7493u	0.0446	0.3085
Zn 206.200	-0.6477u	-2.2674u	-3.1507u

Label	Sol'n Conc.	Units	SD	%RSD	Int. (c/s)
Ag 328.068	0.3151	ppb	0.3981	126.4	-48.4048
Al 308.215	-39.9368	ppb	5.1352	12.9	969.232
As 188.980	2.5807	ppb	3.8088	147.6	-3.8861
B 249.678	10.0692	ppb	0.6133	6.1	227.609
Ba 389.178	1.3116	ppb	0.4749	36.2	-40.5269
Be 313.042	0.0481	ppb	0.0040	8.4	-249.726
Ca 370.602	-8.186	ppb	5.542	67.7	-29.64
Cd 226.502	-0.2394	ppb	0.1441	60.2	14.0146
Co 228.615	0.3434	ppb	0.6834	199.0	3.7426
Cr 267.716	-0.0366	ppb	0.2080	567.9	6.5528
Cu 324.754	-2.5151	ppb	0.4717	18.8	276.972
Fe 271.441	0.0972	ppb	1.8152	1866.6	11.5610
K 766.491	-1.0548	ppb	0.3465	32.9	356.561
Mg 279.078	-2.7010	ppb	6.6126	244.8	38.5991
Mn 257.610	0.5174	ppb	0.1173	22.7	76.9950
Mo 202.032	0.8808	ppb	1.3857	157.3	10.4353
Na 330.237	-215.202	ppb	77.8425	36.2	27.8578
Ni 231.604	-0.7995	ppb	0.9413	117.7	2.5058
Pb 220.353	-2.9766	ppb	4.5266	152.1	12.0054
Sb 206.834	9.9044	ppb	1.7334	17.5	4.2516
Se 196.026	-6.2801	ppb	3.0085	47.9	2.9293
Sn 189.925	-1.5114	ppb	4.6172	305.5	-10.3549
Sr 216.596	-0.4751	ppb	0.5572	117.3	13.0243
Ti 334.941	-0.0164	ppb	0.0472	287.8	0.2250
Tl 190.794	-1.0500	ppb	1.3903	132.4	-10.8460
V 292.401	-0.1321	ppb	0.5506	416.9	-16.2948
Zn 206.200	-2.0219	ppb	1.2694	62.8	5.5582

E06062013.wvq. All Data Report 6/7/2013, 10:03:32 AM

ics 680-279302/2-a (Samp) 6/6/2013, 12:23:10 PM Rack 1, Tube 15
 Weight: 1 Volume: 1 Dilution: 1

Label	Replicates Concentration		
Ag 328.068	51.0038	50.7518	50.9773
Al 308.215	4784.94	4823.12	4776.28
As 188.980	99.8502	110.743	102.663
B 249.678	195.319	197.663	196.862
Ba 389.178	98.5297	102.529	103.369
Be 313.042	50.0283	50.3724	49.7987
Ca 370.602	4794	4845	4746
Cd 226.502	50.3020	50.4672	50.3598
Co 228.615	48.7837	50.3714	49.8099
Cr 267.716	98.9061	100.686	99.1782
Cu 324.754	97.6116	99.4078	95.7226
Fe 271.441	4848.35	4874.47	4857.58
K 766.491	5209.71	5249.58	5174.30
Mg 279.078	4906.16	4944.46	4882.49
Mn 257.610	512.872	516.381	510.255
Mo 202.032	98.2161	100.527	98.0227
Na 330.237	4768.52	4649.26	4736.71
Ni 231.604	95.7823	96.3861	94.9297
Pb 220.353	49.7631	47.7927	54.4490
Sb 206.834	55.8428	56.3891	45.8876
Se 196.026	94.8459	96.3661	85.6393
Sn 189.925	159.818	167.040	166.107
Sr 216.596	99.8515	101.989	99.1108
Ti 334.941	97.9814	98.9358	97.7189
Tl 190.794	40.5346	43.0133	30.9666
V 292.401	102.588	103.687	102.023
Zn 206.200	94.9494	94.2353	95.8920

Label	Sol'n Conc.	Units	SD	%RSD	Int. (c/s)
Ag 328.068	50.9110	ppb	0.1385	0.3	1646.98
Al 308.215	4794.78	ppb	24.9183	0.5	14262.2
As 188.980	104.419	ppb	5.6550	5.4	31.1929
B 249.678	196.615	ppb	1.1914	0.6	2386.49
Ba 389.178	101.476	ppb	2.5856	2.5	482.488
Be 313.042	50.0665	ppb	0.2887	0.6	64074.4
Ca 370.602	4795	ppb	49.71	1.0	3720
Cd 226.502	50.3763	ppb	0.0838	0.2	922.928
Co 228.615	49.6550	ppb	0.8051	1.6	284.538
Cr 267.716	99.5901	ppb	0.9588	1.0	2062.30
Cu 324.754	97.5807	ppb	1.8428	1.9	3055.21
Fe 271.441	4860.13	ppb	13.2452	0.3	3637.69
K 766.491	5211.20	ppb	37.6602	0.7	101448
Mg 279.078	4911.04	ppb	31.2733	0.6	6879.93
Mn 257.610	513.169	ppb	3.0737	0.6	51645.8
Mo 202.032	98.9221	ppb	1.3936	1.4	265.034
Na 330.237	4718.16	ppb	61.7524	1.3	161.743
Ni 231.604	95.6994	ppb	0.7317	0.8	133.637
Pb 220.353	50.6683	ppb	3.4192	6.7	47.0688
Sb 206.834	52.7065	ppb	5.9117	11.2	28.1039
Se 196.026	92.2838	ppb	5.8043	6.3	40.6748
Sn 189.925	164.321	ppb	3.9279	2.4	51.6663
Sr 216.596	100.317	ppb	1.4944	1.5	414.703
Ti 334.941	98.2120	ppb	0.6404	0.7	9107.15
Tl 190.794	38.1715	ppb	6.3615	16.7	2.9320
V 292.401	102.766	ppb	0.8464	0.8	994.982
Zn 206.200	95.0256	ppb	0.8310	0.8	935694

E06062013.wvq. All Data Report 6/7/2013, 10:03:32 AM

680-90896-a-1-a (Samp) 6/6/2013, 12:27:44 PM Rack 1, Tube 16

Weight: 1 Volume: 1 Dilution: 1

Label	Replicates Concentration		
Ag 328.068	0.8625	0.6457	1.1543
Al 308.215	417.161	411.735	415.433
As 188.980	10.7777	2.9206	1.6054
B 249.678	109.160	109.064	108.523
Ba 389.178	1.1414	0.0496	4.2128
Be 313.042	0.0662	0.0647	0.0663
Ca 370.602	15672	15789	15779
Cd 226.502	0.6917	0.3862	0.1207
Co 228.615	0.8556	0.3669	0.9812
Cr 267.716	3.5760	3.7839	3.0844
Cu 324.754	317.429	321.178	320.392
Fe 271.441	653.220	656.181	661.578
K 766.491	3790.19	3806.59	3814.48
Mg 279.078	13369.8	13396.0	13382.5
Mn 257.610	92.6911	93.0072	93.0445
Mo 202.032	-0.8759u	1.5120	1.5790
Na 330.237	75619.9	75689.1	75692.1
Ni 231.604	194.603	199.402	198.329
Pb 220.353	55.4656	52.6280	52.9962
Sb 206.834	6.2883	9.0130	-0.8835u
Se 196.026	-16.5897u	-0.6746u	-10.4233u
Sn 189.925	3.0438	2.4128	1.8370
Sr 216.596	192.979	190.906	192.731
Ti 334.941	12.8015	12.9591	13.0151
Tl 190.794	-11.1367u	-2.1488u	-2.9619u
V 292.401	21.2619	22.2265	20.7277
Zn 206.200	580.462	585.608	579.557

Label	Sol'n Conc.	Units	SD	%RSD	Int. (c/s)
Ag 328.068	0.8875	ppb	0.2552	28.8	-32.9570
Al 308.215	414.776	ppb	2.7718	0.7	2218.40
As 188.980	5.1012	ppb	4.9598	97.2	-3.0187
B 249.678	108.916	ppb	0.3435	0.3	1374.67
Ba 389.178	1.8012	ppb	2.1586	119.8	-30.0157
Be 313.042	0.0658	ppb	0.0009	1.4	-229.932
Ca 370.602	15747	ppb	64.82	0.4	12526
Cd 226.502	0.3995	ppb	0.2858	71.5	26.1327
Co 228.615	0.7345	ppb	0.3245	44.2	6.1373
Cr 267.716	3.4814	ppb	0.3592	10.3	79.8326
Cu 324.754	319.666	ppb	1.9772	0.6	9213.80
Fe 271.441	656.993	ppb	4.2379	0.6	501.336
K 766.491	3803.75	ppb	12.3889	0.3	74150.9
Mg 279.078	13382.8	ppb	13.0989	0.1	18689.8
Mn 257.610	92.9143	ppb	0.1942	0.2	9415.28
Mo 202.032	0.7384	ppb	1.3984	189.4	10.0387
Na 330.237	75667.0	ppb	40.8300	0.1	2109.25
Ni 231.604	197.445	ppb	2.5190	1.3	271.904
Pb 220.353	53.6966	ppb	1.5430	2.9	48.9987
Sb 206.834	4.8059	ppb	5.1120	106.4	1.4512
Se 196.026	-9.2292	ppb	8.0245	86.9	1.8153
Sn 189.925	2.4312	ppb	0.6036	24.8	-8.8656
Sr 216.596	192.205	ppb	1.1323	0.6	779.109
Ti 334.941	12.9252	ppb	0.1108	0.9	1217.17
Tl 190.794	-5.4158	ppb	4.9711	91.8	-12.4218
V 292.401	21.4054	ppb	0.7596	3.5	196.772
Zn 206.200	581.876	ppb	3.2636	0.6	536.239

E06062013.vvq. All Data Report 6/7/2013, 10:03:32 AM

680-90896-a-1-aSD^5 (Samp) 6/6/2013, 12:32:18 PM Rack 1, Tube 17

Weight: 1

Volume: 1

Dilution: 1

Label	Replicates Concentration		
Ag 328.068	1.2221	1.0232	0.2029
Al 308.215	69.5757	66.6721	66.6650
As 188.980	-0.1689u	0.1703	9.6834
B 249.678	26.0173	24.9658	25.5136
Ba 389.178	1.3849	-1.6428u	-1.8416u
Be 313.042	0.0332	0.0247	0.0354
Ca 370.602	3156	3211	3221
Cd 226.502	-0.1737u	-0.1420u	-0.3449u
Co 228.615	1.5992	-0.2930u	0.2273
Cr 267.716	0.1802	0.2841	0.4580
Cu 324.754	62.1192	65.1020	64.8188
Fe 271.441	131.963	133.441	151.447
K 766.491	642.108	646.388	647.051
Mg 279.078	2723.66	2758.19	2773.03
Mn 257.610	19.1188	19.0924	19.2497
Mo 202.032	0.1377	0.8809	1.5395
Na 330.237	14463.7	14705.2	14116.9
Ni 231.604	37.9690	40.7247	41.3604
Pb 220.353	9.0773	3.6332	11.1307
Sb 206.834	12.9642	7.3097	7.1706
Se 196.026	-10.1410u	-7.9889u	-7.1306u
Sn 189.925	3.9938	9.2899	2.7910
Sr 216.596	37.7602	39.5435	39.7973
Ti 334.941	3.2469	3.3539	2.9927
Tl 190.794	1.4816	-8.9971u	0.9273
V 292.401	5.3752	5.5720	4.3981
Zn 206.200	115.916	117.412	119.807

Label	Sol'n Conc.	Units	SD	%RSD	Int. (c/s)
Ag 328.068	0.8160	ppb	0.5403	66.2	-32.3928
Al 308.215	67.6376	ppb	1.6785	2.5	1264.74
As 188.980	3.2283	ppb	5.5929	173.2	-3.6632
B 249.678	25.4989	ppb	0.5259	2.1	406.595
Ba 389.178	-0.6998	ppb	1.8081	258.4	-49.3054
Be 313.042	0.0311	ppb	0.0057	18.3	-272.124
Ca 370.602	3196	ppb	34.96	1.1	2524
Cd 226.502	-0.2202	ppb	0.1092	49.6	14.5183
Co 228.615	0.5112	ppb	0.9775	191.2	4.7348
Cr 267.716	0.3074	ppb	0.1403	45.6	13.7878
Cu 324.754	64.0133	ppb	1.6465	2.6	2122.37
Fe 271.441	138.950	ppb	10.8479	7.8	115.095
K 766.491	645.182	ppb	2.6831	0.4	12890.3
Mg 279.078	2751.63	ppb	25.3299	0.9	3876.47
Mn 257.610	19.1536	ppb	0.0842	0.4	1960.69
Mo 202.032	0.8527	ppb	0.7014	82.3	10.3561
Na 330.237	14428.6	ppb	295.716	2.0	429.467
Ni 231.604	40.0180	ppb	1.8027	4.5	57.9736
Pb 220.353	7.9470	ppb	3.8744	48.8	19.1360
Sb 206.834	9.1482	ppb	3.3055	36.1	3.8361
Se 196.026	-8.4201	ppb	1.5508	18.4	2.1138
Sn 189.925	5.3582	ppb	3.4576	64.5	-7.7829
Sr 216.596	39.0337	ppb	1.1102	2.8	170.108
Ti 334.941	3.1978	ppb	0.1855	5.8	301.715
Tl 190.794	-2.1961	ppb	5.8964	268.5	-11.2581
V 292.401	5.1151	ppb	0.6287	12.3	35.6277
Zn 206.200	117.712	ppb	1.9625	1.7	114.380

E06062013.vvq. All Data Report 6/7/2013, 10:03:32 AM

680-90896-a-1-aPDS (Samp) 6/6/2013, 12:36:53 PM Rack 1, Tube 18**Weight: 1****Volume: 1****Dilution: 1**

Label	Replicates Concentration		
Ag 328.068	47.1379	47.4686	45.9867
Al 308.215	2523.62	2475.98	2426.01
As 188.980	2267.94	2181.56	2141.32
B 249.678	1189.18	1165.97	1146.95
Ba 389.178	2216.54	2159.83	2117.44
Be 313.042	53.0006	51.8084	50.7138
Ca 370.602	21691	21420	21302
Cd 226.502	54.5532	53.2248	52.1812
Co 228.615	551.810	531.931	517.713
Cr 267.716	221.135	216.529	212.163
Cu 324.754	600.897	585.906	584.412
Fe 271.441	1732.04	1693.51	1668.27
K 766.491	10687.1	10519.1	10365.6
Mg 279.078	19403.9	19223.4	19049.5
Mn 257.610	653.517	638.413	627.200
Mo 202.032	582.545	572.906	558.614
Na 330.237	83767.8	84007.5	83529.1
Ni 231.604	734.078	721.484	711.092
Pb 220.353	607.366	595.888	592.720
Sb 206.834	522.860	522.662	498.841
Se 196.026	2173.04	2131.30	2089.39
Sn 189.925	1088.84	1073.53	1060.30
Sr 216.596	771.451	749.975	738.605
Ti 334.941	1116.47	1090.02	1068.39
Tl 190.794	2314.82	2239.52	2231.02
V 292.401	563.499	549.813	541.544
Zn 206.200	1127.58	1107.64	1093.87

Label	Sol'n Conc.	Units	SD	%RSD	Int. (c/s)
Ag 328.068	46.8644	ppb	0.7779	1.7	1499.52
Al 308.215	2475.20	ppb	48.8109	2.0	7849.18
As 188.980	2196.94	ppb	64.6945	2.9	752.211
B 249.678	1167.36	ppb	21.1490	1.8	13667.2
Ba 389.178	2164.60	ppb	49.7208	2.3	11177.6
Be 313.042	51.8409	ppb	1.1437	2.2	66292.1
Ca 370.602	21471	ppb	199.3	0.9	17221
Cd 226.502	53.3197	ppb	1.1888	2.2	971.374
Co 228.615	533.818	ppb	17.1265	3.2	3046.47
Cr 267.716	216.609	ppb	4.4869	2.1	4475.25
Cu 324.754	590.405	ppb	9.1174	1.5	16729.6
Fe 271.441	1697.94	ppb	32.1148	1.9	1309.50
K 766.491	10523.9	ppb	160.830	1.5	204489
Mg 279.078	19225.6	ppb	177.233	0.9	26825.6
Mn 257.610	639.710	ppb	13.2066	2.1	64415.8
Mo 202.032	571.355	ppb	12.0407	2.1	1492.39
Na 330.237	83768.1	ppb	239.180	0.3	2325.55
Ni 231.604	722.218	ppb	11.5105	1.6	984.444
Pb 220.353	598.658	ppb	7.7064	1.3	403.990
Sb 206.834	514.788	ppb	13.8103	2.7	281.845
Se 196.026	2131.24	ppb	41.8260	2.0	820.170
Sn 189.925	1074.22	ppb	14.2820	1.3	391.974
Sr 216.596	753.344	ppb	16.6799	2.2	3005.91
Ti 334.941	1091.63	ppb	24.0793	2.2	101152
Tl 190.794	2261.79	ppb	46.1237	2.0	792.689
V 292.401	551.619	ppb	11.0882	2.0	5412.71
Zn 206.200	1109.69	ppb	16.9515	1.5	1015.49

E06062013.vvq. All Data Report 6/7/2013, 10:03:32 AM

680-90896-a-1-b ms (Samp) **6/6/2013, 12:41:28 PM** **Rack 1, Tube 19****Weight: 1****Volume: 1****Dilution: 1**

Label	Replicates Concentration		
Ag 328.068	51.4659	51.9319	52.4379
Al 308.215	5310.36	5293.77	5297.03
As 188.980	96.8461	100.577	106.984
B 249.678	311.410	311.521	312.071
Ba 389.178	103.233	103.190	99.5909
Be 313.042	49.2652	49.2822	49.2903
Ca 370.602	20341	20354	20483
Cd 226.502	50.4385	50.3109	50.2572
Co 228.615	49.4980	49.7478	50.3201
Cr 267.716	102.519	102.494	102.694
Cu 324.754	419.827	419.695	421.668
Fe 271.441	5505.45	5515.31	5519.74
K 766.491	9676.31	9662.91	9673.10
Mg 279.078	18366.7	18350.2	18364.3
Mn 257.610	600.471	600.999	601.837
Mo 202.032	99.7137	102.181	102.557
Na 330.237	81750.0	81080.5	81592.6
Ni 231.604	293.248	291.878	294.353
Pb 220.353	109.102	100.491	104.262
Sb 206.834	54.3421	53.6010	49.4161
Se 196.026	95.1393	103.290	98.2544
Sn 189.925	170.436	177.302	175.426
Sr 216.596	292.244	292.488	292.568
Ti 334.941	110.980	110.954	111.366
Tl 190.794	37.8503	42.2747	39.4735
V 292.401	122.624	121.514	122.858
Zn 206.200	675.921	684.350	675.606

Label	Sol'n Conc.	Units	SD	%RSD	Int. (c/s)
Ag 328.068	51.9452	ppb	0.4861	0.9	1677.90
Al 308.215	5300.38	ppb	8.7896	0.2	15651.6
As 188.980	101.469	ppb	5.1276	5.1	30.1752
B 249.678	311.667	ppb	0.3541	0.1	3721.79
Ba 389.178	102.005	ppb	2.0906	2.0	493.231
Be 313.042	49.2792	ppb	0.0128	0.0	63058.5
Ca 370.602	20393	ppb	78.57	0.4	16150
Cd 226.502	50.3355	ppb	0.0931	0.2	922.918
Co 228.615	49.8553	ppb	0.4214	0.8	285.799
Cr 267.716	102.569	ppb	0.1093	0.1	2124.47
Cu 324.754	420.397	ppb	1.1027	0.3	12009.7
Fe 271.441	5513.50	ppb	7.3129	0.1	4124.81
K 766.491	9670.77	ppb	6.9975	0.1	187942
Mg 279.078	18360.4	ppb	8.9224	0.0	25620.2
Mn 257.610	601.102	ppb	0.6888	0.1	60535.4
Mo 202.032	101.484	ppb	1.5446	1.5	271.666
Na 330.237	81474.4	ppb	350.028	0.4	2267.17
Ni 231.604	293.160	ppb	1.2399	0.4	401.970
Pb 220.353	104.618	ppb	4.3166	4.1	82.2833
Sb 206.834	52.4531	ppb	2.6561	5.1	27.9646
Se 196.026	98.8945	ppb	4.1127	4.2	43.2145
Sn 189.925	174.388	ppb	3.5488	2.0	55.4461
Sr 216.596	292.433	ppb	0.1687	0.1	1178.51
Ti 334.941	111.100	ppb	0.2307	0.2	10319.1
Tl 190.794	39.8662	ppb	2.2382	5.6	3.5069
V 292.401	122.332	ppb	0.7178	0.6	1188.35
Zn 206.200	678.626	ppb	4.9602	0.7	623.981

E06062013.vvq. All Data Report 6/7/2013, 10:03:32 AM

680-90896-a-1-c msd (Samp) 6/6/2013, 12:46:03 PM Rack 1, Tube 20**Weight: 1****Volume: 1****Dilution: 1**

Label	Replicates Concentration		
Ag 328.068	50.9594	51.7348	51.2974
Al 308.215	5293.66	5309.66	5315.35
As 188.980	107.909	96.0557	111.337
B 249.678	299.690	301.079	298.426
Ba 389.178	100.145	97.2228	97.7191
Be 313.042	48.0205	48.1127	48.0710
Ca 370.602	20093	20097	20094
Cd 226.502	48.7958	48.7783	48.8666
Co 228.615	48.4707	49.6834	49.6071
Cr 267.716	100.094	100.537	100.089
Cu 324.754	414.176	414.355	416.057
Fe 271.441	5502.91	5521.37	5527.44
K 766.491	9499.67	9532.71	9508.43
Mg 279.078	18026.1	18055.3	18050.2
Mn 257.610	586.347	587.027	587.306
Mo 202.032	93.9003	95.3292	97.8672
Na 330.237	80065.9	80561.0	80065.3
Ni 231.604	288.913	289.381	289.717
Pb 220.353	100.161	97.6742	101.806
Sb 206.834	43.3865	55.4892	44.2529
Se 196.026	100.059	105.578	87.7830
Sn 189.925	141.826	151.207	151.716
Sr 216.596	285.765	288.099	287.039
Ti 334.941	110.448	110.588	110.379
Tl 190.794	33.2254	36.9878	37.2730
V 292.401	117.982	119.279	119.870
Zn 206.200	664.445	668.497	662.719

Label	Sol'n Conc.	Units	SD	%RSD	Int. (c/s)
Ag 328.068	51.3305	ppb	0.3888	0.8	1657.39
Al 308.215	5306.22	ppb	11.2483	0.2	15667.8
As 188.980	105.101	ppb	8.0183	7.6	31.4275
B 249.678	299.732	ppb	1.3270	0.4	3583.17
Ba 389.178	98.3624	ppb	1.5639	1.6	474.171
Be 313.042	48.0681	ppb	0.0462	0.1	61501.3
Ca 370.602	20095	ppb	1.832	0.0	15913
Cd 226.502	48.8136	ppb	0.0467	0.1	895.766
Co 228.615	49.2537	ppb	0.6792	1.4	282.450
Cr 267.716	100.240	ppb	0.2570	0.3	2076.41
Cu 324.754	414.863	ppb	1.0379	0.3	11856.1
Fe 271.441	5517.24	ppb	12.7745	0.2	4127.55
K 766.491	9513.60	ppb	17.1197	0.2	184894
Mg 279.078	18043.9	ppb	15.6158	0.1	25179.3
Mn 257.610	586.893	ppb	0.4931	0.1	59105.6
Mo 202.032	95.6989	ppb	2.0091	2.1	256.636
Na 330.237	80230.8	ppb	286.039	0.4	2233.09
Ni 231.604	289.337	ppb	0.4037	0.1	396.777
Pb 220.353	99.8804	ppb	2.0800	2.1	79.1940
Sb 206.834	47.7096	ppb	6.7513	14.2	25.3534
Se 196.026	97.8066	ppb	9.1088	9.3	42.7960
Sn 189.925	148.249	ppb	5.5689	3.8	45.6701
Sr 216.596	286.968	ppb	1.1686	0.4	1156.81
Ti 334.941	110.472	ppb	0.1065	0.1	10260.5
Tl 190.794	35.8287	ppb	2.2591	6.3	2.0762
V 292.401	119.044	ppb	0.9655	0.8	1156.20
Zn 206.200	665.220	ppb	2.9660	0.4	611.803

E06062013.wvq. All Data Report 6/7/2013, 10:03:32 AM

680-90935-a-1-b (Samp) **6/6/2013, 12:50:38 PM** **Rack 1, Tube 21**
Weight: 1 **Volume: 1** **Dilution: 1**

Label	Replicates Concentration		
Ag 328.068	3.2753	3.7650	3.8433
Al 308.215	544.039	542.491	551.851
As 188.980	8.9498	18.9543	7.9657
B 249.678	255.915	255.352	257.892
Ba 389.178	168.795	164.916	165.084
Be 313.042	-0.0096	0.0014	-0.0165
Ca 370.602	23066	23031	23292
Cd 226.502	14.1332	14.0681	14.7762
Co 228.615	2.6023	2.3122	1.5369
Cr 267.716	6.2778	6.2179	6.4832
Cu 324.754	109.215	109.723	108.461
Fe 271.441	1349.53	1368.20	1375.64
K 766.491	3702.39	3706.34	3729.29
Mg 279.078	7471.61	7433.19	7513.02
Mn 257.610	259.244	258.068	260.599
Mo 202.032	202.793	202.543	203.440
Na 330.237	-1693470u	-1717060u	-1684926u
Ni 231.604	15.4249	11.0654	15.4149
Pb 220.353	146.257	157.701	155.598
Sb 206.834	349.986	377.086	380.970
Se 196.026	7.3997	-3.3602u	-9.8548u
Sn 189.925	28.1648	40.4231	38.3804
Sr 216.596	299.171	296.624	300.386
Ti 334.941	-0.0135	-0.1221	-0.0097
Tl 190.794	17.2683	6.0923	37.6043
V 292.401	2.2269	2.6964	2.1879
Zn 206.200	1006900x	1006863x	1020964x

Label	Sol'n Conc.	Units	SD	%RSD	Int. (c/s)
Ag 328.068	3.6279b	ppb	0.3078	8.5	57.0271
Al 308.215	546.127b	ppb	5.0175	0.9	2586.00
As 188.980	11.9566b	ppb	6.0801	50.9	-0.6893
B 249.678	256.386b	ppb	1.3341	0.5	3086.44
Ba 389.178	166.265b	ppb	2.1928	1.3	818.819
Be 313.042	-0.0082b	ppb	0.0090	109.9	-201.958
Ca 370.602	23130b	ppb	141.5	0.6	18400
Cd 226.502	14.3258b	ppb	0.3914	2.7	278.669
Co 228.615	2.1505b	ppb	0.5508	25.6	11.3040
Cr 267.716	6.3263b	ppb	0.1391	2.2	121.984
Cu 324.754	109.133b	ppb	0.6354	0.6	3377.22
Fe 271.441	1364.46b	ppb	13.4527	1.0	1028.82
K 766.491	3712.67b	ppb	14.5273	0.4	72384.4
Mg 279.078	7472.61b	ppb	39.9266	0.5	10452.5
Mn 257.610	259.304b	ppb	1.2667	0.5	26128.1
Mo 202.032	202.925b	ppb	0.4630	0.2	535.413
Na 330.237	-1698485b	ppb	16643.9	1.0	-54596.1
Ni 231.604	13.9684b	ppb	2.5141	18.0	23.0823
Pb 220.353	153.185b	ppb	6.0915	4.0	113.834
Sb 206.834	369.347b	ppb	16.8793	4.6	202.339
Se 196.026	-1.9384b	ppb	8.7147	449.6	4.6296
Sn 189.925	35.6561b	ppb	6.5676	18.4	3.3642
Sr 216.596	298.727b	ppb	1.9196	0.6	1203.55
Ti 334.941	-0.0484b	ppb	0.0638	131.8	38.3584
Tl 190.794	20.3216b	ppb	15.9763	78.6	-3.3646
V 292.401	2.3704b	ppb	0.2830	11.9	-0.5119
Zn 206.200	1011576xb	ppb	8130.59	0.8	3849395

E06062013.vvq. All Data Report 6/7/2013, 10:03:32 AM

680-90962-b-1-a (Samp) 6/6/2013, 12:55:14 PM Rack 1, Tube 22

Weight: 1

Volume: 1

Dilution: 1

Label	Replicates Concentration		
Ag 328.068	0.3628	0.6304	0.2523
Al 308.215	-3.7688u	-11.0228u	-8.8987u
As 188.980	11.2739	-6.0295u	9.7295
B 249.678	132.254	132.555	131.708
Ba 389.178	-2.8583u	-5.1991u	-4.2306u
Be 313.042	0.0201	0.0190	0.0149
Ca 370.602	108983	108654	109531
Cd 226.502	0.0527	-0.1857u	-0.3269u
Co 228.615	0.1523	-0.2951u	-0.6634u
Cr 267.716	0.2692	0.2295	0.5258
Cu 324.754	-2.9202u	-2.5745u	-2.9976u
Fe 271.441	0.2277	7.0847	17.6532
K 766.491	47089.3x	46608.6x	46674.8x
Mg 279.078	14657.6	14599.4	14623.8
Mn 257.610	186.874	186.144	187.096
Mo 202.032	0.3071	0.3538	0.9866
Na 330.237	137882x	137009x	137142x
Ni 231.604	0.1875	-3.5520u	-1.2790u
Pb 220.353	1.8847	6.7294	-1.8953u
Sb 206.834	1.1775	6.1698	5.4803
Se 196.026	-2.8242u	7.9086	1.0484
Sn 189.925	1.6591	5.1794	12.3410
Sr 216.596	144.541	145.048	144.359
Ti 334.941	1.0750	0.9283	0.8641
Tl 190.794	-7.9458u	-6.2071u	0.0415u
V 292.401	0.6546	1.0569	1.2702
Zn 206.200	579.613	687.260	681.195

Label	Sol'n Conc.	Units	SD	%RSD	Int. (c/s)
Ag 328.068	0.4152b	ppb	0.1944	46.8	-47.8251
Al 308.215	-7.8967b	ppb	3.7294	47.2	1057.28
As 188.980	4.9913b	ppb	9.5755	191.8	-3.0552
B 249.678	132.172b	ppb	0.4293	0.3	1645.97
Ba 389.178	-4.0960b	ppb	1.1762	28.7	-60.0173
Be 313.042	0.0180b	ppb	0.0027	15.2	-274.711
Ca 370.602	109056b	ppb	443.1	0.4	86962
Cd 226.502	-0.1533b	ppb	0.1919	125.1	15.2850
Co 228.615	-0.2687b	ppb	0.4085	152.0	0.2885
Cr 267.716	0.3415b	ppb	0.1608	47.1	15.7114
Cu 324.754	-2.8307b	ppb	0.2253	8.0	268.206
Fe 271.441	8.3219b	ppb	8.7784	105.5	17.6617
K 766.491	46790.9xb	ppb	260.564	0.6	907887
Mg 279.078	14626.9b	ppb	29.2143	0.2	20422.6
Mn 257.610	186.705b	ppb	0.4979	0.3	18849.6
Mo 202.032	0.5492b	ppb	0.3795	69.1	9.5727
Na 330.237	137344xb	ppb	470.704	0.3	3804.47
Ni 231.604	-1.5478b	ppb	1.8842	121.7	1.4899
Pb 220.353	2.2396b	ppb	4.3233	193.0	15.4241
Sb 206.834	4.2759b	ppb	2.7053	63.3	1.1344
Se 196.026	2.0443b	ppb	5.4353	265.9	6.1472
Sn 189.925	6.3931b	ppb	5.4434	85.1	-7.3565
Sr 216.596	144.649b	ppb	0.3570	0.2	594.504
Ti 334.941	0.9558b	ppb	0.1082	11.3	108.612
Tl 190.794	-4.7038b	ppb	4.2005	89.3	-12.1741
V 292.401	0.9939b	ppb	0.3126	31.5	-5.4460
Zn 206.200	649.356b	ppb	60.4755	9.3	597.573

E06062013.wvq. All Data Report 6/7/2013, 10:03:32 AM

680-90962-b-2-a (Samp) 6/6/2013, 12:59:50 PM Rack 1, Tube 23

Weight: 1

Volume: 1

Dilution: 1

Label	Replicates Concentration		
Ag 328.068	0.2587	0.5308	0.3369
Al 308.215	141.871	134.235	134.877
As 188.980	4.7611	9.4072	4.5422
B 249.678	50.6150	49.5516	49.4101
Ba 389.178	30.9227	34.8482	29.1203
Be 313.042	0.0685	0.0690	0.0768
Ca 370.602	35090	35096	35118
Cd 226.502	-0.2948u	-0.1167u	0.3494
Co 228.615	-0.3919u	-0.2152u	0.9667
Cr 267.716	0.1805	0.1946	-0.0591u
Cu 324.754	-1.8884u	-3.2216u	-2.7748u
Fe 271.441	37.3823	32.3475	39.6510
K 766.491	11483.5	11462.0	11465.9
Mg 279.078	11325.2	11305.4	11321.5
Mn 257.610	3.4685	3.5642	3.4438
Mo 202.032	0.1370	1.8737	1.2369
Na 330.237	111217x	110490x	110931x
Ni 231.604	-0.5020u	1.6884	2.5772
Pb 220.353	6.5996	1.4811	-5.8684u
Sb 206.834	3.4046	3.9591	6.8012
Se 196.026	-1.6579u	0.5426	-4.3525u
Sn 189.925	9.8910	2.3888	3.4549
Sr 216.596	24.2968	23.5960	24.3762
Ti 334.941	0.4249	0.4250	0.3442
Tl 190.794	-7.5070u	1.0130	-3.9785u
V 292.401	4.5246	4.1692	3.1559
Zn 206.200	158.165	145.916	132.044

Label	Sol'n Conc.	Units	SD	%RSD	Int. (c/s)
Ag 328.068	0.3755b	ppb	0.1401	37.3	-46.9700
Al 308.215	136.994b	ppb	4.2351	3.1	1455.63
As 188.980	6.2368b	ppb	2.7478	44.1	-2.6255
B 249.678	49.8589b	ppb	0.6586	1.3	689.733
Ba 389.178	31.6304b	ppb	2.9288	9.3	123.133
Be 313.042	0.0714b	ppb	0.0047	6.5	-220.570
Ca 370.602	35101b	ppb	14.47	0.0	27973
Cd 226.502	-0.0207b	ppb	0.3327	1608.0	17.7507
Co 228.615	0.1199b	ppb	0.7387	616.1	2.4765
Cr 267.716	0.1053b	ppb	0.1426	135.4	10.2997
Cu 324.754	-2.6283b	ppb	0.6785	25.8	273.820
Fe 271.441	36.4603b	ppb	3.7381	10.3	38.6678
K 766.491	11470.5b	ppb	11.4893	0.1	222847
Mg 279.078	11317.4b	ppb	10.5588	0.1	15812.7
Mn 257.610	3.4922b	ppb	0.0636	1.8	416.129
Mo 202.032	1.0825b	ppb	0.8786	81.2	10.9560
Na 330.237	110880xb	ppb	366.633	0.3	3080.87
Ni 231.604	1.2545b	ppb	1.5848	126.3	5.2977
Pb 220.353	0.7374b	ppb	6.2671	849.9	14.4285
Sb 206.834	4.7216b	ppb	1.8222	38.6	1.3774
Se 196.026	-1.8226b	ppb	2.4517	134.5	4.6336
Sn 189.925	5.2449b	ppb	4.0588	77.4	-7.8042
Sr 216.596	24.0897b	ppb	0.4294	1.8	112.087
Ti 334.941	0.3981b	ppb	0.0466	11.7	52.7032
Tl 190.794	-3.4908b	ppb	4.2809	122.6	-11.7134
V 292.401	3.9499b	ppb	0.7102	18.0	23.8453
Zn 206.200	145.375b	ppb	13.0690	9.0	139.522

E06062013.wvq. All Data Report 6/7/2013, 10:03:32 AM

680-90962-b-3-a (Samp) 6/6/2013, 1:04:26 PM Rack 1, Tube 24**Weight: 1****Volume: 1****Dilution: 1**

Label	Replicates Concentration		
Ag 328.068	0.4968	0.0189u	0.0801
Al 308.215	13.1106	7.3285	9.1950
As 188.980	3.0290	6.7164	13.2091
B 249.678	189.275	189.903	190.268
Ba 389.178	-1.4123	-0.9170	-2.5331
Be 313.042	0.0257	0.0173	0.0148
Ca 370.602	132953	132971	132994
Cd 226.502	0.1088	-0.1381u	-0.6765u
Co 228.615	0.7668	0.9396	-0.5726u
Cr 267.716	-0.0536	-0.5830u	-0.1632u
Cu 324.754	-3.0785u	-2.7503u	-2.5260u
Fe 271.441	16.8095	3.3440	0.2627
K 766.491	109576x	109327x	109782x
Mg 279.078	33127.2	32976.6	33070.1
Mn 257.610	61.6491	61.4240	61.3839
Mo 202.032	0.7990	0.2372	1.4283
Na 330.237	136397x	135781x	136339x
Ni 231.604	-0.0059u	-0.8885u	1.0692
Pb 220.353	-0.7700u	-5.9932u	7.8989
Sb 206.834	2.3675	-1.5253u	7.4919
Se 196.026	2.6736	-2.6726u	0.8728
Sn 189.925	4.5476	9.1738	-1.1124u
Sr 216.596	56.0353	55.2930	55.2329
Ti 334.941	1.2970	1.2011	1.2933
Tl 190.794	2.9868	2.6683	-10.2902u
V 292.401	0.9127	0.4104	0.8573
Zn 206.200	96.1774	89.8561	99.6391

Label	Sol'n Conc.	Units	SD	%RSD	Int. (c/s)
Ag 328.068	0.1986b	ppb	0.2601	131.0	-53.6697
Al 308.215	9.8781b	ppb	2.9510	29.9	1106.19
As 188.980	7.6515b	ppb	5.1541	67.4	-2.1385
B 249.678	189.815b	ppb	0.5024	0.3	2315.65
Ba 389.178	-1.6208b	ppb	0.8280	51.1	-36.4353
Be 313.042	0.0192b	ppb	0.0057	29.7	-270.189
Ca 370.602	132973b	ppb	20.79	0.0	106037
Cd 226.502	-0.2353b	ppb	0.4016	170.7	13.9369
Co 228.615	0.3779b	ppb	0.8278	219.0	3.9963
Cr 267.716	-0.2666b	ppb	0.2794	104.8	2.9393
Cu 324.754	-2.7849b	ppb	0.2779	10.0	269.483
Fe 271.441	6.8054b	ppb	8.7997	129.3	16.5656
K 766.491	109562xb	ppb	227.868	0.2	2125326
Mg 279.078	33058.0b	ppb	76.0021	0.2	46107.0
Mn 257.610	61.4857b	ppb	0.1430	0.2	6324.57
Mo 202.032	0.8215b	ppb	0.5959	72.5	10.2807
Na 330.237	136173xb	ppb	340.125	0.2	3776.62
Ni 231.604	0.0583b	ppb	0.9804	1683.0	3.6714
Pb 220.353	0.3786b	ppb	7.0169	1853.4	14.1990
Sb 206.834	2.7780b	ppb	4.5226	162.8	0.2975
Se 196.026	0.2913b	ppb	2.7201	933.9	5.4532
Sn 189.925	4.2030b	ppb	5.1517	122.6	-8.1713
Sr 216.596	55.5204b	ppb	0.4469	0.8	240.816
Ti 334.941	1.2638b	ppb	0.0543	4.3	164.654
Tl 190.794	-1.5450b	ppb	7.5752	490.3	-11.0319
V 292.401	0.7268b	ppb	0.2754	37.9	-8.0103
Zn 206.200	95.2242b	ppb	4.9697	5.2	93.9423

E06062013.wvq. All Data Report 6/7/2013, 10:03:32 AM

680-90962-b-4-a (Samp) 6/6/2013, 1:18:09 PM Rack 1, Tube 27

Weight: 1 Volume: 1 Dilution: 1

Label	Replicates Concentration		
Ag 328.068	0.3582	0.3144	0.5842
Al 308.215	7.3678	6.5549	12.2818
As 188.980	10.5232	6.3204	7.9500
B 249.678	175.806	177.844	179.505
Ba 389.178	32.4542	35.3569	31.3101
Be 313.042	0.0345	0.0277	0.0409
Ca 370.602	107049	107650	107609
Cd 226.502	-0.4788u	0.2100	-0.5051u
Co 228.615	-0.4383u	0.4430	-0.6253u
Cr 267.716	0.0598	-0.3835u	0.4571
Cu 324.754	-2.2209u	-2.6599u	-2.8351u
Fe 271.441	10.2819	34.1817	17.1136
K 766.491	65344.8x	65315.3x	65190.4x
Mg 279.078	25989.3	25972.9	26004.4
Mn 257.610	50.6492	50.5618	50.5700
Mo 202.032	-1.0448u	-0.1841u	1.3880
Na 330.237	123604x	124147x	123971x
Ni 231.604	1.5084	1.0246	0.8061
Pb 220.353	-3.6397u	-3.3310u	-6.3057u
Sb 206.834	5.2318	10.7808	6.9894
Se 196.026	-5.1245u	-1.0588u	-3.4049u
Sn 189.925	3.1329	2.4510	3.5629
Sr 216.596	153.285	152.860	154.398
Ti 334.941	1.2410	1.1963	1.2908
Tl 190.794	-2.2716u	-5.7168u	7.2515
V 292.401	2.4955	2.1311	1.6166
Zn 206.200	29.0209	31.3781	31.3503

Label	Sol'n Conc.	Units	SD	%RSD	Int. (c/s)
Ag 328.068	0.4189b	ppb	0.1448	34.6	-48.1975
Al 308.215	8.7349b	ppb	3.0985	35.5	1102.93
As 188.980	8.2645b	ppb	2.1190	25.6	-1.9272
B 249.678	177.718b	ppb	1.8526	1.0	2175.00
Ba 389.178	33.0404b	ppb	2.0861	6.3	138.980
Be 313.042	0.0344b	ppb	0.0066	19.2	-254.049
Ca 370.602	107436b	ppb	336.0	0.3	85668
Cd 226.502	-0.2580b	ppb	0.4055	157.2	13.5499
Co 228.615	-0.2069b	ppb	0.5705	275.8	0.6608
Cr 267.716	0.0445b	ppb	0.4205	945.0	9.2392
Cu 324.754	-2.5720b	ppb	0.3164	12.3	275.374
Fe 271.441	20.5257b	ppb	12.3098	60.0	26.7662
K 766.491	65283.5xb	ppb	81.9448	0.1	1266551
Mg 279.078	25988.9b	ppb	15.7934	0.1	36256.5
Mn 257.610	50.5937b	ppb	0.0483	0.1	5204.27
Mo 202.032	0.0530b	ppb	1.2336	2326.9	8.2824
Na 330.237	123907xb	ppb	276.768	0.2	3439.93
Ni 231.604	1.1130b	ppb	0.3594	32.3	5.1055
Pb 220.353	-4.4255b	ppb	1.6356	37.0	11.0651
Sb 206.834	7.6674b	ppb	2.8359	37.0	3.0185
Se 196.026	-3.1961b	ppb	2.0409	63.9	4.1178
Sn 189.925	3.0489b	ppb	0.5607	18.4	-8.6096
Sr 216.596	153.515b	ppb	0.7940	0.5	629.693
Ti 334.941	1.2427b	ppb	0.0473	3.8	152.457
Tl 190.794	-0.2456b	ppb	6.7173	2735.1	-10.5696
V 292.401	2.0811b	ppb	0.4416	21.2	5.4441
Zn 206.200	30.5831b	ppb	1.3530	264.4	357.1916

E06062013.wvq. All Data Report 6/7/2013, 10:03:32 AM

680-90962-b-5-a (Samp) **6/6/2013, 1:22:54 PM** **Rack 1, Tube 28**
Weight: 1 **Volume: 1** **Dilution: 1**

Label	Replicates Concentration		
Ag 328.068	-0.0066u	0.2705	1.0492
Al 308.215	84.9486	87.3428	84.7759
As 188.980	-3.2287u	2.7128	-0.8112u
B 249.678	23.7459	23.9002	23.2987
Ba 389.178	20.6898	22.8732	22.7468
Be 313.042	0.0863	0.0821	0.0676
Ca 370.602	4057	4077	4068
Cd 226.502	-0.3813u	-0.1673u	0.1034
Co 228.615	1.9140	0.5762	-0.0699u
Cr 267.716	0.5582	-0.0164	0.3571
Cu 324.754	-1.2953u	-2.0534u	-1.9697u
Fe 271.441	1368.98	1385.04	1370.64
K 766.491	697.443	708.257	708.008
Mg 279.078	1355.76	1377.05	1372.13
Mn 257.610	284.148	285.790	285.691
Mo 202.032	0.1971	0.4745	0.3520
Na 330.237	9341.59	9478.00	9366.73
Ni 231.604	-0.7877u	-0.0376u	0.1912
Pb 220.353	-3.7100u	3.4344	-1.7881u
Sb 206.834	1.5174	18.0409	-0.5484u
Se 196.026	-6.3484u	4.0108	4.5587
Sn 189.925	5.8392	2.8740	-0.5914u
Sr 216.596	50.5616	51.2661	51.9628
Ti 334.941	0.1639	0.4190	0.2418
Tl 190.794	-1.7487u	-7.1631u	0.6761
V 292.401	0.9206	0.8042	1.3695
Zn 206.200	33.7871	41.5828	44.5933

Label	Sol'n Conc.	Units	SD	%RSD	Int. (c/s)
Ag 328.068	0.4377	ppb	0.5474	125.1	-44.7620
Al 308.215	85.6891	ppb	1.4347	1.7	1314.69
As 188.980	-0.4424	ppb	2.9879	675.4	-4.9347
B 249.678	23.6483	ppb	0.3124	1.3	383.094
Ba 389.178	22.1033	ppb	1.2257	5.5	68.2963
Be 313.042	0.0787	ppb	0.0098	12.5	-210.215
Ca 370.602	4067	ppb	9.943	0.2	3195
Cd 226.502	-0.1484	ppb	0.2429	163.7	17.3546
Co 228.615	0.8067	ppb	1.0118	125.4	6.4153
Cr 267.716	0.2996	ppb	0.2915	97.3	14.2253
Cu 324.754	-1.7728	ppb	0.4156	23.4	297.776
Fe 271.441	1374.89	ppb	8.8296	0.6	1036.42
K 766.491	704.569	ppb	6.1723	0.9	14042.1
Mg 279.078	1368.31	ppb	11.1454	0.8	1946.19
Mn 257.610	285.210	ppb	0.9210	0.3	28708.4
Mo 202.032	0.3412	ppb	0.1390	40.7	9.0074
Na 330.237	9395.44	ppb	72.5967	0.8	291.517
Ni 231.604	-0.2114	ppb	0.5120	242.2	3.3193
Pb 220.353	-0.6879	ppb	3.6971	537.4	13.5604
Sb 206.834	6.3367	ppb	10.1887	160.8	2.2954
Se 196.026	0.7404	ppb	6.1451	830.0	5.6586
Sn 189.925	2.7072	ppb	3.2186	118.9	-8.7749
Sr 216.596	51.2635	ppb	0.7006	1.4	219.459
Ti 334.941	0.2749	ppb	0.1307	47.5	29.0589
Tl 190.794	-2.7452	ppb	4.0135	146.2	-11.5256
V 292.401	1.0314	ppb	0.2985	28.9	-4.7711
Zn 206.200	39.9877	ppb	5.5769	13.9	43.7472

E06062013.wvq. All Data Report 6/7/2013, 10:03:32 AM

680-90962-b-6-a (Samp) **6/6/2013, 1:27:29 PM** **Rack 1, Tube 29**
Weight: 1 **Volume: 1** **Dilution: 1**

Label	Replicates Concentration		
Ag 328.068	0.7589	-0.3197u	0.3995
Al 308.215	-18.3145u	-20.4418u	-25.9830u
As 188.980	5.0997	0.8844	-1.5836u
B 249.678	21.6935	21.0405	21.2487
Ba 389.178	33.6901	28.9427	34.7305
Be 313.042	0.0214	0.0209	0.0245
Ca 370.602	79978	79756	79483
Cd 226.502	-0.2991u	-0.4074u	-0.3765u
Co 228.615	-1.3628u	-0.1104u	0.1813
Cr 267.716	-0.1829u	-0.0230u	0.0091
Cu 324.754	-2.4372u	-2.9460u	-2.5095u
Fe 271.441	773.260	778.682	793.725
K 766.491	650.815	649.514	648.434
Mg 279.078	2770.29	2762.82	2750.21
Mn 257.610	41.8830	41.9017	41.8711
Mo 202.032	2.0032	0.8860	0.9840
Na 330.237	12239.8	11998.8	12221.5
Ni 231.604	-0.6934u	-0.1745u	-3.6326u
Pb 220.353	2.1229	-0.7539u	0.5635
Sb 206.834	0.7502	-7.2434u	4.9537
Se 196.026	-3.9428u	-1.4184u	-2.4233u
Sn 189.925	3.4011	-4.0399u	2.8747
Sr 216.596	365.457	368.178	366.964
Ti 334.941	0.3509	0.6156	0.3352
Tl 190.794	-8.7150u	-7.8949u	1.2986
V 292.401	0.9323	0.3069	-0.2446u
Zn 206.200	13.5372	15.1215	25.8673

Label	Sol'n Conc.	Units	SD	%RSD	Int. (c/s)
Ag 328.068	0.2796	ppb	0.5492	196.5	-57.0156
Al 308.215	-21.5798	ppb	3.9589	18.3	1019.71
As 188.980	1.4669	ppb	3.3795	230.4	-4.2742
B 249.678	21.3276	ppb	0.3336	1.6	357.111
Ba 389.178	32.4544	ppb	3.0854	9.5	122.586
Be 313.042	0.0223	ppb	0.0019	8.7	-264.901
Ca 370.602	79739	ppb	247.9	0.3	63562
Cd 226.502	-0.3610	ppb	0.0558	15.5	12.8116
Co 228.615	-0.4306	ppb	0.8203	190.5	-0.6516
Cr 267.716	-0.0656	ppb	0.1028	156.7	6.2032
Cu 324.754	-2.6309	ppb	0.2753	10.5	273.892
Fe 271.441	781.889	ppb	10.6024	1.4	594.302
K 766.491	649.588	ppb	1.1918	0.2	12975.8
Mg 279.078	2761.11	ppb	10.1474	0.4	3889.53
Mn 257.610	41.8853	ppb	0.0154	0.0	4247.54
Mo 202.032	1.2911	ppb	0.6187	47.9	11.4870
Na 330.237	12153.4	ppb	134.179	1.1	367.605
Ni 231.604	-1.5002	ppb	1.8649	124.3	1.5628
Pb 220.353	0.6441	ppb	1.4401	223.6	14.3925
Sb 206.834	-0.5132	ppb	6.1959	1207.4	-1.5209
Se 196.026	-2.5949	ppb	1.2709	49.0	4.3409
Sn 189.925	0.7453	ppb	4.1524	557.2	-9.4938
Sr 216.596	366.866	ppb	1.3633	0.4	1477.64
Ti 334.941	0.4339	ppb	0.1575	36.3	45.7734
Tl 190.794	-5.1038	ppb	5.5598	108.9	-12.3103
V 292.401	0.3315	ppb	0.5888	177.6	-11.7416
Zn 206.200	18.1753	ppb	6.7084	26.8	239197

E06062013.wvq. All Data Report 6/7/2013, 10:03:32 AM

680-90962-b-7-a (Samp) 6/6/2013, 1:32:04 PM Rack 1, Tube 30

Weight: 1

Volume: 1

Dilution: 1

Label	Replicates Concentration		
Ag 328.068	1.1759	0.8192	0.4054
Al 308.215	133.208	125.138	132.098
As 188.980	2.7173	6.4940	1.1916
B 249.678	208.384	207.778	208.314
Ba 389.178	0.4424	2.3039	1.2111
Be 313.042	0.0280	0.0424	0.0287
Ca 370.602	34786	34378	34606
Cd 226.502	-0.0558u	0.1210	0.0325
Co 228.615	0.7726	-0.8822u	-0.1251u
Cr 267.716	0.1302	0.2946	-0.0849u
Cu 324.754	-2.5685u	-2.4079u	-2.1142u
Fe 271.441	317.632	314.780	308.617
K 766.491	15495.5	15344.3	15354.3
Mg 279.078	21864.4	21697.4	21695.4
Mn 257.610	13.8913	13.8668	13.8935
Mo 202.032	-0.4603u	-0.3944u	0.9725
Na 330.237	106416x	105586x	105822x
Ni 231.604	1.8822	1.1654	1.1861
Pb 220.353	-6.6310u	-0.6169u	2.0492
Sb 206.834	-2.3481u	6.1917	5.6220
Se 196.026	-10.8175u	-1.2820u	1.6590
Sn 189.925	2.1778	-0.1894u	1.3793
Sr 216.596	158.946	158.889	159.833
Ti 334.941	1.5659	1.4377	1.4818
Tl 190.794	-2.8098u	2.2814	13.0946
V 292.401	1.7746	2.1814	2.8918
Zn 206.200	9.0558	11.8134	17.1252

Label	Sol'n Conc.	Units	SD	%RSD	Int. (c/s)
Ag 328.068	0.8002b	ppb	0.3856	48.2	-35.5139
Al 308.215	130.148b	ppb	4.3743	3.4	1436.90
As 188.980	3.4676b	ppb	2.7297	78.7	-3.5812
B 249.678	208.159b	ppb	0.3318	0.2	2528.01
Ba 389.178	1.3191b	ppb	0.9355	70.9	-27.7393
Be 313.042	0.0331b	ppb	0.0081	24.5	-269.942
Ca 370.602	34590b	ppb	204.8	0.6	27560
Cd 226.502	0.0326b	ppb	0.0884	271.2	19.1189
Co 228.615	-0.0782b	ppb	0.8284	1059.0	1.3835
Cr 267.716	0.1133b	ppb	0.1903	168.0	10.4841
Cu 324.754	-2.3636b	ppb	0.2304	9.7	281.202
Fe 271.441	313.676b	ppb	4.6075	1.5	245.300
K 766.491	15398.0b	ppb	84.5123	0.5	299022
Mg 279.078	21752.4b	ppb	97.0135	0.4	30353.5
Mn 257.610	13.8839b	ppb	0.0148	0.1	1498.16
Mo 202.032	0.0393b	ppb	0.8089	2058.3	8.2414
Na 330.237	105941xb	ppb	427.817	0.4	2946.11
Ni 231.604	1.4113b	ppb	0.4080	28.9	5.5138
Pb 220.353	-1.7329b	ppb	4.4464	256.6	12.8257
Sb 206.834	3.1552b	ppb	4.7745	151.3	0.5178
Se 196.026	-3.4802b	ppb	6.5223	187.4	4.0003
Sn 189.925	1.1226b	ppb	1.2043	107.3	-9.3467
Sr 216.596	159.223b	ppb	0.5296	0.3	649.730
Ti 334.941	1.4951b	ppb	0.0651	4.4	169.983
Tl 190.794	4.1888b	ppb	8.1220	193.9	-8.9962
V 292.401	2.2826b	ppb	0.5654	24.8	7.4657
Zn 206.200	12.6648b	ppb	4.1015	32.4	1899080

E06062013.vvq. All Data Report 6/7/2013, 10:03:32 AM

680-90962-b-8-a (Samp) **6/6/2013, 1:36:39 PM** **Rack 1, Tube 31**
Weight: 1 **Volume: 1** **Dilution: 1**

Label	Replicates Concentration		
Ag 328.068	0.3174	0.5857	0.6176
Al 308.215	95.5486	92.1909	89.5771
As 188.980	13.3671	10.7992	12.8077
B 249.678	178.363	179.814	178.796
Ba 389.178	12.2520	14.1227	15.6238
Be 313.042	0.0478	0.0412	0.0512
Ca 370.602	87380	87669	87305
Cd 226.502	-0.1224u	-0.5958u	-0.1376u
Co 228.615	1.0848	0.4810	1.6112
Cr 267.716	0.1900	0.3401	0.3194
Cu 324.754	-3.0898u	-3.1221u	-2.8279u
Fe 271.441	14.1436	2.5641	7.1546
K 766.491	84845.6x	84934.6x	84879.6x
Mg 279.078	19467.7	19484.3	19456.4
Mn 257.610	7.6660	7.6604	7.7677
Mo 202.032	0.1062	0.2047	1.7699
Na 330.237	131791x	131200x	131627x
Ni 231.604	0.5146	0.2729	-1.7749u
Pb 220.353	-1.2279u	-1.5449u	0.6137
Sb 206.834	-1.9294u	7.4816	2.7475
Se 196.026	5.9182	5.2823	0.2751
Sn 189.925	0.4673	4.7707	4.9119
Sr 216.596	16.9882	16.1893	13.9998
Ti 334.941	1.6778	1.7525	1.5873
Tl 190.794	-7.6163u	12.3298	1.3251
V 292.401	2.2636	1.2472	1.5035
Zn 206.200	7.4351	9.2306	13.9197

Label	Sol'n Conc.	Units	SD	%RSD	Int. (c/s)
Ag 328.068	0.5069b	ppb	0.1649	32.5	-42.5068
Al 308.215	92.4388b	ppb	2.9935	3.2	1333.21
As 188.980	12.3247b	ppb	1.3504	11.0	-0.5276
B 249.678	178.991b	ppb	0.7453	0.4	2189.87
Ba 389.178	13.9995b	ppb	1.6893	12.1	36.5467
Be 313.042	0.0467b	ppb	0.0051	10.9	-244.107
Ca 370.602	87451b	ppb	192.3	0.2	69729
Cd 226.502	-0.2853b	ppb	0.2690	94.3	12.9740
Co 228.615	1.0590b	ppb	0.5656	53.4	7.8712
Cr 267.716	0.2832b	ppb	0.0814	28.7	14.1383
Cu 324.754	-3.0132b	ppb	0.1613	5.4	263.142
Fe 271.441	7.9541b	ppb	5.8310	73.3	17.4637
K 766.491	84886.6xb	ppb	44.9009	0.1	1646754
Mg 279.078	19469.5b	ppb	14.0426	0.1	27172.4
Mn 257.610	7.6980b	ppb	0.0604	0.8	868.038
Mo 202.032	0.6936b	ppb	0.9334	134.6	9.9476
Na 330.237	131540xb	ppb	304.950	0.2	3649.92
Ni 231.604	-0.3291b	ppb	1.2579	382.2	3.1442
Pb 220.353	-0.7197b	ppb	1.1656	162.0	13.4772
Sb 206.834	2.7666b	ppb	4.7055	170.1	0.2950
Se 196.026	3.8252b	ppb	3.0909	80.8	6.7938
Sn 189.925	3.3833b	ppb	2.5264	74.7	-8.4872
Sr 216.596	15.7258b	ppb	1.5472	9.8	80.8007
Ti 334.941	1.6725b	ppb	0.0828	4.9	182.380
Tl 190.794	2.0129b	ppb	9.9908	496.3	-9.7592
V 292.401	1.6715b	ppb	0.5286	31.6	1.2932
Zn 206.200	10.1951b	ppb	3.3482	32.8	16.6610

E06062013.vvq. All Data Report 6/7/2013, 10:03:32 AM

680-90962-b-9-a (Samp) 6/6/2013, 1:41:14 PM Rack 1, Tube 32

Weight: 1

Volume: 1

Dilution: 1

Label	Replicates Concentration		
Ag 328.068	0.3465	0.3941	0.5202
Al 308.215	45.5872	50.7171	48.8522
As 188.980	8.1159	4.0937	4.2327
B 249.678	199.629	200.362	199.466
Ba 389.178	-0.4792	-2.8804	-1.0197
Be 313.042	0.0306	0.0163	0.0102
Ca 370.602	127184	126992	127092
Cd 226.502	-0.1565u	-0.2185u	0.4291
Co 228.615	0.4455	0.8512	1.1803
Cr 267.716	0.5506	0.0869	0.4257
Cu 324.754	-2.2072u	-2.6887u	-2.9911u
Fe 271.441	17.8646	22.3352	7.4292
K 766.491	115027x	114993x	115132x
Mg 279.078	36679.4	36730.5	36627.1
Mn 257.610	30.2178	30.1597	30.1685
Mo 202.032	-1.7795u	0.6377	1.2700
Na 330.237	141746x	141559x	141593x
Ni 231.604	-1.1921u	2.4071	2.6144
Pb 220.353	-5.9777u	-2.8478u	-1.5511u
Sb 206.834	12.9324	2.6765	8.8288
Se 196.026	4.1963	6.9119	-13.5156u
Sn 189.925	5.6260	5.7071	8.7697
Sr 216.596	56.4355	57.5564	55.7183
Ti 334.941	1.2284	1.2043	1.2475
Tl 190.794	0.8214	-4.5857u	1.3139
V 292.401	0.3799	1.9041	0.4974
Zn 206.200	9.2728	5.8922	7.9545

Label	Sol'n Conc.	Units	SD	%RSD	Int. (c/s)
Ag 328.068	0.4203b	ppb	0.0898	21.4	-46.3428
Al 308.215	48.3854b	ppb	2.5966	5.4	1212.08
As 188.980	5.4808b	ppb	2.2831	41.7	-2.8862
B 249.678	199.819b	ppb	0.4767	0.2	2431.84
Ba 389.178	-1.4598b	ppb	1.2597	86.3	-33.5345
Be 313.042	0.0190b	ppb	0.0105	55.1	-272.379
Ca 370.602	127089b	ppb	96.08	0.1	101344
Cd 226.502	0.0180b	ppb	0.3574	1984.8	18.4721
Co 228.615	0.8257b	ppb	0.3681	44.6	6.5593
Cr 267.716	0.3544b	ppb	0.2399	67.7	15.7301
Cu 324.754	-2.6290b	ppb	0.3953	15.0	273.797
Fe 271.441	15.8764b	ppb	7.6493	48.2	23.3540
K 766.491	115051xb	ppb	72.2748	0.1	2231785
Mg 279.078	36679.0b	ppb	51.6809	0.1	51153.0
Mn 257.610	30.1820b	ppb	0.0313	0.1	3189.58
Mo 202.032	0.0427b	ppb	1.6095	3766.8	8.2567
Na 330.237	141633xb	ppb	99.7876	0.1	3927.41
Ni 231.604	1.2765b	ppb	2.1404	167.7	5.3263
Pb 220.353	-3.4589b	ppb	2.2757	65.8	11.6931
Sb 206.834	8.1459b	ppb	5.1619	63.4	3.2851
Se 196.026	-0.8025b	ppb	11.0933	1382.4	5.0291
Sn 189.925	6.7010b	ppb	1.7921	26.7	-7.2373
Sr 216.596	56.5701b	ppb	0.9264	1.6	244.793
Ti 334.941	1.2267b	ppb	0.0216	1.8	166.361
Tl 190.794	-0.8168b	ppb	3.2732	400.7	-10.7678
V 292.401	0.9272b	ppb	0.8481	91.5	-5.9917
Zn 206.200	7.7065b	ppb	1.7039	22.1	14.3991

E06062013.vvq. All Data Report 6/7/2013, 10:03:32 AM

680-90962-b-9-b ms (Samp) 6/6/2013, 1:45:49 PM Rack 1, Tube 33**Weight: 1****Volume: 1****Dilution: 1**

Label	Replicates Concentration		
Ag 328.068	11.5048	14.1920	13.1237
Al 308.215	4959.87	4957.28	4939.16
As 188.980	112.455	112.051	104.936
B 249.678	390.158	390.984	391.968
Ba 389.178	103.035	98.6719	98.6858
Be 313.042	48.3750	48.2731	48.1631
Ca 370.602	133270	132601	132487
Cd 226.502	49.5813	49.1184	49.1531
Co 228.615	47.6423	48.2538	48.2917
Cr 267.716	98.4538	98.1577	97.7480
Cu 324.754	43.4237	43.2578	43.9827
Fe 271.441	4792.72	4775.67	4782.55
K 766.491	123197x	122853x	122662x
Mg 279.078	42045.3	41958.6	41945.0
Mn 257.610	532.723	531.497	530.491
Mo 202.032	53.3175	52.6269	54.4170
Na 330.237	150160x	149729x	150238x
Ni 231.604	95.4282	94.8563	96.3042
Pb 220.353	58.8487	43.4735	54.5269
Sb 206.834	41.2697	36.3527	33.7225
Se 196.026	12.6166	7.6024	15.0962
Sn 189.925	126.598	102.487	116.383
Sr 216.596	156.355	158.559	155.881
Ti 334.941	98.5832	98.0731	98.0104
Tl 190.794	33.1134	40.6912	32.6070
V 292.401	100.140	99.1533	99.6045
Zn 206.200	100.504	100.872	105.487

Label	Sol'n Conc.	Units	SD	%RSD	Int. (c/s)
Ag 328.068	12.9402b	ppb	1.3530	10.5	372.587
Al 308.215	4952.10b	ppb	11.2845	0.2	14694.1
As 188.980	109.814b	ppb	4.2291	3.9	33.0602
B 249.678	391.037b	ppb	0.9059	0.2	4645.14
Ba 389.178	100.131b	ppb	2.5152	2.5	497.053
Be 313.042	48.2704b	ppb	0.1060	0.2	61783.7
Ca 370.602	132786b	ppb	422.7	0.3	105809
Cd 226.502	49.2843b	ppb	0.2578	0.5	903.198
Co 228.615	48.0626b	ppb	0.3645	0.8	276.148
Cr 267.716	98.1198b	ppb	0.3544	0.4	2033.10
Cu 324.754	43.5547b	ppb	0.3798	0.9	1555.92
Fe 271.441	4783.65b	ppb	8.5777	0.2	3580.55
K 766.491	122904xb	ppb	271.016	0.2	2384098
Mg 279.078	41983.0b	ppb	54.3798	0.1	58538.3
Mn 257.610	531.571b	ppb	1.1180	0.2	53627.3
Mo 202.032	53.4538b	ppb	0.9028	1.7	146.890
Na 330.237	150043xb	ppb	273.937	0.2	4156.91
Ni 231.604	95.5296b	ppb	0.7292	0.8	133.407
Pb 220.353	52.2830b	ppb	7.9294	15.2	48.1444
Sb 206.834	37.1150b	ppb	3.8309	10.3	19.7481
Se 196.026	11.7718b	ppb	3.8177	32.4	9.9010
Sn 189.925	115.156b	ppb	12.1022	10.5	33.3261
Sr 216.596	156.932b	ppb	1.4292	0.9	644.992
Ti 334.941	98.2222b	ppb	0.3142	0.3	9159.64
Tl 190.794	35.4705b	ppb	4.5283	12.8	1.9769
V 292.401	99.6324b	ppb	0.4937	0.5	966.501
Zn 206.200	102.288b	ppb	2.7764	2.7	369.172

E06062013.wvq. All Data Report 6/7/2013, 10:03:32 AM

680-90962-b-9-c msd (Samp) 6/6/2013, 1:50:25 PM Rack 1, Tube 34**Weight: 1****Volume: 1****Dilution: 1**

Label	Replicates Concentration		
Ag 328.068	39.5266	39.1528	39.3505
Al 308.215	5069.00	5087.77	5098.00
As 188.980	110.730	113.001	103.510
B 249.678	396.410	396.488	398.280
Ba 389.178	102.732	102.902	99.5238
Be 313.042	49.6157	49.7427	49.7954
Ca 370.602	131174	131601	131091
Cd 226.502	50.7215	50.5321	50.7776
Co 228.615	49.1080	50.1386	48.7860
Cr 267.716	101.142	101.073	100.940
Cu 324.754	96.1698	96.2271	96.7159
Fe 271.441	4882.83	4935.64	4918.44
K 766.491	120021x	120348x	120917x
Mg 279.078	41447.4	41451.1	41432.1
Mn 257.610	545.689	547.012	547.759
Mo 202.032	92.5757	93.0912	93.8326
Na 330.237	147456x	147680x	147028x
Ni 231.604	98.1503	99.4738	99.7216
Pb 220.353	52.6885	54.8403	54.1517
Sb 206.834	45.3604	49.1573	55.5877
Se 196.026	23.4742	22.0258	23.1720
Sn 189.925	172.033	163.851	175.394
Sr 216.596	159.528	159.885	157.552
Ti 334.941	100.740	101.180	101.551
Tl 190.794	49.2702	33.4018	39.0614
V 292.401	101.905	103.473	103.687
Zn 206.200	101.820	102.036	101.825

Label	Sol'n Conc.	Units	SD	%RSD	Int. (c/s)
Ag 328.068	39.3433b	ppb	0.1870	0.5	1257.70
Al 308.215	5084.92b	ppb	14.7094	0.3	15060.2
As 188.980	109.080b	ppb	4.9561	4.5	32.8015
B 249.678	397.059b	ppb	1.0578	0.3	4714.88
Ba 389.178	101.719b	ppb	1.9033	1.9	505.032
Be 313.042	49.7179b	ppb	0.0924	0.2	63641.1
Ca 370.602	131289b	ppb	273.6	0.2	104612
Cd 226.502	50.6771b	ppb	0.1286	0.3	928.199
Co 228.615	49.3442b	ppb	0.7066	1.4	282.922
Cr 267.716	101.052b	ppb	0.1022	0.1	2093.57
Cu 324.754	96.3709b	ppb	0.3002	0.3	3021.57
Fe 271.441	4912.30b	ppb	26.9325	0.5	3676.56
K 766.491	120429xb	ppb	453.164	0.4	2336096
Mg 279.078	41443.5b	ppb	10.0931	0.0	57786.4
Mn 257.610	546.820b	ppb	1.0483	0.2	55158.8
Mo 202.032	93.1665b	ppb	0.6318	0.7	250.077
Na 330.237	147388xb	ppb	331.058	0.2	4083.91
Ni 231.604	99.1152b	ppb	0.8448	0.9	138.279
Pb 220.353	53.8935b	ppb	1.0989	2.0	49.1772
Sb 206.834	50.0351b	ppb	5.1699	10.3	26.6682
Se 196.026	22.8907b	ppb	0.7641	3.3	14.1536
Sn 189.925	170.426b	ppb	5.9372	3.5	53.9956
Sr 216.596	158.988b	ppb	1.2565	0.8	652.916
Ti 334.941	101.157b	ppb	0.4063	0.4	9430.76
Tl 190.794	40.5778b	ppb	8.0422	19.8	3.7799
V 292.401	103.021b	ppb	0.9728	0.9	997.602
Zn 206.200	101.894b	ppb	0.1233	0.1	99.8085

E06062013.wvq. All Data Report 6/7/2013, 10:03:32 AM

680-90962-b-10-a (Samp) **6/6/2013, 1:55:01 PM** **Rack 1, Tube 35****Weight: 1****Volume: 1****Dilution: 1**

Label	Replicates Concentration		
Ag 328.068	0.7455	0.6115	0.7469
Al 308.215	83.3867	86.3294	95.1636
As 188.980	5.5732	8.8567	1.9282
B 249.678	10.1332	10.4667	8.6788
Ba 389.178	1.1367	2.8363	3.1364
Be 313.042	0.0350	0.0305	0.0502
Ca 370.602	976.3	985.6	1002
Cd 226.502	0.0224	0.0034	-0.4207u
Co 228.615	0.1408	0.7949	1.5820
Cr 267.716	0.0584	-0.3536u	-0.3659u
Cu 324.754	-2.5724u	-1.7389u	-1.5851u
Fe 271.441	-19.0769u	-0.5942u	-2.3935u
K 766.491	25.3459	33.3502	50.9578
Mg 279.078	49.6807	46.9201	56.1987
Mn 257.610	0.3404	0.4425	0.6280
Mo 202.032	1.5266	1.5866	1.6174
Na 330.237	1795.69	1792.55	1744.41
Ni 231.604	0.5701	-1.2564u	-3.2101u
Pb 220.353	-0.5898u	8.1415	3.8436
Sb 206.834	1.5269	4.0620	4.1935
Se 196.026	-3.5662u	-2.1579u	-1.2872u
Sn 189.925	6.1483	-2.4746u	2.7764
Sr 216.596	-0.3954u	2.1905	0.7080
Ti 334.941	1.2137	1.1540	1.1474
Tl 190.794	-0.6622u	-6.6747u	7.1384
V 292.401	-0.0276u	-0.0242u	0.9251
Zn 206.200	3.4696	2.4697	6.0979

Label	Sol'n Conc.	Units	SD	%RSD	Int. (c/s)
Ag 328.068	0.7013	ppb	0.0778	11.1	-35.4740
Al 308.215	88.2932	ppb	6.1292	6.9	1321.94
As 188.980	5.4527	ppb	3.4658	63.6	-2.8959
B 249.678	9.7596	ppb	0.9507	9.7	224.017
Ba 389.178	2.3698	ppb	1.0784	45.5	-35.0136
Be 313.042	0.0385	ppb	0.0103	26.8	-261.983
Ca 370.602	987.9	ppb	13.04	1.3	765.1
Cd 226.502	-0.1317	ppb	0.2505	190.3	15.9280
Co 228.615	0.8392	ppb	0.7216	86.0	6.5689
Cr 267.716	-0.2204	ppb	0.2415	109.6	2.7774
Cu 324.754	-1.9654	ppb	0.5312	27.0	292.227
Fe 271.441	-7.3549	ppb	10.1914	138.6	6.0343
K 766.491	36.5513	ppb	13.1026	35.8	1085.93
Mg 279.078	50.9332	ppb	4.7644	9.4	113.312
Mn 257.610	0.4703	ppb	0.1458	31.0	72.4461
Mo 202.032	1.5769	ppb	0.0461	2.9	12.2438
Na 330.237	1777.55	ppb	28.7437	1.6	82.5932
Ni 231.604	-1.2988	ppb	1.8905	145.6	1.8267
Pb 220.353	3.7984	ppb	4.3658	114.9	16.4237
Sb 206.834	3.2608	ppb	1.5030	46.1	0.5602
Se 196.026	-2.3371	ppb	1.1501	49.2	4.4366
Sn 189.925	2.1500	ppb	4.3454	202.1	-8.9851
Sr 216.596	0.8344	ppb	1.2976	155.5	18.2790
Ti 334.941	1.1717	ppb	0.0365	3.1	110.321
Tl 190.794	-0.0662	ppb	6.9258	10469.7	-10.4963
V 292.401	0.2911	ppb	0.5491	188.6	-12.1423
Zn 206.200	4.0124	ppb	1.8740	46.7	31.0429

E06062013.wvq. All Data Report 6/7/2013, 10:03:32 AM

680-90962-c-11-a (Samp) 6/6/2013, 1:59:37 PM Rack 1, Tube 36

Weight: 1

Volume: 1

Dilution: 1

Label	Replicates Concentration		
Ag 328.068	0.6956	-0.2140u	0.5792
Al 308.215	5410.82	5486.35	5517.00
As 188.980	2.3380	-0.5252u	9.4213
B 249.678	98.4440	99.7172	99.6277
Ba 389.178	68.0389	72.1359	73.9532
Be 313.042	0.1424	0.1476	0.1467
Ca 370.602	10638	10765	10805
Cd 226.502	-0.5312u	-0.3313u	0.1267
Co 228.615	2.3864	3.3128	1.8076
Cr 267.716	0.3363	0.1885	0.3120
Cu 324.754	-1.4914u	-1.6232u	-2.1420u
Fe 271.441	558.246	584.881	587.681
K 766.491	235.553	235.589	241.359
Mg 279.078	5209.18	5268.82	5284.71
Mn 257.610	49.5522	50.0369	50.2999
Mo 202.032	0.6013	0.9536	0.4321
Na 330.237	47645.3	47820.2	48485.6
Ni 231.604	4.4921	5.7909	5.2145
Pb 220.353	17.4126	16.3794	22.2334
Sb 206.834	1.6589	3.2550	-1.0596u
Se 196.026	2.0889	-5.0522u	-5.0493u
Sn 189.925	0.6239	0.6716	1.2397
Sr 216.596	120.727	121.631	123.776
Ti 334.941	0.0976	0.1240	0.1653
Tl 190.794	-4.0497u	-7.0019u	0.9274
V 292.401	0.4624	1.5253	1.3897
Zn 206.200	3.8745	2.9854	2.8018

Label	Sol'n Conc.	Units	SD	%RSD	Int. (c/s)
Ag 328.068	0.3536	ppb	0.4950	140.0	-49.5070
Al 308.215	5471.39	ppb	54.6485	1.0	16129.7
As 188.980	3.7447	ppb	5.1203	136.7	-3.4578
B 249.678	99.2629	ppb	0.7107	0.7	1262.67
Ba 389.178	71.3760	ppb	3.0295	4.2	325.597
Be 313.042	0.1456	ppb	0.0028	1.9	-125.269
Ca 370.602	10736	ppb	87.37	0.8	8528
Cd 226.502	-0.2453	ppb	0.3373	137.5	14.5610
Co 228.615	2.5023	ppb	0.7593	30.3	16.0529
Cr 267.716	0.2789	ppb	0.0793	28.4	13.5898
Cu 324.754	-1.7522	ppb	0.3439	19.6	298.222
Fe 271.441	576.936	ppb	16.2465	2.8	441.689
K 766.491	237.500	ppb	3.3415	1.4	4983.34
Mg 279.078	5254.24	ppb	39.8209	0.8	7362.43
Mn 257.610	49.9630	ppb	0.3793	0.8	5067.80
Mo 202.032	0.6623	ppb	0.2660	40.2	9.8561
Na 330.237	47983.7	ppb	443.383	0.9	1352.79
Ni 231.604	5.1658	ppb	0.6508	12.6	10.6170
Pb 220.353	18.6752	ppb	3.1246	16.7	26.1115
Sb 206.834	1.2848	ppb	2.1815	169.8	-0.5199
Se 196.026	-2.6709	ppb	4.1221	154.3	4.3147
Sn 189.925	0.8450	ppb	0.3426	40.5	-9.4641
Sr 216.596	122.045	ppb	1.5661	1.3	500.987
Ti 334.941	0.1290	ppb	0.0341	26.4	20.4143
Tl 190.794	-3.3747	ppb	4.0075	118.8	-11.6903
V 292.401	1.1258	ppb	0.5785	51.4	-3.9615
Zn 206.200	3.2206	ppb	0.5737	17.8	10.3259

E06062013.wvq. All Data Report 6/7/2013, 10:03:32 AM

680-90962-b-11-a (Samp) 6/6/2013, 2:13:20 PM Rack 1, Tube 39

Weight: 1

Volume: 1

Dilution: 1

Label	Replicates Concentration		
Ag 328.068	-0.3145u	0.1102	0.5219
Al 308.215	5347.08	5340.21	5326.94
As 188.980	3.9866	-8.9762u	2.9505
B 249.678	96.9153	97.1776	96.5907
Ba 389.178	66.6483	68.0046	71.5415
Be 313.042	0.1505	0.1495	0.1719
Ca 370.602	10653	10605	10598
Cd 226.502	-0.3708u	0.0457	-0.0791u
Co 228.615	1.7012	1.8519	2.5972
Cr 267.716	0.4321	0.0196	0.6128
Cu 324.754	-0.9795u	-0.5281u	-1.6755u
Fe 271.441	563.041	571.030	570.346
K 766.491	254.151	253.549	253.252
Mg 279.078	5213.19	5199.78	5180.28
Mn 257.610	49.6081	49.4012	49.4831
Mo 202.032	0.4787	1.8093	1.2772
Na 330.237	47560.9	47277.3	47403.6
Ni 231.604	4.6632	6.6523	4.8899
Pb 220.353	20.0686	26.8570	18.1799
Sb 206.834	11.2813	1.7692	8.0764
Se 196.026	-3.1355u	2.9582	-13.4413u
Sn 189.925	3.6097	-7.1154u	4.0952
Sr 216.596	121.314	122.041	122.386
Ti 334.941	0.0867	0.0827	0.0219
Tl 190.794	3.6473	-6.4099u	-11.4962u
V 292.401	1.8530	1.6367	1.9191
Zn 206.200	3.7228	2.7177	6.2310

Label	Sol'n Conc.	Units	SD	%RSD	Int. (c/s)
Ag 328.068	0.1059	ppb	0.4183	395.1	-57.8012
Al 308.215	5338.08	ppb	10.2413	0.2	15763.0
As 188.980	-0.6797	ppb	7.2036	1059.8	-4.9831
B 249.678	96.8945	ppb	0.2940	0.3	1235.18
Ba 389.178	68.7315	ppb	2.5263	3.7	311.861
Be 313.042	0.1573	ppb	0.0127	8.0	-110.173
Ca 370.602	10619	ppb	30.10	0.3	8435
Cd 226.502	-0.1347	ppb	0.2138	158.7	16.5128
Co 228.615	2.0501	ppb	0.4797	23.4	13.4727
Cr 267.716	0.3548	ppb	0.3041	85.7	15.1461
Cu 324.754	-1.0610	ppb	0.5780	54.5	317.393
Fe 271.441	568.139	ppb	4.4280	0.8	435.106
K 766.491	253.651	ppb	0.4582	0.2	5296.58
Mg 279.078	5197.75	ppb	16.5468	0.3	7283.75
Mn 257.610	49.4975	ppb	0.1042	0.2	5020.77
Mo 202.032	1.1884	ppb	0.6697	56.4	11.2230
Na 330.237	47413.9	ppb	142.052	0.3	1337.12
Ni 231.604	5.4018	ppb	1.0889	20.2	10.9380
Pb 220.353	21.7018	ppb	4.5633	21.0	28.0864
Sb 206.834	7.0423	ppb	4.8396	68.7	2.6725
Se 196.026	-4.5395	ppb	8.2894	182.6	3.6003
Sn 189.925	0.1965	ppb	6.3370	3225.1	-9.7067
Sr 216.596	121.914	ppb	0.5472	0.4	500.454
Ti 334.941	0.0638	ppb	0.0363	56.9	14.2947
Tl 190.794	-4.7529	ppb	7.7065	162.1	-12.1795
V 292.401	1.8029	ppb	0.1477	8.2	2.7203
Zn 206.200	4.2238	ppb	1.8994	42.8	317.2374

E06062013.wvq. All Data Report 6/7/2013, 10:03:32 AM

680-90852-a-42-a^10 (Samp) 6/6/2013, 2:17:54 PM Rack 1, Tube 40

Weight: 1

Volume: 1

Dilution: 1

Label	Replicates Concentration		
Ag 328.068	1.9961	1.8614	0.6072
Al 308.215	14210.5	14068.8	13829.0
As 188.980	88.7321	82.5145	85.4656
B 249.678	16.0788	15.9544	16.3316
Ba 389.178	332.627	327.274	325.841
Be 313.042	1.9515	1.9454	1.9127
Ca 370.602	24054	23697	23360
Cd 226.502	1.1809	1.7484	1.3123
Co 228.615	13.2191	15.1734	13.6696
Cr 267.716	72.0162	70.6993	69.6492
Cu 324.754	202.248	200.561	196.001
Fe 271.441	53773.0	53144.8	52240.5
K 766.491	1282.97	1272.27	1251.58
Mg 279.078	7321.37	7253.04	7110.42
Mn 257.610	2465.77	2440.25	2398.15
Mo 202.032	3.3613	4.5175	3.1236
Na 330.237	191.776u	415.134u	287.745u
Ni 231.604	15.8858	16.7115	14.2198
Pb 220.353	10284.8	10233.0	10048.2
Sb 206.834	1252.90	1228.99	1215.36
Se 196.026	10.5475	-1.9927u	-1.3972u
Sn 189.925	1414.42	1401.18	1374.71
Sr 216.596	61.4985	59.6539	58.7985
Ti 334.941	220.301	217.668	214.359
Tl 190.794	-5.5615u	8.7067	-1.0926u
V 292.401	72.6392	71.9081	71.4022
Zn 206.200	518.218	517.226	504.432

Label	Sol'n Conc.	Units	SD	%RSD	Int. (c/s)
Ag 328.068	1.4882	ppb	0.7660	51.5	-5.2992
Al 308.215	14036.1	ppb	192.862	1.4	39684.0
As 188.980	85.5707	ppb	3.1101	3.6	24.4987
B 249.678	16.1216	ppb	0.1922	1.2	211.424
Ba 389.178	328.581	ppb	3.5768	1.1	1671.51
Be 313.042	1.9365	ppb	0.0208	1.1	2180.53
Ca 370.602	23704	ppb	347.0	1.5	17861
Cd 226.502	1.4139	ppb	0.2971	21.0	110.485
Co 228.615	14.0207	ppb	1.0234	7.3	84.5658
Cr 267.716	70.7883	ppb	1.1860	1.7	1477.18
Cu 324.754	199.604	ppb	3.2320	1.6	5891.87
Fe 271.441	53052.8	ppb	770.411	1.5	39560.5
K 766.491	1268.94	ppb	15.9559	1.3	24988.2
Mg 279.078	7228.27	ppb	107.632	1.5	10092.6
Mn 257.610	2434.72	ppb	34.1445	1.4	244918
Mo 202.032	3.6674	ppb	0.7457	20.3	16.6669
Na 330.237	298.219	ppb	112.047	37.6	28.9209
Ni 231.604	15.6057	ppb	1.2692	8.1	25.3603
Pb 220.353	10188.7	ppb	124.389	1.2	6662.43
Sb 206.834	1232.42	ppb	19.0015	1.5	683.766
Se 196.026	2.3859	ppb	7.0744	296.5	6.3642
Sn 189.925	1396.77	ppb	20.2203	1.4	512.591
Sr 216.596	59.9836	ppb	1.3799	2.3	271.846
Ti 334.941	217.442	ppb	2.9772	1.4	20157.7
Tl 190.794	0.6842	ppb	7.2982	1066.7	-11.8243
V 292.401	71.9832	ppb	0.6219	0.9	697.290
Zn 206.200	513.292	ppb	7.6890	1.5	474.086

E06062013.vvq. All Data Report 6/7/2013, 10:03:32 AM

mb 680-278983/1-a (Samp) **6/6/2013, 2:22:40 PM** **Rack 1, Tube 41**
Weight: 1 **Volume: 1** **Dilution: 1**

Label	Replicates Concentration		
Ag 328.068	0.1673	0.3730	0.8428
Al 308.215	-20.4297u	-26.7640u	-30.4304u
As 188.980	7.2801	-6.7473u	-0.9206u
B 249.678	1.3023	1.6638	1.7988
Ba 389.178	0.3615	1.9227	-4.1895u
Be 313.042	0.0351	0.0252	0.0318
Ca 370.602	18.67	16.84	21.37
Cd 226.502	0.1377	-0.1274u	0.1904
Co 228.615	0.8477	-1.5668u	-0.5075u
Cr 267.716	0.1959	-0.1878u	-0.3413u
Cu 324.754	-1.3925u	-1.3486u	-2.0902u
Fe 271.441	6.2293	5.1412	-0.2932u
K 766.491	1.1728	1.8624	0.8803
Mg 279.078	27.0749	26.8039	20.9576
Mn 257.610	0.1186	0.1693	0.2508
Mo 202.032	1.6857	0.6442	-0.6304u
Na 330.237	206.444	88.2785	50.4093
Ni 231.604	0.0391	-2.0044u	-3.0618u
Pb 220.353	9.4518	0.5433	0.4915
Sb 206.834	3.3875	2.0473	8.7524
Se 196.026	-4.2025u	-0.1594u	-5.2756u
Sn 189.925	-2.0010u	6.4825	5.0393
Sr 216.596	-0.6590u	-0.7241u	-0.4066u
Ti 334.941	0.0896	0.1484	-0.0043u
Tl 190.794	4.0839	0.9341	2.1152
V 292.401	-0.1116u	0.6192	1.2455
Zn 206.200	3.4690	3.0841	1.9648

Label	Sol'n Conc.	Units	SD	%RSD	Int. (c/s)
Ag 328.068	0.4610	ppb	0.3462	75.1	-43.5078
Al 308.215	-25.8747	ppb	5.0594	19.6	1007.86
As 188.980	-0.1293	ppb	7.0471	5450.5	-4.8200
B 249.678	1.5883	ppb	0.2567	16.2	129.079
Ba 389.178	-0.6351	ppb	3.1756	500.0	-50.5916
Be 313.042	0.0307	ppb	0.0050	16.4	-272.100
Ca 370.602	18.96	ppb	2.279	12.0	-8.234
Cd 226.502	0.0669	ppb	0.1703	254.5	19.4936
Co 228.615	-0.4088	ppb	1.2103	296.0	-0.5370
Cr 267.716	-0.1111	ppb	0.2767	249.2	5.0173
Cu 324.754	-1.6104	ppb	0.4161	25.8	302.060
Fe 271.441	3.6925	ppb	3.4943	94.6	14.2009
K 766.491	1.3052	ppb	0.5043	38.6	402.331
Mg 279.078	24.9455	ppb	3.4562	13.9	77.1269
Mn 257.610	0.1795	ppb	0.0667	37.1	43.1317
Mo 202.032	0.5665	ppb	1.1600	204.8	9.6179
Na 330.237	115.044	ppb	81.3878	70.7	36.8946
Ni 231.604	-1.6757	ppb	1.5764	94.1	1.3160
Pb 220.353	3.4956	ppb	5.1584	147.6	16.2283
Sb 206.834	4.7291	ppb	3.5482	75.0	1.3824
Se 196.026	-3.2125	ppb	2.6980	84.0	4.1018
Sn 189.925	3.1736	ppb	4.5390	143.0	-8.6027
Sr 216.596	-0.5966	ppb	0.1677	28.1	12.5561
Ti 334.941	0.0779	ppb	0.0770	98.8	8.9943
Tl 190.794	2.3777	ppb	1.5913	66.9	-9.6303
V 292.401	0.5844	ppb	0.6792	116.2	-9.1803
Zn 206.200	2.8393	ppb	0.7814	27.5	9.9766

E06062013.wvq. All Data Report 6/7/2013, 10:03:32 AM

ics 680-278983/2-a (Samp) 6/6/2013, 2:34:32 PM Rack 1, Tube 42
 Weight: 1 Volume: 1 Dilution: 1

Label	Replicates Concentration		
Ag 328.068	54.5603	53.9771	54.5888
Al 308.215	4862.85	4843.03	4889.35
As 188.980	109.021	111.498	113.651
B 249.678	187.511	187.651	190.836
Ba 389.178	101.626	98.3290	99.6753
Be 313.042	51.1374	51.0371	51.5011
Ca 370.602	4829	4846	4923
Cd 226.502	51.1172	51.3297	51.9502
Co 228.615	49.6859	49.5154	51.4157
Cr 267.716	101.425	100.878	102.595
Cu 324.754	97.2853	100.117	99.9915
Fe 271.441	4929.56	4916.77	4956.59
K 766.491	4776.65	4792.32	4851.24
Mg 279.078	4975.70	4969.65	5016.95
Mn 257.610	519.262	518.515	523.259
Mo 202.032	103.889	104.643	105.998
Na 330.237	4912.37	5046.16	4876.50
Ni 231.604	98.3461	96.0299	97.9545
Pb 220.353	56.8051	55.3510	51.3231
Sb 206.834	57.2666	56.2908	46.0354
Se 196.026	95.6938	103.759	98.9542
Sn 189.925	205.931	207.229	215.022
Sr 216.596	101.885	100.972	102.104
Ti 334.941	99.2582	99.1111	100.442
Tl 190.794	38.2781	33.5796	26.1947
V 292.401	101.994	101.662	103.645
Zn 206.200	101.231	103.442	104.377

Label	Sol'n Conc.	Units	SD	%RSD	Int. (c/s)
Ag 328.068	54.3754	ppb	0.3452	0.6	1763.09
Al 308.215	4865.08	ppb	23.2400	0.5	14455.7
As 188.980	111.390	ppb	2.3166	2.1	33.5939
B 249.678	188.666	ppb	1.8804	1.0	2294.02
Ba 389.178	99.8767	ppb	1.6576	1.7	474.259
Be 313.042	51.2252	ppb	0.2441	0.5	65564.1
Ca 370.602	4866	ppb	49.87	1.0	3776
Cd 226.502	51.4657	ppb	0.4328	0.8	942.459
Co 228.615	50.2057	ppb	1.0514	2.1	287.585
Cr 267.716	101.633	ppb	0.8767	0.9	2104.44
Cu 324.754	99.1313	ppb	1.5999	1.6	3098.34
Fe 271.441	4934.31	ppb	20.3303	0.4	3693.01
K 766.491	4806.74	ppb	39.3276	0.8	93603.7
Mg 279.078	4987.43	ppb	25.7375	0.5	6986.32
Mn 257.610	520.345	ppb	2.5511	0.5	52367.6
Mo 202.032	104.843	ppb	1.0684	1.0	280.419
Na 330.237	4945.01	ppb	89.4154	1.8	167.903
Ni 231.604	97.4435	ppb	1.2398	1.3	136.007
Pb 220.353	54.4931	ppb	2.8399	5.2	49.5629
Sb 206.834	53.1976	ppb	6.2218	11.7	28.3516
Se 196.026	99.4689	ppb	4.0570	4.1	43.4223
Sn 189.925	209.394	ppb	4.9174	2.3	68.5229
Sr 216.596	101.654	ppb	0.6001	0.6	420.006
Ti 334.941	99.6038	ppb	0.7297	0.7	9236.14
Tl 190.794	32.6841	ppb	6.0913	18.6	0.9811
V 292.401	102.434	ppb	1.0621	1.0	991.258
Zn 206.200	103.017	ppb	1.6160	1.6	109.828

E06062013.wvq. All Data Report 6/7/2013, 10:03:32 AM

680-90802-a-1-a (Samp) 6/6/2013, 2:39:06 PM Rack 1, Tube 43

Weight: 1

Volume: 1

Dilution: 1

Label	Replicates Concentration		
Ag 328.068	0.2443	-0.1017u	1.1847
Al 308.215	96963.2	97261.6	97173.8
As 188.980	10.7483	12.3342	-1.0198u
B 249.678	14.5655	13.6720	13.1251
Ba 389.178	381.847	377.965	378.568
Be 313.042	2.1126	2.1132	2.1118
Ca 370.602	4535	4501	4546
Cd 226.502	0.1919	0.2005	0.3704
Co 228.615	6.8713	5.1831	6.7546
Cr 267.716	103.457	103.061	103.736
Cu 324.754	2.5465	3.3284	0.7931
Fe 271.441	61474.1	61633.3	61500.0
K 766.491	1118.45	1117.81	1112.49
Mg 279.078	4023.65	4027.61	4030.05
Mn 257.610	35.7838	35.9559	35.8525
Mo 202.032	3.6795	3.1502	2.1174
Na 330.237	1242.96	1367.10	1334.35
Ni 231.604	11.4573	6.0967	11.7147
Pb 220.353	133.661	130.385	131.409
Sb 206.834	3.3095	6.2851	4.9171
Se 196.026	11.3056	-4.0178u	-1.4141u
Sn 189.925	6.4490	14.4442	20.1668
Sr 216.596	148.319	149.859	150.564
Ti 334.941	156.053	156.166	155.496
Tl 190.794	-11.3510u	3.8282u	-14.4807u
V 292.401	128.685	128.533	128.426
Zn 206.200	43.3887	41.9923	46.2014

Label	Sol'n Conc.	Units	SD	%RSD	Int. (c/s)
Ag 328.068	0.4424	ppb	0.6657	150.5	-46.7099
Al 308.215	97132.9	ppb	153.370	0.2	268264
As 188.980	7.3542	ppb	7.2954	99.2	-2.0419
B 249.678	13.7875	ppb	0.7271	5.3	170.494
Ba 389.178	379.460	ppb	2.0892	0.6	1935.24
Be 313.042	2.1125	ppb	0.0007	0.0	2408.55
Ca 370.602	4527	ppb	23.80	0.5	2369
Cd 226.502	0.2543	ppb	0.1007	39.6	100.399
Co 228.615	6.2697	ppb	0.9428	15.0	40.4120
Cr 267.716	103.418	ppb	0.3391	0.3	2146.66
Cu 324.754	2.2226	ppb	1.2983	58.4	417.893
Fe 271.441	61535.8	ppb	85.4355	0.1	45883.9
K 766.491	1116.25	ppb	3.2736	0.3	22026.7
Mg 279.078	4027.10	ppb	3.2293	0.1	5641.77
Mn 257.610	35.8641	ppb	0.0866	0.2	3719.07
Mo 202.032	2.9824	ppb	0.7945	26.6	14.6950
Na 330.237	1314.80	ppb	64.3338	4.9	59.3169
Ni 231.604	9.7562	ppb	3.1719	32.5	17.5275
Pb 220.353	131.818	ppb	1.6757	1.3	100.931
Sb 206.834	4.8372	ppb	1.4894	30.8	2.7269
Se 196.026	1.9579	ppb	8.1993	418.8	5.6873
Sn 189.925	13.6867	ppb	6.8902	50.3	-4.6707
Sr 216.596	149.580	ppb	1.1482	0.8	630.366
Ti 334.941	155.905	ppb	0.3589	0.2	14454.0
Tl 190.794	-7.3345	ppb	9.7931	133.5	-14.4661
V 292.401	128.548	ppb	0.1297	0.1	1256.04
Zn 206.200	43.8608	ppb	2.1439	4.9	47.4170

E06062013.wvq. All Data Report 6/7/2013, 10:03:32 AM

680-90802-a-1-aSD^5 (Samp) 6/6/2013, 2:43:42 PM Rack 1, Tube 44**Weight: 1****Volume: 1****Dilution: 1**

Label	Replicates Concentration		
Ag 328.068	0.0604	0.8274	-0.0442u
Al 308.215	18966.0	19147.3	19080.2
As 188.980	10.8376	2.4384	8.3060
B 249.678	2.9575	2.7191	2.5575
Ba 389.178	71.5550	75.5802	73.0467
Be 313.042	0.4130	0.4104	0.4178
Ca 370.602	919.7	916.2	935.9
Cd 226.502	-0.1628	0.3010	-0.2152
Co 228.615	1.3457	1.8450	0.6778
Cr 267.716	20.2555	20.3699	20.1936
Cu 324.754	-1.1424u	-1.4168u	-2.4013u
Fe 271.441	12019.7	12165.8	12109.6
K 766.491	200.677	202.766	202.708
Mg 279.078	786.880	802.384	793.201
Mn 257.610	7.2636	7.2414	7.3879
Mo 202.032	-0.4672u	3.3317	1.8860
Na 330.237	160.420	304.825	-117.404u
Ni 231.604	-1.9314u	0.2853	2.4190
Pb 220.353	33.5923	23.8772	26.4717
Sb 206.834	12.8965	0.3848	9.3371
Se 196.026	-9.1491u	-9.2793u	-5.8232u
Sn 189.925	12.7790	6.5809	2.8326
Sr 216.596	29.1839	29.2176	28.7794
Ti 334.941	30.5658	30.8138	30.6405
Tl 190.794	-6.3072u	-8.2779u	-9.8165u
V 292.401	25.7075	26.7539	26.8787
Zn 206.200	9.6219	8.8064	10.0447

Label	Sol'n Conc.	Units	SD	%RSD	Int. (c/s)
Ag 328.068	0.2812	ppb	0.4759	169.3	-50.0497
Al 308.215	19064.5	ppb	91.6602	0.5	53519.9
As 188.980	7.1940	ppb	4.3086	59.9	-2.2571
B 249.678	2.7447	ppb	0.2012	7.3	122.807
Ba 389.178	73.3940	ppb	2.0350	2.8	336.198
Be 313.042	0.4137	ppb	0.0037	0.9	221.099
Ca 370.602	924.0	ppb	10.52	1.1	474.2
Cd 226.502	-0.0256	ppb	0.2841	1107.6	33.0832
Co 228.615	1.2895	ppb	0.5856	45.4	9.6983
Cr 267.716	20.2730	ppb	0.0895	0.4	426.685
Cu 324.754	-1.6535	ppb	0.6620	40.0	302.739
Fe 271.441	12098.4	ppb	73.6766	0.6	9030.31
K 766.491	202.050	ppb	1.1897	0.6	4295.79
Mg 279.078	794.155	ppb	7.7961	1.0	1146.58
Mn 257.610	7.2976	ppb	0.0789	1.1	776.059
Mo 202.032	1.5835	ppb	1.9174	121.1	12.0241
Na 330.237	115.947	ppb	214.599	185.1	34.8565
Ni 231.604	0.2576	ppb	2.1753	844.4	4.0758
Pb 220.353	27.9804	ppb	5.0302	18.0	32.3952
Sb 206.834	7.5395	ppb	6.4467	85.5	3.1905
Se 196.026	-8.0838	ppb	1.9589	24.2	2.1628
Sn 189.925	7.3975	ppb	5.0233	67.9	-7.0230
Sr 216.596	29.0603	ppb	0.2438	0.8	134.537
Ti 334.941	30.6734	ppb	0.1272	0.4	2845.15
Tl 190.794	-8.1339	ppb	1.7591	21.6	-13.6335
V 292.401	26.4467	ppb	0.6432	2.4	246.501
Zn 206.200	9.4910	ppb	0.6295	6.6	16.0529

E06062013.vvq. All Data Report 6/7/2013, 10:03:32 AM

680-90802-a-1-aPDS (Samp) 6/6/2013, 2:48:17 PM Rack 1, Tube 45**Weight: 1****Volume: 1****Dilution: 1**

Label	Replicates Concentration		
Ag 328.068	49.3162	49.8175	50.5891
Al 308.215	96103.4	96609.4	96402.7
As 188.980	2088.66	2085.97	2072.60
B 249.678	993.525	1004.38	1009.31
Ba 389.178	2368.52	2380.39	2366.76
Be 313.042	51.5234	51.8427	51.6677
Ca 370.602	9345	9448	9395
Cd 226.502	50.0361	51.1881	50.5691
Co 228.615	504.633	508.836	511.126
Cr 267.716	298.243	301.538	300.598
Cu 324.754	251.535	254.249	254.947
Fe 271.441	60551.1	60997.7	60718.9
K 766.491	6338.25	6361.44	6366.10
Mg 279.078	8935.61	9018.43	9002.98
Mn 257.610	547.409	552.388	549.954
Mo 202.032	539.917	549.368	544.394
Na 330.237	6902.95	6892.49	6643.42
Ni 231.604	493.974	506.440	505.493
Pb 220.353	639.114	654.630	655.187
Sb 206.834	475.987	489.146	488.097
Se 196.026	2002.25	2043.78	2011.19
Sn 189.925	1053.63	1052.13	1046.94
Sr 216.596	654.393	661.422	658.357
Ti 334.941	1156.31	1165.42	1160.35
Tl 190.794	2057.45	2083.87	2072.92
V 292.401	618.452	625.387	619.568
Zn 206.200	528.168	537.151	539.916

Label	Sol'n Conc.	Units	SD	%RSD	Int. (c/s)
Ag 328.068	49.9076	ppb	0.6412	1.3	1603.72
Al 308.215	96371.9	ppb	254.436	0.3	266136
As 188.980	2082.41	ppb	8.6001	0.4	712.944
B 249.678	1002.40	ppb	8.0757	0.8	11654.9
Ba 389.178	2371.89	ppb	7.4131	0.3	12259.4
Be 313.042	51.6779	ppb	0.1599	0.3	66091.9
Ca 370.602	9396	ppb	51.57	0.5	6408
Cd 226.502	50.5978	ppb	0.5766	1.1	997.386
Co 228.615	508.198	ppb	3.2930	0.6	2902.77
Cr 267.716	300.126	ppb	1.6976	0.6	6203.24
Cu 324.754	253.577	ppb	1.8023	0.7	7395.54
Fe 271.441	60755.9	ppb	225.583	0.4	45332.9
K 766.491	6355.27	ppb	14.9159	0.2	123637
Mg 279.078	8985.67	ppb	44.0394	0.5	12546.0
Mn 257.610	549.917	ppb	2.4893	0.5	55422.1
Mo 202.032	544.560	ppb	4.7274	0.9	1421.64
Na 330.237	6812.95	ppb	146.912	2.2	204.776
Ni 231.604	501.969	ppb	6.9403	1.4	685.835
Pb 220.353	649.644	ppb	9.1231	1.4	438.218
Sb 206.834	484.410	ppb	7.3134	1.5	266.315
Se 196.026	2019.07	ppb	21.8582	1.1	776.891
Sn 189.925	1050.90	ppb	3.5083	0.3	383.237
Sr 216.596	658.057	ppb	3.5245	0.5	2647.37
Ti 334.941	1160.69	ppb	4.5671	0.4	107541
Tl 190.794	2071.41	ppb	13.2783	0.6	723.771
V 292.401	621.136	ppb	3.7240	0.6	6101.02
Zn 206.200	535.078	ppb	6.1421	1.1	492.423

E06062013.vvq. All Data Report 6/7/2013, 10:03:32 AM

680-90802-a-1-b ms (Samp) 6/6/2013, 2:52:53 PM Rack 1, Tube 46**Weight: 1****Volume: 1****Dilution: 1**

Label	Replicates Concentration		
Ag 328.068	55.1876	55.5330	56.4864
Al 308.215	136805	137159	137227
As 188.980	91.7606	103.145	93.1152
B 249.678	112.697	112.476	111.778
Ba 389.178	490.350	492.509	492.537
Be 313.042	53.9971	54.1421	54.1619
Ca 370.602	9311	9305	9306
Cd 226.502	52.4637	52.5468	52.2910
Co 228.615	58.9834	59.3300	59.1409
Cr 267.716	250.756	250.978	251.379
Cu 324.754	107.256	106.253	109.186
Fe 271.441	81767.5	81952.3	81838.8
K 766.491	6739.30	6741.18	6701.55
Mg 279.078	10307.8	10317.7	10338.9
Mn 257.610	577.046	578.878	577.493
Mo 202.032	92.0375	91.9182	92.9933
Na 330.237	6552.95	6391.14	6843.92
Ni 231.604	115.021	112.378	111.615
Pb 220.353	185.939	186.264	181.169
Sb 206.834	29.1164	18.7748	25.0371
Se 196.026	82.0611	91.7341	86.0991
Sn 189.925	212.103	213.000	213.538
Sr 216.596	261.993	263.366	264.632
Ti 334.941	241.801	242.791	242.270
Tl 190.794	41.2244	40.9888	30.2470
V 292.401	256.110	256.352	256.849
Zn 206.200	155.234	160.736	157.640

Label	Sol'n Conc.	Units	SD	%RSD	Int. (c/s)
Ag 328.068	55.7357	ppb	0.6727	1.2	1806.09
Al 308.215	137064	ppb	226.557	0.2	378098
As 188.980	96.0068	ppb	6.2185	6.5	28.6047
B 249.678	112.317	ppb	0.4794	0.4	1281.85
Ba 389.178	491.799	ppb	1.2548	0.3	2525.77
Be 313.042	54.1004	ppb	0.0900	0.2	69268.1
Ca 370.602	9308	ppb	3.234	0.0	5788
Cd 226.502	52.4338	ppb	0.1305	0.2	1056.68
Co 228.615	59.1514	ppb	0.1735	0.3	341.846
Cr 267.716	251.038	ppb	0.3156	0.1	5193.91
Cu 324.754	107.565	ppb	1.4907	1.4	3343.96
Fe 271.441	81852.9	ppb	93.2077	0.1	61032.7
K 766.491	6727.35	ppb	22.3555	0.3	130854
Mg 279.078	10321.5	ppb	15.9321	0.2	14401.5
Mn 257.610	577.806	ppb	0.9553	0.2	58256.2
Mo 202.032	92.3163	ppb	0.5893	0.6	246.371
Na 330.237	6596.00	ppb	229.443	3.5	200.164
Ni 231.604	113.004	ppb	1.7874	1.6	158.000
Pb 220.353	184.457	ppb	2.8522	1.5	135.525
Sb 206.834	24.3095	ppb	5.2091	21.4	14.1358
Se 196.026	86.6314	ppb	4.8584	5.6	38.0285
Sn 189.925	212.880	ppb	0.7247	0.3	69.8269
Sr 216.596	263.330	ppb	1.3200	0.5	1088.67
Ti 334.941	242.287	ppb	0.4953	0.2	22466.7
Tl 190.794	37.4867	ppb	6.2709	16.7	0.9496
V 292.401	256.437	ppb	0.3767	0.1	2514.12
Zn 206.200	157.870	ppb	2.7583	1.7	159.834

E06062013.wvq. All Data Report 6/7/2013, 10:03:32 AM

680-90802-a-1-c msd (Samp) 6/6/2013, 2:57:29 PM Rack 1, Tube 47**Weight: 1****Volume: 1****Dilution: 1**

Label	Replicates Concentration		
Ag 328.068	55.8061	55.8548	55.8367
Al 308.215	138227	139066	138945
As 188.980	94.9174	98.2447	90.4457
B 249.678	93.5613	94.6586	94.4355
Ba 389.178	532.152	538.739	533.156
Be 313.042	53.8636	54.2514	54.2779
Ca 370.602	9510	9507	9584
Cd 226.502	52.4918	52.2087	52.9658
Co 228.615	60.5021	60.6575	60.2883
Cr 267.716	252.439	253.169	254.005
Cu 324.754	106.059	109.999	108.808
Fe 271.441	76707.0	77061.1	77226.6
K 766.491	6648.32	6718.65	6759.56
Mg 279.078	10341.0	10391.2	10398.2
Mn 257.610	578.551	580.301	580.739
Mo 202.032	90.5466	90.3556	91.4279
Na 330.237	6615.48	6853.61	7076.06
Ni 231.604	118.323	114.069	114.223
Pb 220.353	193.571	198.468	201.955
Sb 206.834	26.2385	22.7064	16.2097
Se 196.026	89.8091	97.1816	88.8562
Sn 189.925	214.488	195.747	204.842
Sr 216.596	269.445	271.219	270.905
Ti 334.941	233.682	235.109	235.663
Tl 190.794	24.3479	51.3542	38.0616
V 292.401	250.664	249.659	251.567
Zn 206.200	162.404	162.347	162.242

Label	Sol'n Conc.	Units	SD	%RSD	Int. (c/s)
Ag 328.068	55.8326	ppb	0.0246	0.0	1809.21
Al 308.215	138746	ppb	453.510	0.3	382725
As 188.980	94.5359	ppb	3.9135	4.1	28.1341
B 249.678	94.2184	ppb	0.5799	0.6	1079.55
Ba 389.178	534.682	ppb	3.5492	0.7	2746.77
Be 313.042	54.1310	ppb	0.2319	0.4	69308.0
Ca 370.602	9534	ppb	43.77	0.5	6066
Cd 226.502	52.5554	ppb	0.3825	0.7	1052.72
Co 228.615	60.4826	ppb	0.1854	0.3	349.287
Cr 267.716	253.204	ppb	0.7837	0.3	5238.13
Cu 324.754	108.289	ppb	2.0206	1.9	3363.24
Fe 271.441	76998.2	ppb	265.433	0.3	57413.9
K 766.491	6708.84	ppb	56.2610	0.8	130495
Mg 279.078	10376.8	ppb	31.2035	0.3	14477.7
Mn 257.610	579.863	ppb	1.1576	0.2	58457.4
Mo 202.032	90.7767	ppb	0.5720	0.6	242.463
Na 330.237	6848.38	ppb	230.339	3.4	207.864
Ni 231.604	115.538	ppb	2.4129	2.1	161.390
Pb 220.353	197.998	ppb	4.2116	2.1	144.213
Sb 206.834	21.7182	ppb	5.0869	23.4	12.6560
Se 196.026	91.9490	ppb	4.5566	5.0	40.0931
Sn 189.925	205.026	ppb	9.3718	4.6	66.8895
Sr 216.596	270.523	ppb	0.9466	0.3	1115.69
Ti 334.941	234.818	ppb	1.0221	0.4	21774.7
Tl 190.794	37.9212	ppb	13.5037	35.6	1.2156
V 292.401	250.630	ppb	0.9544	0.4	2456.63
Zn 206.200	162.331	ppb	0.0818	0.1	154.853

E06062013.vvq. All Data Report 6/7/2013, 10:03:32 AM

680-90833-a-1-a (Samp) 6/6/2013, 3:02:05 PM Rack 1, Tube 48

Weight: 1

Volume: 1

Dilution: 1

Label	Replicates Concentration		
Ag 328.068	7.1445	7.4976	8.3442
Al 308.215	16596.9	16728.3	16550.9
As 188.980	5.1620	1.4540	5.7869
B 249.678	53.0787	53.1583	52.6491
Ba 389.178	715.557	716.383	710.713
Be 313.042	0.4607	0.4534	0.4835
Ca 370.602	14253	14410	14454
Cd 226.502	94.8231	95.2753	95.1951
Co 228.615	6.7316	8.3761	7.6806
Cr 267.716	192.869	193.843	193.765
Cu 324.754	202.102	202.936	202.882
Fe 271.441	22273.8	22541.2	22418.4
K 766.491	3489.24	3498.60	3468.32
Mg 279.078	3276.39	3309.24	3286.39
Mn 257.610	10018.1	10106.1	10088.5
Mo 202.032	38.8460	42.4923	43.0594
Na 330.237	2974.13	2519.38	2634.83
Ni 231.604	37.2655	34.5984	34.2582
Pb 220.353	19.9783	32.5886	33.1216
Sb 206.834	1.9178	2.3522	5.5483
Se 196.026	6.2535	8.9080	-3.8925
Sn 189.925	28.8592	23.1238	34.6826
Sr 216.596	131.000	130.292	130.516
Ti 334.941	236.931	238.150	237.062
Tl 190.794	5.7592u	16.6672	2.2650u
V 292.401	29.1963	30.1386	28.8524
Zn 206.200	380.375	387.969	387.596

Label	Sol'n Conc.	Units	SD	%RSD	Int. (c/s)
Ag 328.068	7.6621	ppb	0.6165	8.0	215.872
Al 308.215	16625.3	ppb	92.1073	0.6	46810.9
As 188.980	4.1343	ppb	2.3421	56.7	-3.3878
B 249.678	52.9620	ppb	0.2739	0.5	689.302
Ba 389.178	714.218	ppb	3.0635	0.4	3659.49
Be 313.042	0.4659	ppb	0.0157	3.4	284.372
Ca 370.602	14373	ppb	105.5	0.7	11092
Cd 226.502	95.0978	ppb	0.2413	0.3	1742.67
Co 228.615	7.5961	ppb	0.8255	10.9	47.8091
Cr 267.716	193.492	ppb	0.5413	0.3	4018.80
Cu 324.754	202.640	ppb	0.4666	0.2	5971.85
Fe 271.441	22411.1	ppb	133.838	0.6	16718.5
K 766.491	3485.39	ppb	15.4992	0.4	67976.1
Mg 279.078	3290.67	ppb	16.8372	0.5	4520.62
Mn 257.610	10070.9	ppb	46.5747	0.5	1012663
Mo 202.032	41.4659	ppb	2.2865	5.5	115.469
Na 330.237	2709.45	ppb	236.379	8.7	101.137
Ni 231.604	35.3740	ppb	1.6469	4.7	51.8990
Pb 220.353	28.5629	ppb	7.4392	26.0	33.8683
Sb 206.834	3.2728	ppb	1.9826	60.6	1.5268
Se 196.026	3.7563	ppb	6.7557	179.8	8.5449
Sn 189.925	28.8885	ppb	5.7795	20.0	1.0173
Sr 216.596	130.603	ppb	0.3619	0.3	541.987
Ti 334.941	237.381	ppb	0.6691	0.3	21997.5
Tl 190.794	8.2305	ppb	7.5124	91.3	-9.7246
V 292.401	29.3958	ppb	0.6659	2.3	271.099
Zn 206.200	385.313	ppb	4.2810	1.1	357.301

E06062013.wvq. All Data Report 6/7/2013, 10:03:32 AM

680-90869-h-1-a^5 (Samp) **6/6/2013, 3:15:48 PM** **Rack 1, Tube 51**
Weight: 1 **Volume: 1** **Dilution: 1**

Label	Replicates Concentration		
Ag 328.068	-0.5862u	-0.0671	-0.6542u
Al 308.215	3070.41	3059.48	3068.62
As 188.980	16.7357	13.8099	9.1729u
B 249.678	59.8820u	60.2913u	60.9473u
Ba 389.178	-6.4525	-9.7538	-9.3731
Be 313.042	1.5306	1.5414	1.5312
Ca 370.602	15912	15873	16014
Cd 226.502	-1.2855	-1.5720	-0.8651
Co 228.615	78.9686	83.0296	81.9199
Cr 267.716	49.2205	48.8495	48.8750
Cu 324.754	2.0604	2.2547	1.7769
Fe 271.441	582773	582562	583355
K 766.491	5631.62	5641.10	5602.97
Mg 279.078	12983.7	12964.8	12971.1
Mn 257.610	3673.48	3671.97	3673.51
Mo 202.032	1.8784u	1.7171u	1.9150u
Na 330.237	604692x	604141x	604186x
Ni 231.604	53.0150	56.4417	56.8656
Pb 220.353	18.0103	8.6015	17.4664
Sb 206.834	1.8921	-5.2577	-4.5504
Se 196.026	2.4420u	4.4007u	5.2496u
Sn 189.925	8.0935	6.7057	9.6638
Sr 216.596	137.474	133.503	138.069
Ti 334.941	1.1318	1.1342	1.3461
Tl 190.794	-18.0987u	-16.1502u	-8.1291u
V 292.401	11.4383	11.0433	11.3998
Zn 206.200	2224.74	2212.34	2218.97

Label	Sol'n Conc.	Units	SD	%RSD	Int. (c/s)
Ag 328.068	-0.4358b	ppb	0.3211	73.7	-70.5193
Al 308.215	3066.17b	ppb	5.8597	0.2	9510.95
As 188.980	13.2395b	ppb	3.8135	28.8	-3.3933
B 249.678	60.3736b	ppb	0.5374	0.9	-137.969
Ba 389.178	-8.5265b	ppb	1.8062	21.2	54.2648
Be 313.042	1.5344b	ppb	0.0061	0.4	1608.50
Ca 370.602	15933b	ppb	72.63	0.5	965.8
Cd 226.502	-1.2409b	ppb	0.3556	28.7	729.132
Co 228.615	81.3060b	ppb	2.0989	2.6	474.909
Cr 267.716	48.9817b	ppb	0.2072	0.4	1088.37
Cu 324.754	2.0307b	ppb	0.2403	11.8	499.480
Fe 271.441	582897b	ppb	411.121	0.1	434533
K 766.491	5625.23b	ppb	19.8511	0.4	109478
Mg 279.078	12973.2b	ppb	9.5949	0.1	18150.8
Mn 257.610	3672.98b	ppb	0.8794	0.0	370076
Mo 202.032	1.8368b	ppb	0.1053	5.7	2.3616
Na 330.237	604339xb	ppb	305.942	0.1	16536.5
Ni 231.604	55.4407b	ppb	2.1115	3.8	85.1469
Pb 220.353	14.6927b	ppb	5.2821	36.0	40.0829
Sb 206.834	-2.6387b	ppb	3.9397	149.3	4.9783
Se 196.026	4.0307b	ppb	1.4399	35.7	3.8047
Sn 189.925	8.1543b	ppb	1.4800	18.1	-6.6513
Sr 216.596	136.349b	ppb	2.4822	1.8	749.858
Ti 334.941	1.2041b	ppb	0.1230	10.2	139.682
Tl 190.794	-14.1260b	ppb	5.2840	37.4	-29.3869
V 292.401	11.2938b	ppb	0.2178	1.9	94.3685
Zn 206.200	2218.68b	ppb	6.2042	0.3	2027.45

E06062013.vvq. All Data Report 6/7/2013, 10:03:32 AM

680-90869-h-1-b ms (Samp) 6/6/2013, 3:20:22 PM Rack 1, Tube 52

Weight: 1

Volume: 1

Dilution: 1

Label	Replicates Concentration		
Ag 328.068	8.8807	8.5728	9.2620
Al 308.215	3954.08	3953.89	3960.21
As 188.980	20.1509	26.0556	30.7473
B 249.678	91.8655	90.3144	90.9529
Ba 389.178	11.0094	12.1812	8.7532
Be 313.042	10.5412	10.5509	10.5573
Ca 370.602	16462	16402	16315
Cd 226.502	6.8370	7.3981	7.1474
Co 228.615	88.6675	89.0055	86.5549
Cr 267.716	66.8433	66.3585	67.0571
Cu 324.754	20.8405	20.5410	21.0961
Fe 271.441	570399	570576	572064
K 766.491	6741.94	6744.71	6819.61
Mg 279.078	13599.1	13576.5	13568.5
Mn 257.610	3687.41	3686.00	3691.19
Mo 202.032	19.3103	20.7746	21.1597
Na 330.237	588338x	587986x	590178x
Ni 231.604	73.0178	66.7157	74.2659
Pb 220.353	24.8160	28.0313	24.1847
Sb 206.834	4.0673	11.0802	3.2763
Se 196.026	14.8935	27.8729	30.2649
Sn 189.925	49.1544	39.4660	39.8152
Sr 216.596	155.851	152.979	156.133
Ti 334.941	19.6902	19.6132	19.5449
Tl 190.794	-1.2950u	-13.0209u	0.4369u
V 292.401	30.3790	29.6157	29.2808
Zn 206.200	2183.86	2188.96	2185.47

Label	Sol'n Conc.	Units	SD	%RSD	Int. (c/s)
Ag 328.068	8.9051b	ppb	0.3453	3.9	242.365
Al 308.215	3956.06b	ppb	3.5931	0.1	11957.8
As 188.980	25.6513b	ppb	5.3098	20.7	0.9513
B 249.678	91.0443b	ppb	0.7796	0.9	237.681
Ba 389.178	10.6479b	ppb	1.7423	16.4	151.138
Be 313.042	10.5498b	ppb	0.0081	0.1	13203.7
Ca 370.602	16393b	ppb	74.29	0.5	1575
Cd 226.502	7.1275b	ppb	0.2810	3.9	863.434
Co 228.615	88.0760b	ppb	1.3281	1.5	513.228
Cr 267.716	66.7529b	ppb	0.3579	0.5	1453.51
Cu 324.754	20.8259b	ppb	0.2779	1.3	1019.05
Fe 271.441	571013b	ppb	914.692	0.2	425675
K 766.491	6768.75b	ppb	44.0661	0.7	131657
Mg 279.078	13581.4b	ppb	15.8693	0.1	18996.5
Mn 257.610	3688.20b	ppb	2.6828	0.1	371594
Mo 202.032	20.4149b	ppb	0.9758	4.8	50.8388
Na 330.237	588834xb	ppb	1177.28	0.2	16112.4
Ni 231.604	71.3331b	ppb	4.0472	5.7	106.607
Pb 220.353	25.6773b	ppb	2.0629	8.0	46.8971
Sb 206.834	6.1413b	ppb	4.2955	69.9	9.6973
Se 196.026	24.3438b	ppb	8.2711	34.0	11.6497
Sn 189.925	42.8119b	ppb	5.4956	12.8	6.3081
Sr 216.596	154.987b	ppb	1.7453	1.1	819.902
Ti 334.941	19.6161b	ppb	0.0727	0.4	1846.13
Tl 190.794	-4.6264b	ppb	7.3213	158.3	-25.7371
V 292.401	29.7585b	ppb	0.5629	1.9	275.813
Zn 206.200	2186.09b	ppb	2.6953	0.1	1997.72

E06062013.vvq. All Data Report 6/7/2013, 10:03:32 AM

680-90869-h-1-c msd (Samp) 6/6/2013, 3:24:56 PM Rack 1, Tube 53**Weight: 1****Volume: 1****Dilution: 1**

Label	Replicates Concentration		
Ag 328.068	8.7291	8.3995	8.8876
Al 308.215	3698.56	3682.06	3676.24
As 188.980	35.0785	18.9986	33.7923
B 249.678	83.7228	84.8716	83.8960
Ba 389.178	9.9507	7.9603	8.4346
Be 313.042	9.8394	9.8120	9.8181
Ca 370.602	15239	15180	15131
Cd 226.502	7.5869	7.4437	7.1167
Co 228.615	82.6559	80.4475	82.1157
Cr 267.716	62.0887	61.6949	61.5874
Cu 324.754	19.4369	19.7938	19.5304
Fe 271.441	527660	526448	527047
K 766.491	6181.45	6148.08	6099.31
Mg 279.078	12538.9	12516.6	12528.0
Mn 257.610	3395.33	3391.94	3394.73
Mo 202.032	20.4615	18.5930	17.7066
Na 330.237	535699x	534720x	536338x
Ni 231.604	67.6869	65.8679	65.7607
Pb 220.353	24.8331	15.1234	25.2365
Sb 206.834	0.9237	4.9952	17.9703
Se 196.026	24.3953	10.4598	23.5822
Sn 189.925	42.6297	46.7286	31.0347
Sr 216.596	141.573	140.212	140.374
Ti 334.941	18.7138	18.6246	18.5693
Tl 190.794	1.7210u	7.8192u	-24.3953u
V 292.401	27.8008	27.2675	28.0031
Zn 206.200	2018.19	2015.92	2014.60

Label	Sol'n Conc.	Units	SD	%RSD	Int. (c/s)
Ag 328.068	8.6721b	ppb	0.2490	2.9	234.400
Al 308.215	3685.62b	ppb	11.5824	0.3	11214.1
As 188.980	29.2898b	ppb	8.9356	30.5	2.4451
B 249.678	84.1634b	ppb	0.6193	0.7	229.419
Ba 389.178	8.7819b	ppb	1.0396	11.8	130.426
Be 313.042	9.8232b	ppb	0.0144	0.1	12273.9
Ca 370.602	15183b	ppb	53.99	0.4	1494
Cd 226.502	7.3824b	ppb	0.2410	3.3	812.703
Co 228.615	81.7397b	ppb	1.1512	1.4	476.391
Cr 267.716	61.7904b	ppb	0.2639	0.4	1345.72
Cu 324.754	19.5870b	ppb	0.1851	0.9	977.392
Fe 271.441	527052b	ppb	605.857	0.1	392904
K 766.491	6142.94b	ppb	41.3126	0.7	119519
Mg 279.078	12527.8b	ppb	11.1456	0.1	17526.3
Mn 257.610	3394.00b	ppb	1.8119	0.1	341957
Mo 202.032	18.9204b	ppb	1.4063	7.4	47.7527
Na 330.237	535585xb	ppb	814.980	0.2	14656.9
Ni 231.604	66.4385b	ppb	1.0825	1.6	99.4869
Pb 220.353	21.7310b	ppb	5.7259	26.3	43.0737
Sb 206.834	7.9631b	ppb	8.9024	111.8	10.1293
Se 196.026	19.4791b	ppb	7.8215	40.2	10.0182
Sn 189.925	40.1310b	ppb	8.1398	20.3	5.2975
Sr 216.596	140.719b	ppb	0.7434	0.5	748.624
Ti 334.941	18.6359b	ppb	0.0729	0.4	1753.41
Tl 190.794	-4.9517b	ppb	17.1124	345.6	-24.8014
V 292.401	27.6904b	ppb	0.3800	1.4	255.654
Zn 206.200	2016.24b	ppb	1.8127	0.1	1843.08

E06062013.vvq. All Data Report 6/7/2013, 10:03:32 AM

mb 680-279265/1-a (Samp) 6/6/2013, 3:29:31 PM Rack 1, Tube 54

Weight: 1

Volume: 1

Dilution: 1

Label	Replicates Concentration		
Ag 328.068	0.6067	0.7589	0.5632
Al 308.215	-4.3153u	2.3203	-10.1176u
As 188.980	0.0904	1.5554	-4.7316u
B 249.678	1.7411	1.9618	1.4821
Ba 389.178	-1.4709u	-3.1852u	1.3094
Be 313.042	0.0276	0.0250	0.0237
Ca 370.602	32.21	23.93	23.45
Cd 226.502	0.3659	0.2208	-0.0469u
Co 228.615	-0.2246u	0.2187	0.0937
Cr 267.716	0.1492	-0.0770u	0.3112
Cu 324.754	-1.1578u	-0.9090u	-1.5668u
Fe 271.441	8.5594	26.8989	18.1133
K 766.491	4.1704	3.3276	2.2437
Mg 279.078	80.4860	74.2526	74.6169
Mn 257.610	0.2343	0.3147	0.2562
Mo 202.032	0.6656	-0.1934u	0.1461
Na 330.237	-54.1602u	269.076	63.1394
Ni 231.604	-1.0386u	1.7980	-3.0587u
Pb 220.353	3.7509	5.0477	-0.2102u
Sb 206.834	-14.1502u	11.6847	15.1563
Se 196.026	0.2315	-2.5212u	-0.5269u
Sn 189.925	9.2628	9.0255	6.5822
Sr 216.596	-1.0444u	-0.9009u	-1.3850u
Ti 334.941	-0.0270u	0.1928	0.0903
Tl 190.794	-5.1122u	-10.6109u	-1.4340u
V 292.401	0.5071	1.4929	1.7672
Zn 206.200	0.2579	1.4741	1.5498

Label	Sol'n Conc.	Units	SD	%RSD	Int. (c/s)
Ag 328.068	0.6429	ppb	0.1027	16.0	-37.3727
Al 308.215	-4.0375	ppb	6.2236	154.1	1067.86
As 188.980	-1.0286	ppb	3.2895	319.8	-5.1298
B 249.678	1.7283	ppb	0.2401	13.9	130.682
Ba 389.178	-1.1156	ppb	2.2683	203.3	-53.0472
Be 313.042	0.0254	ppb	0.0020	7.8	-278.823
Ca 370.602	26.53	ppb	4.924	18.6	-2.478
Cd 226.502	0.1799	ppb	0.2094	116.4	21.5275
Co 228.615	0.0293	ppb	0.2285	780.8	1.9627
Cr 267.716	0.1278	ppb	0.1950	152.6	9.9426
Cu 324.754	-1.2112	ppb	0.3321	27.4	313.126
Fe 271.441	17.8572	ppb	9.1725	51.4	24.7865
K 766.491	3.2472	ppb	0.9659	29.7	439.997
Mg 279.078	76.4519	ppb	3.4984	4.6	148.897
Mn 257.610	0.2684	ppb	0.0416	15.5	52.2652
Mo 202.032	0.2061	ppb	0.4326	210.0	8.6806
Na 330.237	92.6850	ppb	163.631	176.5	36.2927
Ni 231.604	-0.7664	ppb	2.4398	318.3	2.5513
Pb 220.353	2.8628	ppb	2.7391	95.7	15.8159
Sb 206.834	4.2303	ppb	16.0123	378.5	1.1106
Se 196.026	-0.9389	ppb	1.4218	151.4	4.9709
Sn 189.925	8.2902	ppb	1.4839	17.9	-6.6892
Sr 216.596	-1.1101	ppb	0.2486	22.4	10.5111
Ti 334.941	0.0854	ppb	0.1099	128.8	9.7592
Tl 190.794	-5.7190	ppb	4.6185	80.8	-12.5037
V 292.401	1.2557	ppb	0.6627	52.8	-2.5124
Zn 206.200	1.0939	ppb	0.7250	66.3	8.3899

E06062013.wvq. All Data Report 6/7/2013, 10:03:32 AM

ics 680-279265/2-a (Samp) 6/6/2013, 3:34:05 PM Rack 1, Tube 55
 Weight: 1 Volume: 1 Dilution: 1

Label	Replicates Concentration		
Ag 328.068	48.6263	50.1341	49.6220
Al 308.215	4674.21	4691.34	4746.03
As 188.980	95.7354	96.9918	105.971
B 249.678	183.607	184.683	186.483
Ba 389.178	96.1491	100.397	99.7671
Be 313.042	49.3965	49.4234	49.9407
Ca 370.602	4753	4764	4788
Cd 226.502	50.1228	50.3780	50.5118
Co 228.615	49.7245	47.6689	48.7704
Cr 267.716	99.7149	99.9865	100.491
Cu 324.754	97.1550	96.7509	96.8318
Fe 271.441	4807.53	4799.92	4855.96
K 766.491	4723.13	4703.78	4767.37
Mg 279.078	4812.11	4822.27	4859.83
Mn 257.610	507.570	507.949	512.148
Mo 202.032	101.677	101.605	102.293
Na 330.237	5082.64	4770.90	5095.96
Ni 231.604	94.0337	95.2063	98.8859
Pb 220.353	50.7277	49.9542	52.9862
Sb 206.834	50.9426	49.8754	47.4922
Se 196.026	90.0612	104.917	100.584
Sn 189.925	201.828	210.058	201.925
Sr 216.596	99.8828	99.2073	100.744
Ti 334.941	96.8587	97.1250	97.7429
Tl 190.794	38.7860	24.8383	38.1059
V 292.401	99.0732	99.5987	101.373
Zn 206.200	100.424	95.0082	99.5799

Label	Sol'n Conc.	Units	SD	%RSD	Int. (c/s)
Ag 328.068	49.4608	ppb	0.7667	1.6	1598.38
Al 308.215	4703.86	ppb	37.5136	0.8	14012.4
As 188.980	99.5660	ppb	5.5821	5.6	29.5197
B 249.678	184.924	ppb	1.4529	0.8	2250.75
Ba 389.178	98.7710	ppb	2.2924	2.3	468.416
Be 313.042	49.5869	ppb	0.3067	0.6	63457.2
Ca 370.602	4768	ppb	17.61	0.4	3700
Cd 226.502	50.3375	ppb	0.1976	0.4	922.192
Co 228.615	48.7213	ppb	1.0287	2.1	279.144
Cr 267.716	100.064	ppb	0.3940	0.4	2072.07
Cu 324.754	96.9126	ppb	0.2138	0.2	3036.74
Fe 271.441	4821.14	ppb	30.4009	0.6	3608.56
K 766.491	4731.43	ppb	32.5966	0.7	92143.2
Mg 279.078	4831.40	ppb	25.1386	0.5	6769.03
Mn 257.610	509.222	ppb	2.5404	0.5	51248.6
Mo 202.032	101.858	ppb	0.3783	0.4	272.666
Na 330.237	4983.17	ppb	183.953	3.7	169.011
Ni 231.604	96.0420	ppb	2.5318	2.6	134.103
Pb 220.353	51.2227	ppb	1.5754	3.1	47.4286
Sb 206.834	49.4367	ppb	1.7666	3.6	26.2708
Se 196.026	98.5210	ppb	7.6401	7.8	43.0584
Sn 189.925	204.604	ppb	4.7240	2.3	66.7315
Sr 216.596	99.9448	ppb	0.7704	0.8	413.190
Ti 334.941	97.2422	ppb	0.4536	0.5	9017.15
Tl 190.794	33.9101	ppb	7.8637	23.2	1.4193
V 292.401	100.015	ppb	1.2052	1.2	967.528
Zn 206.200	98.3374	ppb	2.9139	3.0	96.5780

E06062013.wvq. All Data Report 6/7/2013, 10:03:32 AM

700-76817-c-1-b (Samp) 6/6/2013, 3:38:40 PM Rack 1, Tube 56

Weight: 1

Volume: 1

Dilution: 1

Label	Replicates Concentration		
Ag 328.068	0.6532	-0.0522u	-0.3767u
Al 308.215	38925.3	38885.1	38535.2
As 188.980	10.5289	-0.5201u	5.6057
B 249.678	8.1437	7.8728	8.4857
Ba 389.178	85.2541	87.3441	86.2697
Be 313.042	0.2689	0.2692	0.2729
Ca 370.602	19432	19352	19127
Cd 226.502	-0.1603	-0.3244	-0.0576
Co 228.615	3.0316	2.8015	3.7618
Cr 267.716	38.5319	38.3211	38.1466
Cu 324.754	11.0512	10.3221	11.0219
Fe 271.441	26559.6	26558.3	26324.0
K 766.491	524.642	526.492	512.434
Mg 279.078	2789.39	2789.66	2766.61
Mn 257.610	125.384	125.336	123.512
Mo 202.032	3.9978	4.2319	3.8377
Na 330.237	32.0828u	441.893	323.357
Ni 231.604	14.3825	9.8196	15.6024
Pb 220.353	36.6332	43.9467	35.6066
Sb 206.834	6.8810	6.5471	-0.2931
Se 196.026	5.7780	2.7720	7.2912
Sn 189.925	11.4732	14.3560	13.5933
Sr 216.596	40.7318	41.6888	39.7110
Ti 334.941	657.510	656.543	649.354
Tl 190.794	-3.1028u	3.3551	-5.6918u
V 292.401	71.8183	71.6352	71.0872
Zn 206.200	76.4111	79.5279	73.9042

Label	Sol'n Conc.	Units	SD	%RSD	Int. (c/s)
Ag 328.068	0.0748	ppb	0.5266	704.4	-56.8579
Al 308.215	38781.9	ppb	214.528	0.6	107755
As 188.980	5.2048	ppb	5.5354	106.4	-2.9137
B 249.678	8.1674	ppb	0.3071	3.8	162.358
Ba 389.178	86.2893	ppb	1.0451	1.2	407.577
Be 313.042	0.2703	ppb	0.0022	0.8	40.6947
Ca 370.602	19304	ppb	158.2	0.8	14930
Cd 226.502	-0.1807	ppb	0.1346	74.5	48.4496
Co 228.615	3.1983	ppb	0.5014	15.7	27.7138
Cr 267.716	38.3332	ppb	0.1930	0.5	801.269
Cu 324.754	10.7984	ppb	0.4127	3.8	650.301
Fe 271.441	26480.7	ppb	135.646	0.5	19751.9
K 766.491	521.189	ppb	7.6385	1.5	10485.5
Mg 279.078	2781.89	ppb	13.2341	0.5	3913.03
Mn 257.610	124.744	ppb	1.0671	0.9	12609.3
Mo 202.032	4.0224	ppb	0.1983	4.9	18.0704
Na 330.237	265.778	ppb	210.885	79.3	34.9123
Ni 231.604	13.2682	ppb	3.0482	23.0	21.9116
Pb 220.353	38.7289	ppb	4.5479	11.7	39.5443
Sb 206.834	4.3783	ppb	4.0490	92.5	1.6906
Se 196.026	5.2804	ppb	2.3003	43.6	7.2011
Sn 189.925	13.1408	ppb	1.4937	11.4	-4.8717
Sr 216.596	40.7105	ppb	0.9891	2.4	186.248
Ti 334.941	654.469	ppb	4.4559	0.7	60634.8
Tl 190.794	-1.8132	ppb	4.6593	257.0	-11.7287
V 292.401	71.5136	ppb	0.3804	0.5	695.608
Zn 206.200	76.6144	ppb	2.8173	3.7	377.1096

E06062013.wvq. All Data Report 6/7/2013, 10:03:32 AM

700-76817-c-1-bSD^5 (Samp) 6/6/2013, 3:43:16 PM Rack 1, Tube 57

Weight: 1

Volume: 1

Dilution: 1

Label	Replicates Concentration		
Ag 328.068	0.1753	1.3703	-0.1957u
Al 308.215	8532.01	8458.29	8395.79
As 188.980	1.8310	-0.3653u	-0.7929u
B 249.678	1.4481	1.8585	0.9333
Ba 389.178	17.2605	19.3447	17.5888
Be 313.042	0.0859	0.0846	0.0784
Ca 370.602	4210	4190	4130
Cd 226.502	-0.0562	0.1249	-0.0486
Co 228.615	0.8979	1.5059	1.2283
Cr 267.716	8.0338	8.0009	7.9972
Cu 324.754	1.1797	0.9640	1.8459
Fe 271.441	5808.14	5766.99	5731.93
K 766.491	104.471	100.781	100.896
Mg 279.078	605.507	603.653	600.736
Mn 257.610	27.4456	26.9649	26.8080
Mo 202.032	0.9247	2.0596	2.0722
Na 330.237	-9.0951u	382.060	114.066
Ni 231.604	1.0063	1.6967	0.0181
Pb 220.353	3.7122	7.8815	6.4976
Sb 206.834	0.8299	5.2968	-0.3267u
Se 196.026	-2.3951u	-5.7395u	4.9524
Sn 189.925	0.2637	-2.1689u	4.8009
Sr 216.596	8.8437	8.9226	6.9762
Ti 334.941	142.434	141.704	140.351
Tl 190.794	-4.8160u	3.5971	-0.7038u
V 292.401	16.3366	15.3536	15.2470
Zn 206.200	15.5558	16.6010	17.9534

Label	Sol'n Conc.	Units	SD	%RSD	Int. (c/s)
Ag 328.068	0.4500	ppb	0.8183	181.9	-43.9494
Al 308.215	8462.03	ppb	68.1862	0.8	24355.3
As 188.980	0.2243	ppb	1.4078	627.7	-4.6831
B 249.678	1.4133	ppb	0.4636	32.8	117.641
Ba 389.178	18.0647	ppb	1.1207	6.2	47.9835
Be 313.042	0.0830	ppb	0.0040	4.8	-203.843
Ca 370.602	4177	ppb	41.36	1.0	3211
Cd 226.502	0.0067	ppb	0.1025	1531.4	25.6952
Co 228.615	1.2107	ppb	0.3044	25.1	10.3484
Cr 267.716	8.0106	ppb	0.0202	0.3	173.255
Cu 324.754	1.3299	ppb	0.4597	34.6	384.508
Fe 271.441	5769.02	ppb	38.1442	0.7	4312.10
K 766.491	102.049	ppb	2.0979	2.1	2356.26
Mg 279.078	603.299	ppb	2.4051	0.4	881.771
Mn 257.610	27.0728	ppb	0.3322	1.2	2756.15
Mo 202.032	1.6855	ppb	0.6589	39.1	12.4109
Na 330.237	162.343	ppb	199.996	123.2	36.8802
Ni 231.604	0.9070	ppb	0.8437	93.0	4.8876
Pb 220.353	6.0304	ppb	2.1235	35.2	17.9535
Sb 206.834	1.9333	ppb	2.9697	153.6	-0.0638
Se 196.026	-1.0607	ppb	5.4694	515.6	4.8922
Sn 189.925	0.9652	ppb	3.5375	366.5	-9.4279
Sr 216.596	8.2475	ppb	1.1017	13.4	49.7798
Ti 334.941	141.496	ppb	1.0566	0.7	13110.6
Tl 190.794	-0.6409	ppb	4.2069	656.4	-10.8341
V 292.401	15.6458	ppb	0.6007	3.8	140.466
Zn 206.200	16.7034	ppb	1.2921	7.8	22.5955

E06062013.wvq. All Data Report 6/7/2013, 10:03:32 AM

700-76817-c-1-bPDS (Samp) 6/6/2013, 3:47:52 PM Rack 1, Tube 58**Weight: 1****Volume: 1****Dilution: 1**

Label	Replicates Concentration		
Ag 328.068	52.2386	51.9253	52.9657
Al 308.215	40073.2	40008.6	40145.0
As 188.980	2227.39	2242.66	2234.51
B 249.678	1054.05	1061.56	1070.19
Ba 389.178	2235.72	2235.50	2238.68
Be 313.042	52.7638	52.6772	52.8892
Ca 370.602	24025	24082	24231
Cd 226.502	53.2615	53.7173	53.7682
Co 228.615	536.282	534.278	538.831
Cr 267.716	253.112	252.709	253.682
Cu 324.754	274.949	271.903	276.130
Fe 271.441	26915.8	26897.4	26999.7
K 766.491	6061.50	6050.81	6042.16
Mg 279.078	8120.21	8132.49	8168.20
Mn 257.610	671.599	671.099	675.111
Mo 202.032	577.857	578.864	578.176
Na 330.237	5774.88	5953.69	5770.64
Ni 231.604	532.971	535.189	534.459
Pb 220.353	576.224	598.341	578.959
Sb 206.834	506.282	505.423	518.848
Se 196.026	2135.76	2132.61	2143.90
Sn 189.925	1105.86	1115.62	1106.88
Sr 216.596	596.095	604.380	603.124
Ti 334.941	1707.69	1703.14	1713.12
Tl 190.794	2195.64	2186.15	2220.01
V 292.401	598.778	597.809	597.605
Zn 206.200	587.561	595.877	595.070

Label	Sol'n Conc.	Units	SD	%RSD	Int. (c/s)
Ag 328.068	52.3765	ppb	0.5338	1.0	1687.80
Al 308.215	40075.6	ppb	68.1997	0.2	111277
As 188.980	2234.85	ppb	7.6393	0.3	765.343
B 249.678	1061.93	ppb	8.0747	0.8	12401.4
Ba 389.178	2236.63	ppb	1.7757	0.1	11550.2
Be 313.042	52.7768	ppb	0.1066	0.2	67502.8
Ca 370.602	24113	ppb	106.2	0.4	18902
Cd 226.502	53.5824	ppb	0.2790	0.5	1008.01
Co 228.615	536.464	ppb	2.2820	0.4	3068.67
Cr 267.716	253.168	ppb	0.4891	0.2	5231.78
Cu 324.754	274.327	ppb	2.1808	0.8	7966.15
Fe 271.441	26937.6	ppb	54.5528	0.2	20124.7
K 766.491	6051.49	ppb	9.6881	0.2	117746
Mg 279.078	8140.30	ppb	24.9299	0.3	11373.8
Mn 257.610	672.603	ppb	2.1865	0.3	67714.2
Mo 202.032	578.299	ppb	0.5146	0.1	1509.94
Na 330.237	5833.07	ppb	104.480	1.8	181.778
Ni 231.604	534.207	ppb	1.1303	0.2	729.233
Pb 220.353	584.508	ppb	12.0574	2.1	395.062
Sb 206.834	510.185	ppb	7.5153	1.5	279.736
Se 196.026	2137.42	ppb	5.8277	0.3	822.376
Sn 189.925	1109.45	ppb	5.3678	0.5	405.137
Sr 216.596	601.200	ppb	4.4649	0.7	2410.23
Ti 334.941	1707.98	ppb	4.9994	0.3	158236
Tl 190.794	2200.60	ppb	17.4667	0.8	770.400
V 292.401	598.064	ppb	0.6268	0.1	5874.75
Zn 206.200	592.836	ppb	4.5858	0.8	545.809

E06062013.wvq. All Data Report 6/7/2013, 10:03:32 AM

700-76817-c-1-c ms (Samp) 6/6/2013, 3:52:28 PM Rack 1, Tube 59**Weight: 1****Volume: 1****Dilution: 1**

Label	Replicates Concentration		
Ag 328.068	54.8516	55.4239	55.4410
Al 308.215	48446.6	48582.7	48560.6
As 188.980	97.9695	103.262	102.380
B 249.678	201.088	198.597	198.701
Ba 389.178	189.753	195.183	196.082
Be 313.042	50.9505	51.1226	51.0624
Ca 370.602	56593	56485	56356
Cd 226.502	51.6254	51.2178	51.3134
Co 228.615	53.4629	53.4171	51.7000
Cr 267.716	143.656	143.701	143.403
Cu 324.754	113.115	113.809	113.847
Fe 271.441	31921.1	31974.6	31988.1
K 766.491	5722.82	5743.89	5747.50
Mg 279.078	11413.5	11419.0	11394.4
Mn 257.610	651.873	652.359	651.306
Mo 202.032	109.062	105.903	108.347
Na 330.237	5609.79	5282.83	5512.11
Ni 231.604	114.304	112.473	116.725
Pb 220.353	91.6958	85.3911	83.5423
Sb 206.834	47.4339	47.7573	37.5573
Se 196.026	84.5975	88.8640	95.4069
Sn 189.925	212.646	209.464	204.182
Sr 216.596	176.280	175.889	172.845
Ti 334.941	768.915	771.768	769.476
Tl 190.794	33.8865	36.0494	34.2856
V 292.401	176.600	176.083	176.118
Zn 206.200	186.290	183.180	183.434

Label	Sol'n Conc.	Units	SD	%RSD	Int. (c/s)
Ag 328.068	55.2389	ppb	0.3354	0.6	1791.02
Al 308.215	48530.0	ppb	73.0547	0.2	134564
As 188.980	101.204	ppb	2.8355	2.8	30.1754
B 249.678	199.462	ppb	1.4092	0.7	2375.39
Ba 389.178	193.673	ppb	3.4245	1.8	970.266
Be 313.042	51.0452	ppb	0.0873	0.2	65345.2
Ca 370.602	56478	ppb	118.5	0.2	44489
Cd 226.502	51.3855	ppb	0.2132	0.4	975.121
Co 228.615	52.8600	ppb	1.0049	1.9	310.614
Cr 267.716	143.587	ppb	0.1608	0.1	2973.18
Cu 324.754	113.590	ppb	0.4118	0.4	3503.51
Fe 271.441	31961.3	ppb	35.4530	0.1	23840.6
K 766.491	5738.07	ppb	13.3322	0.2	111667
Mg 279.078	11409.0	ppb	12.9215	0.1	15927.8
Mn 257.610	651.846	ppb	0.5271	0.1	65644.8
Mo 202.032	107.771	ppb	1.6565	1.5	287.486
Na 330.237	5468.24	ppb	167.836	3.1	175.979
Ni 231.604	114.501	ppb	2.1329	1.9	159.483
Pb 220.353	86.8764	ppb	4.2748	4.9	70.9986
Sb 206.834	44.2495	ppb	5.7979	13.1	23.9155
Se 196.026	89.6228	ppb	5.4445	6.1	39.5087
Sn 189.925	208.764	ppb	4.2751	2.0	68.2970
Sr 216.596	175.005	ppb	1.8809	1.1	722.597
Ti 334.941	770.053	ppb	1.5114	0.2	71355.0
Tl 190.794	34.7405	ppb	1.1510	3.3	1.0858
V 292.401	176.267	ppb	0.2889	0.2	1724.87
Zn 206.200	184.301	ppb	1.7272	0.9	174.782

E06062013.vvq. All Data Report 6/7/2013, 10:03:32 AM

700-76817-c-1-d msd (Samp) 6/6/2013, 3:57:04 PM Rack 1, Tube 60**Weight: 1****Volume: 1****Dilution: 1**

Label	Replicates Concentration		
Ag 328.068	52.8053	52.5753	51.0866
Al 308.215	47964.6	48191.0	47673.1
As 188.980	106.813	95.7639	100.521
B 249.678	187.633	189.136	186.978
Ba 389.178	185.179	191.483	187.724
Be 313.042	50.2489	50.4423	50.0516
Ca 370.602	22073	22138	21993
Cd 226.502	50.9378	50.8311	50.4949
Co 228.615	53.0382	52.8021	52.3359
Cr 267.716	144.293	145.493	144.192
Cu 324.754	114.790	115.879	114.130
Fe 271.441	32968.4	33100.4	32801.1
K 766.491	5542.71	5596.22	5552.64
Mg 279.078	7846.83	7854.65	7764.32
Mn 257.610	642.618	645.619	640.099
Mo 202.032	104.324	105.772	103.676
Na 330.237	5502.21	5337.42	5215.37
Ni 231.604	108.846	113.942	111.544
Pb 220.353	95.0870	89.4735	87.1431
Sb 206.834	40.8648	42.5545	38.0699
Se 196.026	74.9360	80.6853	93.1221
Sn 189.925	212.647	200.633	210.074
Sr 216.596	140.869	141.197	141.677
Ti 334.941	792.343	795.548	788.447
Tl 190.794	33.4030	25.4170	34.2312
V 292.401	177.352	179.425	178.896
Zn 206.200	174.409	175.382	175.132

Label	Sol'n Conc.	Units	SD	%RSD	Int. (c/s)
Ag 328.068	52.1557	ppb	0.9330	1.8	1688.40
Al 308.215	47942.9	ppb	259.641	0.5	132949
As 188.980	101.033	ppb	5.5422	5.5	30.1085
B 249.678	187.916	ppb	1.1060	0.6	2239.66
Ba 389.178	188.129	ppb	3.1712	1.7	939.709
Be 313.042	50.2476	ppb	0.1954	0.4	64311.3
Ca 370.602	22068	ppb	72.88	0.3	17026
Cd 226.502	50.7546	ppb	0.2312	0.5	965.089
Co 228.615	52.7254	ppb	0.3574	0.7	310.150
Cr 267.716	144.659	ppb	0.7236	0.5	2995.39
Cu 324.754	114.933	ppb	0.8832	0.8	3540.86
Fe 271.441	32956.7	ppb	149.980	0.5	24582.6
K 766.491	5563.85	ppb	28.4636	0.5	108288
Mg 279.078	7821.94	ppb	50.0498	0.6	10929.7
Mn 257.610	642.779	ppb	2.7637	0.4	64721.5
Mo 202.032	104.591	ppb	1.0729	1.0	279.203
Na 330.237	5351.66	ppb	143.950	2.7	172.645
Ni 231.604	111.444	ppb	2.5496	2.3	155.339
Pb 220.353	90.5679	ppb	4.0835	4.5	73.4344
Sb 206.834	40.4964	ppb	2.2649	5.6	21.8694
Se 196.026	82.9145	ppb	9.2957	11.2	36.9361
Sn 189.925	207.785	ppb	6.3257	3.0	67.9242
Sr 216.596	141.248	ppb	0.4064	0.3	587.326
Ti 334.941	792.113	ppb	3.5563	0.4	73393.2
Tl 190.794	31.0171	ppb	4.8675	15.7	-0.2559
V 292.401	178.558	ppb	1.0767	0.6	1747.82
Zn 206.200	174.975	ppb	0.5958	0.3	166.309

E06062013.wvq. All Data Report 6/7/2013, 10:03:32 AM

700-76817-c-2-a (Samp) **6/6/2013, 4:10:49 PM** **Rack 2, Tube 3**
Weight: 1 **Volume: 1** **Dilution: 1**

Label	Replicates Concentration		
Ag 328.068	-0.0400u	0.2855	0.5071
Al 308.215	14937.5	14929.0	14950.2
As 188.980	14.9040	13.3895	26.2983
B 249.678	31.0043	31.1696	30.4883
Ba 389.178	1693.89	1691.38	1701.76
Be 313.042	1.5017	1.5066	1.5113
Ca 370.602	13699	13726	13817
Cd 226.502	1.7028	1.3778	1.3829
Co 228.615	16.5637	16.9303	17.4128
Cr 267.716	211.157	212.069	213.352
Cu 324.754	92.3911	91.8812	90.8194
Fe 271.441	93776.9	93748.9	94087.0
K 766.491	848.170	846.763	852.019
Mg 279.078	3313.57	3325.38	3326.90
Mn 257.610	785.403	786.201	789.496
Mo 202.032	15.4553	14.5314	14.9923
Na 330.237	1084.71u	1150.58u	1314.01
Ni 231.604	80.7632	78.9505	84.3725
Pb 220.353	197.514	190.095	192.411
Sb 206.834	9.2765	2.0772	6.2187
Se 196.026	4.3612	6.2154	8.1494
Sn 189.925	25.9983	15.8311	19.8977
Sr 216.596	167.872	168.115	169.291
Ti 334.941	624.873	623.648	626.925
Tl 190.794	-8.5785u	-6.5695u	-6.8170u
V 292.401	63.6796	64.0965	64.1482
Zn 206.200	2387.85	2385.44	2406.11

Label	Sol'n Conc.	Units	SD	%RSD	Int. (c/s)
Ag 328.068	0.2509	ppb	0.2752	109.7	-52.3783
Al 308.215	14938.9	ppb	10.6985	0.1	42168.2
As 188.980	18.1973	ppb	7.0565	38.8	1.0608
B 249.678	30.8874	ppb	0.3553	1.2	316.467
Ba 389.178	1695.67	ppb	5.4170	0.3	8760.31
Be 313.042	1.5066	ppb	0.0048	0.3	1625.34
Ca 370.602	13747	ppb	61.92	0.5	9141
Cd 226.502	1.4878	ppb	0.1862	12.5	163.107
Co 228.615	16.9690	ppb	0.4259	2.5	107.091
Cr 267.716	212.193	ppb	1.1024	0.5	4395.10
Cu 324.754	91.6972	ppb	0.8018	0.9	2905.67
Fe 271.441	93870.9	ppb	187.640	0.2	69988.5
K 766.491	848.984	ppb	2.7208	0.3	16843.1
Mg 279.078	3321.95	ppb	7.2990	0.2	4671.43
Mn 257.610	787.033	ppb	2.1694	0.3	79283.2
Mo 202.032	14.9930	ppb	0.4620	3.1	45.3629
Na 330.237	1183.10	ppb	118.061	10.0	31.0464
Ni 231.604	81.3620	ppb	2.7602	3.4	115.154
Pb 220.353	193.340	ppb	3.7959	2.0	142.518
Sb 206.834	5.8575	ppb	3.6132	61.7	4.1515
Se 196.026	6.2420	ppb	1.8943	30.3	7.2595
Sn 189.925	20.5757	ppb	5.1174	24.9	-2.0930
Sr 216.596	168.426	ppb	0.7590	0.5	715.850
Ti 334.941	625.148	ppb	1.6557	0.3	57921.6
Tl 190.794	-7.3217	ppb	1.0955	15.0	-15.3283
V 292.401	63.9748	ppb	0.2569	0.4	616.895
Zn 206.200	2393.13	ppb	11.3958	0.5	2182.55

E06062013.vvq. All Data Report 6/7/2013, 10:03:32 AM

700-76817-c-4-a (Samp) **6/6/2013, 4:15:23 PM** **Rack 2, Tube 4**
Weight: 1 **Volume: 1** **Dilution: 1**

Label	Replicates Concentration		
Ag 328.068	-0.0699u	-0.8358u	0.5764
Al 308.215	53505.3	53201.1	53561.8
As 188.980	35.4742	46.1652	43.9060
B 249.678	11.6779	12.2195	11.9070
Ba 389.178	78.9616	82.8756	83.3442
Be 313.042	0.7552	0.7528	0.7499
Ca 370.602	131.8u	137.6u	132.4u
Cd 226.502	-0.3942	-0.2546	-0.2778
Co 228.615	3.2704	4.3264	3.2630
Cr 267.716	82.9262	83.2856	84.5338
Cu 324.754	12.1097	12.3869	11.9899
Fe 271.441	73262.0	72988.7	73573.1
K 766.491	1182.85	1179.30	1183.45
Mg 279.078	1221.00	1221.08	1219.70
Mn 257.610	23.8473	23.5861	23.8922
Mo 202.032	3.4338	3.8369	2.1859
Na 330.237	305.080u	188.921u	380.829u
Ni 231.604	8.3144	7.5519	6.3779
Pb 220.353	31.6059	28.3413	37.5342
Sb 206.834	-0.4902	11.3928	3.9197
Se 196.026	11.4255	4.5715	1.5754
Sn 189.925	12.9261	13.5339	5.8360
Sr 216.596	12.0605	15.1858	14.0668
Ti 334.941	324.001	322.835	325.315
Tl 190.794	-6.3391u	-6.3810u	2.7017u
V 292.401	145.043	145.420	146.002
Zn 206.200	29.4450	30.0000	28.7046

Label	Sol'n Conc.	Units	SD	%RSD	Int. (c/s)
Ag 328.068	-0.1098	ppb	0.7069	644.0	-62.5851
Al 308.215	53422.7	ppb	193.998	0.4	148024
As 188.980	41.8485	ppb	5.6346	13.5	9.5382
B 249.678	11.9348	ppb	0.2719	2.3	129.885
Ba 389.178	81.7271	ppb	2.4064	2.9	394.169
Be 313.042	0.7526	ppb	0.0026	0.3	654.973
Ca 370.602	133.9	ppb	3.184	2.4	-1348
Cd 226.502	-0.3089	ppb	0.0748	24.2	105.101
Co 228.615	3.6199	ppb	0.6119	16.9	27.3381
Cr 267.716	83.5819	ppb	0.8438	1.0	1738.60
Cu 324.754	12.1622	ppb	0.2036	1.7	695.446
Fe 271.441	73274.6	ppb	292.429	0.4	54634.4
K 766.491	1181.87	ppb	2.2394	0.2	23299.3
Mg 279.078	1220.59	ppb	0.7739	0.1	1741.22
Mn 257.610	23.7752	ppb	0.1653	0.7	2507.72
Mo 202.032	3.1522	ppb	0.8607	27.3	14.9124
Na 330.237	291.610	ppb	96.6604	33.1	29.0831
Ni 231.604	7.4147	ppb	0.9755	13.2	14.4664
Pb 220.353	32.4938	ppb	4.6603	14.3	36.7393
Sb 206.834	4.9407	ppb	6.0070	121.6	2.8300
Se 196.026	5.8575	ppb	5.0494	86.2	7.1001
Sn 189.925	10.7654	ppb	4.2797	39.8	-5.7644
Sr 216.596	13.7710	ppb	1.5835	11.5	93.8195
Ti 334.941	324.050	ppb	1.2408	0.4	30025.8
Tl 190.794	-3.3395	ppb	5.2318	156.7	-13.3143
V 292.401	145.488	ppb	0.4829	0.3	1425.15
Zn 206.200	29.3832	ppb	0.6499	2.2	343772

E06062013.wvq. All Data Report 6/7/2013, 10:03:32 AM

700-76817-c-6-a (Samp) **6/6/2013, 4:19:58 PM** **Rack 2, Tube 5**
Weight: 1 **Volume: 1** **Dilution: 1**

Label	Replicates Concentration		
Ag 328.068	-0.5464u	-0.2764u	0.1045
Al 308.215	44697.2	44722.5	45155.8
As 188.980	39.6663	28.0329	26.9774
B 249.678	10.0948u	10.8038	10.8532
Ba 389.178	81.1251	82.0323	80.3006
Be 313.042	0.3559	0.3643	0.3457
Ca 370.602	1724u	1691u	1714u
Cd 226.502	-0.5584	-0.4394	-0.4492
Co 228.615	0.4974	1.7949	1.6732
Cr 267.716	75.3465	75.1162	75.4487
Cu 324.754	7.2206	6.5777	7.6454
Fe 271.441	75099.5	75256.4	75938.9
K 766.491	548.204	550.120	559.245
Mg 279.078	1224.97	1221.07	1227.95
Mn 257.610	107.111	107.373	108.544
Mo 202.032	3.9257	5.4187	4.5005
Na 330.237	403.002u	279.741u	531.595
Ni 231.604	5.4457	10.1848	6.2999
Pb 220.353	38.6501	28.8299	32.9910
Sb 206.834	1.4896	10.3546	6.4817
Se 196.026	-6.1557u	-3.1499u	1.7556
Sn 189.925	14.2767	12.0073	12.1408
Sr 216.596	11.2097	12.5598	12.5013
Ti 334.941	842.977	845.595	853.117
Tl 190.794	0.6552u	2.1170u	-6.2773u
V 292.401	368.658	370.715	375.094
Zn 206.200	29.1125	25.5921	25.5364

Label	Sol'n Conc.	Units	SD	%RSD	Int. (c/s)
Ag 328.068	-0.2394	ppb	0.3270	136.6	-66.1356
Al 308.215	44858.5	ppb	257.748	0.6	124448
As 188.980	31.5589	ppb	7.0411	22.3	5.9332
B 249.678	10.5839	ppb	0.4243	4.0	110.675
Ba 389.178	81.1527	ppb	0.8662	1.1	391.819
Be 313.042	0.3553	ppb	0.0093	2.6	138.029
Ca 370.602	1710	ppb	17.10	1.0	-63.28
Cd 226.502	-0.4823	ppb	0.0660	13.7	104.726
Co 228.615	1.3218	ppb	0.7166	54.2	20.0390
Cr 267.716	75.3038	ppb	0.1703	0.2	1567.69
Cu 324.754	7.1479	ppb	0.5376	7.5	555.469
Fe 271.441	75431.6	ppb	446.325	0.6	56243.0
K 766.491	552.523	ppb	5.9000	1.1	11093.2
Mg 279.078	1224.66	ppb	3.4527	0.3	1747.96
Mn 257.610	107.676	ppb	0.7631	0.7	10946.3
Mo 202.032	4.6150	ppb	0.7530	16.3	18.5207
Na 330.237	404.779	ppb	125.937	31.1	30.8519
Ni 231.604	7.3101	ppb	2.5259	34.6	14.3473
Pb 220.353	33.4903	ppb	4.9291	14.7	37.4075
Sb 206.834	6.1086	ppb	4.4442	72.8	3.4559
Se 196.026	-2.5167	ppb	3.9935	158.7	3.9008
Sn 189.925	12.8083	ppb	1.2734	9.9	-5.0001
Sr 216.596	12.0902	ppb	0.7632	6.3	87.8982
Ti 334.941	847.230	ppb	5.2636	0.6	78491.0
Tl 190.794	-1.1684	ppb	4.4845	383.8	-12.5683
V 292.401	371.489	ppb	3.2872	0.9	3665.37
Zn 206.200	26.7470	ppb	2.0487	7.7	32.0134

E06062013.vvq. All Data Report 6/7/2013, 10:03:32 AM

700-76817-g-7-b (Samp) **6/6/2013, 4:24:33 PM** **Rack 2, Tube 6**
Weight: 1 **Volume: 1** **Dilution: 1**

Label	Replicates Concentration		
Ag 328.068	0.1960	-0.3149u	0.1209
Al 308.215	19312.8	19301.2	19297.3
As 188.980	13.2870	15.6746	16.3170
B 249.678	9.1535	8.0027	8.9064
Ba 389.178	225.109	231.911	229.810
Be 313.042	1.1422	1.1398	1.1213
Ca 370.602	18343	18245	18079
Cd 226.502	0.8275	0.6428	0.1905
Co 228.615	10.1878	11.6997	9.3552
Cr 267.716	86.2224	85.5621	84.8717
Cu 324.754	33.1206	31.7402	31.8012
Fe 271.441	43894.9	43864.6	43668.5
K 766.491	483.029	477.632	477.497
Mg 279.078	2215.77	2213.76	2202.30
Mn 257.610	441.765	441.059	438.166
Mo 202.032	5.7623	4.7171	4.2418
Na 330.237	581.598	280.013u	247.564u
Ni 231.604	24.4930	24.0554	24.1098
Pb 220.353	101.814	102.114	95.4959
Sb 206.834	6.4495	10.2618	9.1847
Se 196.026	5.4691	8.3458	-12.9467u
Sn 189.925	16.6874	17.8282	14.3721
Sr 216.596	47.1069	48.9538	47.7233
Ti 334.941	409.141	409.350	406.191
Tl 190.794	-9.6748u	1.4174u	2.0585u
V 292.401	59.0470	59.5446	59.7178
Zn 206.200	730.864	727.592	719.845

Label	Sol'n Conc.	Units	SD	%RSD	Int. (c/s)
Ag 328.068	0.0007	ppb	0.2759	39703.5	-58.9519
Al 308.215	19303.8	ppb	8.0733	0.0	54175.5
As 188.980	15.0928	ppb	1.5966	10.6	0.2913
B 249.678	8.6875	ppb	0.6058	7.0	140.181
Ba 389.178	228.943	ppb	3.4830	1.5	1150.28
Be 313.042	1.1344	ppb	0.0115	1.0	1150.52
Ca 370.602	18222	ppb	133.2	0.7	13687
Cd 226.502	0.5536	ppb	0.3277	59.2	83.3629
Co 228.615	10.4142	ppb	1.1886	11.4	66.4367
Cr 267.716	85.5521	ppb	0.6754	0.8	1777.26
Cu 324.754	32.2207	ppb	0.7800	2.4	1247.47
Fe 271.441	43809.3	ppb	122.878	0.3	32669.8
K 766.491	479.386	ppb	3.1554	0.7	9674.72
Mg 279.078	2210.61	ppb	7.2654	0.3	3119.58
Mn 257.610	440.330	ppb	1.9070	0.4	44359.2
Mo 202.032	4.9071	ppb	0.7778	15.9	20.0641
Na 330.237	369.725	ppb	184.204	49.8	30.3304
Ni 231.604	24.2194	ppb	0.2385	1.0	36.9696
Pb 220.353	99.8080	ppb	3.7373	3.7	80.0922
Sb 206.834	8.6320	ppb	1.9653	22.8	4.5009
Se 196.026	0.2894	ppb	11.5527	3991.9	5.2414
Sn 189.925	16.2959	ppb	1.7610	10.8	-3.6921
Sr 216.596	47.9280	ppb	0.9403	2.0	220.556
Ti 334.941	408.227	ppb	1.7669	0.4	37823.5
Tl 190.794	-2.0663	ppb	6.5969	319.3	-12.2634
V 292.401	59.4364	ppb	0.3482	0.6	573.751
Zn 206.200	726.100	ppb	5.6593	0.8	667.409

E06062013.wvq. All Data Report 6/7/2013, 10:03:32 AM

700-76817-c-8-a (Samp) **6/6/2013, 4:29:19 PM** **Rack 2, Tube 7**
Weight: 1 **Volume: 1** **Dilution: 1**

Label	Replicates Concentration		
Ag 328.068	-0.5502u	0.7340	1.1141
Al 308.215	20254.7	20392.0	20315.0
As 188.980	18.1466	9.6458	8.6176
B 249.678	5.4522	5.7763	5.4344
Ba 389.178	180.192	186.165	182.828
Be 313.042	0.5251	0.5389	0.5206
Ca 370.602	16322	16365	16328
Cd 226.502	0.1805	0.5388	0.3580
Co 228.615	7.7738	6.6922	5.0457
Cr 267.716	59.1123	59.0916	59.0447
Cu 324.754	22.8962	24.4663	23.6534
Fe 271.441	30820.3	31000.1	30903.8
K 766.491	334.330	334.659	335.798
Mg 279.078	1356.34	1368.43	1365.34
Mn 257.610	280.868	281.818	280.738
Mo 202.032	4.8118	3.6046	4.5631
Na 330.237	303.987u	113.266u	627.636
Ni 231.604	10.4854	14.8400	14.1160
Pb 220.353	80.3506	84.1391	80.5056
Sb 206.834	2.1442	13.7021	-2.9460u
Se 196.026	-2.4890u	-6.7309u	-1.6688u
Sn 189.925	13.9955	11.5469	15.2986
Sr 216.596	33.9027	32.3172	32.5384
Ti 334.941	423.249	425.528	423.888
Tl 190.794	-7.4204u	-9.8404u	-10.8030u
V 292.401	51.3923	51.1367	51.1847
Zn 206.200	450.948	456.870	458.467

Label	Sol'n Conc.	Units	SD	%RSD	Int. (c/s)
Ag 328.068	0.4327	ppb	0.8721	201.6	-44.4683
Al 308.215	20320.6	ppb	68.8034	0.3	56973.2
As 188.980	12.1367	ppb	5.2300	43.1	-0.6508
B 249.678	5.5543	ppb	0.1925	3.5	124.795
Ba 389.178	183.062	ppb	2.9934	1.6	909.064
Be 313.042	0.5282	ppb	0.0095	1.8	370.848
Ca 370.602	16338	ppb	23.28	0.1	12445
Cd 226.502	0.3591	ppb	0.1792	49.9	63.6445
Co 228.615	6.5039	ppb	1.3738	21.1	44.0865
Cr 267.716	59.0828	ppb	0.0347	0.1	1229.78
Cu 324.754	23.6719	ppb	0.7852	3.3	1008.24
Fe 271.441	30908.1	ppb	89.9624	0.3	23052.4
K 766.491	334.929	ppb	0.7701	0.2	6872.97
Mg 279.078	1363.37	ppb	6.2804	0.5	1938.90
Mn 257.610	281.141	ppb	0.5897	0.2	28334.9
Mo 202.032	4.3265	ppb	0.6374	14.7	18.7944
Na 330.237	348.296	ppb	260.032	74.7	33.9260
Ni 231.604	13.1471	ppb	2.3334	17.7	21.7884
Pb 220.353	81.6651	ppb	2.1439	2.6	67.8727
Sb 206.834	4.3001	ppb	8.5309	198.4	1.8057
Se 196.026	-3.6296	ppb	2.7169	74.9	3.7962
Sn 189.925	13.6137	ppb	1.9047	14.0	-4.6955
Sr 216.596	32.9194	ppb	0.8587	2.6	156.594
Ti 334.941	424.222	ppb	1.1756	0.3	39303.4
Tl 190.794	-9.3546	ppb	1.7428	18.6	-14.5333
V 292.401	51.2379	ppb	0.1359	0.3	493.229
Zn 206.200	455.429	ppb	3.9616	0.8	421.383

E06062013.vvq. All Data Report 6/7/2013, 10:03:32 AM

680-90936-a-7-a (Samp) **6/6/2013, 4:33:54 PM** **Rack 2, Tube 8**
Weight: 1 **Volume: 1** **Dilution: 1**

Label	Replicates Concentration		
Ag 328.068	0.0056u	0.7768	0.2130
Al 308.215	1084.90	1087.26	1090.39
As 188.980	7.5925	5.4619	4.3867
B 249.678	2.3865	2.4953	2.6714
Ba 389.178	680.430	676.395	670.345
Be 313.042	0.0847	0.0959	0.0881
Ca 370.602	127413	128201	128488
Cd 226.502	1.0215	0.7041	0.6726
Co 228.615	3.0365	3.2412	2.4896
Cr 267.716	13.4669	13.2066	13.6130
Cu 324.754	39.5305	36.5220	38.9225
Fe 271.441	3402.21	3389.16	3403.80
K 766.491	308.618	308.785	308.162
Mg 279.078	3233.24	3240.98	3253.23
Mn 257.610	1219.64	1221.58	1220.90
Mo 202.032	5.6297	4.4426	6.1150
Na 330.237	6604.52	6356.90	6336.08
Ni 231.604	22.9927	21.2587	24.2918
Pb 220.353	7.0041	4.8281	6.8991
Sb 206.834	4.2003	-0.3685u	5.4214
Se 196.026	-4.1552u	5.2773	-7.2045u
Sn 189.925	18.6009	18.0983	13.6506
Sr 216.596	278.833	279.345	280.154
Ti 334.941	35.3968	35.9646	35.6069
Tl 190.794	-3.4430u	4.2439	4.8928
V 292.401	3.6592	3.0123	3.2105
Zn 206.200	130.455	134.398	132.818

Label	Sol'n Conc.	Units	SD	%RSD	Int. (c/s)
Ag 328.068	0.3318	ppb	0.3991	120.3	-51.0616
Al 308.215	1087.52	ppb	2.7542	0.3	4070.43
As 188.980	5.8137	ppb	1.6316	28.1	-2.7852
B 249.678	2.5177	ppb	0.1438	5.7	134.352
Ba 389.178	675.723	ppb	5.0758	0.8	3455.54
Be 313.042	0.0896	ppb	0.0058	6.4	-166.838
Ca 370.602	128034	ppb	556.7	0.4	102042
Cd 226.502	0.7994	ppb	0.1930	24.1	36.8317
Co 228.615	2.9225	ppb	0.3886	13.3	18.8384
Cr 267.716	13.4288	ppb	0.2058	1.5	286.949
Cu 324.754	38.3250	ppb	1.5908	4.2	1410.43
Fe 271.441	3398.39	ppb	8.0350	0.2	2544.97
K 766.491	308.522	ppb	0.3228	0.1	6360.80
Mg 279.078	3242.49	ppb	10.0770	0.3	4547.95
Mn 257.610	1220.71	ppb	0.9812	0.1	122780
Mo 202.032	5.3958	ppb	0.8604	15.9	22.1033
Na 330.237	6432.50	ppb	149.335	2.3	208.930
Ni 231.604	22.8477	ppb	1.5217	6.7	34.6738
Pb 220.353	6.2438	ppb	1.2271	19.7	18.2007
Sb 206.834	3.0844	ppb	3.0520	99.0	0.5481
Se 196.026	-2.0275	ppb	6.5072	321.0	4.7657
Sn 189.925	16.7833	ppb	2.7246	16.2	-3.4872
Sr 216.596	279.444	ppb	0.6659	0.2	1132.44
Ti 334.941	35.6561	ppb	0.2871	0.8	3309.53
Tl 190.794	1.8979	ppb	4.6368	244.3	-10.0766
V 292.401	3.2940	ppb	0.3314	10.1	17.2831
Zn 206.200	132.557	ppb	1.9846	1.5	127.864

E06062013.vvq. All Data Report 6/7/2013, 10:03:32 AM

680-90936-a-8-a (Samp) **6/6/2013, 4:38:30 PM** **Rack 2, Tube 9**
Weight: 1 **Volume: 1** **Dilution: 1**

Label	Replicates Concentration		
Ag 328.068	1.7789	1.2360	1.2206
Al 308.215	60873.4	60579.0	60850.2
As 188.980	22.8308	20.1130	24.7882
B 249.678	305.747	308.411	310.217
Ba 389.178	5451.36	5436.03	5463.90
Be 313.042	1.8959	1.8941	1.8982
Ca 370.602	498035	493399	496231
Cd 226.502	9.2567	9.9113	10.2519
Co 228.615	86.9683	86.7848	88.1185
Cr 267.716	76.9337	76.1854	76.7790
Cu 324.754	210.689	209.380	212.397
Fe 271.441	41404.2	41141.5	41386.7
K 766.491	68609.0x	67970.5x	68313.7x
Mg 279.078	34376.3	34163.1	34348.5
Mn 257.610	16445.8	16363.6	16427.0
Mo 202.032	8.0963	8.3354	8.3060
Na 330.237	27963.0	28135.7	27967.7
Ni 231.604	85.3339	86.3379	86.5906
Pb 220.353	86.4943	81.6841	80.8607
Sb 206.834	12.2951	19.4839	5.6078
Se 196.026	3.1525	-2.6602	-5.4222
Sn 189.925	16.3560	29.4507	25.9374
Sr 216.596	3358.09	3350.49	3363.45
Ti 334.941	3530.52	3515.05	3533.23
Tl 190.794	3.7958u	7.9436u	23.7737
V 292.401	101.851	101.438	100.802
Zn 206.200	5067.93	5023.55	5060.17

Label	Sol'n Conc.	Units	SD	%RSD	Int. (c/s)
Ag 328.068	1.4118b	ppb	0.3180	22.5	-45.5323
Al 308.215	60767.5b	ppb	163.661	0.3	168230
As 188.980	22.5774b	ppb	2.3479	10.4	3.1132
B 249.678	308.125b	ppb	2.2485	0.7	3622.48
Ba 389.178	5450.43b	ppb	13.9601	0.3	28214.9
Be 313.042	1.8961b	ppb	0.0021	0.1	2236.68
Ca 370.602	495889b	ppb	2337	0.5	395260
Cd 226.502	9.8066b	ppb	0.5058	5.2	245.368
Co 228.615	87.2905b	ppb	0.7229	0.8	538.645
Cr 267.716	76.6327b	ppb	0.3950	0.5	1625.33
Cu 324.754	210.822b	ppb	1.5127	0.7	6201.00
Fe 271.441	41310.8b	ppb	146.862	0.4	30812.1
K 766.491	68297.8xb	ppb	319.530	0.5	1325013
Mg 279.078	34296.0b	ppb	115.930	0.3	47652.1
Mn 257.610	16412.1b	ppb	43.0789	0.3	1650386
Mo 202.032	8.2459b	ppb	0.1304	1.6	28.7553
Na 330.237	28022.1b	ppb	98.4033	0.4	750.789
Ni 231.604	86.0875b	ppb	0.6647	0.8	120.934
Pb 220.353	83.0130b	ppb	3.0428	3.7	69.4497
Sb 206.834	12.4623b	ppb	6.9395	55.7	6.5408
Se 196.026	-1.6433b	ppb	4.3768	266.3	7.5668
Sn 189.925	23.9147b	ppb	6.7776	28.3	-0.7473
Sr 216.596	3357.35b	ppb	6.5116	0.2	13402.6
Ti 334.941	3526.26b	ppb	9.8061	0.3	326712
Tl 190.794	11.8377b	ppb	10.5429	89.1	-9.8155
V 292.401	101.364b	ppb	0.5283	0.5	1006.34
Zn 206.200	5050.55b	ppb	23.7017	0.5	4597.76

E06062013.vvq. All Data Report 6/7/2013, 10:03:32 AM

680-90936-a-9-a (Samp) 6/6/2013, 4:43:06 PM Rack 2, Tube 10

Weight: 1

Volume: 1

Dilution: 1

Label	Replicates Concentration		
Ag 328.068	0.3837u	1.4318	1.2936
Al 308.215	60440.6	60352.7	60328.8
As 188.980	28.8323	21.8473	34.1762
B 249.678	171.924	172.200	172.286
Ba 389.178	7683.86	7673.53	7670.76
Be 313.042	2.2382	2.2234	2.2187
Ca 370.602	424958	429029	429803
Cd 226.502	7.6865	7.8209	7.4926
Co 228.615	122.234	123.670	121.886
Cr 267.716	123.831	123.554	123.182
Cu 324.754	416.999	421.865	418.723
Fe 271.441	110932	111020	110854
K 766.491	35576.6	35568.2	35383.9
Mg 279.078	20185.0	20202.8	20164.3
Mn 257.610	11641.0	11663.6	11629.4
Mo 202.032	12.9300	15.0678	14.8061
Na 330.237	18315.8	18519.8	18640.8
Ni 231.604	97.6061	93.4481	98.3759
Pb 220.353	118.695	110.487	104.812
Sb 206.834	23.2196	18.2591	17.9586
Se 196.026	3.1329	-8.6657u	-12.8077u
Sn 189.925	21.9605	22.0370	12.8584
Sr 216.596	1905.43	1901.94	1904.15
Ti 334.941	3764.91	3768.19	3769.21
Tl 190.794	12.2063	-0.6099u	11.7402u
V 292.401	116.505	115.438	114.677
Zn 206.200	5586.60	5576.46	5581.90

Label	Sol'n Conc.	Units	SD	%RSD	Int. (c/s)
Ag 328.068	1.0364	ppb	0.5694	54.9	-38.7465
Al 308.215	60374.1	ppb	58.8622	0.1	167146
As 188.980	28.2853	ppb	6.1826	21.9	4.6946
B 249.678	172.137	ppb	0.1891	0.1	1929.40
Ba 389.178	7676.05	ppb	6.9066	0.1	39751.8
Be 313.042	2.2268	ppb	0.0101	0.5	2646.07
Ca 370.602	427930	ppb	2603	0.6	339652
Cd 226.502	7.6667	ppb	0.1651	2.2	294.865
Co 228.615	122.596	ppb	0.9457	0.8	743.546
Cr 267.716	123.522	ppb	0.3255	0.3	2590.76
Cu 324.754	419.196	ppb	2.4672	0.6	11992.5
Fe 271.441	110935	ppb	83.2459	0.1	82715.5
K 766.491	35509.6	ppb	108.901	0.3	689086
Mg 279.078	20184.0	ppb	19.2793	0.1	28046.5
Mn 257.610	11644.7	ppb	17.3979	0.1	1171067
Mo 202.032	14.2680	ppb	1.1660	8.2	43.1337
Na 330.237	18492.2	ppb	164.280	0.9	472.885
Ni 231.604	96.4767	ppb	2.6510	2.7	135.766
Pb 220.353	111.331	ppb	6.9801	6.3	89.4089
Sb 206.834	19.8124	ppb	2.9545	14.9	11.6938
Se 196.026	-6.1135	ppb	8.2711	135.3	4.4974
Sn 189.925	18.9520	ppb	5.2773	27.8	-2.6189
Sr 216.596	1903.84	ppb	1.7630	0.1	7640.73
Ti 334.941	3767.44	ppb	2.2465	0.1	349036
Tl 190.794	7.7788	ppb	7.2686	93.4	-12.0274
V 292.401	115.540	ppb	0.9179	0.8	1146.75
Zn 206.200	5581.66	ppb	5.0763	0.1	5080.80

E06062013.wvq. All Data Report 6/7/2013, 10:03:32 AM

mb 680-279265/14-a (Samp) 6/6/2013, 4:47:42 PM Rack 2, Tube 11

Weight: 1

Volume: 1

Dilution: 1

Label	Replicates Concentration		
Ag 328.068	0.6532	0.6859	0.3663
Al 308.215	-0.1269u	-7.2397u	-1.4198u
As 188.980	11.8679	3.6180	-1.7091u
B 249.678	6.0063	5.1791	4.6603
Ba 389.178	-3.2994u	-2.2666u	-1.8362u
Be 313.042	0.0044	0.0007	-0.0038u
Ca 370.602	45.53	29.21	35.07
Cd 226.502	0.1778	0.4992	0.2253
Co 228.615	-0.3976u	0.1313	0.4908
Cr 267.716	0.9632	1.0724	1.3950
Cu 324.754	0.7272	-1.1515u	-0.3725u
Fe 271.441	38.9568	19.2685	18.8692
K 766.491	18.4926	15.9038	15.0163
Mg 279.078	9.5458	9.1629	7.5946
Mn 257.610	0.9898	0.8315	0.7541
Mo 202.032	0.7537	2.3479	0.9121
Na 330.237	663.667	276.518	450.081
Ni 231.604	-3.8397u	0.0291	-2.9128u
Pb 220.353	7.7384	8.4021	-0.3184u
Sb 206.834	9.0144	15.4876	8.4656
Se 196.026	6.9163	9.9399	0.8821
Sn 189.925	24.4283	19.0696	24.9021
Sr 216.596	1.2534	-0.2983u	1.4028
Ti 334.941	1.2016	1.0823	0.9823
Tl 190.794	-9.6451u	-15.0244u	-11.5231u
V 292.401	-0.0718u	1.9437	1.1355
Zn 206.200	1.1438	3.4794	-0.1505u

Label	Sol'n Conc.	Units	SD	%RSD	Int. (c/s)
Ag 328.068	0.5684	ppb	0.1758	30.9	-39.9206
Al 308.215	-2.9288	ppb	3.7889	129.4	1070.95
As 188.980	4.5923	ppb	6.8407	149.0	-3.1931
B 249.678	5.2819	ppb	0.6789	12.9	171.931
Ba 389.178	-2.4674	ppb	0.7520	30.5	-60.0838
Be 313.042	0.0005	ppb	0.0041	874.3	-311.065
Ca 370.602	36.60	ppb	8.270	22.6	5.366
Cd 226.502	0.3008	ppb	0.1735	57.7	23.7022
Co 228.615	0.0748	ppb	0.4469	597.3	2.2143
Cr 267.716	1.1436	ppb	0.2245	19.6	30.8988
Cu 324.754	-0.2656	ppb	0.9439	355.4	339.377
Fe 271.441	25.6982	ppb	11.4840	44.7	30.6339
K 766.491	16.4709	ppb	1.8062	11.0	696.471
Mg 279.078	8.7678	ppb	1.0339	11.8	54.5770
Mn 257.610	0.8585	ppb	0.1202	14.0	111.375
Mo 202.032	1.3379	ppb	0.8783	65.6	11.6214
Na 330.237	463.422	ppb	193.919	41.8	46.4739
Ni 231.604	-2.2411	ppb	2.0199	90.1	0.5475
Pb 220.353	5.2740	ppb	4.8545	92.0	17.3887
Sb 206.834	10.9892	ppb	3.9054	35.5	4.8595
Se 196.026	5.9128	ppb	4.6115	78.0	7.5901
Sn 189.925	22.8000	ppb	3.2393	14.2	-1.2626
Sr 216.596	0.7860	ppb	0.9419	119.8	18.0614
Ti 334.941	1.0887	ppb	0.1098	10.1	102.599
Tl 190.794	-12.0642	ppb	2.7301	22.6	-14.7563
V 292.401	1.0024	ppb	1.0143	101.2	-5.1041
Zn 206.200	1.4909	ppb	1.8397	123.4	87.7485

E06062013.wvq. All Data Report 6/7/2013, 10:03:32 AM

660-54649-a-2-a (Samp)

6/6/2013, 4:52:18 PM

Rack 2, Tube 12

Weight: 1

Volume: 1

Dilution: 1

Label	Replicates Concentration		
Ag 328.068	0.6740	-0.0543u	0.7451
Al 308.215	8.9720	5.1086	8.9490
As 188.980	-3.0133u	-9.5380u	-3.0875u
B 249.678	3.1650	3.3660	1.8485
Ba 389.178	-4.4539u	0.9296	0.5919
Be 313.042	0.0255	0.0299	0.0212
Ca 370.602	48.50	51.80	50.93
Cd 226.502	0.9599	1.2473	0.8526
Co 228.615	0.5086	-1.5608u	1.3566
Cr 267.716	2.0780	1.7615	1.6261
Cu 324.754	9.0111	7.9954	8.3121
Fe 271.441	60.8645	56.4166	69.7774
K 766.491	23.5725	23.1731	25.4793
Mg 279.078	18.6388	15.0071	13.9345
Mn 257.610	0.8671	0.8673	0.8803
Mo 202.032	2.5173	0.8049	-0.1056u
Na 330.237	557.736	473.555	395.229
Ni 231.604	-3.0081u	0.0788	0.8932
Pb 220.353	10.3840	19.7916	18.4959
Sb 206.834	2.4346	6.1658	5.7289
Se 196.026	-1.1418u	4.1951	0.4089
Sn 189.925	50.7407	50.0551	52.6391
Sr 216.596	-1.2819u	1.3889	-0.1482u
Ti 334.941	1.6077	1.5066	1.4855
Tl 190.794	-7.6097u	-9.0540u	-3.4290u
V 292.401	0.3697	1.2868	0.7825
Zn 206.200	7.8160	7.1047	6.3315

Label	Sol'n Conc.	Units	SD	%RSD	Int. (c/s)
Ag 328.068	0.4549	ppb	0.4425	97.3	-43.7071
Al 308.215	7.6766	ppb	2.2239	29.0	1100.14
As 188.980	-5.2129	ppb	3.7458	71.9	-6.5721
B 249.678	2.7931	ppb	0.8243	29.5	142.961
Ba 389.178	-0.9775	ppb	3.0154	308.5	-52.3534
Be 313.042	0.0255	ppb	0.0043	17.0	-278.770
Ca 370.602	50.41	ppb	1.706	3.4	15.66
Cd 226.502	1.0199	ppb	0.2041	20.0	36.5774
Co 228.615	0.1015	ppb	1.5007	1478.8	2.3669
Cr 267.716	1.8219	ppb	0.2320	12.7	44.8906
Cu 324.754	8.4395	ppb	0.5197	6.2	580.849
Fe 271.441	62.3528	ppb	6.8036	10.9	57.9587
K 766.491	24.0750	ppb	1.2325	5.1	843.952
Mg 279.078	15.8601	ppb	2.4654	15.5	64.4631
Mn 257.610	0.8716	ppb	0.0076	0.9	112.763
Mo 202.032	1.0722	ppb	1.3317	124.2	10.9306
Na 330.237	475.507	ppb	81.2711	17.1	46.7571
Ni 231.604	-0.6787	ppb	2.0580	303.2	2.6711
Pb 220.353	16.2238	ppb	5.0987	31.4	24.5332
Sb 206.834	4.7764	ppb	2.0398	42.7	1.4202
Se 196.026	1.1541	ppb	2.7454	237.9	5.7707
Sn 189.925	51.1450	ppb	1.3386	2.6	9.3381
Sr 216.596	-0.0137	ppb	1.3405	9765.3	14.8821
Ti 334.941	1.5333	ppb	0.0653	4.3	143.792
Tl 190.794	-6.6976	ppb	2.9213	43.6	-12.8525
V 292.401	0.8130	ppb	0.4593	56.5	-6.9757
Zn 206.200	7.0841	ppb	0.7425	10.5	13.8306

E06062013.wvq. All Data Report 6/7/2013, 10:03:32 AM

CRI (Samp) 6/6/2013, 5:06:03 PM Rack 2, Tube 15

Weight: 1 Volume: 1 Dilution: 1

Label	Replicates Concentration		
Ag 328.068	10.1325	9.7553	11.1032
Al 308.215	166.510	159.906	154.283
As 188.980	28.9242	17.6152	11.9115
B 249.678	95.6588	97.0052	95.4158
Ba 389.178	6.5342	8.9792	12.5112
Be 313.042	3.9138	3.8718	3.8442
Ca 370.602	479.4	494.2	483.4
Cd 226.502	4.6160	4.8866	4.9112
Co 228.615	10.4233	9.8969	9.4516
Cr 267.716	9.8738	9.7358	9.7464
Cu 324.754	18.5001	17.6233	17.8708
Fe 271.441	52.2880	48.1215	51.0686
K 766.491	881.611	870.970	855.569
Mg 279.078	484.786	481.616	476.553
Mn 257.610	10.6021	10.4927	10.3132
Mo 202.032	10.3830	13.2943	13.3681
Na 330.237	849.482	1044.92	904.380
Ni 231.604	37.7727	36.0656	37.2823
Pb 220.353	5.6241	16.1224	18.5295
Sb 206.834	27.7917	22.3277	25.9970
Se 196.026	25.4310	19.0962	21.6545
Sn 189.925	48.5925	54.0191	50.7282
Sr 216.596	9.3420	10.2250	9.7342
Ti 334.941	9.5916	9.5310	9.7222
Tl 190.794	7.3287	19.7093	22.2124
V 292.401	10.6490	11.3163	10.4005
Zn 206.200	17.3946	18.5689	17.1734

Label	Sol'n Conc.	Units	SD	%RSD	Int. (c/s)
Ag 328.068	10.3303	ppb	0.6954	6.7	287.185
Al 308.215	160.233	ppb	6.1200	3.8	1519.11
As 188.980	19.4836	ppb	8.6589	44.4	1.9377
B 249.678	96.0266	ppb	0.8561	0.9	1225.94
Ba 389.178	9.3415	ppb	3.0049	32.2	1.3794
Be 313.042	3.8766	ppb	0.0350	0.9	4673.28
Ca 370.602	485.7	ppb	7.679	1.6	364.4
Cd 226.502	4.8046	ppb	0.1638	3.4	104.055
Co 228.615	9.9239	ppb	0.4864	4.9	58.2577
Cr 267.716	9.7854	ppb	0.0768	0.8	209.106
Cu 324.754	17.9981	ppb	0.4521	2.5	846.103
Fe 271.441	50.4927	ppb	2.1421	4.2	49.7178
K 766.491	869.383	ppb	13.0933	1.5	17238.7
Mg 279.078	480.985	ppb	4.1528	0.9	712.464
Mn 257.610	10.4693	ppb	0.1459	1.4	1079.39
Mo 202.032	12.3485	ppb	1.7025	13.8	40.2251
Na 330.237	932.929	ppb	100.801	10.8	59.2347
Ni 231.604	37.0402	ppb	0.8789	2.4	53.9159
Pb 220.353	13.4253	ppb	6.8624	51.1	22.6977
Sb 206.834	25.3721	ppb	2.7851	11.0	12.8260
Se 196.026	22.0605	ppb	3.1868	14.4	13.7648
Sn 189.925	51.1132	ppb	2.7337	5.3	9.3264
Sr 216.596	9.7671	ppb	0.4425	4.5	53.5234
Ti 334.941	9.6149	ppb	0.0977	1.0	893.120
Tl 190.794	16.4168	ppb	7.9694	48.5	-4.6397
V 292.401	10.7886	ppb	0.4736	4.4	90.9787
Zn 206.200	17.7123	ppb	0.7500	4.2	23.4723

E06062013.vvq. All Data Report 6/7/2013, 10:03:32 AM

ICSA (Samp) **6/6/2013, 5:10:37 PM** **Rack 2, Tube 16**
Weight: 1 **Volume: 1** **Dilution: 1**

Label	Replicates Concentration		
Ag 328.068	0.4046	0.2302	0.9337
Al 308.215	493360	492773	493226
As 188.980	-1.3074	-12.3904u	5.3689
B 249.678	19.3819u	18.5744u	18.9214u
Ba 389.178	3.2720	5.6699	6.9092
Be 313.042	-0.1118u	-0.1262u	-0.1316u
Ca 370.602	474037	474083	478867
Cd 226.502	2.7833	2.6868	3.3502
Co 228.615	0.9298	-0.6102u	-0.2455
Cr 267.716	0.1797	0.4704	0.8754
Cu 324.754	1.6293	0.9921	0.3851
Fe 271.441	190168	190230	190696
K 766.491	2.7403	2.5977	2.4647
Mg 279.078	499291	499181	499954
Mn 257.610	1.7892	1.7568	1.7175
Mo 202.032	2.6597	2.2106	5.2997
Na 330.237	-252.523u	-178.455u	-183.022u
Ni 231.604	3.8487	6.1256	3.1998
Pb 220.353	-3.7400u	4.8889	-8.7741u
Sb 206.834	6.6546	6.8469	4.8145
Se 196.026	2.7091u	-22.4202u	-6.4742u
Sn 189.925	1.3823	-4.3347u	4.7546
Sr 216.596	9.6633	10.4513	8.9402
Ti 334.941	3.0837	3.0207	3.1852
Tl 190.794	-22.2113u	-12.1974u	-4.2998u
V 292.401	0.4541	0.9944	1.4221
Zn 206.200	28.7036	29.1084	28.6741

Label	Sol'n Conc.	Units	SD	%RSD	Int. (c/s)
Ag 328.068	0.5229	ppb	0.3663	70.1	-44.8446
Al 308.215	493120	ppb	307.742	0.1	1357560
As 188.980	-2.7763	ppb	8.9703	323.1	-4.0582
B 249.678	18.9593	ppb	0.4051	2.1	20.7360
Ba 389.178	5.2837	ppb	1.8491	35.0	313.505
Be 313.042	-0.1232	ppb	0.0102	8.3	-339.684
Ca 370.602	475662	ppb	2775	0.6	375534
Cd 226.502	2.9401	ppb	0.3585	12.2	313.488
Co 228.615	0.0247	ppb	0.8048	3253.9	5.2695
Cr 267.716	0.5085	ppb	0.3494	68.7	39.3604
Cu 324.754	1.0022	ppb	0.6221	62.1	406.065
Fe 271.441	190365	ppb	288.556	0.2	141918
K 766.491	2.6009	ppb	0.1378	5.3	427.462
Mg 279.078	499475	ppb	417.996	0.1	695971
Mn 257.610	1.7545	ppb	0.0359	2.0	2181.55
Mo 202.032	3.3900	ppb	1.6690	49.2	13.5098
Na 330.237	-204.666	ppb	41.5075	20.3	-2.8537
Ni 231.604	4.3914	ppb	1.5365	35.0	11.7134
Pb 220.353	-2.5417	ppb	6.9099	271.9	14.0619
Sb 206.834	6.1053	ppb	1.1220	18.4	4.5570
Se 196.026	-8.7284	ppb	12.7154	145.7	0.7667
Sn 189.925	0.6008	ppb	4.5948	764.8	-9.4769
Sr 216.596	9.6849	ppb	0.7558	7.8	134.262
Ti 334.941	3.0966	ppb	0.0830	2.7	1040.63
Tl 190.794	-12.9028	ppb	8.9765	69.6	-19.4244
V 292.401	0.9569	ppb	0.4851	50.7	-4.6825
Zn 206.200	28.8287	ppb	0.2427	0.8	347985

E06062013.wvq. All Data Report 6/7/2013, 10:03:32 AM

ICSAB (Samp) 6/6/2013, 5:15:12 PM Rack 2, Tube 17

Weight: 1 Volume: 1 Dilution: 1

Label	Replicates Concentration		
Ag 328.068	220.898	223.101	224.163
Al 308.215	516724	516934	517934
As 188.980	111.067	102.754	125.067
B 249.678	17.0380u	17.0451u	17.6847u
Ba 389.178	559.079	567.425	561.457
Be 313.042	482.777	484.225	485.756
Ca 370.602	493489	500028	497393
Cd 226.502	1041.44x	1045.44x	1047.40x
Co 228.615	516.866	513.542	515.766
Cr 267.716	527.562	530.264	530.105
Cu 324.754	569.519	567.377	575.728
Fe 271.441	199254	199436	199910
K 766.491	1.8806	2.1397	2.1347
Mg 279.078	522699	525708	525272
Mn 257.610	544.487	544.893	546.092
Mo 202.032	1193.08x	1204.93x	1203.52x
Na 330.237	-320.061u	-469.234u	-558.366u
Ni 231.604	1025.28	1026.35	1017.76
Pb 220.353	55.9711	52.9154	52.1403
Sb 206.834	632.792	620.052	640.176
Se 196.026	59.0716	43.7422	59.0234
Sn 189.925	1092.36	1118.34	1097.43
Sr 216.596	5.0332	4.4294	9.1445
Ti 334.941	3.2313	3.3633	3.2665
Tl 190.794	90.3326	85.5759	80.4257
V 292.401	531.333	532.984	526.057
Zn 206.200	981.952	991.207	989.347

Label	Sol'n Conc.	Units	SD	%RSD	Int. (c/s)
Ag 328.068	222.721b	ppb	1.6649	0.7	7406.40
Al 308.215	517197b	ppb	646.545	0.1	1423771
As 188.980	112.963b	ppb	11.2765	10.0	35.7303
B 249.678	17.2559b	ppb	0.3714	2.2	-14.0547
Ba 389.178	562.654b	ppb	4.3000	0.8	3218.44
Be 313.042	484.253b	ppb	1.4896	0.3	622558
Ca 370.602	496970b	ppb	3290	0.7	392350
Cd 226.502	1044.76xb	ppb	3.0379	0.3	18906.8
Co 228.615	515.391b	ppb	1.6933	0.3	2924.79
Cr 267.716	529.310b	ppb	1.5163	0.3	10941.5
Cu 324.754	570.875b	ppb	4.3371	0.8	16230.3
Fe 271.441	199533b	ppb	338.635	0.2	148784
K 766.491	2.0516b	ppb	0.1482	7.2	416.809
Mg 279.078	524560b	ppb	1625.66	0.3	730916
Mn 257.610	545.157b	ppb	0.8347	0.2	56915.4
Mo 202.032	1200.51xb	ppb	6.4769	0.5	3123.66
Na 330.237	-449.220b	ppb	120.407	26.8	-18.6294
Ni 231.604	1023.13b	ppb	4.6814	0.5	1395.61
Pb 220.353	53.6756b	ppb	2.0254	3.8	50.1770
Sb 206.834	631.007b	ppb	10.1801	1.6	347.871
Se 196.026	53.9457b	ppb	8.8366	16.4	24.7700
Sn 189.925	1102.71b	ppb	13.7696	1.2	402.703
Sr 216.596	6.2024b	ppb	2.5658	41.4	112.169
Ti 334.941	3.2870b	ppb	0.0683	2.1	1094.86
Tl 190.794	85.4447b	ppb	4.9547	5.8	15.6215
V 292.401	530.125b	ppb	3.6181	0.7	5150.78
Zn 206.200	987.502b	ppb	4.8958	0.5	904.980

E06062013.vvq. All Data Report 6/7/2013, 10:03:32 AM

Z (Samp) **6/6/2013, 5:19:47 PM** **Rack 2, Tube 18****Weight: 1****Volume: 1****Dilution: 1**

Label	Replicates Concentration		
Ag 328.068	1.4121	1.1012	0.6393
Al 308.215	-235.779u	-235.482u	-235.174u
As 188.980	2.9319	0.0487	4.5246
B 249.678	-5.9406u	-5.8622u	-6.2046u
Ba 389.178	-1.0322u	-1.3744u	-3.2290u
Be 313.042	0.1433	0.1471	0.1461
Ca 370.602	18.78	16.35	6.342
Cd 226.502	-0.3538u	-0.2709u	-0.3147u
Co 228.615	0.4792	0.3036	0.6436
Cr 267.716	-0.1146u	-0.0396u	-0.0460u
Cu 324.754	-9.0964u	-8.8816u	-8.6517u
Fe 271.441	5.7217	10.8757	10.3860
K 766.491	-10.2636u	-10.9236u	-9.5205u
Mg 279.078	-10.7057u	-4.0776u	-14.5749u
Mn 257.610	0.1566	0.2776	0.2740
Mo 202.032	-0.0295u	-0.2578u	-0.7201u
Na 330.237	-81.0058u	87.0090	-176.241u
Ni 231.604	-2.5715u	-1.6859u	-0.7012u
Pb 220.353	-1.0227u	-0.0434u	-3.1976u
Sb 206.834	3.9781	5.8146	5.4189
Se 196.026	-6.5069u	-0.9491u	-7.2452u
Sn 189.925	12.5670	14.5294	10.1851
Sr 216.596	-0.8745u	-1.8259u	-1.1315u
Ti 334.941	0.0591	0.1611	0.0440
Tl 190.794	8.1699	9.7616	4.0381
V 292.401	0.2142	0.5194	0.8975
Zn 206.200	-4.3887u	-5.7581u	-4.1060u

Label	Sol'n Conc.	Units	SD	%RSD	Int. (c/s)
Ag 328.068	1.0509	ppb	0.3888	37.0	-23.7272
Al 308.215	-235.478	ppb	0.3027	0.1	431.250
As 188.980	2.5017	ppb	2.2687	90.7	-3.9136
B 249.678	-6.0024	ppb	0.1794	3.0	40.9432
Ba 389.178	-1.8785	ppb	1.1820	62.9	-57.0580
Be 313.042	0.1455	ppb	0.0020	1.4	-124.313
Ca 370.602	13.82	ppb	6.592	47.7	-11.91
Cd 226.502	-0.3131	ppb	0.0415	13.3	12.6893
Co 228.615	0.4755	ppb	0.1700	35.8	4.5058
Cr 267.716	-0.0667	ppb	0.0416	62.3	5.9303
Cu 324.754	-8.8765	ppb	0.2224	2.5	100.494
Fe 271.441	8.9945	ppb	2.8449	31.6	18.2021
K 766.491	-10.2359	ppb	0.7020	6.9	178.492
Mg 279.078	-9.7861	ppb	5.3087	54.2	28.7448
Mn 257.610	0.2361	ppb	0.0688	29.2	48.6699
Mo 202.032	-0.3358	ppb	0.3518	104.8	7.2738
Na 330.237	-56.7458	ppb	133.291	234.9	32.2328
Ni 231.604	-1.6529	ppb	0.9356	56.6	1.3458
Pb 220.353	-1.4212	ppb	1.6144	113.6	13.0210
Sb 206.834	5.0705	ppb	0.9666	19.1	1.5855
Se 196.026	-4.9004	ppb	3.4418	70.2	3.4567
Sn 189.925	12.4271	ppb	2.1755	17.5	-5.1420
Sr 216.596	-1.2773	ppb	0.4922	38.5	9.8456
Ti 334.941	0.0881	ppb	0.0637	72.4	9.8837
Tl 190.794	7.3232	ppb	2.9542	40.3	-7.8736
V 292.401	0.5437	ppb	0.3423	63.0	-9.5379
Zn 206.200	-4.7509	ppb	0.8836	18.6	3.0779

E06062013.vvq. All Data Report 6/7/2013, 10:03:32 AM

Z (Samp)	6/6/2013, 5:24:22 PM			Rack 2, Tube 19
Weight: 1	Volume: 1			Dilution: 1
Label	Replicates Concentration			
Ag 328.068	0.9787	1.1779	0.5555	
Al 308.215	-237.222u	-237.137u	-238.349u	
As 188.980	5.8541	2.6468	2.3882	
B 249.678	-5.5981u	-5.8057u	-6.0388u	
Ba 389.178	-3.4993u	-3.3962u	-3.6718u	
Be 313.042	0.1402	0.1444	0.1453	
Ca 370.602	5.991	5.998	5.062	
Cd 226.502	-0.5172u	-0.4629u	-0.3302u	
Co 228.615	0.6421	0.4401	0.9317	
Cr 267.716	-0.2692u	-0.0777u	0.1413	
Cu 324.754	-8.7968u	-9.0417u	-8.2533u	
Fe 271.441	8.8563	9.7280	6.7080	
K 766.491	-9.0624u	-10.3479u	-10.5334u	
Mg 279.078	-17.2896u	-14.2132u	-17.5897u	
Mn 257.610	0.2567	0.3209	0.3637	
Mo 202.032	-0.5925u	-1.0454u	-0.9813u	
Na 330.237	87.3253	-111.793u	82.9601	
Ni 231.604	-2.5094u	-2.0994u	-2.5349u	
Pb 220.353	1.0538	-3.7329u	-4.0775u	
Sb 206.834	4.6835	0.8808	2.4674	
Se 196.026	-2.4668u	-1.2662u	-3.5692u	
Sn 189.925	13.1316	11.9319	10.5130	
Sr 216.596	-0.9986u	-1.5897u	-1.2278u	
Ti 334.941	-0.1028u	-0.0996u	-0.1724u	
Tl 190.794	8.2527	8.1677	8.9390	
V 292.401	0.7488	0.1449	1.0326	
Zn 206.200	-5.2634u	-5.9069u	-4.9615u	

Label	Sol'n Conc.	Units	SD	%RSD	Int. (c/s)
Ag 328.068	0.9041	ppb	0.3178	35.2	-28.6483
Al 308.215	-237.569	ppb	0.6765	0.3	425.472
As 188.980	3.6297	ppb	1.9307	53.2	-3.5248
B 249.678	-5.8142	ppb	0.2205	3.8	43.1350
Ba 389.178	-3.5224	ppb	0.1392	4.0	-65.5784
Be 313.042	0.1433	ppb	0.0027	1.9	-127.100
Ca 370.602	5.684	ppb	0.5388	9.5	-18.36
Cd 226.502	-0.4368	ppb	0.0962	22.0	10.4797
Co 228.615	0.6713	ppb	0.2471	36.8	5.6266
Cr 267.716	-0.0686	ppb	0.2054	299.6	5.8920
Cu 324.754	-8.6972	ppb	0.4035	4.6	105.457
Fe 271.441	8.4308	ppb	1.5544	18.4	17.7927
K 766.491	-9.9813	ppb	0.8011	8.0	183.431
Mg 279.078	-16.3642	ppb	1.8688	11.4	19.5777
Mn 257.610	0.3138	ppb	0.0538	17.2	56.4583
Mo 202.032	-0.8731	ppb	0.2451	28.1	5.8776
Na 330.237	19.4975	ppb	113.722	583.3	34.3353
Ni 231.604	-2.3812	ppb	0.2444	10.3	0.3558
Pb 220.353	-2.2522	ppb	2.8683	127.4	12.4792
Sb 206.834	2.6773	ppb	1.9100	71.3	0.2617
Se 196.026	-2.4341	ppb	1.1518	47.3	4.3996
Sn 189.925	11.8588	ppb	1.3108	11.1	-5.3545
Sr 216.596	-1.2721	ppb	0.2980	23.4	9.8742
Ti 334.941	-0.1249	ppb	0.0411	32.9	-9.8541
Tl 190.794	8.4531	ppb	0.4229	5.0	-7.4722
V 292.401	0.6421	ppb	0.4534	70.6	-8.5279
Zn 206.200	-5.3773	ppb	0.4828	9.0	2.5086

E06062013.vvq. All Data Report 6/7/2013, 10:03:32 AM

mb 680-279321/1-a (Samp) **6/6/2013, 5:45:28 PM** **Rack 2, Tube 27**
Weight: 1 **Volume: 1** **Dilution: 1**

Label	Replicates Concentration		
Ag 328.068	1.4889	1.0043	0.7784
Al 308.215	-31.9339u	-31.3620u	-22.3744u
As 188.980	-3.7580u	0.4665	-7.5391u
B 249.678	5.4563	4.9850	4.7812
Ba 389.178	1.3773	3.1485	-0.0019u
Be 313.042	0.0203	0.0195	0.0286
Ca 370.602	-4.340u	-10.06u	-7.016u
Cd 226.502	0.0969	-0.0389u	0.2672
Co 228.615	-0.2151u	1.0203	1.8594
Cr 267.716	0.2131	-0.6736u	0.2050
Cu 324.754	-1.8955u	-1.6394u	-2.2171u
Fe 271.441	6.7914	4.2475	6.7138
K 766.491	-3.5228u	-4.6890u	-4.5900u
Mg 279.078	0.7863	1.5339	2.3759
Mn 257.610	0.2751	0.3158	0.3672
Mo 202.032	-0.1660u	0.6990	0.5445
Na 330.237	15.9376	149.716	306.433
Ni 231.604	0.3619	2.0280	0.0684
Pb 220.353	4.7820	0.7525	-1.6136u
Sb 206.834	2.2027	4.1325	3.5009
Se 196.026	6.3309	3.6385	2.2328
Sn 189.925	3.9792	8.5292	1.5724
Sr 216.596	-0.1222u	-0.8999u	0.2863
Ti 334.941	-0.0171u	0.0132	-0.0484u
Tl 190.794	3.0185	-4.0970u	-0.9094u
V 292.401	0.6312	0.7876	1.4343
Zn 206.200	-0.0240u	-1.6187u	-0.1182u

Label	Sol'n Conc.	Units	SD	%RSD	Int. (c/s)
Ag 328.068	1.0905	ppb	0.3630	33.3	-22.4184
Al 308.215	-28.5568	ppb	5.3617	18.8	1000.42
As 188.980	-3.6102	ppb	4.0048	110.9	-6.0195
B 249.678	5.0742	ppb	0.3463	6.8	169.573
Ba 389.178	1.5080	ppb	1.5793	104.7	-39.5048
Be 313.042	0.0228	ppb	0.0051	22.2	-282.250
Ca 370.602	-7.138	ppb	2.861	40.1	-29.01
Cd 226.502	0.1084	ppb	0.1534	141.5	20.2296
Co 228.615	0.8882	ppb	1.0435	117.5	6.8505
Cr 267.716	-0.0851	ppb	0.5096	598.5	5.5508
Cu 324.754	-1.9173	ppb	0.2894	15.1	293.542
Fe 271.441	5.9175	ppb	1.4469	24.5	15.9339
K 766.491	-4.2673	ppb	0.6466	15.2	294.254
Mg 279.078	1.5653	ppb	0.7953	50.8	44.5455
Mn 257.610	0.3194	ppb	0.0462	14.5	57.1056
Mo 202.032	0.3592	ppb	0.4613	128.4	9.0790
Na 330.237	157.362	ppb	145.399	92.4	38.0832
Ni 231.604	0.8195	ppb	1.0569	129.0	4.7052
Pb 220.353	1.3070	ppb	3.2336	247.4	14.8003
Sb 206.834	3.2787	ppb	0.9839	30.0	0.5794
Se 196.026	4.0674	ppb	2.0824	51.2	6.8848
Sn 189.925	4.6936	ppb	3.5330	75.3	-8.0342
Sr 216.596	-0.2452	ppb	0.6026	245.7	13.9492
Ti 334.941	-0.0174	ppb	0.0308	176.6	0.1222
Tl 190.794	-0.6626	ppb	3.5641	537.9	-10.7079
V 292.401	0.9510	ppb	0.4257	44.8	-5.5431
Zn 206.200	-0.5870	ppb	0.8948	152.4	6.8625

E06062013.vvq. All Data Report 6/7/2013, 10:03:32 AM

ics 680-279321/2-a (Samp) 6/6/2013, 5:50:04 PM Rack 2, Tube 28
 Weight: 1 Volume: 1 Dilution: 1

Label	Replicates Concentration		
Ag 328.068	61.4317	60.8446	60.7150
Al 308.215	4675.10	4684.18	4665.21
As 188.980	103.613	111.724	102.859
B 249.678	190.437	189.964	190.183
Ba 389.178	99.2641	95.0321	99.3713
Be 313.042	48.8673	49.0195	48.6392
Ca 370.602	4691	4688	4657
Cd 226.502	50.1432	50.2417	49.8128
Co 228.615	50.4883	49.3780	49.8534
Cr 267.716	100.017	100.093	98.8259
Cu 324.754	92.5549	94.9231	94.4746
Fe 271.441	4802.81	4801.11	4773.83
K 766.491	4885.20	4902.66	4840.61
Mg 279.078	4812.44	4828.33	4795.25
Mn 257.610	509.101	509.950	505.544
Mo 202.032	102.530	101.774	100.830
Na 330.237	4577.13	4986.71	5155.59
Ni 231.604	93.6235	98.2146	98.8771
Pb 220.353	56.7026	46.9952	49.9649
Sb 206.834	60.6578	52.2499	49.8730
Se 196.026	103.416	94.0340	91.8249
Sn 189.925	194.347	200.603	195.714
Sr 216.596	96.5364	102.017	98.6445
Ti 334.941	96.1428	96.5259	96.0557
Tl 190.794	42.1760	36.5448	27.9933
V 292.401	99.0952	100.458	98.7411
Zn 206.200	95.0182	95.1692	94.3156

Label	Sol'n Conc.	Units	SD	%RSD	Int. (c/s)
Ag 328.068	60.9971	ppb	0.3819	0.6	1985.15
Al 308.215	4674.83	ppb	9.4877	0.2	13932.5
As 188.980	106.065	ppb	4.9153	4.6	31.7594
B 249.678	190.195	ppb	0.2370	0.1	2312.01
Ba 389.178	97.8892	ppb	2.4749	2.5	463.807
Be 313.042	48.8420	ppb	0.1914	0.4	62499.2
Ca 370.602	4679	ppb	19.09	0.4	3628
Cd 226.502	50.0659	ppb	0.2247	0.4	917.311
Co 228.615	49.9066	ppb	0.5570	1.1	285.891
Cr 267.716	99.6452	ppb	0.7106	0.7	2063.43
Cu 324.754	93.9842	ppb	1.2580	1.3	2955.50
Fe 271.441	4792.58	ppb	16.2625	0.3	3587.34
K 766.491	4876.16	ppb	31.9995	0.7	94950.1
Mg 279.078	4812.01	ppb	16.5430	0.3	6742.03
Mn 257.610	508.198	ppb	2.3372	0.5	51145.3
Mo 202.032	101.712	ppb	0.8519	0.8	272.286
Na 330.237	4906.48	ppb	297.460	6.1	166.931
Ni 231.604	96.9051	ppb	2.8612	3.0	135.274
Pb 220.353	51.2209	ppb	4.9741	9.7	47.4274
Sb 206.834	54.2602	ppb	5.6665	10.4	28.9436
Se 196.026	96.4249	ppb	6.1542	6.4	42.2570
Sn 189.925	196.888	ppb	3.2891	1.7	63.8458
Sr 216.596	99.0659	ppb	2.7645	2.8	409.675
Ti 334.941	96.2415	ppb	0.2501	0.3	8924.36
Tl 190.794	35.5714	ppb	7.1413	20.1	2.0111
V 292.401	99.4315	ppb	0.9066	0.9	961.793
Zn 206.200	94.8343	ppb	0.4555	0.5	933948

E06062013.wvq. All Data Report 6/7/2013, 10:03:32 AM

640-43781-a-1-a (Samp) 6/6/2013, 5:54:39 PM Rack 2, Tube 29

Weight: 1

Volume: 1

Dilution: 1

Label	Replicates Concentration		
Ag 328.068	1.1148u	-0.0112u	1.4120u
Al 308.215	234.695	234.725	233.105
As 188.980	11.4383	4.5211	16.6772
B 249.678	48.6312	48.2458	47.7586
Ba 389.178	231.675	232.904	233.749
Be 313.042	0.0454	0.0632	0.0688
Ca 370.602	46353	46024	46396
Cd 226.502	-0.2315	-0.3798	-0.3738
Co 228.615	1.5084	2.9540	2.4012
Cr 267.716	0.1554	-0.3376	-0.2631
Cu 324.754	-1.0418u	-0.8179u	-0.9357u
Fe 271.441	65404.6	64860.5	65142.4
K 766.491	3070.40	3069.55	3087.15
Mg 279.078	15371.5	15290.2	15301.1
Mn 257.610	602.331	597.684	600.511
Mo 202.032	0.3952u	2.6747	1.1247
Na 330.237	5868.39	5711.84	5868.30
Ni 231.604	-0.7505u	-3.2622u	-1.7320u
Pb 220.353	20.2585	19.9540	21.6389
Sb 206.834	6.0341	3.0098	5.5832
Se 196.026	2.7278	0.1525u	8.2734
Sn 189.925	3.3088	0.5821	9.3100
Sr 216.596	3576.39	3550.56	3566.69
Ti 334.941	5.5745	5.4248	5.5160
Tl 190.794	0.7870u	1.4555u	-16.3854u
V 292.401	2.6326	2.0589	1.8464
Zn 206.200	16.3748	17.4599	18.8105

Label	Sol'n Conc.	Units	SD	%RSD	Int. (c/s)
Ag 328.068	0.8386	ppb	0.7508	89.5	-100.577
Al 308.215	234.175	ppb	0.9267	0.4	1723.03
As 188.980	10.8789	ppb	6.0973	56.0	-1.3823
B 249.678	48.2118	ppb	0.4373	0.9	564.556
Ba 389.178	232.776	ppb	1.0432	0.4	1182.68
Be 313.042	0.0591	ppb	0.0122	20.7	-226.550
Ca 370.602	46258	ppb	203.8	0.4	35565
Cd 226.502	-0.3284	ppb	0.0839	25.6	94.5408
Co 228.615	2.2878	ppb	0.7294	31.9	15.9855
Cr 267.716	-0.1484	ppb	0.2658	179.0	12.0529
Cu 324.754	-0.9318	ppb	0.1120	12.0	331.661
Fe 271.441	65135.8	ppb	272.133	0.4	48566.8
K 766.491	3075.70	ppb	9.9269	0.3	60030.2
Mg 279.078	15320.9	ppb	44.1272	0.3	21393.0
Mn 257.610	600.175	ppb	2.3415	0.4	60502.6
Mo 202.032	1.3982	ppb	1.1641	83.3	10.5997
Na 330.237	5816.18	ppb	90.3603	1.6	182.987
Ni 231.604	-1.9149	ppb	1.2658	66.1	1.6920
Pb 220.353	20.6171	ppb	0.8979	4.4	29.2623
Sb 206.834	4.8757	ppb	1.6316	33.5	2.2894
Se 196.026	3.7179	ppb	4.1500	111.6	6.4449
Sn 189.925	4.4003	ppb	4.4651	101.5	-8.1350
Sr 216.596	3564.55	ppb	13.0468	0.4	14218.2
Ti 334.941	5.5051	ppb	0.0754	1.4	536.562
Tl 190.794	-4.7143	ppb	10.1130	214.5	-13.7376
V 292.401	2.1793	ppb	0.4067	18.7	6.6540
Zn 206.200	17.5484	ppb	1.2202	7.0	227565

E06062013.wvq. All Data Report 6/7/2013, 10:03:32 AM

640-43781-a-1-a (Samp) 6/6/2013, 5:59:14 PM Rack 2, Tube 30

Weight: 1

Volume: 1

Dilution: 1

Label	Replicates Concentration		
Ag 328.068	0.4170u	1.6831	-0.1826u
Al 308.215	24.7432	20.8476	27.5672
As 188.980	-3.1015u	-0.0869u	0.0036u
B 249.678	11.4958	10.2200	10.8669
Ba 389.178	51.0085	45.4436	48.9361
Be 313.042	0.0137	0.0177	0.0188
Ca 370.602	9700	9686	9702
Cd 226.502	-0.1468	-0.4856	-0.4028
Co 228.615	-0.6085u	0.8758	-0.3139u
Cr 267.716	-0.3324u	-0.4311u	0.0366
Cu 324.754	-1.7542u	-2.4079u	-1.8209u
Fe 271.441	13779.9	13773.6	13836.8
K 766.491	565.095	563.946	571.276
Mg 279.078	3242.31	3238.75	3258.83
Mn 257.610	126.676	126.613	127.145
Mo 202.032	-0.4030u	0.0498u	0.9189
Na 330.237	1320.50	1342.19	1548.93
Ni 231.604	-1.4603u	-2.7012u	1.4299
Pb 220.353	9.0434	5.5971	2.3889
Sb 206.834	-2.0752u	1.8808	6.7220
Se 196.026	-5.0716u	1.8594	-6.3953u
Sn 189.925	-0.7092u	4.1727	0.8041
Sr 216.596	756.556	752.606	757.065
Ti 334.941	1.4379	1.0882	1.0054
Tl 190.794	-5.0920u	-8.2178u	-1.9918u
V 292.401	1.4662	1.7818	1.2935
Zn 206.200	3.6744	3.6152	4.0962

Label	Sol'n Conc.	Units	SD	%RSD	Int. (c/s)
Ag 328.068	0.6391	ppb	0.9525	149.0	-52.3273
Al 308.215	24.3860	ppb	3.3740	13.8	1146.02
As 188.980	-1.0616	ppb	1.7672	166.5	-5.2166
B 249.678	10.8609	ppb	0.6379	5.9	214.301
Ba 389.178	48.4627	ppb	2.8125	5.8	208.853
Be 313.042	0.0167	ppb	0.0027	16.0	-288.109
Ca 370.602	9696	ppb	9.036	0.1	7433
Cd 226.502	-0.3451	ppb	0.1766	51.2	29.5454
Co 228.615	-0.0155	ppb	0.7859	5067.9	1.9585
Cr 267.716	-0.2423	ppb	0.2465	101.7	3.9639
Cu 324.754	-1.9944	ppb	0.3597	18.0	293.681
Fe 271.441	13796.8	ppb	34.7975	0.3	10296.2
K 766.491	566.773	ppb	3.9425	0.7	11369.6
Mg 279.078	3246.63	ppb	10.7144	0.3	4566.75
Mn 257.610	126.812	ppb	0.2909	0.2	12803.4
Mo 202.032	0.1885	ppb	0.6718	356.3	8.3854
Na 330.237	1403.87	ppb	126.092	9.0	70.0852
Ni 231.604	-0.9106	ppb	2.1197	232.8	2.5046
Pb 220.353	5.6765	ppb	3.3280	58.6	18.0465
Sb 206.834	2.1758	ppb	4.4060	202.5	0.1448
Se 196.026	-3.2025	ppb	4.4334	138.4	4.0406
Sn 189.925	1.4225	ppb	2.4990	175.7	-9.2557
Sr 216.596	755.409	ppb	2.4405	0.3	3024.91
Ti 334.941	1.1772	ppb	0.2296	19.5	116.049
Tl 190.794	-5.1005	ppb	3.1130	61.0	-12.6214
V 292.401	1.5138	ppb	0.2476	16.4	0.0715
Zn 206.200	3.7953	ppb	0.2623	6.9	10.9329

E06062013.vvq. All Data Report 6/7/2013, 10:03:32 AM

640-43781-a-1-a (Samp) **6/6/2013, 6:03:50 PM** **Rack 2, Tube 31****Weight: 1****Volume: 1****Dilution: 1**

Label	Replicates Concentration		
Ag 328.068	48.6574	48.5654	48.8496
Al 308.215	2085.09	2092.97	2084.42
As 188.980	2054.60	2063.73	2075.44
B 249.678	999.101	1005.42	1009.37
Ba 389.178	2203.83	2211.60	2202.72
Be 313.042	46.8494	46.9737	46.8451
Ca 370.602	50211	50396	50095
Cd 226.502	48.5454	49.3872	48.8018
Co 228.615	492.478	493.746	493.237
Cr 267.716	197.404	197.810	198.120
Cu 324.754	239.152	242.456	235.696
Fe 271.441	64792.5	65028.4	64745.0
K 766.491	8318.10	8333.49	8263.04
Mg 279.078	19912.2	19960.5	20016.4
Mn 257.610	1080.79	1086.18	1080.78
Mo 202.032	520.095	524.717	524.950
Na 330.237	11164.7	11074.0	10590.4
Ni 231.604	477.363	474.929	470.527
Pb 220.353	512.418	525.316	513.995
Sb 206.834	474.045	478.635	474.642
Se 196.026	1944.84	1989.73	1953.73
Sn 189.925	989.992	994.208	1001.95
Sr 216.596	4017.76	4039.20	4015.93
Ti 334.941	969.749	972.843	969.982
Tl 190.794	2063.38	2054.57	2047.86
V 292.401	486.464	488.092	484.266
Zn 206.200	487.855	481.482	488.096

Label	Sol'n Conc.	Units	SD	%RSD	Int. (c/s)
Ag 328.068	48.6908	ppb	0.1450	0.3	1496.78
Al 308.215	2087.49	ppb	4.7565	0.2	6787.07
As 188.980	2064.59	ppb	10.4473	0.5	706.263
B 249.678	1004.63	ppb	5.1782	0.5	11674.0
Ba 389.178	2206.05	ppb	4.8404	0.2	11407.5
Be 313.042	46.8894	ppb	0.0730	0.2	59941.6
Ca 370.602	50234	ppb	151.8	0.3	38875
Cd 226.502	48.9114	ppb	0.4315	0.9	972.533
Co 228.615	493.154	ppb	0.6383	0.1	2815.19
Cr 267.716	197.778	ppb	0.3589	0.2	4093.77
Cu 324.754	239.101	ppb	3.3801	1.4	6995.05
Fe 271.441	64855.3	ppb	151.774	0.2	48387.3
K 766.491	8304.88	ppb	37.0434	0.4	161450
Mg 279.078	19963.0	ppb	52.1161	0.3	27856.2
Mn 257.610	1082.58	ppb	3.1129	0.3	109023
Mo 202.032	523.254	ppb	2.7382	0.5	1366.30
Na 330.237	10943.1	ppb	308.722	2.8	318.393
Ni 231.604	474.273	ppb	3.4651	0.7	648.241
Pb 220.353	517.243	ppb	7.0357	1.4	352.738
Sb 206.834	475.774	ppb	2.4957	0.5	261.226
Se 196.026	1962.77	ppb	23.7696	1.2	755.442
Sn 189.925	995.385	ppb	6.0670	0.6	362.483
Sr 216.596	4024.29	ppb	12.9413	0.3	16041.7
Ti 334.941	970.858	ppb	1.7229	0.2	89969.5
Tl 190.794	2055.27	ppb	7.7849	0.4	717.825
V 292.401	486.274	ppb	1.9202	0.4	4768.73
Zn 206.200	485.811	ppb	3.7513	0.8	448.901

E06062013.vvq. All Data Report 6/7/2013, 10:03:32 AM

640-43781-a-1-b ms (Samp) 6/6/2013, 6:08:25 PM Rack 2, Tube 32**Weight: 1****Volume: 1****Dilution: 1**

Label	Replicates Concentration		
Ag 328.068	62.0994	62.4121	61.8407
Al 308.215	5254.86	5258.41	5221.16
As 188.980	111.483	117.654	116.438
B 249.678	247.619	247.538	247.137
Ba 389.178	330.049	326.076	323.752
Be 313.042	48.2228	48.2377	47.8108
Ca 370.602	49943	49613	49067
Cd 226.502	49.3334	49.8579	49.7134
Co 228.615	51.0598	51.8927	50.6696
Cr 267.716	99.5840	99.6238	98.7847
Cu 324.754	95.0432	95.6409	94.4689
Fe 271.441	68692.4	68639.5	68098.9
K 766.491	8094.71	8130.47	8116.33
Mg 279.078	19868.2	19852.6	19709.3
Mn 257.610	1083.72	1081.23	1074.96
Mo 202.032	101.846	100.019	101.387
Na 330.237	10764.2	10483.7	10359.8
Ni 231.604	94.6940	96.5340	95.1377
Pb 220.353	58.7129	67.0979	67.9286
Sb 206.834	43.9886	43.8098	51.1266
Se 196.026	99.5068	99.0997	95.4166
Sn 189.925	191.476	183.463	189.400
Sr 216.596	3580.27	3574.89	3550.66
Ti 334.941	106.218	106.107	105.467
Tl 190.794	29.8530	30.6232	44.7015
V 292.401	99.9180	101.678	100.113
Zn 206.200	112.900	114.868	110.960

Label	Sol'n Conc.	Units	SD	%RSD	Int. (c/s)
Ag 328.068	62.1174	ppb	0.2861	0.5	1954.63
Al 308.215	5244.81	ppb	20.5549	0.4	15500.3
As 188.980	115.192	ppb	3.2691	2.8	34.5581
B 249.678	247.431	ppb	0.2582	0.1	2873.03
Ba 389.178	326.626	ppb	3.1843	1.0	1672.36
Be 313.042	48.0905	ppb	0.2423	0.5	61541.5
Ca 370.602	49541	ppb	442.7	0.9	38133
Cd 226.502	49.6349	ppb	0.2709	0.5	989.971
Co 228.615	51.2074	ppb	0.6247	1.2	294.509
Cr 267.716	99.3308	ppb	0.4734	0.5	2064.57
Cu 324.754	95.0510	ppb	0.5860	0.6	2995.62
Fe 271.441	68476.9	ppb	328.459	0.5	51060.6
K 766.491	8113.84	ppb	18.0074	0.2	157745
Mg 279.078	19810.0	ppb	87.5867	0.4	27642.8
Mn 257.610	1079.97	ppb	4.5137	0.4	108764
Mo 202.032	101.084	ppb	0.9508	0.9	269.501
Na 330.237	10535.9	ppb	207.193	2.0	311.242
Ni 231.604	95.4552	ppb	0.9602	1.0	133.992
Pb 220.353	64.5798	ppb	5.0978	7.9	57.9636
Sb 206.834	46.3083	ppb	4.1737	9.0	25.3431
Se 196.026	98.0077	ppb	2.2531	2.3	42.5596
Sn 189.925	188.113	ppb	4.1588	2.2	60.5729
Sr 216.596	3568.61	ppb	15.7711	0.4	14234.5
Ti 334.941	105.931	ppb	0.4055	0.4	9846.22
Tl 190.794	35.0592	ppb	8.3593	23.8	0.2742
V 292.401	100.569	ppb	0.9646	1.0	973.220
Zn 206.200	112.909	ppb	1.9538	1.7	3141.226

E06062013.vvq. All Data Report 6/7/2013, 10:03:32 AM

640-43781-a-1-c msd (Samp) 6/6/2013, 6:13:01 PM Rack 2, Tube 33**Weight: 1****Volume: 1****Dilution: 1**

Label	Replicates Concentration		
Ag 328.068	50.4821	50.2433	49.8423
Al 308.215	5159.46	5139.71	5133.00
As 188.980	105.028	105.481	127.500
B 249.678	239.847	242.611	240.085
Ba 389.178	325.753	328.231	324.300
Be 313.042	47.8602	47.9280	47.7588
Ca 370.602	49662	49718	49369
Cd 226.502	49.5369	49.6565	49.6267
Co 228.615	51.3404	50.5117	51.0355
Cr 267.716	99.6760	99.6223	98.8303
Cu 324.754	94.2581	95.3061	96.8541
Fe 271.441	68292.1	68326.4	68012.8
K 766.491	8099.32	8035.57	8051.80
Mg 279.078	19731.2	19800.2	19728.5
Mn 257.610	1077.85	1079.17	1073.52
Mo 202.032	100.629	101.595	100.929
Na 330.237	10619.5	10494.1	10980.6
Ni 231.604	93.3882	93.4052	93.6277
Pb 220.353	61.8277	63.6616	66.4384
Sb 206.834	43.3968	57.7567	49.9323
Se 196.026	96.0443	89.4472	87.4861
Sn 189.925	189.997	192.256	194.221
Sr 216.596	3571.81	3575.64	3551.37
Ti 334.941	104.677	104.112	103.800
Tl 190.794	36.8237	25.0909	30.3771
V 292.401	99.0515	98.8279	99.8755
Zn 206.200	111.561	113.882	113.851

Label	Sol'n Conc.	Units	SD	%RSD	Int. (c/s)
Ag 328.068	50.1892	ppb	0.3233	0.6	1554.94
Al 308.215	5144.06	ppb	13.7590	0.3	15223.2
As 188.980	112.670	ppb	12.8457	11.4	33.6897
B 249.678	240.848	ppb	1.5315	0.6	2796.92
Ba 389.178	326.095	ppb	1.9879	0.6	1669.53
Be 313.042	47.8490	ppb	0.0852	0.2	61230.9
Ca 370.602	49583	ppb	187.2	0.4	38170
Cd 226.502	49.6067	ppb	0.0623	0.1	989.188
Co 228.615	50.9625	ppb	0.4191	0.8	293.089
Cr 267.716	99.3762	ppb	0.4735	0.5	2065.48
Cu 324.754	95.4727	ppb	1.3060	1.4	3007.29
Fe 271.441	68210.5	ppb	172.004	0.3	50862.0
K 766.491	8062.23	ppb	33.1290	0.4	156744
Mg 279.078	19753.3	ppb	40.6541	0.2	27563.8
Mn 257.610	1076.85	ppb	2.9546	0.3	108450
Mo 202.032	101.051	ppb	0.4946	0.5	269.421
Na 330.237	10698.1	ppb	252.598	2.4	315.737
Ni 231.604	93.4737	ppb	0.1336	0.1	131.297
Pb 220.353	63.9759	ppb	2.3213	3.6	57.5641
Sb 206.834	50.3620	ppb	7.1896	14.3	27.5884
Se 196.026	90.9925	ppb	4.4835	4.9	39.8786
Sn 189.925	192.158	ppb	2.1137	1.1	62.0855
Sr 216.596	3566.27	ppb	13.0463	0.4	14225.1
Ti 334.941	104.196	ppb	0.4444	0.4	9685.49
Tl 190.794	30.7639	ppb	5.8760	19.1	-1.2451
V 292.401	99.2516	ppb	0.5517	0.6	960.161
Zn 206.200	113.098	ppb	1.3313	1.2	3149.395

E06062013.vvq. All Data Report 6/7/2013, 10:03:32 AM

640-43781-a-2-a (Samp) 6/6/2013, 6:17:37 PM Rack 2, Tube 34

Weight: 1

Volume: 1

Dilution: 1

Label	Replicates Concentration		
Ag 328.068	0.2985	0.9093	0.4675
Al 308.215	82.4371	86.8082	85.0313
As 188.980	6.6260	0.2251u	-1.7633u
B 249.678	140.626	141.964	141.394
Ba 389.178	109.143	108.615	107.257
Be 313.042	0.1782	0.1684	0.1727
Ca 370.602	5895	5866	5865
Cd 226.502	0.2676	-0.1184	-0.1626
Co 228.615	2.3093	1.6714	1.2180
Cr 267.716	-0.0706	0.1431	0.0109
Cu 324.754	3.6600	3.3554	4.4913
Fe 271.441	21226.1	21258.3	21201.8
K 766.491	2909.62	2930.03	2904.90
Mg 279.078	1948.97	1953.72	1951.83
Mn 257.610	415.232	414.338	413.612
Mo 202.032	-0.0002u	0.0887u	2.0333
Na 330.237	66665.4	67004.7	66825.9
Ni 231.604	1.5242	4.8037	4.3537
Pb 220.353	7.4453	7.9907	2.9490
Sb 206.834	-3.0562u	6.9073	5.7622
Se 196.026	-2.2463u	5.1495	0.6868
Sn 189.925	6.2251	3.2900	5.1310
Sr 216.596	430.617	430.416	427.456
Ti 334.941	0.6630	0.8701	0.6261
Tl 190.794	-4.7605u	0.5068u	-2.7639u
V 292.401	2.0897	0.8802	0.3868
Zn 206.200	94.0838	93.8315	90.3483

Label	Sol'n Conc.	Units	SD	%RSD	Int. (c/s)
Ag 328.068	0.5584	ppb	0.3154	56.5	-47.9993
Al 308.215	84.7589	ppb	2.1982	2.6	1312.11
As 188.980	1.6959	ppb	4.3838	258.5	-4.3069
B 249.678	141.328	ppb	0.6716	0.5	1717.61
Ba 389.178	108.338	ppb	0.9729	0.9	520.020
Be 313.042	0.1731	ppb	0.0049	2.8	-93.1765
Ca 370.602	5876	ppb	17.17	0.3	4238
Cd 226.502	-0.0045	ppb	0.2367	5311.6	44.8161
Co 228.615	1.7329	ppb	0.5482	31.6	12.0291
Cr 267.716	0.0278	ppb	0.1079	387.8	11.3111
Cu 324.754	3.8356	ppb	0.5879	15.3	456.638
Fe 271.441	21228.7	ppb	28.3307	0.1	15836.4
K 766.491	2914.85	ppb	13.3573	0.5	56910.6
Mg 279.078	1951.51	ppb	2.3952	0.1	2759.89
Mn 257.610	414.394	ppb	0.8116	0.2	41723.2
Mo 202.032	0.7072	ppb	1.1492	162.5	9.5989
Na 330.237	66832.0	ppb	169.715	0.3	1866.91
Ni 231.604	3.5605	ppb	1.7778	49.9	8.6589
Pb 220.353	6.1283	ppb	2.7668	45.1	18.5724
Sb 206.834	3.2045	ppb	5.4520	170.1	0.8087
Se 196.026	1.1967	ppb	3.7242	311.2	5.7291
Sn 189.925	4.8820	ppb	1.4833	30.4	-7.9526
Sr 216.596	429.496	ppb	1.7702	0.4	1730.69
Ti 334.941	0.7197	ppb	0.1315	18.3	70.4194
Tl 190.794	-2.3392	ppb	2.6592	113.7	-11.8579
V 292.401	1.1189	ppb	0.8762	78.3	-4.0711
Zn 206.200	92.7545	ppb	2.0876	2.3	91.8313

E06062013.vvq. All Data Report 6/7/2013, 10:03:32 AM

640-43781-a-3-a (Samp) 6/6/2013, 6:22:12 PM Rack 2, Tube 35

Weight: 1

Volume: 1

Dilution: 1

Label	Replicates Concentration		
Ag 328.068	0.5710	0.7279	0.9805
Al 308.215	62.0646	56.6756	59.2313
As 188.980	5.9655	-5.0818u	-4.4066u
B 249.678	29.3749	28.4503	27.9224
Ba 389.178	53.4459	51.1377	50.9376
Be 313.042	0.1027	0.1025	0.1030
Ca 370.602	2090	2081	2075
Cd 226.502	-0.1509	-0.1419	0.2405
Co 228.615	3.2214	3.7742	2.5566
Cr 267.716	-0.0964u	-0.2896u	-0.1777u
Cu 324.754	-1.1056u	-0.0982u	-1.1038u
Fe 271.441	4283.95	4218.18	4260.29
K 766.491	875.050	869.585	878.467
Mg 279.078	885.994	883.259	887.081
Mn 257.610	209.977	208.063	208.814
Mo 202.032	0.1617	1.4348	0.7296
Na 330.237	5395.32	5101.43	5408.91
Ni 231.604	0.8850	-0.7610u	4.5787
Pb 220.353	4.2676	1.7881	6.2289
Sb 206.834	5.1278	4.4562	-3.6361u
Se 196.026	-0.8379u	-0.8121u	-5.9357u
Sn 189.925	8.3228	-2.3772u	6.1915
Sr 216.596	157.638	157.691	157.811
Ti 334.941	1.6263	1.4968	1.6265
Tl 190.794	-5.9008u	-11.4961u	5.0281
V 292.401	1.7221	0.7698	1.3630
Zn 206.200	3.5135	2.4121	3.6544

Label	Sol'n Conc.	Units	SD	%RSD	Int. (c/s)
Ag 328.068	0.7598	ppb	0.2066	27.2	-36.2188
Al 308.215	59.3238	ppb	2.6957	4.5	1242.11
As 188.980	-1.1743	ppb	6.1925	527.3	-5.2030
B 249.678	28.5825	ppb	0.7352	2.6	435.701
Ba 389.178	51.8404	ppb	1.3940	2.7	222.729
Be 313.042	0.1027	ppb	0.0003	0.3	-179.514
Ca 370.602	2082	ppb	7.342	0.4	1553
Cd 226.502	-0.0174	ppb	0.2234	1283.4	23.3381
Co 228.615	3.1841	ppb	0.6097	19.1	20.0133
Cr 267.716	-0.1879	ppb	0.0970	51.6	4.2903
Cu 324.754	-0.7692	ppb	0.5811	75.5	326.097
Fe 271.441	4254.14	ppb	33.3146	0.8	3182.88
K 766.491	874.367	ppb	4.4802	0.5	17335.4
Mg 279.078	885.444	ppb	1.9691	0.2	1274.49
Mn 257.610	208.952	ppb	0.9646	0.5	21042.6
Mo 202.032	0.7754	ppb	0.6378	82.3	10.0832
Na 330.237	5301.89	ppb	173.736	3.3	178.795
Ni 231.604	1.5676	ppb	2.7345	174.4	5.7654
Pb 220.353	4.0949	ppb	2.2254	54.3	16.7541
Sb 206.834	1.9827	ppb	4.8775	246.0	-0.0876
Se 196.026	-2.5285	ppb	2.9507	116.7	4.3756
Sn 189.925	4.0457	ppb	5.6635	140.0	-8.2754
Sr 216.596	157.713	ppb	0.0888	0.1	643.783
Ti 334.941	1.5832	ppb	0.0749	4.7	149.738
Tl 190.794	-4.1229	ppb	8.4043	203.8	-12.0657
V 292.401	1.2850	ppb	0.4809	37.4	-2.2543
Zn 206.200	3.1933	ppb	0.6893	21.3	10.3254

E06062013.vvq. All Data Report 6/7/2013, 10:03:32 AM

640-43781-a-4-a (Samp) 6/6/2013, 6:26:49 PM Rack 2, Tube 36

Weight: 1

Volume: 1

Dilution: 1

Label	Replicates Concentration		
Ag 328.068	0.1971	1.2992	0.6041
Al 308.215	178.880	168.471	175.806
As 188.980	9.6817	4.8814	11.8644
B 249.678	21.9004	21.2357	20.9973
Ba 389.178	69.6689	68.5442	68.9793
Be 313.042	0.2540	0.2418	0.2557
Ca 370.602	2424	2404	2437
Cd 226.502	-0.3018	-0.0934	-0.3122
Co 228.615	6.9386	5.7235	6.6905
Cr 267.716	0.5695	0.3051	0.8709
Cu 324.754	2.3942	1.1034	2.2983
Fe 271.441	15712.2	15515.7	15760.3
K 766.491	2780.70	2725.03	2755.36
Mg 279.078	2213.84	2183.11	2214.48
Mn 257.610	74.4823	73.2437	74.4273
Mo 202.032	-0.0137u	0.8235	-0.7547u
Na 330.237	8598.16	8477.71	8677.16
Ni 231.604	-5.2431u	-1.5306u	-2.6459u
Pb 220.353	6.8712	11.4925	4.7728
Sb 206.834	13.5010	3.2259	0.3353
Se 196.026	-5.5482u	-2.5667u	-1.7536u
Sn 189.925	-2.3082u	7.5517	3.1491
Sr 216.596	153.978	150.422	152.714
Ti 334.941	2.7797	2.5405	2.5901
Tl 190.794	-4.7276u	-0.2579u	7.6981
V 292.401	4.9398	4.8033	3.5659
Zn 206.200	6.6629	4.9057	6.2819

Label	Sol'n Conc.	Units	SD	%RSD	Int. (c/s)
Ag 328.068	0.7001	ppb	0.5573	79.6	-38.3833
Al 308.215	174.386	ppb	5.3478	3.1	1558.30
As 188.980	8.8091	ppb	3.5723	40.6	-1.8244
B 249.678	21.3778	ppb	0.4681	2.2	333.445
Ba 389.178	69.0641	ppb	0.5671	0.8	315.414
Be 313.042	0.2505	ppb	0.0076	3.0	10.1212
Ca 370.602	2422	ppb	16.95	0.7	1594
Cd 226.502	-0.2358	ppb	0.1234	52.3	33.8045
Co 228.615	6.4509	ppb	0.6420	10.0	38.8369
Cr 267.716	0.5818	ppb	0.2831	48.7	21.0939
Cu 324.754	1.9320	ppb	0.7192	37.2	402.882
Fe 271.441	15662.7	ppb	129.614	0.8	11687.6
K 766.491	2753.70	ppb	27.8745	1.0	53785.0
Mg 279.078	2203.81	ppb	17.9298	0.8	3114.37
Mn 257.610	74.0511	ppb	0.6998	0.9	7497.10
Mo 202.032	0.0184	ppb	0.7896	4299.1	7.9077
Na 330.237	8584.34	ppb	100.440	1.2	267.171
Ni 231.604	-3.1399	ppb	1.9049	60.7	-0.5118
Pb 220.353	7.7122	ppb	3.4379	44.6	19.4196
Sb 206.834	5.6874	ppb	6.9194	121.7	2.1218
Se 196.026	-3.2895	ppb	1.9979	60.7	3.9853
Sn 189.925	2.7975	ppb	4.9393	176.6	-8.7418
Sr 216.596	152.371	ppb	1.8023	1.2	626.335
Ti 334.941	2.6368	ppb	0.1262	4.8	249.643
Tl 190.794	0.9042	ppb	6.2939	696.1	-10.5168
V 292.401	4.4363	ppb	0.7569	17.1	28.9700
Zn 206.200	5.9502	ppb	0.9244	15.5	12.9013

E06062013.wvq. All Data Report 6/7/2013, 10:03:32 AM

640-43781-a-5-a (Samp)

6/6/2013, 6:40:36 PM

Rack 2, Tube 39

Weight: 1

Volume: 1

Dilution: 1

Label	Replicates Concentration		
Ag 328.068	0.6447u	0.6849u	0.5045u
Al 308.215	181.591	191.369	177.878
As 188.980	25.4929	17.3960	9.8517
B 249.678	48.6381	48.0965	48.0833
Ba 389.178	233.432	236.036	235.744
Be 313.042	0.0735	0.0671	0.0703
Ca 370.602	48231	48708	48161
Cd 226.502	-0.7747	-0.8630	-0.7952
Co 228.615	3.1752	2.4060	1.9525
Cr 267.716	0.3509	0.4310	0.8023
Cu 324.754	0.3228	-0.6612u	0.1981
Fe 271.441	64099.1	64605.2	64177.9
K 766.491	3128.62	3147.41	3116.55
Mg 279.078	15302.9	15447.8	15288.9
Mn 257.610	605.074	609.447	604.587
Mo 202.032	1.0886	0.6113	0.2682u
Na 330.237	5906.74	6392.47	5892.85
Ni 231.604	-2.0844u	-3.0514u	2.0115
Pb 220.353	31.7618	36.3225	27.8101
Sb 206.834	11.0848	-6.9023u	6.8654
Se 196.026	-5.5319u	10.6885	-5.3216u
Sn 189.925	4.5258	2.5459	-1.5913u
Sr 216.596	3545.83	3585.79	3540.58
Ti 334.941	3.5625	3.2386	3.2133
Tl 190.794	-5.0487u	-1.0308u	-1.9411u
V 292.401	2.8136	1.5963	3.1020
Zn 206.200	36.0556	33.3923	35.1060

Label	Sol'n Conc.	Units	SD	%RSD	Int. (c/s)
Ag 328.068	0.6113	ppb	0.0947	15.5	-106.713
Al 308.215	183.613	ppb	6.9693	3.8	1583.90
As 188.980	17.5802	ppb	7.8222	44.5	0.9313
B 249.678	48.2727	ppb	0.3166	0.7	566.596
Ba 389.178	235.070	ppb	1.4262	0.6	1194.51
Be 313.042	0.0703	ppb	0.0032	4.6	-212.000
Ca 370.602	48367	ppb	298.1	0.6	37264
Cd 226.502	-0.8110	ppb	0.0462	5.7	84.9038
Co 228.615	2.5112	ppb	0.6181	24.6	17.2322
Cr 267.716	0.5281	ppb	0.2408	45.6	25.9336
Cu 324.754	-0.0468	ppb	0.5358	1145.5	356.063
Fe 271.441	64294.1	ppb	272.325	0.4	47939.3
K 766.491	3130.86	ppb	15.5508	0.5	61100.2
Mg 279.078	15346.5	ppb	88.0060	0.6	21428.5
Mn 257.610	606.369	ppb	2.6762	0.4	61125.3
Mo 202.032	0.6561	ppb	0.4120	62.8	8.6859
Na 330.237	6064.02	ppb	284.532	4.7	189.803
Ni 231.604	-1.0414	ppb	2.6878	258.1	2.8699
Pb 220.353	31.9648	ppb	4.2599	13.3	36.6442
Sb 206.834	3.6826	ppb	9.4065	255.4	1.6242
Se 196.026	-0.0550	ppb	9.3048	16925.4	5.0090
Sn 189.925	1.8268	ppb	3.1213	170.9	-9.0973
Sr 216.596	3557.40	ppb	24.7242	0.7	14189.5
Ti 334.941	3.3381	ppb	0.1947	5.8	336.129
Tl 190.794	-2.6735	ppb	2.1067	78.8	-12.9951
V 292.401	2.5040	ppb	0.7992	31.9	9.8873
Zn 206.200	34.8513	ppb	1.3498	3.9	394759

E06062013.vvq. All Data Report 6/7/2013, 10:03:32 AM

640-43781-a-6-a (Samp) 6/6/2013, 6:45:11 PM Rack 2, Tube 40

Weight: 1

Volume: 1

Dilution: 1

Label	Replicates Concentration		
Ag 328.068	0.3759	1.4442	-0.0331u
Al 308.215	98.1678	101.666	87.6978
As 188.980	1.3734	1.5460	-2.1593u
B 249.678	10.4218	9.7051	9.9330
Ba 389.178	42.9875	41.5996	40.2265
Be 313.042	0.0762	0.0802	0.0847
Ca 370.602	2766	2743	2692
Cd 226.502	-0.2890u	-0.6446u	-0.2429u
Co 228.615	2.0440	1.5653	1.9709
Cr 267.716	0.4121	0.8523	0.7304
Cu 324.754	-1.6749u	-1.0197u	-1.5783u
Fe 271.441	2682.04	2630.37	2565.10
K 766.491	1056.63	1046.25	1023.57
Mg 279.078	1685.60	1675.64	1634.10
Mn 257.610	181.987	180.039	175.985
Mo 202.032	0.9685	1.0021	0.2500
Na 330.237	4756.29	4897.59	4582.15
Ni 231.604	-2.7243u	0.6932	-2.7254u
Pb 220.353	3.7810	0.1517	1.1433
Sb 206.834	0.6060	7.5633	1.4814
Se 196.026	3.9452	3.3413	3.2526
Sn 189.925	4.9175	1.8659	-2.2396u
Sr 216.596	82.7188	80.1086	81.1152
Ti 334.941	1.7480	1.6856	1.6553
Tl 190.794	4.9405	-1.6899u	-4.1051u
V 292.401	1.3762	1.5096	0.7646
Zn 206.200	0.8963	-0.6490u	1.9436

Label	Sol'n Conc.	Units	SD	%RSD	Int. (c/s)
Ag 328.068	0.5956	ppb	0.7628	128.1	-40.2357
Al 308.215	95.8440	ppb	7.2684	7.6	1342.60
As 188.980	0.2534	ppb	2.0912	825.4	-4.7019
B 249.678	10.0200	ppb	0.3662	3.7	222.748
Ba 389.178	41.6045	ppb	1.3805	3.3	169.785
Be 313.042	0.0804	ppb	0.0043	5.3	-208.084
Ca 370.602	2734	ppb	37.98	1.4	2106
Cd 226.502	-0.3922	ppb	0.2198	56.1	14.6050
Co 228.615	1.8601	ppb	0.2579	13.9	12.4469
Cr 267.716	0.6649	ppb	0.2273	34.2	21.6575
Cu 324.754	-1.4243	ppb	0.3537	24.8	307.656
Fe 271.441	2625.84	ppb	58.6018	2.2	1969.00
K 766.491	1042.15	ppb	16.9065	1.6	20589.5
Mg 279.078	1665.11	ppb	27.3181	1.6	2361.05
Mn 257.610	179.337	ppb	3.0619	1.7	18065.9
Mo 202.032	0.7402	ppb	0.4249	57.4	10.0214
Na 330.237	4745.34	ppb	158.007	3.3	163.781
Ni 231.604	-1.5855	ppb	1.9734	124.5	1.4645
Pb 220.353	1.6920	ppb	1.8759	110.9	15.1383
Sb 206.834	3.2169	ppb	3.7895	117.8	0.5782
Se 196.026	3.5130	ppb	0.3769	10.7	6.6901
Sn 189.925	1.5146	ppb	3.5915	237.1	-9.2220
Sr 216.596	81.3142	ppb	1.3165	1.6	339.361
Ti 334.941	1.6963	ppb	0.0472	2.8	161.348
Tl 190.794	-0.2848	ppb	4.6836	1644.4	-10.6625
V 292.401	1.2168	ppb	0.3972	32.6	-2.9469
Zn 206.200	0.7303	ppb	1.3043	178.6	8.0746

E06062013.wvq. All Data Report 6/7/2013, 10:03:32 AM

640-43781-a-7-a (Samp) 6/6/2013, 6:49:47 PM Rack 2, Tube 41

Weight: 1 Volume: 1 Dilution: 1

Label	Replicates Concentration		
Ag 328.068	0.0107u	-0.4964u	0.7319
Al 308.215	143.445	157.445	148.970
As 188.980	4.2525	9.4822	3.5866
B 249.678	10.3924	10.3147	10.8467
Ba 389.178	50.4641	52.7520	52.1984
Be 313.042	0.1371	0.1418	0.1424
Ca 370.602	2883	2895	2877
Cd 226.502	-0.3674	-0.2726	-0.3591
Co 228.615	2.7271	2.0126	2.5938
Cr 267.716	0.3699	0.3880	0.9415
Cu 324.754	-2.8879u	-1.9733u	-1.8891u
Fe 271.441	5344.29	5367.27	5378.95
K 766.491	723.653	728.595	732.701
Mg 279.078	1070.27	1082.12	1077.00
Mn 257.610	243.577	245.478	244.316
Mo 202.032	0.1447	0.2376	0.9766
Na 330.237	4402.02	4753.31	4295.74
Ni 231.604	-2.8187u	1.3980	-2.0181u
Pb 220.353	4.1719	6.3487	-6.7228u
Sb 206.834	-2.0338u	-0.9169u	-3.3052u
Se 196.026	-9.4965u	-0.8863u	-9.7148u
Sn 189.925	2.4434	-11.7941u	2.6486
Sr 216.596	67.9370	70.0651	71.3979
Ti 334.941	1.8044	1.9023	2.0647
Tl 190.794	-2.5633u	-7.5880u	0.3783u
V 292.401	2.3858	2.1516	1.7151
Zn 206.200	2.6102	2.4550	3.1041

Label	Sol'n Conc.	Units	SD	%RSD	Int. (c/s)
Ag 328.068	0.0821	ppb	0.6172	752.2	-57.1184
Al 308.215	149.953	ppb	7.0518	4.7	1491.36
As 188.980	5.7737	ppb	3.2289	55.9	-2.8142
B 249.678	10.5179	ppb	0.2873	2.7	224.074
Ba 389.178	51.8048	ppb	1.1937	2.3	222.923
Be 313.042	0.1404	ppb	0.0029	2.0	-130.830
Ca 370.602	2885	ppb	9.607	0.3	2172
Cd 226.502	-0.3330	ppb	0.0525	15.8	19.1029
Co 228.615	2.4445	ppb	0.3799	15.5	15.8292
Cr 267.716	0.5665	ppb	0.3249	57.4	20.0209
Cu 324.754	-2.2501	ppb	0.5540	24.6	285.193
Fe 271.441	5363.50	ppb	17.6333	0.3	4009.81
K 766.491	728.316	ppb	4.5303	0.6	14502.7
Mg 279.078	1076.46	ppb	5.9469	0.6	1540.41
Mn 257.610	244.457	ppb	0.9584	0.4	24614.6
Mo 202.032	0.4530	ppb	0.4559	100.6	9.2249
Na 330.237	4483.69	ppb	239.466	5.3	156.130
Ni 231.604	-1.1463	ppb	2.2395	195.4	2.0903
Pb 220.353	1.2659	ppb	7.0035	553.2	14.9419
Sb 206.834	-2.0853	ppb	1.1950	57.3	-2.3271
Se 196.026	-6.6992	ppb	5.0353	75.2	2.7809
Sn 189.925	-2.2341	ppb	8.2799	370.6	-10.6240
Sr 216.596	69.8000	ppb	1.7456	2.5	294.465
Ti 334.941	1.9238	ppb	0.1315	6.8	181.647
Tl 190.794	-3.2577	ppb	4.0283	123.7	-11.7904
V 292.401	2.0842	ppb	0.3404	16.3	5.6586
Zn 206.200	2.7231	ppb	0.3390	12.4	9.9033

E06062013.vvq. All Data Report 6/7/2013, 10:03:32 AM

640-43781-a-8-a (Samp) 6/6/2013, 6:54:22 PM Rack 2, Tube 42

Weight: 1

Volume: 1

Dilution: 1

Label	Replicates Concentration		
Ag 328.068	0.5472	0.4536	1.1631
Al 308.215	60.2000	60.5977	63.9831
As 188.980	0.1479	8.3423	-1.9670u
B 249.678	7.0208	7.6149	7.1522
Ba 389.178	43.3932	46.5718	48.6516
Be 313.042	0.0849	0.0740	0.0881
Ca 370.602	2627	2608	2630
Cd 226.502	-0.2295u	-0.0905	-0.1765
Co 228.615	2.1297	1.9690	1.9986
Cr 267.716	0.4649	0.1905	0.7042
Cu 324.754	-0.9628u	-0.7992u	-2.2948u
Fe 271.441	3078.70	3063.64	3054.83
K 766.491	1063.90	1063.97	1061.50
Mg 279.078	1594.73	1598.31	1594.45
Mn 257.610	230.989	230.573	230.790
Mo 202.032	1.3569	0.7869	1.1051
Na 330.237	4095.99	4098.90	4258.30
Ni 231.604	-3.2642u	-2.0545u	0.1077
Pb 220.353	-8.4738u	-8.0412u	5.9885
Sb 206.834	5.8050	11.6359	2.5936
Se 196.026	-5.1488u	-6.2821u	3.9333
Sn 189.925	7.4077	-0.6734u	4.6619
Sr 216.596	67.2428	67.8220	67.9223
Ti 334.941	1.2312	1.3716	1.3939
Tl 190.794	-7.3975u	-3.7469u	-10.8505u
V 292.401	1.6092	1.0847	0.6467
Zn 206.200	0.8600	3.7617	0.1472

Label	Sol'n Conc.	Units	SD	%RSD	Int. (c/s)
Ag 328.068	0.7213	ppb	0.3855	53.4	-35.6618
Al 308.215	61.5936	ppb	2.0789	3.4	1248.38
As 188.980	2.1744	ppb	5.4452	250.4	-4.0425
B 249.678	7.2626	ppb	0.3121	4.3	190.013
Ba 389.178	46.2056	ppb	2.6483	5.7	193.678
Be 313.042	0.0824	ppb	0.0074	9.0	-205.575
Ca 370.602	2622	ppb	12.20	0.5	2008
Cd 226.502	-0.1655	ppb	0.0701	42.4	19.1955
Co 228.615	2.0324	ppb	0.0855	4.2	13.4291
Cr 267.716	0.4532	ppb	0.2570	56.7	17.4247
Cu 324.754	-1.3523	ppb	0.8204	60.7	309.729
Fe 271.441	3065.72	ppb	12.0697	0.4	2296.92
K 766.491	1063.12	ppb	1.4102	0.1	20996.3
Mg 279.078	1595.83	ppb	2.1514	0.1	2264.02
Mn 257.610	230.784	ppb	0.2080	0.1	23238.9
Mo 202.032	1.0830	ppb	0.2856	26.4	10.9043
Na 330.237	4151.06	ppb	92.8787	2.2	147.366
Ni 231.604	-1.7370	ppb	1.7082	98.3	1.2631
Pb 220.353	-3.5088	ppb	8.2278	234.5	11.7621
Sb 206.834	6.6782	ppb	4.5839	68.6	2.5027
Se 196.026	-2.4992	ppb	5.5995	224.0	4.3987
Sn 189.925	3.7987	ppb	4.1091	108.2	-8.3678
Sr 216.596	67.6624	ppb	0.3668	0.5	285.198
Ti 334.941	1.3322	ppb	0.0882	6.6	127.543
Tl 190.794	-7.3316	ppb	3.5522	48.5	-13.1819
V 292.401	1.1135	ppb	0.4819	43.3	-3.9728
Zn 206.200	1.5896	ppb	1.9145	120.4	8.8588

E06062013.vvq. All Data Report 6/7/2013, 10:03:32 AM

640-43781-a-9-a (Samp) 6/6/2013, 6:58:57 PM Rack 2, Tube 43

Weight: 1

Volume: 1

Dilution: 1

Label	Replicates Concentration		
Ag 328.068	0.4557	1.1515	0.5934
Al 308.215	67.6621	77.2286	77.2614
As 188.980	7.5455	-6.6751u	0.8547
B 249.678	6.3752	6.5291	6.1784
Ba 389.178	28.9592	28.3929	30.9799
Be 313.042	0.0725	0.0700	0.0626
Ca 370.602	2097	2130	2081
Cd 226.502	-0.3935u	-0.5445u	-0.2471u
Co 228.615	1.1024	0.5039	0.2845
Cr 267.716	0.7949	0.3428	0.3385
Cu 324.754	-1.3968u	-1.7850u	-0.7947u
Fe 271.441	1793.37	1836.51	1802.79
K 766.491	823.300	827.991	832.751
Mg 279.078	1276.77	1290.12	1284.56
Mn 257.610	87.8525	88.9129	88.1913
Mo 202.032	0.6958	0.2689	0.9729
Na 330.237	4534.11	4495.36	4514.70
Ni 231.604	0.3757	-0.3670u	-0.7862u
Pb 220.353	1.1352	0.0697	3.9838
Sb 206.834	8.9678	-1.8427u	2.2788
Se 196.026	-2.5148u	-8.5571u	4.0371
Sn 189.925	-1.1984u	3.2476	-1.8031u
Sr 216.596	65.4790	65.1914	65.0771
Ti 334.941	1.7863	1.9132	1.8254
Tl 190.794	-8.8050u	7.4391	8.5276
V 292.401	0.5258	1.4829	1.5129
Zn 206.200	1.5821	1.5974	1.6757

Label	Sol'n Conc.	Units	SD	%RSD	Int. (c/s)
Ag 328.068	0.7335	ppb	0.3685	50.2	-35.4959
Al 308.215	74.0507	ppb	5.5327	7.5	1282.67
As 188.980	0.5750	ppb	7.1144	1237.2	-4.5867
B 249.678	6.3609	ppb	0.1758	2.8	181.569
Ba 389.178	29.4440	ppb	1.3599	4.6	106.376
Be 313.042	0.0684	ppb	0.0052	7.5	-223.621
Ca 370.602	2103	ppb	25.04	1.2	1618
Cd 226.502	-0.3950	ppb	0.1487	37.6	13.5292
Co 228.615	0.6303	ppb	0.4233	67.2	5.4319
Cr 267.716	0.4921	ppb	0.2623	53.3	17.8397
Cu 324.754	-1.3255	ppb	0.4990	37.6	310.261
Fe 271.441	1810.89	ppb	22.6851	1.3	1361.43
K 766.491	828.014	ppb	4.7254	0.6	16436.4
Mg 279.078	1283.82	ppb	6.7044	0.5	1830.59
Mn 257.610	88.3189	ppb	0.5416	0.6	8911.89
Mo 202.032	0.6459	ppb	0.3547	54.9	9.7910
Na 330.237	4514.72	ppb	19.3789	0.4	157.562
Ni 231.604	-0.2592	ppb	0.5884	227.0	3.2593
Pb 220.353	1.7296	ppb	2.0236	117.0	15.1328
Sb 206.834	3.1346	ppb	5.4558	174.1	0.5219
Se 196.026	-2.3449	ppb	6.2989	268.6	4.4386
Sn 189.925	0.0820	ppb	2.7581	3362.9	-9.7578
Sr 216.596	65.2492	ppb	0.2071	0.3	275.162
Ti 334.941	1.8416	ppb	0.0649	3.5	174.205
Tl 190.794	2.3872	ppb	9.7080	406.7	-9.6818
V 292.401	1.1739	ppb	0.5615	47.8	-3.3625
Zn 206.200	1.6184	ppb	0.0592	3.1	8.8770

E06062013.wvq. All Data Report 6/7/2013, 10:03:32 AM

640-43781-a-10-a (Samp) 6/6/2013, 7:03:33 PM Rack 2, Tube 44

Weight: 1

Volume: 1

Dilution: 1

Label	Replicates Concentration		
Ag 328.068	0.5101u	0.5006u	0.6443u
Al 308.215	2517.25	2547.12	2527.32
As 188.980	6.9212	6.0126	5.0326
B 249.678	47.2591	47.3760	48.6428
Ba 389.178	661.889	666.116	659.393
Be 313.042	1.4077	1.3968	1.3970
Ca 370.602	29387	29558	29348
Cd 226.502	-0.4379	-0.0867	-0.3864
Co 228.615	44.4263	44.4735	44.2954
Cr 267.716	101.018	101.377	100.668
Cu 324.754	18.3160	18.4483	18.0279
Fe 271.441	98123.6	99454.7	98718.5
K 766.491	2663.16	2675.26	2657.22
Mg 279.078	9824.21	9902.74	9835.09
Mn 257.610	4554.08	4584.43	4547.35
Mo 202.032	1.8750	0.6648u	-0.2069u
Na 330.237	83450.0	83982.9	83669.1
Ni 231.604	6.7586	5.1304	5.3291
Pb 220.353	21.8027	19.4074	28.3039
Sb 206.834	-2.1646	5.7077	6.6974
Se 196.026	-6.4454u	-2.4127u	2.0884
Sn 189.925	2.0772	3.7247	2.7688
Sr 216.596	1813.96	1828.43	1815.95
Ti 334.941	9.8020	9.9985	9.8398
Tl 190.794	7.5749u	-1.5992u	8.0044u
V 292.401	30.9252	29.9077	30.9167
Zn 206.200	129.301	129.119	129.822

Label	Sol'n Conc.	Units	SD	%RSD	Int. (c/s)
Ag 328.068	0.5517	ppb	0.0804	14.6	-67.0337
Al 308.215	2530.56	ppb	15.1953	0.6	8036.96
As 188.980	5.9888	ppb	0.9445	15.8	-3.2389
B 249.678	47.7593	ppb	0.7674	1.6	504.493
Ba 389.178	662.466	ppb	3.3984	0.5	3413.32
Be 313.042	1.4005	ppb	0.0062	0.4	1486.82
Ca 370.602	29431	ppb	111.6	0.4	21495
Cd 226.502	-0.3036	ppb	0.1897	62.5	137.125
Co 228.615	44.3984	ppb	0.0923	0.2	256.617
Cr 267.716	101.021	ppb	0.3546	0.4	2109.91
Cu 324.754	18.2640	ppb	0.2149	1.2	869.524
Fe 271.441	98765.6	ppb	666.795	0.7	73638.5
K 766.491	2665.21	ppb	9.1916	0.3	52068.8
Mg 279.078	9854.02	ppb	42.5487	0.4	13736.8
Mn 257.610	4561.95	ppb	19.7566	0.4	458868
Mo 202.032	0.7776	ppb	1.0455	134.4	8.3594
Na 330.237	83700.7	ppb	267.888	0.3	2317.85
Ni 231.604	5.7393	ppb	0.8883	15.5	12.4117
Pb 220.353	23.1714	ppb	4.6034	19.9	32.1799
Sb 206.834	3.4135	ppb	4.8560	142.3	2.4139
Se 196.026	-2.2566	ppb	4.2691	189.2	4.6989
Sn 189.925	2.8569	ppb	0.8273	29.0	-8.7039
Sr 216.596	1819.45	ppb	7.8455	0.4	7286.43
Ti 334.941	9.8801	ppb	0.1043	1.1	933.286
Tl 190.794	4.6600	ppb	5.4249	116.4	-11.7871
V 292.401	30.5832	ppb	0.5850	1.9	285.697
Zn 206.200	129.414	ppb	0.3647	0.3	125.413

E06062013.wvq. All Data Report 6/7/2013, 10:03:32 AM

640-43781-a-11-a (Samp) 6/6/2013, 7:08:08 PM Rack 2, Tube 45

Weight: 1

Volume: 1

Dilution: 1

Label	Replicates Concentration		
Ag 328.068	0.1772	1.0106	0.1887
Al 308.215	276.334	270.101	271.092
As 188.980	1.2143	5.0702	6.3983
B 249.678	10.3985	10.5523	10.5202
Ba 389.178	75.2838	75.3708	80.1689
Be 313.042	0.2294	0.2395	0.2279
Ca 370.602	4117	4112	4092
Cd 226.502	-0.6951u	-0.3674u	-0.3592u
Co 228.615	6.3115	6.5513	5.9486
Cr 267.716	0.4128	-0.3529u	-0.0726u
Cu 324.754	-1.1859u	-0.2112u	-0.5522u
Fe 271.441	322.823	325.400	327.754
K 766.491	2183.56	2172.14	2180.81
Mg 279.078	7202.22	7117.10	7179.92
Mn 257.610	26.2023	27.0029	27.4882
Mo 202.032	1.4349	-0.3411u	1.1664
Na 330.237	7866.06	7994.62	7718.01
Ni 231.604	2.0382	1.6530	3.9611
Pb 220.353	-5.8755u	-2.7720u	-4.4498u
Sb 206.834	-1.8208u	12.1999	7.4174
Se 196.026	-6.1334u	7.6676	4.6026
Sn 189.925	1.8768	1.6975	4.1309
Sr 216.596	64.0452	62.4285	63.3482
Ti 334.941	0.8318	0.8855	0.8227
Tl 190.794	-10.5078u	-11.4235u	-3.5928u
V 292.401	0.4440	0.8683	0.7412
Zn 206.200	3.9560	7.3507	5.6733

Label	Sol'n Conc.	Units	SD	%RSD	Int. (c/s)
Ag 328.068	0.4588	ppb	0.4779	104.2	-44.8229
Al 308.215	272.509	ppb	3.3494	1.2	1828.53
As 188.980	4.2276	ppb	2.6928	63.7	-3.3187
B 249.678	10.4903	ppb	0.0811	0.8	231.958
Ba 389.178	76.9412	ppb	2.7956	3.6	355.458
Be 313.042	0.2322	ppb	0.0063	2.7	-12.7510
Ca 370.602	4107	ppb	13.37	0.3	3246
Cd 226.502	-0.4739	ppb	0.1916	40.4	10.2770
Co 228.615	6.2705	ppb	0.3034	4.8	37.5178
Cr 267.716	-0.0042	ppb	0.3874	9146.8	7.3643
Cu 324.754	-0.6498	ppb	0.4946	76.1	328.763
Fe 271.441	325.326	ppb	2.4664	0.8	254.338
K 766.491	2178.84	ppb	5.9605	0.3	42635.6
Mg 279.078	7166.41	ppb	44.1427	0.6	10028.2
Mn 257.610	26.8978	ppb	0.6493	2.4	2755.05
Mo 202.032	0.7534	ppb	0.9573	127.1	10.0976
Na 330.237	7859.56	ppb	138.419	1.8	249.727
Ni 231.604	2.5508	ppb	1.2365	48.5	7.0556
Pb 220.353	-4.3658	ppb	1.5535	35.6	11.1076
Sb 206.834	5.9322	ppb	7.1274	120.1	2.0542
Se 196.026	2.0456	ppb	7.2471	354.3	6.1149
Sn 189.925	2.5684	ppb	1.3561	52.8	-8.8271
Sr 216.596	63.2739	ppb	0.8109	1.3	266.872
Ti 334.941	0.8467	ppb	0.0339	4.0	90.5995
Tl 190.794	-8.5080	ppb	4.2812	50.3	-13.4987
V 292.401	0.6845	ppb	0.2178	31.8	-8.1900
Zn 206.200	5.6600	ppb	1.6974	30.0	12.5421

E06062013.wvq. All Data Report 6/7/2013, 10:03:32 AM

640-43781-a-12-a (Samp) 6/6/2013, 7:12:44 PM Rack 2, Tube 46

Weight: 1

Volume: 1

Dilution: 1

Label	Replicates Concentration		
Ag 328.068	1.1562u	1.4373u	1.1966u
Al 308.215	-24.8524u	-17.0008u	-24.5944u
As 188.980	35.1517	27.3924	21.5609
B 249.678	479.912	481.875	483.758
Ba 389.178	827.568	821.675	829.700
Be 313.042	0.1111	0.1134	0.1053
Ca 370.602	69072	69165	69092
Cd 226.502	-0.9707	-0.0992	-0.9300
Co 228.615	7.9577	8.2559	9.0079
Cr 267.716	-0.6181	-0.5353	-0.6661
Cu 324.754	0.5691	1.2857	0.9441
Fe 271.441	131238	131038	131090
K 766.491	5139.22	5132.36	5190.47
Mg 279.078	30224.9	30170.8	30147.6
Mn 257.610	292.950	292.341	292.365
Mo 202.032	0.0699u	0.0359u	-0.2308u
Na 330.237	431692x	432804x	431188x
Ni 231.604	2.2822	-1.2363u	2.5260
Pb 220.353	4.4210	7.5274	0.2618
Sb 206.834	4.3745	6.0844	-2.9374
Se 196.026	-7.2089u	17.9930	3.9703
Sn 189.925	0.4678	12.6570	-0.9799u
Sr 216.596	7833.12x	7801.93x	7806.70x
Ti 334.941	0.1472	0.1317	0.0752
Tl 190.794	-6.0193u	-18.3737u	-12.9341u
V 292.401	2.2864	1.9318	1.6118
Zn 206.200	15.3148	15.1731	14.3799

Label	Sol'n Conc.	Units	SD	%RSD	Int. (c/s)
Ag 328.068	1.2634b	ppb	0.1520	12.0	-170.879
Al 308.215	-22.1492b	ppb	4.4605	20.1	1017.78
As 188.980	28.0350b	ppb	6.8181	24.3	4.1667
B 249.678	481.848b	ppb	1.9230	0.4	5493.93
Ba 389.178	826.314b	ppb	4.1564	0.5	4281.43
Be 313.042	0.1099b	ppb	0.0042	3.8	-190.368
Ca 370.602	69109b	ppb	48.89	0.1	52460
Cd 226.502	-0.6666b	ppb	0.4918	73.8	170.598
Co 228.615	8.4072b	ppb	0.5412	6.4	51.9271
Cr 267.716	-0.6065b	ppb	0.0662	10.9	11.9441
Cu 324.754	0.9330b	ppb	0.3584	38.4	394.283
Fe 271.441	131122b	ppb	103.809	0.1	97756.1
K 766.491	5154.02b	ppb	31.7576	0.6	100339
Mg 279.078	30181.1b	ppb	39.6951	0.1	42111.5
Mn 257.610	292.552b	ppb	0.3452	0.1	29702.8
Mo 202.032	-0.0417b	ppb	0.1647	395.3	5.6647
Na 330.237	431895xb	ppb	826.939	0.2	11886.0
Ni 231.604	1.1906b	ppb	2.1053	176.8	6.6187
Pb 220.353	4.0701b	ppb	3.6455	89.6	20.2854
Sb 206.834	2.5072b	ppb	4.7920	191.1	1.8255
Se 196.026	4.9182b	ppb	12.6277	256.8	6.4187
Sn 189.925	4.0483b	ppb	7.4904	185.0	-8.1972
Sr 216.596	7813.92xb	ppb	16.8038	0.2	31144.9
Ti 334.941	0.1180b	ppb	0.0379	32.1	51.4466
Tl 190.794	-12.4424b	ppb	6.1919	49.8	-17.9371
V 292.401	1.9433b	ppb	0.3374	17.4	3.2815
Zn 206.200	14.9560b	ppb	0.5938	3.4	21.8179

E06062013.wvq. All Data Report 6/7/2013, 10:03:32 AM

640-43781-a-13-a (Samp) **6/6/2013, 7:17:20 PM** **Rack 2, Tube 47**
Weight: 1 **Volume: 1** **Dilution: 1**

Label	Replicates Concentration		
Ag 328.068	0.6599	0.8752	1.1466
Al 308.215	1404.00	1394.40	1404.66
As 188.980	50.9502	51.6104	59.8931
B 249.678	25.5885	25.2952	24.4722
Ba 389.178	149.318	146.076	148.970
Be 313.042	0.1546	0.1647	0.1588
Ca 370.602	7409	7387	7431
Cd 226.502	-0.2772	-0.1409	0.2127
Co 228.615	11.2814	12.8630	12.9636
Cr 267.716	3.8996	4.2096	3.8401
Cu 324.754	17.2139	16.9786	17.3129
Fe 271.441	98474.8	98136.3	98588.6
K 766.491	2603.81	2590.82	2585.80
Mg 279.078	5762.99	5727.56	5763.56
Mn 257.610	724.518	721.602	724.542
Mo 202.032	1.0296	2.1641	1.9509
Na 330.237	42807.7	43151.2	43504.5
Ni 231.604	5.5363	2.4139	3.6111
Pb 220.353	13.1172	6.5931	13.7807
Sb 206.834	0.5096	3.6664	8.4547
Se 196.026	9.0663	0.1786u	-2.6475u
Sn 189.925	15.1032	2.2163	-2.1482u
Sr 216.596	105.882	106.792	107.732
Ti 334.941	32.7335	32.8488	32.6583
Tl 190.794	-11.4597u	1.2231u	-4.7935u
V 292.401	10.9590	10.3543	8.8350
Zn 206.200	19.1759	17.1840	18.6452

Label	Sol'n Conc.	Units	SD	%RSD	Int. (c/s)
Ag 328.068	0.8939	ppb	0.2439	27.3	-29.9170
Al 308.215	1401.02	ppb	5.7393	0.4	4932.00
As 188.980	54.1513	ppb	4.9835	9.2	13.3534
B 249.678	25.1187	ppb	0.5787	2.3	242.128
Ba 389.178	148.121	ppb	1.7798	1.2	746.576
Be 313.042	0.1594	ppb	0.0051	3.2	-110.323
Ca 370.602	7409	ppb	22.10	0.3	3914
Cd 226.502	-0.0685	ppb	0.2529	369.4	140.925
Co 228.615	12.3694	ppb	0.9435	7.6	74.2721
Cr 267.716	3.9831	ppb	0.1984	5.0	101.161
Cu 324.754	17.1685	ppb	0.1717	1.0	839.202
Fe 271.441	98399.9	ppb	235.259	0.2	73363.9
K 766.491	2593.47	ppb	9.2946	0.4	50677.5
Mg 279.078	5751.37	ppb	20.6239	0.4	8060.64
Mn 257.610	723.554	ppb	1.6907	0.2	72914.2
Mo 202.032	1.7149	ppb	0.6029	35.2	10.8155
Na 330.237	43154.5	ppb	348.418	0.8	1204.05
Ni 231.604	3.8538	ppb	1.5753	40.9	9.8798
Pb 220.353	11.1637	ppb	3.9721	35.6	24.0181
Sb 206.834	4.2102	ppb	4.0004	95.0	2.3630
Se 196.026	2.1991	ppb	6.1127	278.0	5.6728
Sn 189.925	5.0571	ppb	8.9697	177.4	-7.8915
Sr 216.596	106.802	ppb	0.9251	0.9	472.497
Ti 334.941	32.7469	ppb	0.0960	0.3	3046.44
Tl 190.794	-5.0100	ppb	6.3442	126.6	-14.6142
V 292.401	10.0494	ppb	1.0943	10.9	84.4719
Zn 206.200	18.3351	ppb	1.0315	5.6	24.6723

E06062013.vvq. All Data Report 6/7/2013, 10:03:32 AM

640-43781-a-14-a (Samp) **6/6/2013, 7:21:56 PM** **Rack 2, Tube 48**
Weight: 1 **Volume: 1** **Dilution: 1**

Label	Replicates Concentration		
Ag 328.068	-0.0847u	-0.1177u	0.1014u
Al 308.215	1360.83	1319.50	1332.38
As 188.980	62.9442	59.7919	62.2315
B 249.678	14.5399	14.9078	13.5272
Ba 389.178	203.915	201.013	196.704
Be 313.042	1.9339	1.8924	1.9094
Ca 370.602	18284	18066	18123
Cd 226.502	3.5315	3.5049	3.8516
Co 228.615	255.950	250.542	251.005
Cr 267.716	1.8716	1.5688	1.0871
Cu 324.754	-0.9831u	-1.5803u	-1.5067u
Fe 271.441	59302.6	58309.0	58508.9
K 766.491	2603.16	2577.28	2589.21
Mg 279.078	16904.0	16606.4	16685.6
Mn 257.610	827.580	814.828	818.279
Mo 202.032	1.3666	1.0669	0.2750u
Na 330.237	31234.2	30660.9	30607.2
Ni 231.604	23.5671	24.2082	23.3962
Pb 220.353	-0.2571	6.7467	6.0208
Sb 206.834	5.3015	7.2912	-7.9449u
Se 196.026	-4.6721u	3.8685	-11.3684u
Sn 189.925	7.4659	2.8112	-0.1877u
Sr 216.596	298.636	294.706	295.810
Ti 334.941	4.4585	4.1453	4.3107
Tl 190.794	-0.3510u	-0.2448u	4.7455
V 292.401	9.9273	9.3417	9.4303
Zn 206.200	234.273	227.774	225.735

Label	Sol'n Conc.	Units	SD	%RSD	Int. (c/s)
Ag 328.068	-0.0337	ppb	0.1181	351.0	-64.5258
Al 308.215	1337.57	ppb	21.1471	1.6	4752.87
As 188.980	61.6559	ppb	1.6531	2.7	16.1569
B 249.678	14.3250	ppb	0.7149	5.0	181.391
Ba 389.178	200.544	ppb	3.6285	1.8	1015.05
Be 313.042	1.9119	ppb	0.0209	1.1	2147.84
Ca 370.602	18158	ppb	112.9	0.6	13283
Cd 226.502	3.6293	ppb	0.1929	5.3	156.997
Co 228.615	252.499	ppb	2.9977	1.2	1440.94
Cr 267.716	1.5092	ppb	0.3957	26.2	46.1342
Cu 324.754	-1.3567	ppb	0.3256	24.0	318.762
Fe 271.441	58706.8	ppb	525.539	0.9	43788.4
K 766.491	2589.88	ppb	12.9520	0.5	50607.8
Mg 279.078	16732.0	ppb	154.101	0.9	23356.0
Mn 257.610	820.229	ppb	6.5958	0.8	82625.5
Mo 202.032	0.9028	ppb	0.5640	62.5	9.4236
Na 330.237	30834.1	ppb	347.525	1.1	870.132
Ni 231.604	23.7238	ppb	0.4281	1.8	36.1910
Pb 220.353	4.1701	ppb	3.8512	92.4	18.3322
Sb 206.834	1.5493	ppb	8.2822	534.6	0.3828
Se 196.026	-4.0573	ppb	7.6371	188.2	3.5559
Sn 189.925	3.3631	ppb	3.8565	114.7	-8.5244
Sr 216.596	296.384	ppb	2.0268	0.7	1213.85
Ti 334.941	4.3048	ppb	0.1567	3.6	426.677
Tl 190.794	1.3832	ppb	2.9123	210.5	-11.2009
V 292.401	9.5664	ppb	0.3156	3.3	79.7110
Zn 206.200	229.261	ppb	4.4592	1.9	216.131

E06062013.vvq. All Data Report 6/7/2013, 10:03:32 AM

640-43781-a-15-a (Samp) 6/6/2013, 7:35:43 PM Rack 2, Tube 51
 Weight: 1 Volume: 1 Dilution: 1

Label	Replicates Concentration		
Ag 328.068	0.6456	0.4998	0.1930
Al 308.215	209.874	211.467	222.468
As 188.980	-6.0550u	0.9625	3.6537
B 249.678	9.0212	7.9122	8.0613
Ba 389.178	35.2787	37.9786	35.3842
Be 313.042	0.2569	0.2676	0.2687
Ca 370.602	1828	1794	1833
Cd 226.502	0.0631	0.2070	-0.0418
Co 228.615	5.0969	5.2828	4.9424
Cr 267.716	0.5591	0.2326	0.7114
Cu 324.754	4.9918	6.6290	5.9267
Fe 271.441	15655.1	15470.5	15595.8
K 766.491	823.240	819.909	828.305
Mg 279.078	1357.16	1343.08	1356.00
Mn 257.610	472.940	467.738	471.687
Mo 202.032	0.6155	0.5337	2.0790
Na 330.237	3495.85	3099.48	3300.31
Ni 231.604	3.2630	1.5202	2.0155
Pb 220.353	14.8770	11.4293	11.1459
Sb 206.834	8.2171	2.8159	0.9612
Se 196.026	-11.5883u	5.3700	-1.5375u
Sn 189.925	-5.2498u	3.2518	-0.8873u
Sr 216.596	28.4033	27.6534	29.2632
Ti 334.941	0.3376	0.5214	0.6323
Tl 190.794	7.2705	-2.4246u	4.2616
V 292.401	1.4949	0.8779	1.8428
Zn 206.200	48.3338	46.1346	47.5118

Label	Sol'n Conc.	Units	SD	%RSD	Int. (c/s)
Ag 328.068	0.4461	ppb	0.2310	51.8	-43.6532
Al 308.215	214.603	ppb	6.8580	3.2	1669.20
As 188.980	-0.4796	ppb	5.0125	1045.2	-5.0248
B 249.678	8.3316	ppb	0.6019	7.2	182.038
Ba 389.178	36.2138	ppb	1.5292	4.2	144.748
Be 313.042	0.2644	ppb	0.0065	2.5	28.2506
Ca 370.602	1818	ppb	21.25	1.2	1116
Cd 226.502	0.0761	ppb	0.1249	164.1	39.2724
Co 228.615	5.1074	ppb	0.1705	3.3	31.1470
Cr 267.716	0.5010	ppb	0.2446	48.8	20.1247
Cu 324.754	5.8492	ppb	0.8214	14.0	511.557
Fe 271.441	15573.8	ppb	94.2342	0.6	11621.2
K 766.491	823.818	ppb	4.2276	0.5	16355.0
Mg 279.078	1352.08	ppb	7.8157	0.6	1923.30
Mn 257.610	470.788	ppb	2.7147	0.6	47384.8
Mo 202.032	1.0761	ppb	0.8695	80.8	10.6596
Na 330.237	3298.54	ppb	198.190	6.0	121.550
Ni 231.604	2.2662	ppb	0.8980	39.6	6.8350
Pb 220.353	12.4841	ppb	2.0771	16.6	22.5638
Sb 206.834	3.9981	ppb	3.7696	94.3	1.1753
Se 196.026	-2.5853	ppb	8.5275	329.9	4.3307
Sn 189.925	-0.9618	ppb	4.2513	442.0	-10.1487
Sr 216.596	28.4399	ppb	0.8055	2.8	133.240
Ti 334.941	0.4971	ppb	0.1489	29.9	50.3203
Tl 190.794	3.0358	ppb	4.9624	163.5	-9.8258
V 292.401	1.4052	ppb	0.4886	34.8	-1.0938
Zn 206.200	47.3268	ppb	1.1112	2.3	50.5067

E06062013.wvq. All Data Report 6/7/2013, 10:03:32 AM

640-43781-a-16-a (Samp) 6/6/2013, 7:40:19 PM Rack 2, Tube 52

Weight: 1

Volume: 1

Dilution: 1

Label	Replicates Concentration		
Ag 328.068	0.9849	-0.4609u	0.5989
Al 308.215	158.635	165.530	159.542
As 188.980	12.6437	-3.3171u	-5.3224u
B 249.678	6.9103	7.3739	7.3754
Ba 389.178	25.6338	19.4259	23.4191
Be 313.042	0.1133	0.1011	0.1047
Ca 370.602	1057	1079	1093
Cd 226.502	-0.3548u	-0.0373	-0.6775u
Co 228.615	1.5995	1.1872	1.4154
Cr 267.716	0.6548	-0.4276u	0.5556
Cu 324.754	3.0858	3.9376	3.3165
Fe 271.441	4529.97	4558.53	4572.12
K 766.491	920.190	922.209	925.088
Mg 279.078	1036.50	1043.22	1040.81
Mn 257.610	19.7602	20.0301	19.9446
Mo 202.032	0.0877	1.3528	1.0204
Na 330.237	1506.65	1849.94	1694.56
Ni 231.604	0.2937	-2.0655u	0.1514
Pb 220.353	3.7993	3.5931	-1.9914u
Sb 206.834	10.7825	10.5044	-8.7668u
Se 196.026	-7.5799u	2.0761	-4.2182u
Sn 189.925	-6.6815u	1.7123	9.7349
Sr 216.596	23.8058	21.5908	24.2460
Ti 334.941	0.8476	0.8530	0.8126
Tl 190.794	0.4768	-1.1439u	-2.0909u
V 292.401	2.1893	2.1149	1.1633
Zn 206.200	5.9260	6.5699	7.0342

Label	Sol'n Conc.	Units	SD	%RSD	Int. (c/s)
Ag 328.068	0.3743	ppb	0.7486	200.0	-46.8373
Al 308.215	161.236	ppb	3.7470	2.3	1522.44
As 188.980	1.3347	ppb	9.8451	737.6	-4.3394
B 249.678	7.2199	ppb	0.2681	3.7	187.082
Ba 389.178	22.8262	ppb	3.1461	13.8	72.6097
Be 313.042	0.1063	ppb	0.0062	5.9	-174.832
Ca 370.602	1076	ppb	17.90	1.7	743.8
Cd 226.502	-0.3565	ppb	0.3201	89.8	17.6737
Co 228.615	1.4007	ppb	0.2066	14.7	9.8528
Cr 267.716	0.2609	ppb	0.5983	229.3	13.2000
Cu 324.754	3.4466	ppb	0.4406	12.8	443.085
Fe 271.441	4553.54	ppb	21.5137	0.5	3405.97
K 766.491	922.496	ppb	2.4614	0.3	18268.8
Mg 279.078	1040.17	ppb	3.4050	0.3	1492.12
Mn 257.610	19.9117	ppb	0.1379	0.7	2036.20
Mo 202.032	0.8203	ppb	0.6558	80.0	10.1942
Na 330.237	1683.72	ppb	171.901	10.2	79.2551
Ni 231.604	-0.5401	ppb	1.3229	244.9	2.9064
Pb 220.353	1.8003	ppb	3.2854	182.5	15.2491
Sb 206.834	4.1734	ppb	11.2073	268.5	1.1313
Se 196.026	-3.2407	ppb	4.9017	151.3	4.0654
Sn 189.925	1.5886	ppb	8.2089	516.8	-9.1951
Sr 216.596	23.2142	ppb	1.4230	6.1	108.808
Ti 334.941	0.8377	ppb	0.0220	2.6	81.0384
Tl 190.794	-0.9193	ppb	1.2985	141.2	-10.9060
V 292.401	1.8225	ppb	0.5721	31.4	3.0581
Zn 206.200	6.5100	ppb	0.5565	8.5	367.3407

E06062013.wvq. All Data Report 6/7/2013, 10:03:32 AM

640-43781-a-17-a (Samp) 6/6/2013, 7:44:54 PM Rack 2, Tube 53

Weight: 1

Volume: 1

Dilution: 1

Label	Replicates Concentration		
Ag 328.068	0.5384	1.1975	0.9570
Al 308.215	266.842	263.050	260.595
As 188.980	6.6715	2.6187	6.0352
B 249.678	7.9386	8.4027	7.5808
Ba 389.178	96.8933	97.4661	97.8708
Be 313.042	0.3250	0.3351	0.3404
Ca 370.602	688.3	670.8	665.5
Cd 226.502	-0.1439	-0.1061	-0.1391
Co 228.615	3.3589	2.7318	2.5013
Cr 267.716	0.4072	0.9468	0.6894
Cu 324.754	-1.1915u	-1.3124u	-2.1063u
Fe 271.441	5910.54	5879.61	5801.04
K 766.491	737.882	732.284	724.468
Mg 279.078	944.450	931.032	928.484
Mn 257.610	30.1337	29.9079	29.5551
Mo 202.032	0.2092	1.9471	0.7899
Na 330.237	2735.68	2857.01	2580.72
Ni 231.604	0.1057	-1.0390u	-0.5289u
Pb 220.353	10.7861	0.7752	-2.3551u
Sb 206.834	3.4003	1.7634	4.5183
Se 196.026	1.6182	-10.6174u	-7.4236u
Sn 189.925	-3.4349u	6.6534	-1.5360u
Sr 216.596	21.8573	21.7210	20.4654
Ti 334.941	2.1380	2.1400	2.3372
Tl 190.794	6.5191	-7.2787u	0.0748u
V 292.401	12.9513	11.9876	11.4977
Zn 206.200	11.4837	12.2203	15.1293

Label	Sol'n Conc.	Units	SD	%RSD	Int. (c/s)
Ag 328.068	0.8977	ppb	0.3335	37.2	-29.2125
Al 308.215	263.496	ppb	3.1475	1.2	1802.93
As 188.980	5.1085	ppb	2.1796	42.7	-3.0456
B 249.678	7.9740	ppb	0.4120	5.2	193.702
Ba 389.178	97.4101	ppb	0.4912	0.5	459.201
Be 313.042	0.3335	ppb	0.0078	2.3	116.843
Ca 370.602	674.9	ppb	11.96	1.8	397.4
Cd 226.502	-0.1297	ppb	0.0206	15.8	23.3698
Co 228.615	2.8640	ppb	0.4438	15.5	18.2226
Cr 267.716	0.6811	ppb	0.2699	39.6	21.9856
Cu 324.754	-1.5367	ppb	0.4970	32.3	305.018
Fe 271.441	5863.73	ppb	56.4490	1.0	4382.76
K 766.491	731.545	ppb	6.7376	0.9	14565.3
Mg 279.078	934.655	ppb	8.5771	0.9	1345.11
Mn 257.610	29.8656	ppb	0.2916	1.0	3038.24
Mo 202.032	0.9821	ppb	0.8847	90.1	10.5839
Na 330.237	2724.47	ppb	138.485	5.1	107.603
Ni 231.604	-0.4874	ppb	0.5735	117.7	2.9907
Pb 220.353	3.0687	ppb	6.8642	223.7	16.1127
Sb 206.834	3.2273	ppb	1.3856	42.9	0.6247
Se 196.026	-5.4743	ppb	6.3464	115.9	3.2049
Sn 189.925	0.5609	ppb	5.3611	955.9	-9.5794
Sr 216.596	21.3479	ppb	0.7673	3.6	101.802
Ti 334.941	2.2051	ppb	0.1144	5.2	207.567
Tl 190.794	-0.2282	ppb	6.9039	3024.7	-10.6892
V 292.401	12.1455	ppb	0.7396	6.1	105.226
Zn 206.200	12.9445	ppb	1.9277	14.9	19.1961

E06062013.wvq. All Data Report 6/7/2013, 10:03:32 AM

640-43781-a-18-a (Samp) 6/6/2013, 7:49:30 PM Rack 2, Tube 54**Weight: 1****Volume: 1****Dilution: 1**

Label	Replicates Concentration		
Ag 328.068	0.2362	-0.1476u	1.2947
Al 308.215	848.878	835.629	849.460
As 188.980	5.9800	10.1922	15.8636
B 249.678	21.9278	22.7596	22.5210
Ba 389.178	218.129	215.856	218.278
Be 313.042	0.5220	0.5272	0.5189
Ca 370.602	11119	10962	11021
Cd 226.502	0.2213	0.0406	-0.0217
Co 228.615	4.2259	3.9440	4.4454
Cr 267.716	1.1256	0.5442	0.8033
Cu 324.754	2.9357	2.4151	2.6820
Fe 271.441	28268.0	27988.3	28154.5
K 766.491	2272.50	2270.16	2279.48
Mg 279.078	5354.30	5300.48	5304.81
Mn 257.610	581.537	575.550	578.221
Mo 202.032	0.1655u	1.4835	-0.5231u
Na 330.237	16755.8	16187.5	16475.5
Ni 231.604	-2.6916u	-0.6194u	-0.1654
Pb 220.353	1.0846	3.9124	5.9138
Sb 206.834	0.6859	3.0795	12.0208
Se 196.026	3.9868	3.7019	-4.8449u
Sn 189.925	5.7130	2.7393	2.9847
Sr 216.596	210.063	206.585	208.476
Ti 334.941	7.2324	6.9261	7.4071
Tl 190.794	-6.3389u	-8.5416u	-6.1618u
V 292.401	9.9464	10.5815	9.5378
Zn 206.200	22.6944	16.9573	22.7227

Label	Sol'n Conc.	Units	SD	%RSD	Int. (c/s)
Ag 328.068	0.4611	ppb	0.7470	162.0	-46.4392
Al 308.215	844.656	ppb	7.8230	0.9	3401.70
As 188.980	10.6786	ppb	4.9597	46.4	-1.2449
B 249.678	22.4028	ppb	0.4283	1.9	325.017
Ba 389.178	217.421	ppb	1.3577	0.6	1088.68
Be 313.042	0.5227	ppb	0.0042	0.8	361.091
Ca 370.602	11034	ppb	79.62	0.7	8216
Cd 226.502	0.0801	ppb	0.1262	157.6	55.1583
Co 228.615	4.2051	ppb	0.2513	6.0	26.3039
Cr 267.716	0.8244	ppb	0.2912	35.3	28.3464
Cu 324.754	2.6776	ppb	0.2603	9.7	425.604
Fe 271.441	28137.0	ppb	140.689	0.5	20986.3
K 766.491	2274.05	ppb	4.8490	0.2	44482.2
Mg 279.078	5319.86	ppb	29.8995	0.6	7452.54
Mn 257.610	578.436	ppb	2.9990	0.5	58237.6
Mo 202.032	0.3753	ppb	1.0196	271.7	8.6056
Na 330.237	16472.9	ppb	284.170	1.7	481.902
Ni 231.604	-1.1588	ppb	1.3467	116.2	2.3177
Pb 220.353	3.6369	ppb	2.4263	66.7	17.1462
Sb 206.834	5.2621	ppb	5.9743	113.5	2.0441
Se 196.026	0.9479	ppb	5.0187	529.4	5.6206
Sn 189.925	3.8123	ppb	1.6506	43.3	-8.3596
Sr 216.596	208.374	ppb	1.7412	0.8	853.536
Ti 334.941	7.1885	ppb	0.2435	3.4	676.259
Tl 190.794	-7.0141	ppb	1.3258	18.9	-13.6980
V 292.401	10.0219	ppb	0.5259	5.2	84.2481
Zn 206.200	20.7915	ppb	3.3205	16.0	267.683

E06062013.vvq. All Data Report 6/7/2013, 10:03:32 AM

640-43781-a-19-a (Samp) 6/6/2013, 7:54:05 PM Rack 2, Tube 55

Weight: 1

Volume: 1

Dilution: 1

Label	Replicates Concentration		
Ag 328.068	0.6957	0.2128	0.4093
Al 308.215	38.5803	42.1258	41.0358
As 188.980	24.3898	19.9689	8.5432
B 249.678	18.9776	19.5117	20.1619
Ba 389.178	125.262	127.150	127.545
Be 313.042	0.2432	0.2411	0.2465
Ca 370.602	6009	6022	6019
Cd 226.502	0.2726	-0.0238	-0.0649
Co 228.615	3.9533	3.1136	2.6411
Cr 267.716	0.5069	0.3206	0.3529
Cu 324.754	-0.5366u	-0.5313u	-1.0168u
Fe 271.441	37523.7	37654.2	37417.5
K 766.491	982.744	978.305	977.501
Mg 279.078	3390.56	3405.86	3389.62
Mn 257.610	951.145	956.667	951.150
Mo 202.032	0.9166	1.7026	1.7749
Na 330.237	36818.0	36629.4	36824.6
Ni 231.604	-2.8519u	1.8930	0.2481
Pb 220.353	3.7220	-6.6129u	-2.3732u
Sb 206.834	5.3640	1.5096	6.9477
Se 196.026	-2.0787u	-6.3761u	-1.9954u
Sn 189.925	2.1714	1.2624	2.8794
Sr 216.596	128.774	128.199	128.825
Ti 334.941	1.4660	1.4509	1.3633
Tl 190.794	-4.4977u	1.6338u	-7.7231u
V 292.401	7.8411	7.6007	7.7884
Zn 206.200	5.7087	5.5665	5.0804

Label	Sol'n Conc.	Units	SD	%RSD	Int. (c/s)
Ag 328.068	0.4393	ppb	0.2429	55.3	-44.8965
Al 308.215	40.5806	ppb	1.8160	4.5	1190.05
As 188.980	17.6340	ppb	8.1772	46.4	1.0957
B 249.678	19.5504	ppb	0.5931	3.0	276.573
Ba 389.178	126.652	ppb	1.2202	1.0	619.611
Be 313.042	0.2436	ppb	0.0027	1.1	-0.8496
Ca 370.602	6017	ppb	6.611	0.1	4027
Cd 226.502	0.0613	ppb	0.1841	300.3	66.5967
Co 228.615	3.2360	ppb	0.6646	20.5	20.8676
Cr 267.716	0.3935	ppb	0.0996	25.3	21.2654
Cu 324.754	-0.6949	ppb	0.2788	40.1	333.638
Fe 271.441	37531.8	ppb	118.563	0.3	27989.6
K 766.491	979.517	ppb	2.8237	0.3	19374.8
Mg 279.078	3395.35	ppb	9.1159	0.3	4768.12
Mn 257.610	952.987	ppb	3.1865	0.3	95902.0
Mo 202.032	1.4647	ppb	0.4760	32.5	11.2678
Na 330.237	36757.3	ppb	110.885	0.3	1038.17
Ni 231.604	-0.2369	ppb	2.4094	1017.0	3.6730
Pb 220.353	-1.7547	ppb	5.1951	296.1	13.9295
Sb 206.834	4.6071	ppb	2.7969	60.7	1.7905
Se 196.026	-3.4834	ppb	2.5055	71.9	3.9373
Sn 189.925	2.1044	ppb	0.8106	38.5	-8.9963
Sr 216.596	128.599	ppb	0.3477	0.3	539.095
Ti 334.941	1.4268	ppb	0.0555	3.9	139.484
Tl 190.794	-3.5290	ppb	4.7531	134.7	-12.7401
V 292.401	7.7434	ppb	0.1263	1.6	61.5513
Zn 206.200	5.4519	ppb	0.3294	6.0	12.5869

E06062013.wvq. All Data Report 6/7/2013, 10:03:32 AM

640-43781-a-20-a (Samp) 6/6/2013, 7:58:40 PM Rack 2, Tube 56

Weight: 1

Volume: 1

Dilution: 1

Label	Replicates Concentration		
Ag 328.068	0.0507	1.3885	0.1914
Al 308.215	893.003	892.347	885.861
As 188.980	2.7093	-7.1153u	2.0949
B 249.678	14.2430	14.4686	13.6399
Ba 389.178	39.8730	42.2399	42.6357
Be 313.042	0.4047	0.4186	0.4142
Ca 370.602	5376	5389	5380
Cd 226.502	-0.3792	-0.8671	-0.7093
Co 228.615	5.1450	5.6897	5.3429
Cr 267.716	-0.0690	0.1770	0.6087
Cu 324.754	0.0771	0.2096	-0.5632u
Fe 271.441	52816.6	53259.7	53407.7
K 766.491	1173.24	1187.94	1183.93
Mg 279.078	6617.31	6684.29	6701.10
Mn 257.610	1386.78	1396.50	1401.76
Mo 202.032	2.6128	0.3330u	1.5511
Na 330.237	4717.61	4993.76	4840.98
Ni 231.604	-0.4830u	1.4917	-2.0407u
Pb 220.353	8.4298	4.6314	2.0060
Sb 206.834	2.9611	11.0762	0.9827
Se 196.026	-2.1118u	-5.8208u	-3.5187u
Sn 189.925	3.8490	-1.0538u	5.0998
Sr 216.596	90.7299	89.8086	93.2068
Ti 334.941	26.7401	20.7644	18.5039
Tl 190.794	-2.9393u	-0.4430u	0.9402u
V 292.401	3.5401	3.6794	3.7915
Zn 206.200	4.0029	1.6227	3.0414

Label	Sol'n Conc.	Units	SD	%RSD	Int. (c/s)
Ag 328.068	0.5435	ppb	0.7351	135.2	-39.8511
Al 308.215	890.404	ppb	3.9478	0.4	3528.03
As 188.980	-0.7704	ppb	5.5035	714.4	-5.3274
B 249.678	14.1172	ppb	0.4284	3.0	188.009
Ba 389.178	41.5828	ppb	1.4940	3.6	184.559
Be 313.042	0.4125	ppb	0.0071	1.7	218.520
Ca 370.602	5381	ppb	6.767	0.1	3211
Cd 226.502	-0.6519	ppb	0.2490	38.2	73.6612
Co 228.615	5.3926	ppb	0.2757	5.1	33.6460
Cr 267.716	0.2389	ppb	0.3431	143.6	20.2956
Cu 324.754	-0.0922	ppb	0.4133	448.5	352.965
Fe 271.441	53161.3	ppb	307.584	0.6	39640.6
K 766.491	1181.70	ppb	7.6004	0.6	23296.1
Mg 279.078	6667.57	ppb	44.3263	0.7	9324.91
Mn 257.610	1395.01	ppb	7.5974	0.5	140376
Mo 202.032	1.4990	ppb	1.1408	76.1	11.0771
Na 330.237	4850.78	ppb	138.336	2.9	158.461
Ni 231.604	-0.3440	ppb	1.7703	514.6	3.6941
Pb 220.353	5.0224	ppb	3.2297	64.3	18.8134
Sb 206.834	5.0067	ppb	5.3486	106.8	2.2125
Se 196.026	-3.8171	ppb	1.8724	49.1	3.7930
Sn 189.925	2.6317	ppb	3.2524	123.6	-8.8043
Sr 216.596	91.2484	ppb	1.7575	1.9	395.647
Ti 334.941	22.0028	ppb	4.2555	19.3	2051.81
Tl 190.794	-0.8140	ppb	1.9662	241.5	-12.2064
V 292.401	3.6703	ppb	0.1260	3.4	21.4624
Zn 206.200	2.8890	ppb	1.1974	41.4	10.3565

E06062013.vvq. All Data Report 6/7/2013, 10:03:32 AM

mb 680-279322/1-a (Samp) **6/6/2013, 8:03:16 PM** **Rack 2, Tube 57**
Weight: 1 **Volume: 1** **Dilution: 1**

Label	Replicates Concentration		
Ag 328.068	0.7008	0.6688	0.2773
Al 308.215	-21.8622u	-16.5624u	-10.7118u
As 188.980	-7.7814u	-6.0093u	-9.9391u
B 249.678	2.1037	0.9272	1.3997
Ba 389.178	1.0529	-3.6689u	-0.9578u
Be 313.042	0.0390	0.0346	0.0420
Ca 370.602	1.205	-8.365u	-9.730u
Cd 226.502	0.3850	-0.3996u	-0.4855u
Co 228.615	-0.1156u	1.0832	0.0830
Cr 267.716	-0.2928u	0.5068	-0.0418u
Cu 324.754	-1.7790u	-2.0147u	-2.2853u
Fe 271.441	9.4976	-5.9536u	8.3087
K 766.491	-6.4673u	-3.0019u	-4.7292u
Mg 279.078	-6.7575u	-7.2102u	-1.0470u
Mn 257.610	-0.0136u	0.1383	0.1357
Mo 202.032	0.2424	0.3353	1.4707
Na 330.237	92.5176	109.001	327.370
Ni 231.604	-0.1771u	-1.6479u	-2.9149u
Pb 220.353	0.9751	-0.5550u	1.6834
Sb 206.834	5.3661	2.5249	1.5251
Se 196.026	-2.9739u	6.4346	-10.7306u
Sn 189.925	4.4542	6.7598	-0.0648u
Sr 216.596	1.0598	-1.7174u	-0.7862u
Ti 334.941	0.1060	-0.0266u	0.0868
Tl 190.794	-6.7045u	-2.0024u	3.3379
V 292.401	0.2030	0.4022	0.1461
Zn 206.200	-2.3736u	-1.0550u	-1.8344u

Label	Sol'n Conc.	Units	SD	%RSD	Int. (c/s)
Ag 328.068	0.5490	ppb	0.2358	43.0	-40.5657
Al 308.215	-16.3788	ppb	5.5775	34.1	1033.99
As 188.980	-7.9099	ppb	1.9680	24.9	-7.5011
B 249.678	1.4769	ppb	0.5920	40.1	127.790
Ba 389.178	-1.1913	ppb	2.3696	198.9	-53.4906
Be 313.042	0.0385	ppb	0.0037	9.6	-261.992
Ca 370.602	-5.630	ppb	5.959	105.8	-27.79
Cd 226.502	-0.1667	ppb	0.4797	287.8	15.3227
Co 228.615	0.3502	ppb	0.6425	183.5	3.7864
Cr 267.716	0.0574	ppb	0.4089	712.8	8.4943
Cu 324.754	-2.0264	ppb	0.2533	12.5	290.523
Fe 271.441	3.9509	ppb	8.5981	217.6	14.4358
K 766.491	-4.7328	ppb	1.7327	36.6	285.225
Mg 279.078	-5.0049	ppb	3.4351	68.6	35.3909
Mn 257.610	0.0868	ppb	0.0870	100.2	33.6968
Mo 202.032	0.6828	ppb	0.6839	100.2	9.9204
Na 330.237	176.296	ppb	131.093	74.4	38.6149
Ni 231.604	-1.5799	ppb	1.3702	86.7	1.4453
Pb 220.353	0.7012	ppb	1.1441	163.2	14.4051
Sb 206.834	3.1387	ppb	1.9927	63.5	0.5005
Se 196.026	-2.4233	ppb	8.5958	354.7	4.4035
Sn 189.925	3.7164	ppb	3.4716	93.4	-8.3997
Sr 216.596	-0.4813	ppb	1.4135	293.7	13.0150
Ti 334.941	0.0554	ppb	0.0716	129.3	6.8653
Tl 190.794	-1.7897	ppb	5.0246	280.8	-11.1085
V 292.401	0.2505	ppb	0.1345	53.7	-12.4853
Zn 206.200	-1.7543	ppb	0.6629	37.8	5.8012

E06062013.wvq. All Data Report 6/7/2013, 10:03:32 AM

ics 680-279322/2-a (Samp) 6/6/2013, 8:07:52 PM Rack 2, Tube 58
 Weight: 1 Volume: 1 Dilution: 1

Label	Replicates Concentration		
Ag 328.068	52.5999	54.4395	54.3803
Al 308.215	4566.62	4551.62	4602.46
As 188.980	98.4743	92.9401	98.1450
B 249.678	187.021	186.176	189.303
Ba 389.178	95.9081	97.6282	97.9807
Be 313.042	48.2338	48.1238	48.6730
Ca 370.602	4980	4970	4990
Cd 226.502	49.0747	49.5131	49.2034
Co 228.615	49.5880	49.2157	49.5744
Cr 267.716	99.5363	99.4758	100.816
Cu 324.754	93.0554	92.9733	95.0361
Fe 271.441	4841.17	4858.64	4876.97
K 766.491	4884.01	4863.04	4935.71
Mg 279.078	4814.90	4793.27	4845.86
Mn 257.610	511.733	510.798	515.221
Mo 202.032	103.670	101.369	106.187
Na 330.237	5042.04	4900.01	4753.95
Ni 231.604	99.3247	94.7585	93.8960
Pb 220.353	57.6578	39.9849	44.5211
Sb 206.834	63.2953	53.6906	60.8644
Se 196.026	99.6180	88.0613	99.6179
Sn 189.925	194.902	201.952	194.764
Sr 216.596	102.197	99.9041	99.8434
Ti 334.941	97.8354	97.7196	98.7390
Tl 190.794	44.5616	39.1680	36.6701
V 292.401	100.956	99.9719	100.316
Zn 206.200	98.4634	95.7651	97.4706

Label	Sol'n Conc.	Units	SD	%RSD	Int. (c/s)
Ag 328.068	53.8066	ppb	1.0454	1.9	1744.15
Al 308.215	4573.56	ppb	26.1227	0.6	13653.9
As 188.980	96.5198	ppb	3.1045	3.2	28.4697
B 249.678	187.500	ppb	1.6174	0.9	2280.60
Ba 389.178	97.1724	ppb	1.1089	1.1	460.156
Be 313.042	48.3435	ppb	0.2905	0.6	61857.9
Ca 370.602	4980	ppb	10.31	0.2	3868
Cd 226.502	49.2637	ppb	0.2253	0.5	903.091
Co 228.615	49.4594	ppb	0.2111	0.4	283.345
Cr 267.716	99.9426	ppb	0.7568	0.8	2069.57
Cu 324.754	93.6883	ppb	1.1680	1.2	2947.32
Fe 271.441	4858.93	ppb	17.9028	0.4	3636.78
K 766.491	4894.25	ppb	37.4036	0.8	95301.1
Mg 279.078	4818.01	ppb	26.4340	0.5	6750.35
Mn 257.610	512.584	ppb	2.3312	0.5	51586.7
Mo 202.032	103.742	ppb	2.4095	2.3	277.560
Na 330.237	4898.67	ppb	144.047	2.9	166.690
Ni 231.604	95.9931	ppb	2.9173	3.0	134.036
Pb 220.353	47.3879	ppb	9.1786	19.4	44.9276
Sb 206.834	59.2835	ppb	4.9937	8.4	31.7232
Se 196.026	95.7657	ppb	6.6723	7.0	42.0054
Sn 189.925	197.206	ppb	4.1106	2.1	63.9649
Sr 216.596	100.648	ppb	1.3419	1.3	416.001
Ti 334.941	98.0980	ppb	0.5582	0.6	9096.46
Tl 190.794	40.1333	ppb	4.0333	10.0	3.6274
V 292.401	100.414	ppb	0.4992	0.5	971.442
Zn 206.200	97.2331	ppb	1.3647	1.4	95.5747

E06062013.vvq. All Data Report 6/7/2013, 10:03:32 AM

640-43781-a-21-a (Samp) 6/6/2013, 8:12:28 PM Rack 2, Tube 59

Weight: 1

Volume: 1

Dilution: 1

Label	Replicates Concentration		
Ag 328.068	0.4603	0.2572	0.9064
Al 308.215	205.480	210.779	214.260
As 188.980	7.8043	15.5144	4.4523
B 249.678	7.7411	7.8620	7.1748
Ba 389.178	247.246	248.055	242.884
Be 313.042	0.7077	0.6983	0.7055
Ca 370.602	3510	3516	3498
Cd 226.502	-0.1720	-0.4113u	0.2818
Co 228.615	21.8116	20.8107	21.6057
Cr 267.716	0.4333	0.1359	0.0744
Cu 324.754	-1.7489u	-0.6302u	-0.3311u
Fe 271.441	5587.66	5584.93	5574.48
K 766.491	1036.17	1039.85	1031.26
Mg 279.078	2597.74	2587.12	2581.93
Mn 257.610	348.576	349.761	347.514
Mo 202.032	1.6876	-0.0367u	0.3130
Na 330.237	9115.17	9317.29	9533.60
Ni 231.604	3.5402	3.6253	4.7501
Pb 220.353	-2.0354u	8.0534	6.9988
Sb 206.834	-2.0866u	-0.1156	-1.9831u
Se 196.026	-2.8021u	3.7238	2.8738
Sn 189.925	5.5107	-0.2703u	-0.6176u
Sr 216.596	62.5725	61.9037	62.8428
Ti 334.941	1.1798	1.3121	1.2833
Tl 190.794	-2.2506u	2.3196	5.9835
V 292.401	0.6494	0.9090	0.9932
Zn 206.200	7.9562	10.8475	9.7236

Label	Sol'n Conc.	Units	SD	%RSD	Int. (c/s)
Ag 328.068	0.5413	ppb	0.3321	61.4	-41.3451
Al 308.215	210.173	ppb	4.4210	2.1	1656.74
As 188.980	9.2570	ppb	5.6723	61.3	-1.6148
B 249.678	7.5926	ppb	0.3668	4.8	189.736
Ba 389.178	246.061	ppb	2.7811	1.1	1230.09
Be 313.042	0.7038	ppb	0.0049	0.7	593.494
Ca 370.602	3508	ppb	8.784	0.3	2665
Cd 226.502	-0.1005	ppb	0.3520	350.2	23.5254
Co 228.615	21.4093	ppb	0.5285	2.5	123.835
Cr 267.716	0.2146	ppb	0.1919	89.5	13.0184
Cu 324.754	-0.9034	ppb	0.7473	82.7	322.596
Fe 271.441	5582.35	ppb	6.9586	0.1	4174.02
K 766.491	1035.76	ppb	4.3096	0.4	20465.6
Mg 279.078	2588.93	ppb	8.0562	0.3	3646.91
Mn 257.610	348.617	ppb	1.1240	0.3	35093.2
Mo 202.032	0.6546	ppb	0.9115	139.2	9.7458
Na 330.237	9322.02	ppb	209.254	2.2	289.055
Ni 231.604	3.9719	ppb	0.6753	17.0	9.0270
Pb 220.353	4.3389	ppb	5.5455	127.8	16.9587
Sb 206.834	-1.3951	ppb	1.1093	79.5	-1.9423
Se 196.026	1.2652	ppb	3.5479	280.4	5.8439
Sn 189.925	1.5409	ppb	3.4423	223.4	-9.2113
Sr 216.596	62.4397	ppb	0.4834	0.8	265.252
Ti 334.941	1.2584	ppb	0.0696	5.5	122.168
Tl 190.794	2.0175	ppb	4.1254	204.5	-9.9208
V 292.401	0.8505	ppb	0.1792	21.1	-6.5704
Zn 206.200	9.5091	ppb	1.4576	15.3	16.0730

E06062013.wvq. All Data Report 6/7/2013, 10:03:32 AM

640-43781-a-22-a (Samp) 6/6/2013, 8:17:04 PM Rack 2, Tube 60

Weight: 1

Volume: 1

Dilution: 1

Label	Replicates Concentration		
Ag 328.068	0.5703	0.3957	0.4183
Al 308.215	-12.9533u	-14.7417u	-11.9636u
As 188.980	6.7453	-2.0136u	-1.4159u
B 249.678	-0.4037u	-0.9123u	-0.6421u
Ba 389.178	1.8400	0.0715	3.2204
Be 313.042	0.0565	0.0524	0.0398
Ca 370.602	53.49	59.76	66.69
Cd 226.502	-0.0504u	-0.0380u	-0.1183u
Co 228.615	-1.2224u	-0.2520u	-0.0126u
Cr 267.716	-0.0584u	-0.4017u	0.2339
Cu 324.754	-2.7105u	-0.6565u	-1.1134u
Fe 271.441	4.0894	16.7861	-6.4349u
K 766.491	1.6884	1.7557	2.3863
Mg 279.078	-0.8330u	-4.4625u	6.6820
Mn 257.610	0.2490	0.2531	0.2200
Mo 202.032	1.8156	1.8018	-0.2824u
Na 330.237	35.1615	-192.002u	188.831
Ni 231.604	-0.9709u	-0.5481u	0.2445
Pb 220.353	-1.5016u	3.3372	-1.7630u
Sb 206.834	-0.3489u	5.8084	6.3140
Se 196.026	-0.2885u	-2.1864u	-0.0280u
Sn 189.925	-0.4630u	-0.6920u	-1.5116u
Sr 216.596	-2.3162u	0.2112	-1.1619u
Ti 334.941	-0.0203u	0.1464	-0.0103u
Tl 190.794	-5.5892u	-1.3323u	0.0519
V 292.401	0.2562	1.3762	0.6995
Zn 206.200	-0.8527u	0.6986	0.0873

Label	Sol'n Conc.	Units	SD	%RSD	Int. (c/s)
Ag 328.068	0.4614	ppb	0.0950	20.6	-43.4822
Al 308.215	-13.2195	ppb	1.4081	10.7	1042.67
As 188.980	1.1053	ppb	4.8936	442.8	-4.3945
B 249.678	-0.6527	ppb	0.2544	39.0	103.068
Ba 389.178	1.7106	ppb	1.5784	92.3	-38.4570
Be 313.042	0.0496	ppb	0.0087	17.6	-247.827
Ca 370.602	59.98	ppb	6.602	11.0	24.73
Cd 226.502	-0.0689	ppb	0.0432	62.7	17.0555
Co 228.615	-0.4957	ppb	0.6407	129.3	-1.0378
Cr 267.716	-0.0754	ppb	0.3181	422.1	5.7521
Cu 324.754	-1.4935	ppb	1.0784	72.2	305.308
Fe 271.441	4.8135	ppb	11.6275	241.6	15.0312
K 766.491	1.9435	ppb	0.3850	19.8	414.711
Mg 279.078	0.4621	ppb	5.6840	1229.9	43.0058
Mn 257.610	0.2407	ppb	0.0180	7.5	49.1791
Mo 202.032	1.1117	ppb	1.2073	108.6	11.0346
Na 330.237	10.6636	ppb	191.595	1796.7	34.0492
Ni 231.604	-0.4248	ppb	0.6170	145.2	3.0158
Pb 220.353	0.0242	ppb	2.8721	11871.3	13.9630
Sb 206.834	3.9245	ppb	3.7095	94.5	0.9314
Se 196.026	-0.8343	ppb	1.1782	141.2	5.0110
Sn 189.925	-0.8889	ppb	0.5513	62.0	-10.1220
Sr 216.596	-1.0890	ppb	1.2653	116.2	10.5926
Ti 334.941	0.0386	ppb	0.0935	242.1	5.3187
Tl 190.794	-2.2899	ppb	2.9399	128.4	-11.2868
V 292.401	0.7773	ppb	0.5640	72.6	-7.3002
Zn 206.200	-0.0223	ppb	0.7815	3509.1	7.3757

640-43781-a-23-a (Samp) 6/6/2013, 8:30:53 PM Rack 3, Tube 3
Weight: 1 Volume: 1 Dilution: 1

Label	Replicates Concentration		
Ag 328.068	0.3713	0.6978	0.6780
Al 308.215	-4.2495u	0.2558	-2.5050u
As 188.980	-0.2536u	-2.8773u	5.4620
B 249.678	1.2782	2.2795	1.4386
Ba 389.178	-1.2291u	-3.1657u	0.4801
Be 313.042	0.0671	0.0654	0.0635
Ca 370.602	28.58	37.33	21.46
Cd 226.502	-0.2128u	0.2527	-0.3300u
Co 228.615	-0.3347u	-0.7197u	-0.2476u
Cr 267.716	-0.0599u	0.1354	-0.0302u
Cu 324.754	-1.5729u	-1.3695u	-1.6305u
Fe 271.441	-6.5681u	3.4064	-11.9965u
K 766.491	-0.4753u	-1.9490u	-0.9287u
Mg 279.078	-2.1583u	0.9823	-2.8900u
Mn 257.610	0.2634	0.2262	0.3050
Mo 202.032	-1.0328u	-0.1247u	-0.2987u
Na 330.237	145.593	288.536	-21.3371u
Ni 231.604	0.3324	0.3896	-3.6304u
Pb 220.353	5.0689	2.5083	-1.9300u
Sb 206.834	4.7342	7.7295	5.9797
Se 196.026	-3.6128u	-7.7954u	-0.9467u
Sn 189.925	3.0944	5.9411	-5.1820u
Sr 216.596	-0.2033u	-0.3184u	-0.5381u
Ti 334.941	0.1193	-0.0963u	0.0902
Tl 190.794	-1.2002u	-9.3665u	2.8275
V 292.401	0.8033	0.2191	0.7185
Zn 206.200	-1.6484u	-0.5915u	-1.1430u

Label	Sol'n Conc.	Units	SD	%RSD	Int. (c/s)
Ag 328.068	0.5824	ppb	0.1831	31.4	-39.4361
Al 308.215	-2.1662	ppb	2.2716	104.9	1073.05
As 188.980	0.7770	ppb	4.2641	548.8	-4.5073
B 249.678	1.6654	ppb	0.5378	32.3	129.993
Ba 389.178	-1.3049	ppb	1.8241	139.8	-54.0798
Be 313.042	0.0653	ppb	0.0018	2.7	-227.461
Ca 370.602	29.12	ppb	7.946	27.3	0.0973
Cd 226.502	-0.0967	ppb	0.3082	318.8	16.5610
Co 228.615	-0.4340	ppb	0.2513	57.9	-0.6656
Cr 267.716	0.0151	ppb	0.1052	696.5	7.6199
Cu 324.754	-1.5243	ppb	0.1371	9.0	304.431
Fe 271.441	-5.0527	ppb	7.8124	154.6	7.6790
K 766.491	-1.1177	ppb	0.7548	67.5	355.341
Mg 279.078	-1.3553	ppb	2.0573	151.8	40.4716
Mn 257.610	0.2649	ppb	0.0394	14.9	51.6069
Mo 202.032	-0.4854	ppb	0.4820	99.3	6.8848
Na 330.237	137.598	ppb	155.091	112.7	37.5493
Ni 231.604	-0.9695	ppb	2.3047	237.7	2.2756
Pb 220.353	1.8824	ppb	3.5412	188.1	15.1760
Sb 206.834	6.1478	ppb	1.5047	24.5	2.1761
Se 196.026	-4.1183	ppb	3.4522	83.8	3.7556
Sn 189.925	1.2845	ppb	5.7782	449.8	-9.3092
Sr 216.596	-0.3533	ppb	0.1701	48.1	13.5224
Ti 334.941	0.0377	ppb	0.1170	309.9	5.2329
Tl 190.794	-2.5797	ppb	6.2129	240.8	-11.3894
V 292.401	0.5803	ppb	0.3156	54.4	-9.1586
Zn 206.200	-1.1276	ppb	0.5286	46.9	6.3708

E06062013.vvq. All Data Report 6/7/2013, 10:03:32 AM

680-90951-a-1-d (Samp) **6/6/2013, 8:35:29 PM** **Rack 3, Tube 4**
Weight: 1 **Volume: 1** **Dilution: 1**

Label	Replicates Concentration		
Ag 328.068	0.4230	0.4508	0.1406u
Al 308.215	1125.08	1135.14	1130.60
As 188.980	-7.4884u	14.9877	4.7390
B 249.678	9.5314	9.3020	9.0437
Ba 389.178	-0.8910	2.8486	1.7870
Be 313.042	-0.0377	-0.0469	-0.0479
Ca 370.602	546691	551191	551599
Cd 226.502	0.0700	-0.1969u	0.0566
Co 228.615	2.0739	2.5116	1.5578
Cr 267.716	3.1972	3.4699	3.6659
Cu 324.754	7.8727	7.8080	7.4635
Fe 271.441	72.5666	54.8323	67.7405
K 766.491	1302.25	1294.70	1290.88
Mg 279.078	9734.95	9745.92	9738.93
Mn 257.610	111.175	110.777	110.842
Mo 202.032	-0.3605u	-0.0839u	-0.0571u
Na 330.237	23876.3	24126.5	23552.8
Ni 231.604	13.8421	15.3231	14.0307
Pb 220.353	-2.5060u	0.4288	0.6811
Sb 206.834	5.4272	6.9772	9.0648
Se 196.026	20.8399	6.1369	20.6682
Sn 189.925	0.2866	6.0059	-2.6668u
Sr 216.596	590.488	589.609	589.819
Ti 334.941	1.1816	1.2248	1.0282
Tl 190.794	-1.1029u	-10.3926u	-8.7796u
V 292.401	0.5024	-1.5048u	-1.4940u
Zn 206.200	-2.3098u	1.8039	-1.7042u

Label	Sol'n Conc.	Units	SD	%RSD	Int. (c/s)
Ag 328.068	0.3381	ppb	0.1716	50.8	-59.1770
Al 308.215	1130.27	ppb	5.0384	0.4	4188.24
As 188.980	4.0794	ppb	11.2526	275.8	-3.3633
B 249.678	9.2923	ppb	0.2440	2.6	218.480
Ba 389.178	1.2482	ppb	1.9272	154.4	-35.1078
Be 313.042	-0.0441	ppb	0.0056	12.7	-246.844
Ca 370.602	549827	ppb	2724	0.5	438522
Cd 226.502	-0.0234	ppb	0.1504	641.5	17.9456
Co 228.615	2.0478	ppb	0.4775	23.3	13.4823
Cr 267.716	3.4443	ppb	0.2354	6.8	78.7477
Cu 324.754	7.7147	ppb	0.2200	2.9	560.733
Fe 271.441	65.0465	ppb	9.1690	14.1	60.0738
K 766.491	1295.95	ppb	5.7852	0.4	25511.9
Mg 279.078	9739.93	ppb	5.5536	0.1	13613.3
Mn 257.610	110.931	ppb	0.2134	0.2	11216.6
Mo 202.032	-0.1672	ppb	0.1680	100.5	7.7114
Na 330.237	23851.9	ppb	287.666	1.2	689.478
Ni 231.604	14.3986	ppb	0.8062	5.6	23.1573
Pb 220.353	-0.4654	ppb	1.7717	380.7	13.6463
Sb 206.834	7.1564	ppb	1.8254	25.5	2.7501
Se 196.026	15.8816	ppb	8.4396	53.1	11.4219
Sn 189.925	1.2086	ppb	4.4093	364.8	-9.2355
Sr 216.596	589.972	ppb	0.4589	0.1	2381.42
Ti 334.941	1.1449	ppb	0.1034	9.0	121.860
Tl 190.794	-6.7584	ppb	4.9637	73.4	-12.8900
V 292.401	-0.8321	ppb	1.1558	138.9	-23.2547
Zn 206.200	-0.7367	ppb	2.2209	301.5	-6.7188

E06062013.vvq. All Data Report 6/7/2013, 10:03:32 AM

680-90951-b-2-b (Samp) 6/6/2013, 8:40:05 PM Rack 3, Tube 5

Weight: 1

Volume: 1

Dilution: 1

Label	Replicates Concentration		
Ag 328.068	-4.5319u	-4.7002u	-4.0790u
Al 308.215	273751	274694	272987
As 188.980	140.088	141.771	135.485
B 249.678	55.5315u	54.3804u	54.6625u
Ba 389.178	-69.1954u	-74.9774u	-73.7316u
Be 313.042	2.1405	2.1588	2.1442
Ca 370.602	242045	242005	241337
Cd 226.502	0.0956	0.4952	-0.5927
Co 228.615	580.098	579.597	576.929
Cr 267.716	45.9740	45.9145	44.7589
Cu 324.754	31296.5	30771.8	30712.9
Fe 271.441	614032	615391	611867
K 766.491	357.206	359.610	358.155
Mg 279.078	24710.1	24731.7	24595.2
Mn 257.610	2669.61	2676.91	2659.25
Mo 202.032	5.3524	7.3115	5.6574
Na 330.237	57544.8	57150.2	56453.4
Ni 231.604	290.977	291.196	284.756
Pb 220.353	1.5118	2.0648	1.0548
Sb 206.834	6.6879	0.9443	-1.6855
Se 196.026	81.8897	86.1575	84.6955
Sn 189.925	4.5343	10.7025	3.3560
Sr 216.596	823.978	823.657	820.326
Ti 334.941	2.2237	2.3569	2.2654
Tl 190.794	-21.9014u	-13.1875u	-10.9624u
V 292.401	60.7443	60.7499	60.9302
Zn 206.200	244.341	245.093	243.190

Label	Sol'n Conc.	Units	SD	%RSD	Int. (c/s)
Ag 328.068	-4.4370	ppb	0.3213	7.2	-219.182
Al 308.215	273811	ppb	855.376	0.3	754266
As 188.980	139.115	ppb	3.2537	2.3	41.3780
B 249.678	54.8581	ppb	0.6000	1.1	-252.354
Ba 389.178	-72.6348	ppb	3.0430	4.2	-263.476
Be 313.042	2.1478	ppb	0.0097	0.4	2509.35
Ca 370.602	241796	ppb	397.6	0.2	180486
Cd 226.502	-0.0006	ppb	0.5503	87766.8	791.647
Co 228.615	578.874	ppb	1.7037	0.3	3309.26
Cr 267.716	45.5491	ppb	0.6850	1.5	1015.80
Cu 324.754	30927.1	ppb	321.300	1.0	858319
Fe 271.441	613763	ppb	1777.05	0.3	457571
K 766.491	358.324	ppb	1.2110	0.3	7326.71
Mg 279.078	24679.0	ppb	73.3674	0.3	34420.8
Mn 257.610	2668.59	ppb	8.8708	0.3	269169
Mo 202.032	6.1071	ppb	1.0541	17.3	12.8653
Na 330.237	57049.4	ppb	552.617	1.0	1501.10
Ni 231.604	288.976	ppb	3.6562	1.3	402.342
Pb 220.353	1.5438	ppb	0.5058	32.8	30.1771
Sb 206.834	1.9823	ppb	4.2821	216.0	7.8915
Se 196.026	84.2476	ppb	2.1689	2.6	34.0772
Sn 189.925	6.1976	ppb	3.9456	63.7	-7.4282
Sr 216.596	822.654	ppb	2.0226	0.2	3496.74
Ti 334.941	2.2820	ppb	0.0681	3.0	276.957
Tl 190.794	-15.3504	ppb	5.7814	37.7	-29.8370
V 292.401	60.8081	ppb	0.1057	0.2	585.187
Zn 206.200	244.208	ppb	0.9585	3.9	237.124

E06062013.vvq. All Data Report 6/7/2013, 10:03:32 AM

680-90951-b-2-c ms (Samp) 6/6/2013, 8:44:41 PM Rack 3, Tube 6**Weight: 1****Volume: 1****Dilution: 1**

Label	Replicates Concentration		
Ag 328.068	48.4784	47.9411	47.2378
Al 308.215	270485	267212	269575
As 188.980	213.353	211.880	229.652
B 249.678	229.230	228.060	231.843
Ba 389.178	24.5619	23.1596	27.0223
Be 313.042	48.1284	47.5354	48.1211
Ca 370.602	238767	236677	239132
Cd 226.502	48.1790	47.2751	48.1323
Co 228.615	608.862	601.444	612.966
Cr 267.716	141.063	140.046	141.193
Cu 324.754	30097.2	29868.6	29579.7
Fe 271.441	598829	592111	599882
K 766.491	6228.25	6145.46	6257.97
Mg 279.078	28647.9	28363.7	28650.9
Mn 257.610	3081.65	3046.50	3089.84
Mo 202.032	107.258	106.509	107.753
Na 330.237	60558.4	59639.8	60920.8
Ni 231.604	376.074	376.017	376.874
Pb 220.353	52.8139	69.7287	48.6867
Sb 206.834	45.8113	52.7487	55.5824
Se 196.026	181.813	177.393	186.570
Sn 189.925	189.500	188.545	190.619
Sr 216.596	897.074	888.669	897.210
Ti 334.941	99.4179	97.9540	99.2690
Tl 190.794	14.4252u	24.3440u	1.6491u
V 292.401	155.162	155.243	156.566
Zn 206.200	332.600	332.747	329.805

Label	Sol'n Conc.	Units	SD	%RSD	Int. (c/s)
Ag 328.068	47.8858	ppb	0.6222	1.3	1534.61
Al 308.215	269090	ppb	1689.73	0.6	741276
As 188.980	218.295	ppb	9.8627	4.5	68.7133
B 249.678	229.711	ppb	1.9364	0.8	1806.09
Ba 389.178	24.9146	ppb	1.9553	7.8	240.265
Be 313.042	47.9283	ppb	0.3403	0.7	61380.1
Ca 370.602	238192	ppb	1324	0.6	177967
Cd 226.502	47.8621	ppb	0.5089	1.1	1624.10
Co 228.615	607.757	ppb	5.8399	1.0	3473.26
Cr 267.716	140.768	ppb	0.6280	0.4	2978.18
Cu 324.754	29848.5	ppb	259.319	0.9	828399
Fe 271.441	596941	ppb	4215.92	0.7	445033
K 766.491	6210.56	ppb	58.3010	0.9	120831
Mg 279.078	28554.2	ppb	164.952	0.6	39815.4
Mn 257.610	3072.66	ppb	23.0273	0.7	309791
Mo 202.032	107.173	ppb	0.6261	0.6	275.723
Na 330.237	60373.0	ppb	660.312	1.1	1594.33
Ni 231.604	376.322	ppb	0.4793	0.1	520.820
Pb 220.353	57.0764	ppb	11.1498	19.5	65.9298
Sb 206.834	51.3808	ppb	5.0271	9.8	35.0742
Se 196.026	181.925	ppb	4.5895	2.5	71.6033
Sn 189.925	189.555	ppb	1.0379	0.5	61.1453
Sr 216.596	894.318	ppb	4.8921	0.5	3775.13
Ti 334.941	98.8803	ppb	0.8057	0.8	9230.43
Tl 190.794	13.4728	ppb	11.3774	84.4	-19.2560
V 292.401	155.657	ppb	0.7883	0.5	1516.73
Zn 206.200	331.717	ppb	1.6578	0.5	317.339

E06062013.vvq. All Data Report 6/7/2013, 10:03:32 AM

680-90951-b-2-d msd (Samp) 6/6/2013, 8:49:18 PM Rack 3, Tube 7
Weight: 1 Volume: 1 Dilution: 1

Label	Replicates Concentration		
Ag 328.068	49.7421	49.1691	50.6099
Al 308.215	270848	270873	270805
As 188.980	221.005	236.878	211.949
B 249.678	233.569	232.907	234.867
Ba 389.178	22.1260	25.7910	23.5469
Be 313.042	48.1257	48.1023	48.1479
Ca 370.602	241328	241140	240403
Cd 226.502	47.6753	48.4161	48.4316
Co 228.615	616.501	612.364	604.447
Cr 267.716	141.947	141.179	140.867
Cu 324.754	30265.4	29673.8	29984.2
Fe 271.441	601744	601844	601864
K 766.491	6228.99	6220.97	6180.31
Mg 279.078	28760.8	28793.1	28698.5
Mn 257.610	3098.23	3099.14	3096.49
Mo 202.032	104.580	107.433	104.935
Na 330.237	60852.2	60640.1	60957.7
Ni 231.604	380.275	378.265	369.013
Pb 220.353	61.4149	48.3136	59.6219
Sb 206.834	57.5437	47.6591	47.8621
Se 196.026	171.018	179.019	177.812
Sn 189.925	197.318	189.191	201.322
Sr 216.596	899.235	899.222	897.714
Ti 334.941	99.1791	99.2432	99.1357
Tl 190.794	20.5538u	17.1705u	6.9522u
V 292.401	156.833	157.522	155.457
Zn 206.200	332.434	328.691	322.767

Label	Sol'n Conc.	Units	SD	%RSD	Int. (c/s)
Ag 328.068	49.8404	ppb	0.7254	1.5	1600.13
Al 308.215	270842	ppb	34.1233	0.0	746094
As 188.980	223.277	ppb	12.6191	5.7	70.4162
B 249.678	233.781	ppb	0.9970	0.4	1845.33
Ba 389.178	23.8213	ppb	1.8478	7.8	235.888
Be 313.042	48.1253	ppb	0.0228	0.0	61634.2
Ca 370.602	240957	ppb	489.0	0.2	180074
Cd 226.502	48.1743	ppb	0.4323	0.9	1635.88
Co 228.615	611.104	ppb	6.1250	1.0	3492.43
Cr 267.716	141.331	ppb	0.5559	0.4	2990.36
Cu 324.754	29974.5	ppb	295.912	1.0	831894
Fe 271.441	601817	ppb	64.3691	0.0	448668
K 766.491	6210.09	ppb	26.1021	0.4	120822
Mg 279.078	28750.8	ppb	48.0687	0.2	40089.3
Mn 257.610	3097.96	ppb	1.3471	0.0	312341
Mo 202.032	105.649	ppb	1.5549	1.5	271.673
Na 330.237	60816.7	ppb	161.729	0.3	1605.75
Ni 231.604	375.851	ppb	6.0066	1.6	520.230
Pb 220.353	56.4502	ppb	7.1032	12.6	65.6446
Sb 206.834	51.0217	ppb	5.6492	11.1	34.9520
Se 196.026	175.950	ppb	4.3133	2.5	69.2920
Sn 189.925	195.944	ppb	6.1812	3.2	63.5350
Sr 216.596	898.724	ppb	0.8742	0.1	3794.37
Ti 334.941	99.1860	ppb	0.0541	0.1	9259.27
Tl 190.794	14.8922	ppb	7.0812	47.6	-18.8654
V 292.401	156.604	ppb	1.0513	0.7	1526.17
Zn 206.200	327.964	ppb	4.8745	1.5	308.957

E06062013.vvq. All Data Report 6/7/2013, 10:03:32 AM

680-90962-b-11-b (Samp) **6/6/2013, 8:53:54 PM** **Rack 3, Tube 8**
Weight: 1 **Volume: 1** **Dilution: 1**

Label	Replicates Concentration		
Ag 328.068	1.0142	0.6858	0.0885
Al 308.215	5047.13	5028.90	5008.99
As 188.980	-2.2096u	-0.6366u	9.3232
B 249.678	93.7444	93.7969	93.9385
Ba 389.178	67.1183	63.4541	67.1106
Be 313.042	0.1741	0.1760	0.1804
Ca 370.602	11327	11300	11251
Cd 226.502	-0.1182u	-0.4284u	-0.2505u
Co 228.615	2.0287	1.0556	2.1482
Cr 267.716	0.6505	0.4865	0.1317
Cu 324.754	1.3967	1.0060	2.9570
Fe 271.441	650.198	636.172	674.130
K 766.491	231.747	231.588	232.345
Mg 279.078	5086.09	5063.05	5025.83
Mn 257.610	49.2108	49.0493	48.9808
Mo 202.032	-2.0281u	0.0622	1.3842
Na 330.237	46065.5	46161.4	45781.7
Ni 231.604	2.3682	4.9635	4.9532
Pb 220.353	13.5716	13.0383	14.7265
Sb 206.834	3.2068	7.3531	-2.4144u
Se 196.026	-0.9838u	-7.2757u	-13.6178u
Sn 189.925	4.1875	0.4963	3.7353
Sr 216.596	121.558	121.845	119.032
Ti 334.941	0.1849	0.0576	-0.0274
Tl 190.794	-13.5676u	1.6891	-1.2736u
V 292.401	0.4554	1.0660	1.7896
Zn 206.200	3.1168	2.2220	0.4415

Label	Sol'n Conc.	Units	SD	%RSD	Int. (c/s)
Ag 328.068	0.5962	ppb	0.4693	78.7	-41.2062
Al 308.215	5028.34	ppb	19.0733	0.4	14911.0
As 188.980	2.1590	ppb	6.2540	289.7	-4.0057
B 249.678	93.8266	ppb	0.1004	0.1	1199.40
Ba 389.178	65.8944	ppb	2.1133	3.2	297.142
Be 313.042	0.1769	ppb	0.0032	1.8	-84.8853
Ca 370.602	11293	ppb	38.59	0.3	8971
Cd 226.502	-0.2657	ppb	0.1556	58.6	14.2907
Co 228.615	1.7442	ppb	0.5993	34.4	11.7471
Cr 267.716	0.4229	ppb	0.2652	62.7	16.5544
Cu 324.754	1.7866	ppb	1.0322	57.8	396.383
Fe 271.441	653.500	ppb	19.1935	2.9	498.720
K 766.491	231.893	ppb	0.3991	0.2	4874.59
Mg 279.078	5058.32	ppb	30.4082	0.6	7089.50
Mn 257.610	49.0803	ppb	0.1181	0.2	4978.67
Mo 202.032	-0.1939	ppb	1.7205	887.5	7.6300
Na 330.237	46002.9	ppb	197.468	0.4	1298.33
Ni 231.604	4.0949	ppb	1.4954	36.5	9.1634
Pb 220.353	13.7788	ppb	0.8630	6.3	22.9212
Sb 206.834	2.7152	ppb	4.9023	180.6	0.2796
Se 196.026	-7.2924	ppb	6.3170	86.6	2.5473
Sn 189.925	2.8064	ppb	2.0133	71.7	-8.7308
Sr 216.596	120.811	ppb	1.5480	1.3	496.109
Ti 334.941	0.0717	ppb	0.1068	149.0	14.9443
Tl 190.794	-4.3841	ppb	8.0900	184.5	-12.0508
V 292.401	1.1037	ppb	0.6679	60.5	-4.1298
Zn 206.200	1.9268	ppb	1.3619	70.7	9.1501

E06062013.wvq. All Data Report 6/7/2013, 10:03:32 AM

680-90984-d-1-a (Samp) 6/6/2013, 8:58:30 PM Rack 3, Tube 9

Weight: 1 Volume: 1 Dilution: 1

Label	Replicates Concentration		
Ag 328.068	0.4325	0.2815	0.3243
Al 308.215	27.4981	26.4949	19.5160
As 188.980	-0.1923u	4.6297	4.3964
B 249.678	63.6151	63.2515	63.0286
Ba 389.178	100.437	101.872	101.291
Be 313.042	0.0451	0.0450	0.0531
Ca 370.602	53674	53302	52976
Cd 226.502	0.0412	-0.3515u	-0.4499u
Co 228.615	-0.0484u	0.8431	-0.9038u
Cr 267.716	0.1602	0.3767	-0.0443u
Cu 324.754	-0.9805u	-1.7293u	-2.9004u
Fe 271.441	55.6518	57.2503	34.5834
K 766.491	1919.43	1917.28	1916.22
Mg 279.078	16759.0	16743.5	16648.8
Mn 257.610	18.2099	18.1022	18.0180
Mo 202.032	1.7781	2.4443	1.9623
Na 330.237	19427.1	19421.3	19227.1
Ni 231.604	0.3119	4.2625	0.9024
Pb 220.353	-2.9089u	-3.4813u	-6.1454u
Sb 206.834	0.4580	6.8834	-0.4078u
Se 196.026	-6.0626u	-2.9789u	1.0908
Sn 189.925	5.0365	-5.5332u	3.8785
Sr 216.596	357.522	356.979	354.417
Ti 334.941	-0.0314	-0.2474	0.0219
Tl 190.794	-7.9575u	-13.5932u	-1.3326u
V 292.401	1.3440	1.1778	0.9053
Zn 206.200	1.1729	1.4874	0.5542

Label	Sol'n Conc.	Units	SD	%RSD	Int. (c/s)
Ag 328.068	0.3461	ppb	0.0778	22.5	-54.2090
Al 308.215	24.5030	ppb	4.3479	17.7	1146.42
As 188.980	2.9446	ppb	2.7191	92.3	-3.7609
B 249.678	63.2984	ppb	0.2960	0.5	845.800
Ba 389.178	101.200	ppb	0.7217	0.7	486.746
Be 313.042	0.0477	ppb	0.0046	9.7	-240.294
Ca 370.602	53317	ppb	349.5	0.7	42502
Cd 226.502	-0.2534	ppb	0.2598	102.5	13.8851
Co 228.615	-0.0364	ppb	0.8735	2400.8	1.5690
Cr 267.716	0.1642	ppb	0.2105	128.2	10.8765
Cu 324.754	-1.8701	ppb	0.9677	51.7	294.883
Fe 271.441	49.1618	ppb	12.6506	25.7	48.1211
K 766.491	1917.64	ppb	1.6315	0.1	37569.8
Mg 279.078	16717.1	ppb	59.6781	0.4	23336.9
Mn 257.610	18.1100	ppb	0.0962	0.5	1905.91
Mo 202.032	2.0616	ppb	0.3440	16.7	13.5016
Na 330.237	19358.5	ppb	113.821	0.6	565.936
Ni 231.604	1.8256	ppb	2.1310	116.7	6.0739
Pb 220.353	-4.1785	ppb	1.7272	41.3	11.2235
Sb 206.834	2.3112	ppb	3.9832	172.3	0.0313
Se 196.026	-2.6502	ppb	3.5880	135.4	4.3200
Sn 189.925	1.1273	ppb	5.7971	514.3	-9.3554
Sr 216.596	356.306	ppb	1.6582	0.5	1434.23
Ti 334.941	-0.0856	ppb	0.1426	166.5	18.4745
Tl 190.794	-7.6277	ppb	6.1369	80.5	-13.1851
V 292.401	1.1424	ppb	0.2214	19.4	-3.7250
Zn 206.200	1.0715	ppb	0.4748	44.3	8.3695

E06062013.vvq. All Data Report 6/7/2013, 10:03:32 AM

680-90984-d-1-a (Samp) 6/6/2013, 9:03:06 PM Rack 3, Tube 10

Weight: 1

Volume: 1

Dilution: 1

Label	Replicates Concentration		
Ag 328.068	0.5430	0.7794	0.1012
Al 308.215	10.8853	10.4286	9.5955
As 188.980	3.3333	4.4411	3.0621
B 249.678	13.6200	14.5335	14.7577
Ba 389.178	20.7880	21.0504	20.1373
Be 313.042	0.0515	0.0534	0.0556
Ca 370.602	11353	11470	11473
Cd 226.502	-0.5017u	-0.1746u	0.1220
Co 228.615	0.3272	-0.0694u	-0.0239u
Cr 267.716	-0.1315u	-0.3166u	-0.3338u
Cu 324.754	-4.0828u	-2.6049u	-1.8560u
Fe 271.441	24.0845	3.9771	19.1008
K 766.491	355.045	355.557	356.960
Mg 279.078	3588.17	3604.50	3612.67
Mn 257.610	3.8003	3.9655	3.8754
Mo 202.032	-0.0382u	2.8624	1.1419
Na 330.237	4011.15	3904.49	4413.13
Ni 231.604	-1.2000u	0.7996	0.4719
Pb 220.353	2.3906	-10.8945u	-0.7949u
Sb 206.834	14.8300	2.5178	-1.8105u
Se 196.026	-7.1638u	-11.2030u	5.2827
Sn 189.925	3.3767	-2.6034u	-7.6925u
Sr 216.596	76.0436	74.9814	77.9393
Ti 334.941	-0.1650u	-0.1240u	-0.1132u
Tl 190.794	-11.5913u	-3.9148u	0.8213
V 292.401	1.3545	2.0511	0.8023
Zn 206.200	0.2826	0.1105	-3.8746u

Label	Sol'n Conc.	Units	SD	%RSD	Int. (c/s)
Ag 328.068	0.4746	ppb	0.3443	72.5	-44.5177
Al 308.215	10.3031	ppb	0.6540	6.3	1107.32
As 188.980	3.6122	ppb	0.7305	20.2	-3.5307
B 249.678	14.3037	ppb	0.6027	4.2	276.772
Ba 389.178	20.6586	ppb	0.4701	2.3	61.8163
Be 313.042	0.0535	ppb	0.0021	3.8	-240.734
Ca 370.602	11432	ppb	68.44	0.6	9095
Cd 226.502	-0.1848	ppb	0.3120	168.8	15.0172
Co 228.615	0.0780	ppb	0.2170	278.4	2.2241
Cr 267.716	-0.2606	ppb	0.1122	43.0	1.9669
Cu 324.754	-2.8479	ppb	1.1331	39.8	267.742
Fe 271.441	15.7208	ppb	10.4712	66.6	23.1970
K 766.491	355.854	ppb	0.9911	0.3	7278.81
Mg 279.078	3601.78	ppb	12.4725	0.3	5061.29
Mn 257.610	3.8804	ppb	0.0827	2.1	428.077
Mo 202.032	1.3221	ppb	1.4587	110.3	11.5806
Na 330.237	4109.59	ppb	268.227	6.5	146.743
Ni 231.604	0.0238	ppb	1.0725	4497.2	3.6250
Pb 220.353	-3.0996	ppb	6.9360	223.8	11.9255
Sb 206.834	5.1791	ppb	8.6336	166.7	1.6238
Se 196.026	-4.3614	ppb	8.5927	197.0	3.6633
Sn 189.925	-2.3064	ppb	5.5406	240.2	-10.6495
Sr 216.596	76.3214	ppb	1.4984	2.0	318.933
Ti 334.941	-0.1341	ppb	0.0273	20.4	-5.3601
Tl 190.794	-4.8949	ppb	6.2641	128.0	-12.2116
V 292.401	1.4026	ppb	0.6258	44.6	-1.1209
Zn 206.200	-1.1605	ppb	2.3521	202.7	6.3417

E06062013.wvq. All Data Report 6/7/2013, 10:03:32 AM

680-90984-d-1-a (Samp) **6/6/2013, 9:07:43 PM** **Rack 3, Tube 11****Weight: 1** **Volume: 1** **Dilution: 1**

Label	Replicates Concentration		
Ag 328.068	57.4210	56.4948	54.3901
Al 308.215	2031.34	2014.45	1951.34
As 188.980	2115.32	2117.17	2046.70
B 249.678	1124.92	1124.44	1101.72
Ba 389.178	2314.68	2307.16	2245.14
Be 313.042	52.5713	52.1869	50.5833
Ca 370.602	59746	59534	59198
Cd 226.502	54.0896	53.4925	52.4981
Co 228.615	551.971	546.908	537.654
Cr 267.716	223.016	221.926	214.609
Cu 324.754	268.681	267.654	259.822
Fe 271.441	1111.15	1106.06	1084.13
K 766.491	7963.35	7972.44	7817.21
Mg 279.078	22859.9	22838.0	22681.8
Mn 257.610	588.898	584.445	567.314
Mo 202.032	594.605	590.027	573.820
Na 330.237	25907.8	26061.9	25494.3
Ni 231.604	549.966	546.827	533.021
Pb 220.353	564.102	549.664	546.357
Sb 206.834	542.833	538.044	538.627
Se 196.026	2189.25	2174.24	2136.67
Sn 189.925	1153.43	1124.43	1103.96
Sr 216.596	955.535	950.116	933.875
Ti 334.941	1100.08	1091.53	1057.13
Tl 190.794	2307.23	2250.03	2244.64
V 292.401	543.596	543.318	532.407
Zn 206.200	529.688	529.920	511.639

Label	Sol'n Conc.	Units	SD	%RSD	Int. (c/s)
Ag 328.068	56.1020	ppb	1.5532	2.8	1806.15
Al 308.215	1999.04	ppb	42.1644	2.1	6540.14
As 188.980	2093.06	ppb	40.1622	1.9	716.415
B 249.678	1117.02	ppb	13.2565	1.2	13083.5
Ba 389.178	2288.99	ppb	38.1644	1.7	11824.0
Be 313.042	51.7805	ppb	1.0545	2.0	66226.3
Ca 370.602	59492	ppb	276.5	0.5	47556
Cd 226.502	53.3601	ppb	0.8040	1.5	971.508
Co 228.615	545.511	ppb	7.2602	1.3	3112.68
Cr 267.716	219.850	ppb	4.5718	2.1	4541.51
Cu 324.754	265.386	ppb	4.8457	1.8	7714.19
Fe 271.441	1100.45	ppb	14.3601	1.3	864.800
K 766.491	7917.67	ppb	87.1173	1.1	153940
Mg 279.078	22793.2	ppb	97.1076	0.4	31797.6
Mn 257.610	580.219	ppb	11.3953	2.0	58446.9
Mo 202.032	586.151	ppb	10.9212	1.9	1530.85
Na 330.237	25821.3	ppb	293.483	1.1	737.248
Ni 231.604	543.271	ppb	9.0149	1.7	741.255
Pb 220.353	553.375	ppb	9.4363	1.7	374.426
Sb 206.834	539.835	ppb	2.6127	0.5	295.687
Se 196.026	2166.72	ppb	27.0865	1.3	833.725
Sn 189.925	1127.27	ppb	24.8573	2.2	411.812
Sr 216.596	946.509	ppb	11.2718	1.2	3776.56
Ti 334.941	1082.91	ppb	22.7339	2.1	100352
Tl 190.794	2267.30	ppb	34.6833	1.5	794.680
V 292.401	539.774	ppb	6.3812	1.2	5294.85
Zn 206.200	523.749	ppb	10.4885	2.0	482.929

E06062013.wvq. All Data Report 6/7/2013, 10:03:32 AM

680-90984-d-4-a (Samp) 6/6/2013, 9:12:19 PM Rack 3, Tube 12

Weight: 1

Volume: 1

Dilution: 1

Label	Replicates Concentration		
Ag 328.068	0.8060	0.3303	0.7530
Al 308.215	3.4605	-0.3546u	-1.7291u
As 188.980	1.8824	10.3495	0.6511
B 249.678	96.8551	96.7032	95.5518
Ba 389.178	129.271	129.393	131.617
Be 313.042	0.0483	0.0558	0.0547
Ca 370.602	54550	54794	54626
Cd 226.502	-0.2108u	-0.0692u	-0.4627u
Co 228.615	-1.0947u	0.0477	-0.9399u
Cr 267.716	-0.5982u	0.0354	-0.2445u
Cu 324.754	-2.0821u	-2.2584u	-1.6912u
Fe 271.441	519.509	526.903	510.591
K 766.491	1997.73	1994.14	2012.90
Mg 279.078	17435.5	17485.9	17487.9
Mn 257.610	383.615	384.428	385.057
Mo 202.032	4.8033	1.4383	3.0831
Na 330.237	21760.9	21350.3	20955.3
Ni 231.604	2.5455	-2.4731u	0.0559
Pb 220.353	7.7318	5.6755	-1.7057u
Sb 206.834	-1.2625u	3.6750	8.9009
Se 196.026	-11.2590u	0.5511	-3.4004u
Sn 189.925	-0.1686u	1.8124	-2.9569u
Sr 216.596	391.935	392.546	394.415
Ti 334.941	-0.0148	0.1344	0.0264
Tl 190.794	2.1052	-12.9573u	-0.4062u
V 292.401	0.3354	0.5813	1.4244
Zn 206.200	-1.0771u	2.3839	-0.5615u

Label	Sol'n Conc.	Units	SD	%RSD	Int. (c/s)
Ag 328.068	0.6298	ppb	0.2607	41.4	-44.6977
Al 308.215	0.4590	ppb	2.6887	585.8	1080.35
As 188.980	4.2944	ppb	5.2799	123.0	-3.2986
B 249.678	96.3700	ppb	0.7127	0.7	1229.18
Ba 389.178	130.094	ppb	1.3209	1.0	636.921
Be 313.042	0.0529	ppb	0.0040	7.6	-233.573
Ca 370.602	54657	ppb	125.1	0.2	43564
Cd 226.502	-0.2476	ppb	0.1993	80.5	14.5766
Co 228.615	-0.6623	ppb	0.6197	93.6	-2.0033
Cr 267.716	-0.2691	ppb	0.3175	118.0	2.6807
Cu 324.754	-2.0106	ppb	0.2903	14.4	291.083
Fe 271.441	519.001	ppb	8.1682	1.6	398.324
K 766.491	2001.59	ppb	9.9539	0.5	39197.9
Mg 279.078	17469.7	ppb	29.7144	0.2	24381.9
Mn 257.610	384.367	ppb	0.7229	0.2	38734.9
Mo 202.032	3.1082	ppb	1.6826	54.1	16.2131
Na 330.237	21355.5	ppb	402.832	1.9	620.768
Ni 231.604	0.0428	ppb	2.5093	5864.4	3.6570
Pb 220.353	3.9005	ppb	4.9628	127.2	16.5377
Sb 206.834	3.7711	ppb	5.0824	134.8	0.8371
Se 196.026	-4.7028	ppb	6.0118	127.8	3.6021
Sn 189.925	-0.4377	ppb	2.3960	547.4	-9.9400
Sr 216.596	392.965	ppb	1.2920	0.3	1580.29
Ti 334.941	0.0486	ppb	0.0771	158.4	31.8958
Tl 190.794	-3.7528	ppb	8.0696	215.0	-11.8818
V 292.401	0.7804	ppb	0.5711	73.2	-7.3774
Zn 206.200	0.2484	ppb	1.8672	751.6	7.6253

680-91008-a-1-a (Samp) 6/6/2013, 9:26:08 PM Rack 3, Tube 15
Weight: 1 Volume: 1 Dilution: 1

Label	Replicates Concentration		
Ag 328.068	0.8390	0.4004	0.6209
Al 308.215	9.3995	18.5668	13.9386
As 188.980	3.2105	-5.9611u	1.9949
B 249.678	150.734	150.815	150.746
Ba 389.178	54.3750	55.6516	52.6235
Be 313.042	0.0472	0.0452	0.0387
Ca 370.602	58673	58800	59140
Cd 226.502	-0.3805u	-0.1701u	0.0035
Co 228.615	0.7853	-0.2663u	0.7950
Cr 267.716	0.9403	1.1660	1.1857
Cu 324.754	-0.1392u	0.7003	1.1169
Fe 271.441	58.5790	62.1606	56.6863
K 766.491	5260.43	5265.47	5281.55
Mg 279.078	17954.5	18012.9	17986.6
Mn 257.610	6.2356	6.1451	6.2725
Mo 202.032	11.4428	12.2168	12.3356
Na 330.237	26287.2	26477.0	26284.1
Ni 231.604	-0.9376u	-0.8694u	0.7380
Pb 220.353	-0.7604u	1.0254	4.1979
Sb 206.834	10.5430	14.6011	4.2400
Se 196.026	-0.3365u	3.4403	-4.2352u
Sn 189.925	4.8304	4.0150	0.8174
Sr 216.596	441.918	442.156	442.476
Ti 334.941	0.4303	0.2707	0.1880
Tl 190.794	-10.1703u	-9.1909u	6.4972
V 292.401	1.5957	-0.1871u	-0.3169u
Zn 206.200	60.0791	60.0193	58.9297

Label	Sol'n Conc.	Units	SD	%RSD	Int. (c/s)
Ag 328.068	0.6201	ppb	0.2193	35.4	-46.7356
Al 308.215	13.9683	ppb	4.5837	32.8	1117.73
As 188.980	-0.2519	ppb	4.9815	1977.6	-4.8640
B 249.678	150.765	ppb	0.0436	0.0	1861.75
Ba 389.178	54.2167	ppb	1.5203	2.8	244.093
Be 313.042	0.0437	ppb	0.0045	10.2	-245.892
Ca 370.602	58871	ppb	241.5	0.4	46932
Cd 226.502	-0.1823	ppb	0.1923	105.5	15.1523
Co 228.615	0.4380	ppb	0.6100	139.3	4.1393
Cr 267.716	1.0973	ppb	0.1363	12.4	30.1555
Cu 324.754	0.5594	ppb	0.6398	114.4	362.430
Fe 271.441	59.1419	ppb	2.7802	4.7	55.5885
K 766.491	5269.15	ppb	11.0302	0.2	102572
Mg 279.078	17984.7	ppb	29.2348	0.2	25103.4
Mn 257.610	6.2177	ppb	0.0656	1.1	714.469
Mo 202.032	11.9984	ppb	0.4848	4.0	39.3225
Na 330.237	26349.4	ppb	110.481	0.4	757.666
Ni 231.604	-0.3563	ppb	0.9483	266.1	3.1086
Pb 220.353	1.4876	ppb	2.5113	168.8	14.9139
Sb 206.834	9.7947	ppb	5.2209	53.3	4.1189
Se 196.026	-0.3772	ppb	3.8379	1017.6	5.1866
Sn 189.925	3.2209	ppb	2.1211	65.9	-8.5703
Sr 216.596	442.183	ppb	0.2796	0.1	1776.04
Ti 334.941	0.2963	ppb	0.1232	41.6	55.4785
Tl 190.794	-4.2880	ppb	9.3531	218.1	-11.9993
V 292.401	0.3639	ppb	1.0687	293.7	-12.0715
Zn 206.200	59.6760	ppb	0.6470	1.1	61.6312

E06062013.wvq. All Data Report 6/7/2013, 10:03:32 AM

90671-27 ^10 (Samp) 6/6/2013, 9:30:44 PM Rack 3, Tube 16

Weight: 1

Volume: 1

Dilution: 1

Label	Replicates Concentration		
Ag 328.068	1.0005	0.8827	0.3689
Al 308.215	51438.0	51873.3	49510.9
As 188.980	11.8676	1.8026	-7.3666u
B 249.678	9.0300	8.6681	6.7329
Ba 389.178	67.7833	75.5730	69.1723
Be 313.042	0.7171	0.7195	0.6850
Ca 370.602	18.92u	36.69u	50.08u
Cd 226.502	-0.5086	-0.6561	-0.6976
Co 228.615	5.0756	6.4606	6.2947
Cr 267.716	23.1775	22.9469	21.6422
Cu 324.754	21.3844	22.0176	20.5459
Fe 271.441	28005.6	28205.1	26982.4
K 766.491	3128.97	3154.01	3008.78
Mg 279.078	3346.65	3366.43	3218.57
Mn 257.610	273.175	274.836	262.974
Mo 202.032	2.9951	2.1902	1.3413
Na 330.237	349.479	276.768	388.123
Ni 231.604	4.5229	5.0739	4.6667
Pb 220.353	34.1441	33.0162	22.2113
Sb 206.834	8.8664	12.0067	11.6958
Se 196.026	-4.5895u	1.3076	-7.3629u
Sn 189.925	-0.5108u	8.6470	9.8381
Sr 216.596	3.2879	3.3123	4.0599
Ti 334.941	1274.33	1286.01	1231.59
Tl 190.794	-1.2990u	-2.2217u	-5.5023u
V 292.401	68.2438	68.0415	64.7603
Zn 206.200	45.1640	45.7750	40.1969

Label	Sol'n Conc.	Units	SD	%RSD	Int. (c/s)
Ag 328.068	0.7507	ppb	0.3358	44.7	-33.1171
Al 308.215	50940.8	ppb	1257.25	2.5	141202
As 188.980	2.1012	ppb	9.6206	457.9	-3.9101
B 249.678	8.1437	ppb	1.2351	15.2	160.052
Ba 389.178	70.8429	ppb	4.1548	5.9	328.191
Be 313.042	0.7072	ppb	0.0193	2.7	599.130
Ca 370.602	35.23	ppb	15.63	44.4	-382.3
Cd 226.502	-0.6208	ppb	0.0993	16.0	42.1793
Co 228.615	5.9436	ppb	0.7563	12.7	50.0118
Cr 267.716	22.5889	ppb	0.8279	3.7	477.515
Cu 324.754	21.3159	ppb	0.7382	3.5	942.241
Fe 271.441	27731.0	ppb	655.956	2.4	20684.1
K 766.491	3097.25	ppb	77.6355	2.5	60448.2
Mg 279.078	3310.55	ppb	80.2673	2.4	4645.47
Mn 257.610	270.329	ppb	6.4228	2.4	27250.8
Mo 202.032	2.1755	ppb	0.8270	38.0	13.2517
Na 330.237	338.123	ppb	56.5394	16.7	35.7969
Ni 231.604	4.7545	ppb	0.2858	6.0	10.3545
Pb 220.353	29.7905	ppb	6.5880	22.1	33.5305
Sb 206.834	10.8563	ppb	1.7303	15.9	5.2385
Se 196.026	-3.5483	ppb	4.4281	124.8	3.8457
Sn 189.925	5.9914	ppb	5.6625	94.5	-7.5492
Sr 216.596	3.5534	ppb	0.4388	12.3	38.1632
Ti 334.941	1263.98	ppb	28.6453	2.3	117098
Tl 190.794	-3.0077	ppb	2.2091	73.4	-12.2016
V 292.401	67.0152	ppb	1.9554	2.9	654.875
Zn 206.200	43.7119	ppb	3.0594	7.0	47.2486

E06062013.wvq. All Data Report 6/7/2013, 10:03:32 AM

CRI (Samp) 6/6/2013, 9:35:31 PM Rack 3, Tube 17

Weight: 1

Volume: 1

Dilution: 1

Label	Replicates Concentration		
Ag 328.068	10.2048	10.6470	10.0265
Al 308.215	176.764	182.461	185.631
As 188.980	25.3823	19.7455	26.6667
B 249.678	91.9421	93.6603	93.4223
Ba 389.178	5.7735	7.6397	10.4281
Be 313.042	3.7736	3.8404	3.8125
Ca 370.602	513.0	521.4	486.8
Cd 226.502	4.6251	4.5812	4.8656
Co 228.615	9.4321	10.3948	10.2016
Cr 267.716	9.5461	10.7567	10.0171
Cu 324.754	17.6399	16.4512	17.4081
Fe 271.441	43.3684	50.4024	41.4307
K 766.491	849.722	862.032	856.870
Mg 279.078	468.770	479.246	471.498
Mn 257.610	10.3758	10.6906	10.5985
Mo 202.032	10.3917	10.2294	9.7713
Na 330.237	942.526	1063.71	964.799
Ni 231.604	38.9463	40.1823	35.7931
Pb 220.353	3.2187	7.8444	4.4116
Sb 206.834	16.1185	23.3155	26.2307
Se 196.026	11.8826	22.2047	16.7672
Sn 189.925	44.6619	47.7221	54.9766
Sr 216.596	8.3979	10.1677	9.7573
Ti 334.941	9.8175	9.7411	9.9208
Tl 190.794	22.5594	17.8352	21.5692
V 292.401	11.5676	11.5880	11.0140
Zn 206.200	18.8682	17.2674	18.0500

Label	Sol'n Conc.	Units	SD	%RSD	Int. (c/s)
Ag 328.068	10.2927	ppb	0.3195	3.1	285.946
Al 308.215	181.619	ppb	4.4928	2.5	1577.84
As 188.980	23.9315	ppb	3.6816	15.4	3.4709
B 249.678	93.0082	ppb	0.9310	1.0	1190.89
Ba 389.178	7.9471	ppb	2.3425	29.5	-5.8475
Be 313.042	3.8088	ppb	0.0336	0.9	4586.33
Ca 370.602	507.0	ppb	18.05	3.6	381.6
Cd 226.502	4.6906	ppb	0.1531	3.3	102.014
Co 228.615	10.0095	ppb	0.5093	5.1	58.7815
Cr 267.716	10.1066	ppb	0.6102	6.0	215.732
Cu 324.754	17.1664	ppb	0.6302	3.7	822.991
Fe 271.441	45.0672	ppb	4.7209	10.5	45.6779
K 766.491	856.208	ppb	6.1819	0.7	16983.2
Mg 279.078	473.171	ppb	5.4349	1.1	701.570
Mn 257.610	10.5550	ppb	0.1619	1.5	1088.00
Mo 202.032	10.1308	ppb	0.3217	3.2	34.4623
Na 330.237	990.346	ppb	64.5052	6.5	60.8131
Ni 231.604	38.3072	ppb	2.2633	5.9	55.6375
Pb 220.353	5.1582	ppb	2.4015	46.6	17.3053
Sb 206.834	21.8882	ppb	5.2050	23.8	10.9097
Se 196.026	16.9515	ppb	5.1635	30.5	11.8118
Sn 189.925	49.1202	ppb	5.2976	10.8	8.5810
Sr 216.596	9.4410	ppb	0.9264	9.8	52.2254
Ti 334.941	9.8265	ppb	0.0902	0.9	912.713
Tl 190.794	20.6546	ppb	2.4914	12.1	-3.1349
V 292.401	11.3899	ppb	0.3257	2.9	97.0748
Zn 206.200	18.0619	ppb	0.8995	4.4	23.7893

E06062013.vvq. All Data Report 6/7/2013, 10:03:32 AM

CCV (Samp) 6/6/2013, 9:40:08 PM Rack 3, Tube 18

Weight: 1 Volume: 1 Dilution: 1

Label	Replicates Concentration		
Ag 328.068	0.1687	0.7749	0.0998u
Al 308.215	472558	473442	475100
As 188.980	-11.0310u	-2.2800	10.8896
B 249.678	16.3426u	16.8212u	15.3345u
Ba 389.178	-12.3874	-6.8797	-13.7423
Be 313.042	-0.0721	-0.0774	-0.0839
Ca 370.602	515794	511156	511272
Cd 226.502	1.0038	0.7193	0.1855
Co 228.615	-0.3927	-0.8597u	0.7753
Cr 267.716	0.8923	0.9357	0.7768
Cu 324.754	1.7362	0.4112	1.5438
Fe 271.441	189925	189604	190178
K 766.491	0.2105	2.0509	0.9044
Mg 279.078	499867	498819	498820
Mn 257.610	13.3322	13.0325	13.1305
Mo 202.032	2.0959	2.8476	2.3168
Na 330.237	-293.110u	-197.020u	-181.736u
Ni 231.604	4.7398	4.7813	0.3392
Pb 220.353	7.0149	-5.8757u	-3.7122u
Sb 206.834	2.6533	18.0622	12.6430
Se 196.026	-10.9453u	-1.7438u	-8.9821u
Sn 189.925	-6.1523u	5.3552	6.0671
Sr 216.596	10.0449	8.8839	11.3816
Ti 334.941	3.3218	2.9861	3.2426
Tl 190.794	-33.4997u	-17.4480u	-18.3417u
V 292.401	0.4024	1.6168	1.0544
Zn 206.200	28.6247	28.2652	29.0854

Label	Sol'n Conc.	Units	SD	%RSD	Int. (c/s)
Ag 328.068	0.3478	ppb	0.3715	106.8	-50.7806
Al 308.215	473700	ppb	1290.53	0.3	1304140
As 188.980	-0.8072	ppb	11.0343	1367.0	-3.3714
B 249.678	16.1661	ppb	0.7589	4.7	-11.0136
Ba 389.178	-11.0031	ppb	3.6347	33.0	233.584
Be 313.042	-0.0778	ppb	0.0059	7.6	-280.353
Ca 370.602	512741	ppb	2645	0.5	405117
Cd 226.502	0.6362	ppb	0.4154	65.3	271.907
Co 228.615	-0.1590	ppb	0.8422	529.5	4.2374
Cr 267.716	0.8683	ppb	0.0821	9.5	46.7709
Cu 324.754	1.2304	ppb	0.7159	58.2	412.304
Fe 271.441	189903	ppb	287.894	0.2	141573
K 766.491	1.0553	ppb	0.9294	88.1	397.485
Mg 279.078	499168	ppb	604.793	0.1	695543
Mn 257.610	13.1651	ppb	0.1528	1.2	3355.94
Mo 202.032	2.4201	ppb	0.3863	16.0	10.9973
Na 330.237	-223.955	ppb	60.3754	27.0	-3.3111
Ni 231.604	3.2868	ppb	2.5528	77.7	10.2081
Pb 220.353	-0.8577	ppb	6.9031	804.8	15.1431
Sb 206.834	11.1195	ppb	7.8166	70.3	7.3440
Se 196.026	-7.2238	ppb	4.8462	67.1	1.3469
Sn 189.925	1.7567	ppb	6.8586	390.4	-9.0439
Sr 216.596	10.1035	ppb	1.2499	12.4	135.946
Ti 334.941	3.1835	ppb	0.1755	5.5	1060.29
Tl 190.794	-23.0964	ppb	9.0206	39.1	-23.0344
V 292.401	1.0245	ppb	0.6077	59.3	-3.8992
Zn 206.200	28.6584	ppb	0.4111	1.4	346402

E06062013.wvq. All Data Report 6/7/2013, 10:03:32 AM

CCB (Samp) 6/6/2013, 9:44:44 PM Rack 3, Tube 19

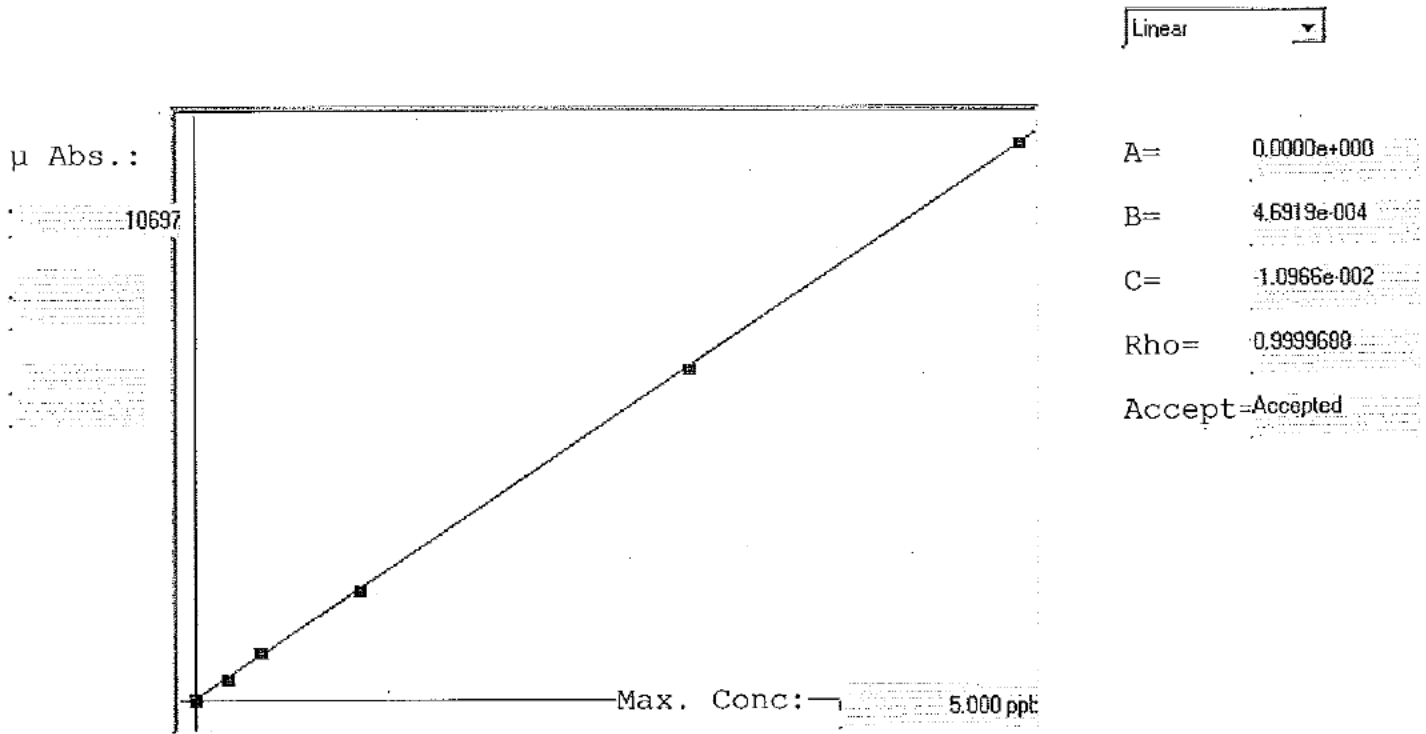
Weight: 1

Volume: 1

Dilution: 1

Label	Replicates Concentration		
Ag 328.068	220.033	220.836	223.893
Al 308.215	494811	493973	494225
As 188.980	107.001	93.3804	90.4199
B 249.678	15.3874u	15.2816u	14.5121u
Ba 389.178	539.582	532.723	538.727
Be 313.042	475.748	473.695	474.535
Ca 370.602	534139	532557	535542
Cd 226.502	1023.04	1021.77x	1022.44
Co 228.615	513.864	514.190	514.464
Cr 267.716	528.974	530.039	529.004
Cu 324.754	567.699	570.664	574.967
Fe 271.441	198572	198202	198580
K 766.491	1.8592	0.9462	1.0450
Mg 279.078	524086	521803	523132
Mn 257.610	548.437	547.063	548.180
Mo 202.032	1216.52x	1220.62x	1218.75x
Na 330.237	-419.792u	-25.1572u	7.6873u
Ni 231.604	1049.98	1045.41	1037.62
Pb 220.353	44.5520	45.4737	35.5658
Sb 206.834	649.698	665.085	655.816
Se 196.026	59.8347	52.5280	42.8752
Sn 189.925	1131.74	1127.24	1117.52
Sr 216.596	9.3345	6.5170	8.6361
Ti 334.941	3.1977	3.1777	3.3064
Tl 190.794	85.5548	82.1996	89.1346
V 292.401	532.993	531.498	530.649
Zn 206.200	1004.92	1010.80	1008.38

Label	Sol'n Conc.	Units	SD	%RSD	Int. (c/s)
Ag 328.068	221.587b	ppb	2.0367	0.9	7368.30
Al 308.215	494336b	ppb	430.305	0.1	1360885
As 188.980	96.9339b	ppb	8.8435	9.1	30.2159
B 249.678	15.0604b	ppb	0.4777	3.2	-37.8716
Ba 389.178	537.011b	ppb	3.7380	0.7	3090.53
Be 313.042	474.659b	ppb	1.0322	0.2	610218
Ca 370.602	534079b	ppb	1493	0.3	421969
Cd 226.502	1022.42xb	ppb	0.6352	0.1	18507.0
Co 228.615	514.173b	ppb	0.3002	0.1	2917.75
Cr 267.716	529.339b	ppb	0.6065	0.1	10941.9
Cu 324.754	571.110b	ppb	3.6546	0.6	16236.8
Fe 271.441	198451b	ppb	215.544	0.1	147978
K 766.491	1.2835b	ppb	0.5010	39.0	401.911
Mg 279.078	523007b	ppb	1146.35	0.2	728752
Mn 257.610	547.894b	ppb	0.7306	0.1	57220.5
Mo 202.032	1218.63xb	ppb	2.0523	0.2	3170.75
Na 330.237	-145.754b	ppb	237.891	163.2	-10.2159
Ni 231.604	1044.34b	ppb	6.2500	0.6	1424.42
Pb 220.353	41.8639b	ppb	5.4737	13.1	42.4337
Sb 206.834	656.867b	ppb	7.7472	1.2	362.155
Se 196.026	51.7460b	ppb	8.5067	16.4	23.9362
Sn 189.925	1125.50b	ppb	7.2639	0.6	411.226
Sr 216.596	8.1626b	ppb	1.4672	18.0	119.557
Ti 334.941	3.2272b	ppb	0.0693	2.1	1102.46
Tl 190.794	85.6296b	ppb	3.4681	4.1	15.7088
V 292.401	531.714b	ppb	1.1867	0.2	5166.16
Zn 206.200	1008.03b	ppb	2.9581	0.3	927.634



Std ID	Conc.	Calc.	Dev.	Mean	SD or %RSD	Rep 1	Rep 2	Rep 3	Rep 4	Rep 5
blank	0.000	-0.007	-0.007	8	2.160	6	7	11		
0.2	0.200	0.192	-0.008	433	0.6 %	430	434	436		
0.4	0.400	0.428	0.028	936	1.2 %	922	938	949		
1.0	1.000	0.993	-0.007	2140	0.6 %	2126	2140	2155		
3.0	3.000	2.985	-0.015	6386	0.3 %	6362	6396	6400		
5.0	5.000	5.008	0.008	10697	2.1 %	10414	10721	10956		

C06052013

Method: Hg Norm2 5-15-2013

Operator: Admin

Date of Analysis: 05 Jun 2013 13:16:55

Sample ID	Extended ID	Mean	Units	RSD	Date
blank		8	ppb	27.0031	05 Jun 2013 13:27:35
0.2		433	ppb	0.5756	05 Jun 2013 13:30:12
0.4		936	ppb	1.1839	05 Jun 2013 13:32:50
1.0		2140	ppb	0.5533	05 Jun 2013 13:35:29
3.0		6386	ppb	0.2670	05 Jun 2013 13:38:08
5.0		10697	ppb	2.0746	05 Jun 2013 13:40:46
ICV		2.7412	ppb	0.7869	05 Jun 2013 13:43:22
ICB		-0.0221	ppb	-9.5598	05 Jun 2013 13:46:00
CRA		0.1800	ppb	0.5631	05 Jun 2013 13:48:37
CCV		2.6243	ppb	1.0069	05 Jun 2013 13:51:16
CCB		-0.0139	ppb	-15.6290	05 Jun 2013 13:53:53
mb 680-279057/1-a	(BCB)	0.0017	ppb	22.5111	05 Jun 2013 13:56:29
lcs 680-279057/2-a	(BCB)	2.6196	ppb	0.7827	05 Jun 2013 13:59:07
700-76774-b-1-c	(BCB)	0.0751	ppb	1.6408	05 Jun 2013 14:01:45
700-76774-b-2-c	(BCB)	0.0822	ppb	0.7115	05 Jun 2013 14:04:22
700-76774-b-7-c	(BCB)	0.2211	ppb	1.0002	05 Jun 2013 14:07:00
700-76796-c-8-b	(BCB)	0.0644	ppb	0.9084	05 Jun 2013 14:09:36
700-76774-b-9-c	(BCB)	0.1612	ppb	0.4752	05 Jun 2013 14:12:13
700-76774-c-12-d	(BCB)	0.1515	ppb	0.2919	05 Jun 2013 14:14:50
700-76774-c-14-d	(BCB)	0.1002	ppb	1.3781	05 Jun 2013 14:17:28
680-90894-b-1-b	(BCB)	0.0683	ppb	3.1217	05 Jun 2013 14:20:05
CCV		2.7105	ppb	0.5336	05 Jun 2013 14:22:42
CCB		-0.0157	ppb	-2.4466	05 Jun 2013 14:25:20
680-90894-a-2-b	(BCB)	0.3306	ppb	0.8748	05 Jun 2013 14:27:57
700-76796-e-8-b	(BCB)	0.0507	ppb	2.6560	05 Jun 2013 14:30:36
700-76817-c-1-a	(BCB)	0.0918	ppb	0.4174	05 Jun 2013 14:33:14
700-76817-g-2-a	(BCB)	0.0058	ppb	10.1451	05 Jun 2013 14:35:51
700-76817-e-4-a	(BCB)	0.1207	ppb	0.4847	05 Jun 2013 14:38:29
700-76817-e-6-a	(BCB)	0.1259	ppb	0.6335	05 Jun 2013 14:41:06
700-76817-g-7-a	(BCB)	0.0170	ppb	11.0975	05 Jun 2013 14:43:43
700-76817-g-8-a	(BCB)	0.0289	ppb	1.3249	05 Jun 2013 14:46:20
680-90802-a-1-d	(BCB)	0.1163	ppb	1.3308	05 Jun 2013 14:48:57
680-90802-b-3-b	(BCB)	0.0994	ppb	0.2224	05 Jun 2013 14:51:35
CCV		2.4513	ppb	0.8478	05 Jun 2013 14:54:12
CCB		-0.0124	ppb	-9.2879	05 Jun 2013 14:56:49
680-90802-b-5-b	(BCB)	0.1362	ppb	2.9544	05 Jun 2013 14:59:27
680-90802-b-5-c ms	(BCB)	1.1285	ppb	1.1780	05 Jun 2013 15:02:05
680-90802-b-5-d msd	(BCB)	1.0984	ppb	1.2826	05 Jun 2013 15:04:43
mb 680-279061/1-a	(BCB)	0.0066	ppb	8.9340	05 Jun 2013 15:07:21
lcs 680-279061/2-a	(BCB)	2.3170	ppb	1.2979	05 Jun 2013 15:09:59
680-90855-b-3-d	(BCB)	2.0697	ppb	0.7311	05 Jun 2013 15:12:37
680-90855-b-3-e ms	(BCB)	3.6828	ppb	0.2557	05 Jun 2013 15:15:15
680-90855-b-3-f msd	(BCB)	3.6961	ppb	1.1358	05 Jun 2013 15:17:52
680-90855-b-14-b	(BCB)	2.3719	ppb	1.2615	05 Jun 2013 15:20:30
680-90855-a-24-b	(BCB)	2.7266	ppb	1.4934	05 Jun 2013 15:23:08
CCV		2.5128	ppb	0.4581	05 Jun 2013 15:25:46
CCB		-0.0204	ppb	-3.2606	05 Jun 2013 15:28:24
680-90855-a-25-b	(BCB)	2.8125	ppb	0.1681	05 Jun 2013 15:31:01
680-90852-b-9-d	(BCB)	1.1880	ppb	0.7775	05 Jun 2013 15:33:38
680-90852-b-9-e ms	(BCB)	2.5039	ppb	2.1038	05 Jun 2013 15:36:15
680-90852-b-9-f msd	(BCB)	2.0963	ppb	0.1775	05 Jun 2013 15:38:52
680-90852-a-15-b	(BCB)	1.5017	ppb	1.2205	05 Jun 2013 15:41:30
680-90852-b-16-b	(BCB)	3.7028	ppb	0.0531	05 Jun 2013 15:44:08
680-90852-b-17-b	(BCB)	1.7349	ppb	1.0988	05 Jun 2013 15:46:46
680-90852-b-35-b	(BCB)	4.3326	ppb	0.3476	05 Jun 2013 15:49:23
680-90852-a-41-b	(BCB)	3.8986	ppb	0.6311	05 Jun 2013 15:52:00
680-90852-a-42-b	(BCB)	1.8608	ppb	1.8329	05 Jun 2013 15:54:38
CCV		2.5796	ppb	0.7815	05 Jun 2013 15:57:15
CCB		-0.0108	ppb	-5.4134	05 Jun 2013 15:59:52
680-90852-a-43-b	(BCB)	3.8985	ppb	0.9248	05 Jun 2013 16:02:29

C06052013

Method: Hg Norm2 5-15-2013

Operator: Admin

Date of Analysis: 05 Jun 2013 13:16:55

Sample ID	Extended ID	Mean	Units	RSD	Date
CCV		2.4316	ppb	0.1189	05 Jun 2013 16:05:06
CCB		-0.0168	ppb	-4.7602	05 Jun 2013 16:07:44

METALS BATCH WORKSHEET

Lab Name: TestAmerica Savannah Job No.: 680-90852-3

SDG No.: 68090852-3

Batch Number: 279047 Batch Start Date: 06/04/13 13:08 Batch Analyst: Lawhon, Jon

Batch Method: 3050B Batch End Date: 06/04/13 17:18

Lab Sample ID	Client Sample ID	Method Chain	Basis	CalcMsg	InitialAmount	FinalAmount	MS_Ag_LCS_SPK 00007	MS_LCS1_WK 00004	MS_LCS2_wk 00145
MB 680-279047/1		3050B, 6010C		CALC NOT SET TO RUN	1.02 g	100 mL			
LCS 680-279047/2		3050B, 6010C		CALC NOT SET TO RUN	1.02 g	100 mL	1 mL	1 mL	1 mL
680-90852-B-9	FM0322A-CS-SP	3050B, 6010C	T	CALC NOT SET TO RUN	1.02 g	100 mL			
680-90852-B-9 MS	FM0322A-CS-SP	3050B, 6010C	T	CALC NOT SET TO RUN	1.02 g	100 mL	1 mL	1 mL	1 mL
680-90852-B-9 MSD	FM0322A-CS-SP	3050B, 6010C	T	CALC NOT SET TO RUN	1.02 g	100 mL	1 mL	1 mL	1 mL
680-90852-A-15	FM0322A-CS-SP (sieve)	3050B, 6010C	T	CALC NOT SET TO RUN	1.02 g	100 mL			
680-90852-B-16	CV0995A-CS	3050B, 6010C	T	CALC NOT SET TO RUN	1.02 g	100 mL			
680-90852-B-17	CV1248A-CS	3050B, 6010C	T	CALC NOT SET TO RUN	1.04 g	100 mL			
680-90852-B-35	HP0125A-CS-SP	3050B, 6010C	T	CALC NOT SET TO RUN	1.14 g	100 mL			
680-90852-A-41	CV0995A-CS (sieve)	3050B, 6010C	T	CALC NOT SET TO RUN	1.05 g	100 mL			
680-90852-A-42	CV1248A-CS (sieve)	3050B, 6010C	T	CALC NOT SET TO RUN	1.03 g	100 mL			
680-90852-A-43	HP0125A-CS-SP (sieve)	3050B, 6010C	T	CALC NOT SET TO RUN	1.12 g	100 mL			

The pound sign (#) in the amount added field denotes that the reagent was used undiluted. All calculations are performed using the stated concentration for this reagent.

METALS BATCH WORKSHEET

Lab Name: TestAmerica Savannah Job No.: 680-90852-3

SDG No.: 68090852-3

Batch Number: 279047 Batch Start Date: 06/04/13 13:08 Batch Analyst: Lawhon, Jon

Batch Method: 3050B Batch End Date: 06/04/13 17:18

Batch Notes	
Analyst	JL
Balance ID	25
Blank Soil Lot Number	2958846
Hydrogen peroxide lot number	3058307
Lot # of hydrochloric acid	3119927
Lot # of Nitric Acid	3095498
Hood ID or number	FH-8
Hot Block ID number	10
Nominal Amount Used	1.0 g
Oven, Bath or Block Temperature 1	97 Degrees C
Oven, Bath or Block Temperature 2	97 Degrees C
Pipette ID	ME4
Perform Calculation (0=No, 1=Yes)	0
Temperature	97 Degrees C
ID number of the thermometer	MEPREP15
Digestion Tube/Cup Lot #	J158183-264-100

Basis	Basis Description
T	Total/NA

The pound sign (#) in the amount added field denotes that the reagent was used undiluted. All calculations are performed using the stated concentration for this reagent.

METALS BATCH WORKSHEET

Lab Name: TestAmerica Savannah Job No.: 680-90852-3

SDG No.: 68090852-3

Batch Number: 279057 Batch Start Date: 06/04/13 14:26 Batch Analyst: Umbehr, Uli

Batch Method: 7471A Batch End Date: 06/04/13 18:45

Lab Sample ID	Client Sample ID	Method Chain	Basis	InitialAmount	FinalAmount	hg_icvint 00088	Hg_Int_Cal 00093	AnalysisComment	
CCV 680-279057/31		7471A, 7471B		50 mL	50 mL		0.25 mL		
CCB 680-279057/32		7471A, 7471B		50 mL	50 mL				
ICV 680-279057/34		7471A, 7471B		50 mL	50 mL	0.15 mL			
ICB 680-279057/35		7471A, 7471B		50 mL	50 mL				
CRA 680-279057/36		7471A, 7471B		50 mL	50 mL		0.02 mL	0.2 standard used.	

The pound sign (#) in the amount added field denotes that the reagent was used undiluted. All calculations are performed using the stated concentration for this reagent.

METALS BATCH WORKSHEET

Lab Name: TestAmerica Savannah Job No.: 680-90852-3

SDG No.: 68090852-3

Batch Number: 279057 Batch Start Date: 06/04/13 14:26 Batch Analyst: Umbeh, Uli

Batch Method: 7471A Batch End Date: 06/04/13 18:45

Batch Notes	
Hydroxylamine Sulfate Lot Number	3080752
Hydroxylamine Hydrochloride Lot	3127574
Aqua Regia Lot Number	3098917
Balance ID	27
Blank Soil Lot Number	2021822
Sulfuric Acid Lot Number	3056255
Lot # of hydrochloric acid	3053715
Lot # of Nitric Acid	3053246
Hood ID or number	WB2
Hot Block ID number	11, 12
Potassium Persulfate Lot Number	2939890
Potassium Permanganate Lot Number	2975605
NaCL Lot #	2980895
Nominal Amount Used	0.5 - 0.6 g g
Oven, Bath or Block Temperature 1	96 Degrees C
Oven, Bath or Block Temperature 2	96 Degrees C
Pipette ID	ME1, ME7, ME10
Repittetor Volume Check	05/07/13
Stannous Chloride Lot Number	3001829
SOP Number	ME028
ID number of the thermometer	ME9, ME10
Digestion Tube/Cup Lot #	J161651-263-100
Uncorrected Temperature	96 Celsius
Uncorrected Temperature 2	96 Celsius

Basis	Basis Description

The pound sign (#) in the amount added field denotes that the reagent was used undiluted. All calculations are performed using the stated concentration for this reagent.

METALS BATCH WORKSHEET

Lab Name: TestAmerica Savannah Job No.: 680-90852-3

SDG No.: 68090852-3

Batch Number: 279061 Batch Start Date: 06/04/13 14:33 Batch Analyst: Umbehr, Uli

Batch Method: 7471B Batch End Date: 06/04/13 18:45

Lab Sample ID	Client Sample ID	Method Chain	Basis	InitialAmount	FinalAmount	Hg_Int_Cal 00093			
MB 680-279061/1		7471B, 7471B		0.57 g	50 mL				
LCS 680-279061/2		7471B, 7471B		0.54 g	50 mL	0.25 mL			
680-90852-B-9	FM0322A-CS-SP	7471B, 7471B	T	0.57 g	50 mL				
680-90852-B-9 MS	FM0322A-CS-SP	7471B, 7471B	T	0.58 g	50 mL	0.1 mL			
680-90852-B-9 MSD	FM0322A-CS-SP	7471B, 7471B	T	0.55 g	50 mL	0.1 mL			
680-90852-A-15	FM0322A-CS-SP (sieve)	7471B, 7471B	T	0.57 g	50 mL				
680-90852-B-16	CV0995A-CS	7471B, 7471B	T	0.52 g	50 mL				
680-90852-B-17	CV1248A-CS	7471B, 7471B	T	0.53 g	50 mL				
680-90852-B-35	HP0125A-CS-SP	7471B, 7471B	T	0.56 g	50 mL				
680-90852-A-41	CV0995A-CS (sieve)	7471B, 7471B	T	0.53 g	50 mL				
680-90852-A-42	CV1248A-CS (sieve)	7471B, 7471B	T	0.56 g	50 mL				
680-90852-A-43	HP0125A-CS-SP (sieve)	7471B, 7471B	T	0.58 g	50 mL				

The pound sign (#) in the amount added field denotes that the reagent was used undiluted. All calculations are performed using the stated concentration for this reagent.

METALS BATCH WORKSHEET

Lab Name: TestAmerica Savannah Job No.: 680-90852-3

SDG No.: 68090852-3

Batch Number: 279061 Batch Start Date: 06/04/13 14:33 Batch Analyst: Umbehr, Uli

Batch Method: 7471B Batch End Date: 06/04/13 18:45

Batch Notes	
Hydroxylamine Sulfate Lot Number	3080752
Hydroxylamine Hydrochloride Lot	3127574
Aqua Regia Lot Number	3098917
Balance ID	27
Blank Soil Lot Number	2021822
Sulfuric Acid Lot Number	3056255
Lot # of hydrochloric acid	3053715
Lot # of Nitric Acid	3053246
Hood ID or number	WB2
Hot Block ID number	11, 12
Potassium Persulfate Lot Number	2939890
Potassium Permanganate Lot Number	2975605
NaCL Lot #	2980895
Nominal Amount Used	0.5 - 0.6 g g
Oven, Bath or Block Temperature 1	96 Degrees C
Oven, Bath or Block Temperature 2	96 Degrees C
Pipette ID	ME1, ME7, ME10
Repittetor Volume Check	05/07/13
Stannous Chloride Lot Number	3001829
SOP Number	ME028
ID number of the thermometer	ME9, ME10
Digestion Tube/Cup Lot #	J158183-264-100
Uncorrected Temperature	96 Celsius
Uncorrected Temperature 2	96 Celsius

Basis	Basis Description
T	Total/NA

The pound sign (#) in the amount added field denotes that the reagent was used undiluted. All calculations are performed using the stated concentration for this reagent.

ANALYSIS REQUEST AND CHAIN OF CUSTODY RECORD

TestAmerica

THE LEADER IN ENVIRONMENTAL TESTING

TestAmerica Savannah
5102 LaRoche Avenue
Savannah, GA 31404

Website: www.testamericainc.com
Phone: (912) 354-7858
Fax: (912) 352-0165

Alternate Laboratory Name/Location
Tampa

Phone:
Fax:

PROJECT REFERENCE <i>35th Ave Removal</i>	PROJECT NO. <i>200518-1356</i>	PROJECT LOCATION (STATE) <i>AL</i>	MATRIX TYPE	REQUIRED ANALYSIS	PAGE <i>1</i>	OF <i>4</i>
TAL (LAB) PROJECT MANAGER <i>Lisa</i>	P.O. NUMBER	CONTRACT NO.			STANDARD REPORT DELIVERY <input type="radio"/>	DATE DUE

(b) (6)

COMPOSITE: (✓) OR UNAB (✓) INDICATE	AQUEOUS (WATER)	SOLID OR SEMISOLID	AIR	NONAQUEOUS LIQUID (OIL, SOLVENT, ...)	LL PAH REEPA Metals PRESERVATIVE	STANDARD REPORT DELIVERY <input type="radio"/>	DATE DUE
						EXPEDITED REPORT DELIVERY (SURCHARGE) <input type="radio"/>	DATE DUE <i>10 Calendar Days</i>
					NUMBER OF COOLERS SUBMITTED PER SHIPMENT:		

SAMPLE		SAMPLE IDENTIFICATION	COMPOSITE	AQUEOUS	SOLID	AIR	NONAQUEOUS	NUMBER OF CONTAINERS SUBMITTED										REMARKS						
DATE	TIME							1	2	3	4	5	6	7	8	9	10		11	12				
<i>5-28-13</i>	<i>1400</i>	<i>CV0305A-CS</i>	<i>C</i>	<i>X</i>			<i>X</i>																	
	<i>1410</i>	<i>CV0305B-CS</i>	<i>C</i>	<i>X</i>			<i>X</i>																	
	<i>1320</i>	<i>CV06650A-CS</i>	<i>C</i>	<i>X</i>			<i>X</i>																	
	<i>1320</i>	<i>CV0650A-CSD</i>	<i>C</i>	<i>X</i>			<i>X</i>																	
	<i>1330</i>	<i>CV0650B-CSD</i>	<i>C</i>	<i>X</i>			<i>X</i>																	
	<i>1240</i>	<i>CV0696A-CS</i>	<i>C</i>	<i>X</i>			<i>X</i>																	
	<i>1240</i>	<i>CV0696A-CSD</i>	<i>C</i>	<i>X</i>			<i>X</i>																	
	<i>1250</i>	<i>CV0696B-CS</i>	<i>C</i>	<i>X</i>			<i>X</i>																	
<i>110</i>	<i>1336</i>	<i>FM0322A-CS-SP</i>	<i>C</i>	<i>X</i>			<i>X</i>	<i>X</i>																
	<i>1344</i>	<i>FM0322B-CS-SP</i>	<i>C</i>	<i>X</i>			<i>X</i>																	
	<i>1428</i>	<i>FM0348A-CS-SP</i>	<i>C</i>	<i>X</i>			<i>X</i>																	
	<i>1434</i>	<i>FM0348B-CS-SP</i>	<i>C</i>	<i>X</i>			<i>X</i>																	



680-90852-01 Chain of Custody

RELINQUISHED BY: (SIGNATURE) <i>[Signature]</i>	DATE <i>5-30-13</i>	TIME <i>1000</i>	RELINQUISHED BY: (SIGNATURE) <i>[Signature]</i>	DATE <i>6-3-13</i>	TIME <i>1715</i>	RELINQUISHED BY: (SIGNATURE)	DATE	TIME
RECEIVED BY: (SIGNATURE)	DATE	TIME	RECEIVED BY: (SIGNATURE)	DATE	TIME	RECEIVED BY: (SIGNATURE) <i>[Signature]</i>	DATE <i>06/04/13</i>	TIME <i>0655</i>

RECEIVED FOR LABORATORY BY: (SIGNATURE) <i>[Signature]</i>	DATE <i>5/31/13</i>	TIME <i>0853</i>	CUSTODY INTACT YES <input type="radio"/> NO <input type="radio"/>	CUSTODY SEAL NO.	SAVANNAH LOG NO. <i>680-90852</i>	LABORATORY REMARKS <i>S.T.C. C107</i>	<i>2.2°C</i>
---------------------------------------------------------------	------------------------	---------------------	-------------------------------------------------------------------------	------------------	--------------------------------------	------------------------------------------	--------------

ANALYSIS REQUEST AND CHAIN OF CUSTODY RECORD

TestAmerica

THE LEADER IN ENVIRONMENTAL TESTING

TestAmerica Savannah
5102 LaRoche Avenue
Savannah, GA 31404

Website: www.testamericainc.com
Phone: (912) 354-7858
Fax: (912) 352-0165

Alternate Laboratory Name/Location
Test Am Tampa

Phone:
Fax:

PROJECT REFERENCE <i>35th Ave Removal</i>	PROJECT NO. <i>2005148-135G</i>	PROJECT LOCATION (STATE) <i>AL</i>	MATRIX TYPE	REQUIRED ANALYSIS	PAGE <i>2</i>	OF <i>4</i>
----------------------------------------------	------------------------------------	---------------------------------------	-------------	-------------------	------------------	----------------

TAL (LAB) PROJECT MANAGER <i>Lisa Harver</i>	P.O. NUMBER	CONTRACT NO.	STANDARD REPORT DELIVERY <input type="radio"/>	DATE DUE _____
-------------------------------------------------	-------------	--------------	---------------------------------------------------	----------------

(b) (6)

COMPANY CONTRACTING THIS WORK (if applicable)	COMPOSITE (C) OR GRAB (G) INDICATE	AQUEOUS (WATER)	SOLID OR SEMISOLID	AIR	NONAQUEOUS LIQUID (OIL, SOLVENT, ...)	REMARKS
-----------------------------------------------	------------------------------------	-----------------	--------------------	-----	---------------------------------------	---------

NUMBER OF COOLERS SUBMITTED PER SHIPMENT:	NUMBER OF CONTAINERS SUBMITTED	REMARKS
-------------------------------------------	--------------------------------	---------

SAMPLE		SAMPLE IDENTIFICATION	COMPOSITE (C) OR GRAB (G) INDICATE	AQUEOUS (WATER)	SOLID OR SEMISOLID	AIR	NONAQUEOUS LIQUID (OIL, SOLVENT, ...)	NUMBER OF CONTAINERS SUBMITTED										REMARKS							
DATE	TIME							1	2	3	4	5	6	7	8	9	10		11	12					
<i>5-28-B</i>	<i>1454</i>	<i>FM 0349A-CS-SP</i>	<i>C</i>	<i>X</i>			<i>X</i>																		
	<i>1507</i>	<i>FM0349B-CS-SP</i>	<i>C</i>	<i>X</i>			<i>X</i>																		
	<i>1336</i>	<i>FM0322A-CS-SP (s.eve)</i>	<i>C</i>	<i>X</i>				<i>X</i>																	
<i>5-29-B</i>	<i>1030</i>	<i>CV0995A-CS</i>	<i>C</i>	<i>X</i>			<i>X</i>	<i>X</i>																	
<i>5-29-13</i>	<i>0835</i>	<i>CV 1248A-CS</i>	<i>C</i>	<i>X</i>			<i>X</i>	<i>X</i>																	
	<i>0845</i>	<i>CV 1248B-CS</i>	<i>C</i>	<i>X</i>			<i>X</i>																		
	<i>0845</i>	<i>CV 1248B-CSD</i>	<i>C</i>	<i>X</i>			<i>X</i>																		
	<i>0901</i>	<i>FM0098A-CS-SP</i>	<i>C</i>	<i>X</i>			<i>X</i>																		
	<i>0912</i>	<i>FM0098B-CS-SP</i>	<i>C</i>	<i>X</i>			<i>X</i>																		
	<i>0923</i>	<i>FM0098C-CS-SP</i>	<i>C</i>	<i>X</i>			<i>X</i>																		
	<i>0937</i>	<i>FM0098D-CS-SP</i>	<i>C</i>	<i>X</i>			<i>X</i>																		
<i>L</i>	<i>1032</i>	<i>HP 0175A-CS-SP</i>	<i>C</i>	<i>X</i>			<i>X</i>																		



680-90852-02 Chain of Custody

RELINQUISHED BY: (SIGNATURE) <i>[Signature]</i>	DATE <i>5-30-13</i>	TIME <i>1000</i>	RELINQUISHED BY: (SIGNATURE) <i>[Signature]</i>	DATE <i>6-3-13</i>	TIME <i>1715</i>	RELINQUISHED BY: (SIGNATURE)	DATE	TIME
RECEIVED BY: (SIGNATURE)	DATE	TIME	RECEIVED BY: (SIGNATURE)	DATE	TIME	RECEIVED BY: (SIGNATURE)	DATE	TIME

RECEIVED FOR LABORATORY BY: (SIGNATURE) <i>Carol McHulley</i>	DATE <i>5/31/13</i>	TIME <i>0853</i>	CUSTODY INTACT YES <input type="radio"/> NO <input type="radio"/>	CUSTODY SEAL NO.	SAVANNAH LOG NO. <i>680-90852</i>	LABORATORY REMARKS
------------------------------------------------------------------	------------------------	---------------------	-------------------------------------------------------------------------	------------------	--------------------------------------	--------------------

ANALYSIS REQUEST AND CHAIN OF CUSTODY RECORD

TestAmerica

THE LEADER IN ENVIRONMENTAL TESTING

TestAmerica Savannah
5102 LaRoche Avenue
Savannah, GA 31404

Website: www.testamericainc.com
Phone: (912) 354-7858
Fax: (912) 352-0165

Alternate Laboratory Name/Location

Test Am Tampa

Phone:
Fax:

PROJECT REFERENCE <i>35th Ave Removal</i>	PROJECT NO. <i>2005148-1356</i>	PROJECT LOCATION (STATE) <i>AL</i>	MATRIX TYPE	REQUIRED ANALYSIS	PAGE <i>3</i> OF <i>4</i>
TAL (LAB) PROJECT MANAGER	P.O. NUMBER	CONTRACT NO.			STANDARD REPORT DELIVERY <input type="radio"/>

(b) (6)

COMPOSITE (C) OR GRAB (G) INDICATE	AQUEOUS (WATER)	SOLID OR SEMISOLID	AIR	NONAQUEOUS LIQUID (OIL, SOLVENT, ...)	LL PAH	Reich & Mereds												STANDARD REPORT DELIVERY <input type="radio"/>	DATE DUE _____
					PRESERVATIVE											EXPEDITED REPORT DELIVERY (SURCHARGE) <input type="radio"/>	DATE DUE _____		
																	NUMBER OF COOLERS SUBMITTED PER SHIPMENT:		

SAMPLE		SAMPLE IDENTIFICATION	COMPOSITE (C) OR GRAB (G) INDICATE	AQUEOUS (WATER)	SOLID OR SEMISOLID	AIR	NONAQUEOUS LIQUID (OIL, SOLVENT, ...)	NUMBER OF CONTAINERS SUBMITTED										REMARKS	
DATE	TIME																		
<i>5-27-13</i>	<i>1098</i>	<i>HP0175B-CS-SP</i>	<i>C</i>	<i>X</i>			<i>X</i>												
<i>5-29-13</i>	<i>1100</i>	<i>HP0175C-CS-SP</i>	<i>C</i>	<i>X</i>			<i>X</i>												
	<i>1350</i>	<i>CV1305A-CS</i>	<i>C</i>	<i>X</i>			<i>X</i>												
	<i>1400</i>	<i>CV1305B-CS</i>	<i>C</i>	<i>X</i>			<i>X</i>												
	<i>1310</i>	<i>FM0307A-CS</i>	<i>C</i>	<i>X</i>			<i>X</i>												
	<i>1320</i>	<i>FM0307B-CS</i>	<i>C</i>	<i>X</i>			<i>X</i>												
	<i>1235</i>	<i>FM0352A-CS</i>	<i>C</i>	<i>X</i>			<i>X</i>												
	<i>1235</i>	<i>FM0352A-CSD</i>	<i>C</i>	<i>X</i>			<i>X</i>												
	<i>1253</i>	<i>HP0072A-CS-SP</i>	<i>C</i>	<i>X</i>			<i>X</i>												
	<i>1306</i>	<i>HP0072B-CS-SP</i>	<i>C</i>	<i>X</i>			<i>X</i>												
	<i>1339</i>	<i>HP0125A-CS-SP</i>	<i>C</i>	<i>X</i>			<i>X</i>	<i>X</i>											
	<i>1354</i>	<i>HP0125B-CS-SP</i>	<i>C</i>	<i>X</i>			<i>X</i>												



RELINQUISHED BY: (SIGNATURE) <i>[Signature]</i>	DATE <i>5-30-13</i>	TIME <i>10:00</i>	RELINQUISHED BY: (SIGNATURE) <i>[Signature]</i>	DATE <i>6-3-13</i>	TIME <i>1715</i>	RELINQUISHED BY: (SIGNATURE)	DATE	TIME
RECEIVED BY: (SIGNATURE)	DATE	TIME	RECEIVED BY: (SIGNATURE)	DATE	TIME	RECEIVED BY: (SIGNATURE)	DATE	TIME

LABORATORY USE ONLY								
RECEIVED FOR LABORATORY BY: (SIGNATURE) <i>Coral McNulty</i>	DATE <i>5/31/13</i>	TIME <i>6:53</i>	CUSTODY INTACT YES <input type="radio"/> NO <input type="radio"/>	CUSTODY SEAL NO.	SAVANNAH LOG NO. <i>680-90852</i>	LABORATORY REMARKS		

TestAmerica

THE LEADER IN ENVIRONMENTAL TESTING

ANALYTICAL REPORT

TestAmerica Laboratories, Inc.

TestAmerica Savannah

5102 LaRoche Avenue

Savannah, GA 31404

Tel: (912)354-7858

TestAmerica Job ID: 680-90852-3

TestAmerica Sample Delivery Group: 68090852-3

Client Project/Site: 35th Avenue Superfund Site

For:

Oneida Total Integrated Enterprises LLC

1220 Kennestone Circle

Suite 106

Marietta, Georgia 30060

Attn: Ms. Limari F Krebs



Authorized for release by:

6/12/2013 6:45:41 PM

Bernard Kirkland, Project Manager I

(912)354-7858 e.3238

bernard.kirkland@testamericainc.com

Designee for

Lisa Harvey, Project Manager II

lisa.harvey@testamericainc.com

LINKS

Review your project
results through

TotalAccess

Have a Question?



Visit us at:

www.testamericainc.com

The test results in this report meet all 2003 NELAC and 2009 TNI requirements for accredited parameters, exceptions are noted in this report. This report may not be reproduced except in full, and with written approval from the laboratory. For questions please contact the Project Manager at the e-mail address or telephone number listed on this page.

This report has been electronically signed and authorized by the signatory. Electronic signature is intended to be the legally binding equivalent of a traditionally handwritten signature.

Results relate only to the items tested and the sample(s) as received by the laboratory.

1

2

3

4

5

6

7

8

9

10

11

12

Case Narrative

Client: Oneida Total Integrated Enterprises LLC
Project/Site: 35th Avenue Superfund Site

TestAmerica Job ID: 680-90852-3
SDG: 68090852-3

Job ID: 680-90852-3

Laboratory: TestAmerica Savannah

Narrative

CASE NARRATIVE

Client: Oneida Total Integrated Enterprises LLC

Project: 35th Avenue Superfund Site

Report Number: 680-90852-3

With the exceptions noted as flags or footnotes, standard analytical protocols were followed in the analysis of the samples and no problems were encountered or anomalies observed. In addition all laboratory quality control samples were within established control limits, with any exceptions noted below. Each sample was analyzed to achieve the lowest possible reporting limit within the constraints of the method. In some cases, due to interference or analytes present at high concentrations, samples were diluted. For diluted samples, the reporting limits are adjusted relative to the dilution required.

Calculations are performed before rounding to avoid round-off errors in calculated results.

All holding times were met and proper preservation noted for the methods performed on these samples, unless otherwise detailed in the individual sections below.

RECEIPT

The samples were received on 05/31/2013; the samples arrived in good condition, properly preserved and on ice. The temperature of the coolers at receipt was 5.7 C.

METALS (ICP)

Samples FM0322A-CS-SP (680-90852-9), FM0322A-CS-SP (sieve) (680-90852-15), CV0995A-CS (680-90852-16), CV1248A-CS (680-90852-17), HP0125A-CS-SP (680-90852-35), CV0995A-CS (sieve) (680-90852-41), CV1248A-CS (sieve) (680-90852-42) and HP0125A-CS-SP (sieve) (680-90852-43) were analyzed for Metals (ICP) in accordance with EPA SW-846 Method 6010C. The samples were prepared on 06/04/2013 and analyzed on 06/05/2013 and 06/06/2013.

Sample CV1248A-CS (sieve) (680-90852-42)[10X] required dilution prior to analysis. The reporting limits have been adjusted accordingly.

Several analytes recovered outside the recovery criteria for the MS/MSD of sample FM0322A-CS-SP (680-90852-9) in batch 680-279357. Also, Chromium exceeded the RPD limit.

No other difficulties were encountered during the metals analysis.

All other quality control parameters were within the acceptance limits.

TOTAL MERCURY

Samples FM0322A-CS-SP (680-90852-9), FM0322A-CS-SP (sieve) (680-90852-15), CV0995A-CS (680-90852-16), CV1248A-CS (680-90852-17), HP0125A-CS-SP (680-90852-35), CV0995A-CS (sieve) (680-90852-41), CV1248A-CS (sieve) (680-90852-42) and HP0125A-CS-SP (sieve) (680-90852-43) were analyzed for total mercury in accordance with EPA SW-846 Method 7471B. The samples were prepared on 06/04/2013 and analyzed on 06/05/2013.

Mercury recovered outside the recovery criteria for the MS of sample FM0322A-CS-SPMS (680-90852-9) in batch 680-279277.

The presence of the '4' qualifier in the data indicates analytes where the concentration in the unspiked sample exceeded four times the spiking amount.

No other difficulties were encountered during the mercury analysis.

Case Narrative

Client: Oneida Total Integrated Enterprises LLC
Project/Site: 35th Avenue Superfund Site

TestAmerica Job ID: 680-90852-3
SDG: 68090852-3

Job ID: 680-90852-3 (Continued)

Laboratory: TestAmerica Savannah (Continued)

All other quality control parameters were within the acceptance limits.

1

2

3

4

5

6

7

8

9

10

11

12

Sample Summary

Client: Oneida Total Integrated Enterprises LLC
Project/Site: 35th Avenue Superfund Site

TestAmerica Job ID: 680-90852-3
SDG: 68090852-3

Lab Sample ID	Client Sample ID	Matrix	Collected	Received
680-90852-9	FM0322A-CS-SP	Solid	05/28/13 13:36	05/31/13 08:53
680-90852-15	FM0322A-CS-SP (sieve)	Solid	05/28/13 13:36	05/31/13 08:53
680-90852-16	CV0995A-CS	Solid	05/29/13 10:30	05/31/13 08:53
680-90852-17	CV1248A-CS	Solid	05/29/13 08:35	05/31/13 08:53
680-90852-35	HP0125A-CS-SP	Solid	05/29/13 13:39	05/31/13 08:53
680-90852-41	CV0995A-CS (sieve)	Solid	05/29/13 10:30	05/31/13 08:53
680-90852-42	CV1248A-CS (sieve)	Solid	05/29/13 08:35	05/31/13 08:53
680-90852-43	HP0125A-CS-SP (sieve)	Solid	05/29/13 13:39	05/31/13 08:53

Method Summary

Client: Oneida Total Integrated Enterprises LLC
Project/Site: 35th Avenue Superfund Site

TestAmerica Job ID: 680-90852-3
SDG: 68090852-3

Method	Method Description	Protocol	Laboratory
6010C	Metals (ICP)	SW846	TAL SAV
7471B	Mercury in Solid or Semisolid Waste (Manual Cold Vapor Technique)	SW846	TAL SAV
Moisture	Percent Moisture	EPA	TAL SAV
Moisture	Percent Moisture	EPA	TAL TAM

Protocol References:


EPA = US Environmental Protection Agency

SW846 = "Test Methods For Evaluating Solid Waste, Physical/Chemical Methods", Third Edition, November 1986 And Its Updates.

Laboratory References:

TAL SAV = TestAmerica Savannah, 5102 LaRoche Avenue, Savannah, GA 31404, TEL (912)354-7858

TAL TAM = TestAmerica Tampa, 6712 Benjamin Road, Suite 100, Tampa, FL 33634, TEL (813)885-7427



Definitions/Glossary

Client: Oneida Total Integrated Enterprises LLC
Project/Site: 35th Avenue Superfund Site

TestAmerica Job ID: 680-90852-3
SDG: 68090852-3

Qualifiers

Metals

Qualifier	Qualifier Description
U	Indicates the analyte was analyzed for but not detected.
J	Result is less than the RL but greater than or equal to the MDL and the concentration is an approximate value.
F	MS or MSD exceeds the control limits
4	MS, MSD: The analyte present in the original sample is 4 times greater than the matrix spike concentration; therefore, control limits are not applicable.
F	RPD of the MS and MSD exceeds the control limits

Glossary

Abbreviation	These commonly used abbreviations may or may not be present in this report.
α	Listed under the "D" column to designate that the result is reported on a dry weight basis
%R	Percent Recovery
CNF	Contains no Free Liquid
DER	Duplicate error ratio (normalized absolute difference)
DL, RA, RE, IN	Indicates a Dilution, Re-analysis, Re-extraction, or additional Initial metals/anion analysis of the sample
DLC	Decision level concentration
MDA	Minimum detectable activity
EDL	Estimated Detection Limit
MDC	Minimum detectable concentration
MDL	Method Detection Limit
ML	Minimum Level (Dioxin)
ND	Not detected at the reporting limit (or MDL or EDL if shown)
PQL	Practical Quantitation Limit
QC	Quality Control
RER	Relative error ratio
RL	Reporting Limit or Requested Limit (Radiochemistry)
RPD	Relative Percent Difference, a measure of the relative difference between two points
TEF	Toxicity Equivalent Factor (Dioxin)
TEQ	Toxicity Equivalent Quotient (Dioxin)

Client Sample Results

Client: Oneida Total Integrated Enterprises LLC
 Project/Site: 35th Avenue Superfund Site

TestAmerica Job ID: 680-90852-3
 SDG: 68090852-3

Client Sample ID: FM0322A-CS-SP

Lab Sample ID: 680-90852-9

Date Collected: 05/28/13 13:36

Matrix: Solid

Date Received: 05/31/13 08:53

Percent Solids: 91.7

Method: 6010C - Metals (ICP)

Analyte	Result	Qualifier	RL	MDL	Unit	D	Prepared	Analyzed	Dil Fac
Arsenic	9.3		2.1	0.63	mg/Kg	☼	06/04/13 13:08	06/05/13 23:30	1
Barium	130		1.1	0.32	mg/Kg	☼	06/04/13 13:08	06/05/13 23:30	1
Cadmium	0.48	J	0.53	0.11	mg/Kg	☼	06/04/13 13:08	06/05/13 23:30	1
Chromium	15		1.1	0.53	mg/Kg	☼	06/04/13 13:08	06/05/13 23:30	1
Lead	580		1.1	0.57	mg/Kg	☼	06/04/13 13:08	06/05/13 23:30	1
Selenium	2.7	U	2.7	1.1	mg/Kg	☼	06/04/13 13:08	06/05/13 23:30	1
Silver	1.1	U	1.1	0.10	mg/Kg	☼	06/04/13 13:08	06/05/13 23:30	1

Method: 7471B - Mercury in Solid or Semisolid Waste (Manual Cold Vapor Technique)

Analyte	Result	Qualifier	RL	MDL	Unit	D	Prepared	Analyzed	Dil Fac
Mercury	0.11		0.019	0.0078	mg/Kg	☼	06/04/13 14:33	06/05/13 15:33	1

Client Sample ID: FM0322A-CS-SP (sieve)

Lab Sample ID: 680-90852-15

Date Collected: 05/28/13 13:36

Matrix: Solid

Date Received: 05/31/13 08:53

Percent Solids: 91.1

Method: 6010C - Metals (ICP)

Analyte	Result	Qualifier	RL	MDL	Unit	D	Prepared	Analyzed	Dil Fac
Arsenic	9.6		2.2	0.64	mg/Kg	☼	06/04/13 13:08	06/05/13 23:53	1
Barium	120		1.1	0.32	mg/Kg	☼	06/04/13 13:08	06/05/13 23:53	1
Cadmium	0.69		0.54	0.11	mg/Kg	☼	06/04/13 13:08	06/05/13 23:53	1
Chromium	16		1.1	0.54	mg/Kg	☼	06/04/13 13:08	06/05/13 23:53	1
Lead	620		1.1	0.57	mg/Kg	☼	06/04/13 13:08	06/05/13 23:53	1
Selenium	2.7	U	2.7	1.1	mg/Kg	☼	06/04/13 13:08	06/05/13 23:53	1
Silver	1.1	U	1.1	0.10	mg/Kg	☼	06/04/13 13:08	06/05/13 23:53	1

Method: 7471B - Mercury in Solid or Semisolid Waste (Manual Cold Vapor Technique)

Analyte	Result	Qualifier	RL	MDL	Unit	D	Prepared	Analyzed	Dil Fac
Mercury	0.14		0.019	0.0079	mg/Kg	☼	06/04/13 14:33	06/05/13 15:41	1

Client Sample ID: CV0995A-CS

Lab Sample ID: 680-90852-16

Date Collected: 05/29/13 10:30

Matrix: Solid

Date Received: 05/31/13 08:53

Percent Solids: 62.6

Method: 6010C - Metals (ICP)

Analyte	Result	Qualifier	RL	MDL	Unit	D	Prepared	Analyzed	Dil Fac
Arsenic	44		3.1	0.92	mg/Kg	☼	06/04/13 13:08	06/06/13 00:08	1
Barium	620		1.6	0.47	mg/Kg	☼	06/04/13 13:08	06/06/13 00:08	1
Cadmium	3.3		0.78	0.16	mg/Kg	☼	06/04/13 13:08	06/06/13 00:08	1
Chromium	70		1.6	0.78	mg/Kg	☼	06/04/13 13:08	06/06/13 00:08	1
Lead	410		1.6	0.83	mg/Kg	☼	06/04/13 13:08	06/06/13 00:08	1
Selenium	3.9	U	3.9	1.6	mg/Kg	☼	06/04/13 13:08	06/06/13 00:08	1
Silver	0.47	J	1.6	0.15	mg/Kg	☼	06/04/13 13:08	06/06/13 00:08	1

Method: 7471B - Mercury in Solid or Semisolid Waste (Manual Cold Vapor Technique)

Analyte	Result	Qualifier	RL	MDL	Unit	D	Prepared	Analyzed	Dil Fac
Mercury	0.57		0.031	0.013	mg/Kg	☼	06/04/13 14:33	06/05/13 15:44	1

TestAmerica Savannah

Client Sample Results

Client: Oneida Total Integrated Enterprises LLC
 Project/Site: 35th Avenue Superfund Site

TestAmerica Job ID: 680-90852-3
 SDG: 68090852-3

Client Sample ID: CV1248A-CS

Lab Sample ID: 680-90852-17

Date Collected: 05/29/13 08:35

Matrix: Solid

Date Received: 05/31/13 08:53

Percent Solids: 88.6

Method: 6010C - Metals (ICP)

Analyte	Result	Qualifier	RL	MDL	Unit	D	Prepared	Analyzed	Dil Fac
Arsenic	32		2.2	0.64	mg/Kg	☼	06/04/13 13:08	06/06/13 00:12	1
Barium	320		1.1	0.33	mg/Kg	☼	06/04/13 13:08	06/06/13 00:12	1
Cadmium	1.5		0.54	0.11	mg/Kg	☼	06/04/13 13:08	06/06/13 00:12	1
Chromium	57		1.1	0.54	mg/Kg	☼	06/04/13 13:08	06/06/13 00:12	1
Lead	280		1.1	0.58	mg/Kg	☼	06/04/13 13:08	06/06/13 00:12	1
Selenium	2.7	U	2.7	1.1	mg/Kg	☼	06/04/13 13:08	06/06/13 00:12	1
Silver	1.1	U	1.1	0.10	mg/Kg	☼	06/04/13 13:08	06/06/13 00:12	1

Method: 7471B - Mercury in Solid or Semisolid Waste (Manual Cold Vapor Technique)

Analyte	Result	Qualifier	RL	MDL	Unit	D	Prepared	Analyzed	Dil Fac
Mercury	0.18		0.021	0.0087	mg/Kg	☼	06/04/13 14:33	06/05/13 15:46	1

Client Sample ID: HP0125A-CS-SP

Lab Sample ID: 680-90852-35

Date Collected: 05/29/13 13:39

Matrix: Solid

Date Received: 05/31/13 08:53

Percent Solids: 83.1

Method: 6010C - Metals (ICP)

Analyte	Result	Qualifier	RL	MDL	Unit	D	Prepared	Analyzed	Dil Fac
Arsenic	31		2.1	0.62	mg/Kg	☼	06/04/13 13:08	06/06/13 00:17	1
Barium	210		1.1	0.32	mg/Kg	☼	06/04/13 13:08	06/06/13 00:17	1
Cadmium	0.96		0.53	0.11	mg/Kg	☼	06/04/13 13:08	06/06/13 00:17	1
Chromium	84		1.1	0.53	mg/Kg	☼	06/04/13 13:08	06/06/13 00:17	1
Lead	280		1.1	0.56	mg/Kg	☼	06/04/13 13:08	06/06/13 00:17	1
Selenium	2.6	U	2.6	1.1	mg/Kg	☼	06/04/13 13:08	06/06/13 00:17	1
Silver	1.1	U	1.1	0.10	mg/Kg	☼	06/04/13 13:08	06/06/13 00:17	1

Method: 7471B - Mercury in Solid or Semisolid Waste (Manual Cold Vapor Technique)

Analyte	Result	Qualifier	RL	MDL	Unit	D	Prepared	Analyzed	Dil Fac
Mercury	0.47		0.021	0.0088	mg/Kg	☼	06/04/13 14:33	06/05/13 15:49	1

Client Sample ID: CV0995A-CS (sieve)

Lab Sample ID: 680-90852-41

Date Collected: 05/29/13 10:30

Matrix: Solid

Date Received: 05/31/13 08:53

Percent Solids: 77.6

Method: 6010C - Metals (ICP)

Analyte	Result	Qualifier	RL	MDL	Unit	D	Prepared	Analyzed	Dil Fac
Arsenic	29		2.5	0.72	mg/Kg	☼	06/04/13 13:08	06/06/13 00:22	1
Barium	480		1.2	0.37	mg/Kg	☼	06/04/13 13:08	06/06/13 00:22	1
Cadmium	2.6		0.61	0.12	mg/Kg	☼	06/04/13 13:08	06/06/13 00:22	1
Chromium	58		1.2	0.61	mg/Kg	☼	06/04/13 13:08	06/06/13 00:22	1
Lead	320		1.2	0.65	mg/Kg	☼	06/04/13 13:08	06/06/13 00:22	1
Selenium	1.4	J	3.1	1.2	mg/Kg	☼	06/04/13 13:08	06/06/13 00:22	1
Silver	0.44	J	1.2	0.12	mg/Kg	☼	06/04/13 13:08	06/06/13 00:22	1

Method: 7471B - Mercury in Solid or Semisolid Waste (Manual Cold Vapor Technique)

Analyte	Result	Qualifier	RL	MDL	Unit	D	Prepared	Analyzed	Dil Fac
Mercury	0.47		0.024	0.010	mg/Kg	☼	06/04/13 14:33	06/05/13 15:52	1

TestAmerica Savannah

Client Sample Results

Client: Oneida Total Integrated Enterprises LLC
 Project/Site: 35th Avenue Superfund Site

TestAmerica Job ID: 680-90852-3
 SDG: 68090852-3

Client Sample ID: CV1248A-CS (sieve)

Lab Sample ID: 680-90852-42

Date Collected: 05/29/13 08:35

Matrix: Solid

Date Received: 05/31/13 08:53

Percent Solids: 88.6

Method: 6010C - Metals (ICP)

Analyte	Result	Qualifier	RL	MDL	Unit	D	Prepared	Analyzed	Dil Fac
Arsenic	77		2.2	0.65	mg/Kg	☼	06/04/13 13:08	06/06/13 00:26	1
Barium	300		1.1	0.33	mg/Kg	☼	06/04/13 13:08	06/06/13 00:26	1
Cadmium	1.6		0.55	0.11	mg/Kg	☼	06/04/13 13:08	06/06/13 00:26	1
Chromium	65		1.1	0.55	mg/Kg	☼	06/04/13 13:08	06/06/13 00:26	1
Lead	11000		11	5.8	mg/Kg	☼	06/04/13 13:08	06/06/13 14:17	10
Selenium	2.7	U	2.7	1.1	mg/Kg	☼	06/04/13 13:08	06/06/13 00:26	1
Silver	0.97	J	1.1	0.11	mg/Kg	☼	06/04/13 13:08	06/06/13 00:26	1

Method: 7471B - Mercury in Solid or Semisolid Waste (Manual Cold Vapor Technique)

Analyte	Result	Qualifier	RL	MDL	Unit	D	Prepared	Analyzed	Dil Fac
Mercury	0.19		0.020	0.0083	mg/Kg	☼	06/04/13 14:33	06/05/13 15:54	1

Client Sample ID: HP0125A-CS-SP (sieve)

Lab Sample ID: 680-90852-43

Date Collected: 05/29/13 13:39

Matrix: Solid

Date Received: 05/31/13 08:53

Percent Solids: 83.6

Method: 6010C - Metals (ICP)

Analyte	Result	Qualifier	RL	MDL	Unit	D	Prepared	Analyzed	Dil Fac
Arsenic	29		2.1	0.63	mg/Kg	☼	06/04/13 13:08	06/06/13 00:31	1
Barium	190		1.1	0.32	mg/Kg	☼	06/04/13 13:08	06/06/13 00:31	1
Cadmium	0.93		0.53	0.11	mg/Kg	☼	06/04/13 13:08	06/06/13 00:31	1
Chromium	71		1.1	0.53	mg/Kg	☼	06/04/13 13:08	06/06/13 00:31	1
Lead	270		1.1	0.57	mg/Kg	☼	06/04/13 13:08	06/06/13 00:31	1
Selenium	2.7	U	2.7	1.1	mg/Kg	☼	06/04/13 13:08	06/06/13 00:31	1
Silver	1.1	U	1.1	0.10	mg/Kg	☼	06/04/13 13:08	06/06/13 00:31	1

Method: 7471B - Mercury in Solid or Semisolid Waste (Manual Cold Vapor Technique)

Analyte	Result	Qualifier	RL	MDL	Unit	D	Prepared	Analyzed	Dil Fac
Mercury	0.40		0.021	0.0085	mg/Kg	☼	06/04/13 14:33	06/05/13 16:02	1

QC Sample Results

Client: Oneida Total Integrated Enterprises LLC
 Project/Site: 35th Avenue Superfund Site

TestAmerica Job ID: 680-90852-3
 SDG: 68090852-3

Method: 6010C - Metals (ICP)

Lab Sample ID: MB 680-279047/1-A
Matrix: Solid
Analysis Batch: 279357

Client Sample ID: Method Blank
Prep Type: Total/NA
Prep Batch: 279047

Analyte	MB Result	MB Qualifier	RL	MDL	Unit	D	Prepared	Analyzed	Dil Fac
Arsenic	2.0	U	2.0	0.58	mg/Kg		06/04/13 13:08	06/05/13 23:21	1
Barium	0.98	U	0.98	0.29	mg/Kg		06/04/13 13:08	06/05/13 23:21	1
Cadmium	0.49	U	0.49	0.098	mg/Kg		06/04/13 13:08	06/05/13 23:21	1
Chromium	0.98	U	0.98	0.49	mg/Kg		06/04/13 13:08	06/05/13 23:21	1
Lead	0.98	U	0.98	0.52	mg/Kg		06/04/13 13:08	06/05/13 23:21	1
Selenium	2.5	U	2.5	0.98	mg/Kg		06/04/13 13:08	06/05/13 23:21	1
Silver	0.98	U	0.98	0.094	mg/Kg		06/04/13 13:08	06/05/13 23:21	1

Lab Sample ID: LCS 680-279047/2-A
Matrix: Solid
Analysis Batch: 279357

Client Sample ID: Lab Control Sample
Prep Type: Total/NA
Prep Batch: 279047

Analyte	Spike Added	LCS Result	LCS Qualifier	Unit	D	%Rec	%Rec. Limits
Arsenic	9.80	10.4		mg/Kg		106	75 - 125
Barium	9.80	9.28		mg/Kg		95	75 - 125
Cadmium	4.90	5.03		mg/Kg		103	75 - 125
Chromium	9.80	9.97		mg/Kg		102	75 - 125
Lead	4.90	5.54		mg/Kg		113	75 - 125
Selenium	9.80	10.4		mg/Kg		106	75 - 125
Silver	4.90	5.00		mg/Kg		102	75 - 125

Lab Sample ID: 680-90852-9 MS
Matrix: Solid
Analysis Batch: 279357

Client Sample ID: FM0322A-CS-SP
Prep Type: Total/NA
Prep Batch: 279047

Analyte	Sample Result	Sample Qualifier	Spike Added	MS Result	MS Qualifier	Unit	D	%Rec	%Rec. Limits
Arsenic	9.3		10.7	20.5		mg/Kg	☼	105	75 - 125
Barium	130		10.7	129	4	mg/Kg	☼	-5	75 - 125
Cadmium	0.48	J	5.34	5.87		mg/Kg	☼	101	75 - 125
Chromium	15		10.7	23.1		mg/Kg	☼	76	75 - 125
Lead	580		5.34	464	4	mg/Kg	☼	-2127	75 - 125
Selenium	2.7	U	10.7	11.3		mg/Kg	☼	106	75 - 125
Silver	1.1	U	5.34	5.38		mg/Kg	☼	101	75 - 125

Lab Sample ID: 680-90852-9 MSD
Matrix: Solid
Analysis Batch: 279357

Client Sample ID: FM0322A-CS-SP
Prep Type: Total/NA
Prep Batch: 279047

Analyte	Sample Result	Sample Qualifier	Spike Added	MSD Result	MSD Qualifier	Unit	D	%Rec	%Rec. Limits	RPD	RPD Limit
Arsenic	9.3		10.7	21.1		mg/Kg	☼	111	75 - 125	3	20
Barium	130		10.7	131	4	mg/Kg	☼	12	75 - 125	1	20
Cadmium	0.48	J	5.34	5.78		mg/Kg	☼	99	75 - 125	1	20
Chromium	15		10.7	29.7	F	mg/Kg	☼	138	75 - 125	25	20
Lead	580		5.34	471	4	mg/Kg	☼	-1998	75 - 125	1	20
Selenium	2.7	U	10.7	11.1		mg/Kg	☼	104	75 - 125	2	20
Silver	1.1	U	5.34	5.34		mg/Kg	☼	100	75 - 125	1	20

QC Sample Results

Client: Oneida Total Integrated Enterprises LLC
 Project/Site: 35th Avenue Superfund Site

TestAmerica Job ID: 680-90852-3
 SDG: 68090852-3

Method: 7471B - Mercury in Solid or Semisolid Waste (Manual Cold Vapor Technique)

Lab Sample ID: MB 680-279061/1-A
Matrix: Solid
Analysis Batch: 279277

Client Sample ID: Method Blank
Prep Type: Total/NA
Prep Batch: 279061

Analyte	MB Result	MB Qualifier	RL	MDL	Unit	D	Prepared	Analyzed	Dil Fac
Mercury	0.018	U	0.018	0.0072	mg/Kg		06/04/13 14:33	06/05/13 15:07	1

Lab Sample ID: LCS 680-279061/2-A
Matrix: Solid
Analysis Batch: 279277

Client Sample ID: Lab Control Sample
Prep Type: Total/NA
Prep Batch: 279061

Analyte	Spike Added	LCS Result	LCS Qualifier	Unit	D	%Rec	%Rec. Limits
Mercury	0.231	0.215		mg/Kg		93	80 - 120

Lab Sample ID: 680-90852-9 MS
Matrix: Solid
Analysis Batch: 279277

Client Sample ID: FM0322A-CS-SP
Prep Type: Total/NA
Prep Batch: 279061

Analyte	Sample Result	Sample Qualifier	Spike Added	MS Result	MS Qualifier	Unit	D	%Rec	%Rec. Limits
Mercury	0.11		0.0940	0.235	F	mg/Kg	☼	130	80 - 120

Lab Sample ID: 680-90852-9 MSD
Matrix: Solid
Analysis Batch: 279277

Client Sample ID: FM0322A-CS-SP
Prep Type: Total/NA
Prep Batch: 279061

Analyte	Sample Result	Sample Qualifier	Spike Added	MSD Result	MSD Qualifier	Unit	D	%Rec	%Rec. Limits	RPD	RPD Limit
Mercury	0.11		0.0991	0.208		mg/Kg	☼	95	80 - 120	12	20

QC Association Summary

Client: Oneida Total Integrated Enterprises LLC
 Project/Site: 35th Avenue Superfund Site

TestAmerica Job ID: 680-90852-3
 SDG: 68090852-3

Metals

Prep Batch: 279047

Lab Sample ID	Client Sample ID	Prep Type	Matrix	Method	Prep Batch
680-90852-9	FM0322A-CS-SP	Total/NA	Solid	3050B	
680-90852-9 MS	FM0322A-CS-SP	Total/NA	Solid	3050B	
680-90852-9 MSD	FM0322A-CS-SP	Total/NA	Solid	3050B	
680-90852-15	FM0322A-CS-SP (sieve)	Total/NA	Solid	3050B	
680-90852-16	CV0995A-CS	Total/NA	Solid	3050B	
680-90852-17	CV1248A-CS	Total/NA	Solid	3050B	
680-90852-35	HP0125A-CS-SP	Total/NA	Solid	3050B	
680-90852-41	CV0995A-CS (sieve)	Total/NA	Solid	3050B	
680-90852-42	CV1248A-CS (sieve)	Total/NA	Solid	3050B	
680-90852-43	HP0125A-CS-SP (sieve)	Total/NA	Solid	3050B	
LCS 680-279047/2-A	Lab Control Sample	Total/NA	Solid	3050B	
MB 680-279047/1-A	Method Blank	Total/NA	Solid	3050B	

Prep Batch: 279061

Lab Sample ID	Client Sample ID	Prep Type	Matrix	Method	Prep Batch
680-90852-9	FM0322A-CS-SP	Total/NA	Solid	7471B	
680-90852-9 MS	FM0322A-CS-SP	Total/NA	Solid	7471B	
680-90852-9 MSD	FM0322A-CS-SP	Total/NA	Solid	7471B	
680-90852-15	FM0322A-CS-SP (sieve)	Total/NA	Solid	7471B	
680-90852-16	CV0995A-CS	Total/NA	Solid	7471B	
680-90852-17	CV1248A-CS	Total/NA	Solid	7471B	
680-90852-35	HP0125A-CS-SP	Total/NA	Solid	7471B	
680-90852-41	CV0995A-CS (sieve)	Total/NA	Solid	7471B	
680-90852-42	CV1248A-CS (sieve)	Total/NA	Solid	7471B	
680-90852-43	HP0125A-CS-SP (sieve)	Total/NA	Solid	7471B	
LCS 680-279061/2-A	Lab Control Sample	Total/NA	Solid	7471B	
MB 680-279061/1-A	Method Blank	Total/NA	Solid	7471B	

Analysis Batch: 279277

Lab Sample ID	Client Sample ID	Prep Type	Matrix	Method	Prep Batch
680-90852-9	FM0322A-CS-SP	Total/NA	Solid	7471B	279061
680-90852-9 MS	FM0322A-CS-SP	Total/NA	Solid	7471B	279061
680-90852-9 MSD	FM0322A-CS-SP	Total/NA	Solid	7471B	279061
680-90852-15	FM0322A-CS-SP (sieve)	Total/NA	Solid	7471B	279061
680-90852-16	CV0995A-CS	Total/NA	Solid	7471B	279061
680-90852-17	CV1248A-CS	Total/NA	Solid	7471B	279061
680-90852-35	HP0125A-CS-SP	Total/NA	Solid	7471B	279061
680-90852-41	CV0995A-CS (sieve)	Total/NA	Solid	7471B	279061
680-90852-42	CV1248A-CS (sieve)	Total/NA	Solid	7471B	279061
680-90852-43	HP0125A-CS-SP (sieve)	Total/NA	Solid	7471B	279061
LCS 680-279061/2-A	Lab Control Sample	Total/NA	Solid	7471B	279061
MB 680-279061/1-A	Method Blank	Total/NA	Solid	7471B	279061

Analysis Batch: 279357

Lab Sample ID	Client Sample ID	Prep Type	Matrix	Method	Prep Batch
680-90852-9	FM0322A-CS-SP	Total/NA	Solid	6010C	279047
680-90852-9 MS	FM0322A-CS-SP	Total/NA	Solid	6010C	279047
680-90852-9 MSD	FM0322A-CS-SP	Total/NA	Solid	6010C	279047
680-90852-15	FM0322A-CS-SP (sieve)	Total/NA	Solid	6010C	279047
680-90852-16	CV0995A-CS	Total/NA	Solid	6010C	279047
680-90852-17	CV1248A-CS	Total/NA	Solid	6010C	279047

TestAmerica Savannah

QC Association Summary

Client: Oneida Total Integrated Enterprises LLC
Project/Site: 35th Avenue Superfund Site

TestAmerica Job ID: 680-90852-3
SDG: 68090852-3

Metals (Continued)

Analysis Batch: 279357 (Continued)

Lab Sample ID	Client Sample ID	Prep Type	Matrix	Method	Prep Batch
680-90852-35	HP0125A-CS-SP	Total/NA	Solid	6010C	279047
680-90852-41	CV0995A-CS (sieve)	Total/NA	Solid	6010C	279047
680-90852-42	CV1248A-CS (sieve)	Total/NA	Solid	6010C	279047
680-90852-43	HP0125A-CS-SP (sieve)	Total/NA	Solid	6010C	279047
LCS 680-279047/2-A	Lab Control Sample	Total/NA	Solid	6010C	279047
MB 680-279047/1-A	Method Blank	Total/NA	Solid	6010C	279047

Analysis Batch: 279528

Lab Sample ID	Client Sample ID	Prep Type	Matrix	Method	Prep Batch
680-90852-42	CV1248A-CS (sieve)	Total/NA	Solid	6010C	279047

General Chemistry

Analysis Batch: 137974

Lab Sample ID	Client Sample ID	Prep Type	Matrix	Method	Prep Batch
680-90852-9	FM0322A-CS-SP	Total/NA	Solid	Moisture	
680-90852-9 MS	FM0322A-CS-SP	Total/NA	Solid	Moisture	
680-90852-9 MSD	FM0322A-CS-SP	Total/NA	Solid	Moisture	
680-90852-16	CV0995A-CS	Total/NA	Solid	Moisture	
680-90852-17	CV1248A-CS	Total/NA	Solid	Moisture	
680-90852-35	HP0125A-CS-SP	Total/NA	Solid	Moisture	

Analysis Batch: 278996

Lab Sample ID	Client Sample ID	Prep Type	Matrix	Method	Prep Batch
680-90852-15	FM0322A-CS-SP (sieve)	Total/NA	Solid	Moisture	
680-90852-41	CV0995A-CS (sieve)	Total/NA	Solid	Moisture	
680-90852-42	CV1248A-CS (sieve)	Total/NA	Solid	Moisture	
680-90852-43	HP0125A-CS-SP (sieve)	Total/NA	Solid	Moisture	

Lab Chronicle

Client: Oneida Total Integrated Enterprises LLC
 Project/Site: 35th Avenue Superfund Site

TestAmerica Job ID: 680-90852-3
 SDG: 68090852-3

Client Sample ID: FM0322A-CS-SP

Lab Sample ID: 680-90852-9

Date Collected: 05/28/13 13:36

Matrix: Solid

Date Received: 05/31/13 08:53

Percent Solids: 91.7

Prep Type	Batch Type	Batch Method	Run	Dilution Factor	Batch Number	Prepared or Analyzed	Analyst	Lab
Total/NA	Prep	7471B			279061	06/04/13 14:33	UU	TAL SAV
Total/NA	Analysis	7471B		1	279277	06/05/13 15:33	BCB	TAL SAV
Total/NA	Prep	3050B			279047	06/04/13 13:08	JKL	TAL SAV
Total/NA	Analysis	6010C		1	279357	06/05/13 23:30	BCB	TAL SAV
Total/NA	Analysis	Moisture		1	137974	06/03/13 06:43	AG	TAL TAM

Client Sample ID: FM0322A-CS-SP (sieve)

Lab Sample ID: 680-90852-15

Date Collected: 05/28/13 13:36

Matrix: Solid

Date Received: 05/31/13 08:53

Percent Solids: 91.1

Prep Type	Batch Type	Batch Method	Run	Dilution Factor	Batch Number	Prepared or Analyzed	Analyst	Lab
Total/NA	Prep	7471B			279061	06/04/13 14:33	UU	TAL SAV
Total/NA	Analysis	7471B		1	279277	06/05/13 15:41	BCB	TAL SAV
Total/NA	Prep	3050B			279047	06/04/13 13:08	JKL	TAL SAV
Total/NA	Analysis	6010C		1	279357	06/05/13 23:53	BCB	TAL SAV
Total/NA	Analysis	Moisture		1	278996	06/04/13 10:09	FS	TAL SAV

Client Sample ID: CV0995A-CS

Lab Sample ID: 680-90852-16

Date Collected: 05/29/13 10:30

Matrix: Solid

Date Received: 05/31/13 08:53

Percent Solids: 62.6

Prep Type	Batch Type	Batch Method	Run	Dilution Factor	Batch Number	Prepared or Analyzed	Analyst	Lab
Total/NA	Prep	7471B			279061	06/04/13 14:33	UU	TAL SAV
Total/NA	Analysis	7471B		1	279277	06/05/13 15:44	BCB	TAL SAV
Total/NA	Prep	3050B			279047	06/04/13 13:08	JKL	TAL SAV
Total/NA	Analysis	6010C		1	279357	06/06/13 00:08	BCB	TAL SAV
Total/NA	Analysis	Moisture		1	137974	06/03/13 06:43	AG	TAL TAM

Client Sample ID: CV1248A-CS

Lab Sample ID: 680-90852-17

Date Collected: 05/29/13 08:35

Matrix: Solid

Date Received: 05/31/13 08:53

Percent Solids: 88.6

Prep Type	Batch Type	Batch Method	Run	Dilution Factor	Batch Number	Prepared or Analyzed	Analyst	Lab
Total/NA	Prep	7471B			279061	06/04/13 14:33	UU	TAL SAV
Total/NA	Analysis	7471B		1	279277	06/05/13 15:46	BCB	TAL SAV
Total/NA	Prep	3050B			279047	06/04/13 13:08	JKL	TAL SAV
Total/NA	Analysis	6010C		1	279357	06/06/13 00:12	BCB	TAL SAV
Total/NA	Analysis	Moisture		1	137974	06/03/13 06:43	AG	TAL TAM

Lab Chronicle

Client: Oneida Total Integrated Enterprises LLC
 Project/Site: 35th Avenue Superfund Site

TestAmerica Job ID: 680-90852-3
 SDG: 68090852-3

Client Sample ID: HP0125A-CS-SP

Lab Sample ID: 680-90852-35

Date Collected: 05/29/13 13:39

Matrix: Solid

Date Received: 05/31/13 08:53

Percent Solids: 83.1

Prep Type	Batch Type	Batch Method	Run	Dilution Factor	Batch Number	Prepared or Analyzed	Analyst	Lab
Total/NA	Prep	7471B			279061	06/04/13 14:33	UU	TAL SAV
Total/NA	Analysis	7471B		1	279277	06/05/13 15:49	BCB	TAL SAV
Total/NA	Prep	3050B			279047	06/04/13 13:08	JKL	TAL SAV
Total/NA	Analysis	6010C		1	279357	06/06/13 00:17	BCB	TAL SAV
Total/NA	Analysis	Moisture		1	137974	06/03/13 06:43	AG	TAL TAM

Client Sample ID: CV0995A-CS (sieve)

Lab Sample ID: 680-90852-41

Date Collected: 05/29/13 10:30

Matrix: Solid

Date Received: 05/31/13 08:53

Percent Solids: 77.6

Prep Type	Batch Type	Batch Method	Run	Dilution Factor	Batch Number	Prepared or Analyzed	Analyst	Lab
Total/NA	Prep	7471B			279061	06/04/13 14:33	UU	TAL SAV
Total/NA	Analysis	7471B		1	279277	06/05/13 15:52	BCB	TAL SAV
Total/NA	Prep	3050B			279047	06/04/13 13:08	JKL	TAL SAV
Total/NA	Analysis	6010C		1	279357	06/06/13 00:22	BCB	TAL SAV
Total/NA	Analysis	Moisture		1	278996	06/04/13 10:09	FS	TAL SAV

Client Sample ID: CV1248A-CS (sieve)

Lab Sample ID: 680-90852-42

Date Collected: 05/29/13 08:35

Matrix: Solid

Date Received: 05/31/13 08:53

Percent Solids: 88.6

Prep Type	Batch Type	Batch Method	Run	Dilution Factor	Batch Number	Prepared or Analyzed	Analyst	Lab
Total/NA	Prep	7471B			279061	06/04/13 14:33	UU	TAL SAV
Total/NA	Analysis	7471B		1	279277	06/05/13 15:54	BCB	TAL SAV
Total/NA	Prep	3050B			279047	06/04/13 13:08	JKL	TAL SAV
Total/NA	Analysis	6010C		1	279357	06/06/13 00:26	BCB	TAL SAV
Total/NA	Prep	3050B			279047	06/04/13 13:08	JKL	TAL SAV
Total/NA	Analysis	6010C		10	279528	06/06/13 14:17	BCB	TAL SAV
Total/NA	Analysis	Moisture		1	278996	06/04/13 10:09	FS	TAL SAV

Client Sample ID: HP0125A-CS-SP (sieve)

Lab Sample ID: 680-90852-43

Date Collected: 05/29/13 13:39

Matrix: Solid

Date Received: 05/31/13 08:53

Percent Solids: 83.6

Prep Type	Batch Type	Batch Method	Run	Dilution Factor	Batch Number	Prepared or Analyzed	Analyst	Lab
Total/NA	Prep	7471B			279061	06/04/13 14:33	UU	TAL SAV
Total/NA	Analysis	7471B		1	279277	06/05/13 16:02	BCB	TAL SAV
Total/NA	Prep	3050B			279047	06/04/13 13:08	JKL	TAL SAV
Total/NA	Analysis	6010C		1	279357	06/06/13 00:31	BCB	TAL SAV
Total/NA	Analysis	Moisture		1	278996	06/04/13 10:09	FS	TAL SAV

Lab Chronicle

Client: Oneida Total Integrated Enterprises LLC
Project/Site: 35th Avenue Superfund Site

TestAmerica Job ID: 680-90852-3
SDG: 68090852-3

Laboratory References:

TAL SAV = TestAmerica Savannah, 5102 LaRoche Avenue, Savannah, GA 31404, TEL (912)354-7858

TAL TAM = TestAmerica Tampa, 6712 Benjamin Road, Suite 100, Tampa, FL 33634, TEL (813)885-7427

1

2

3

4

5

6

7

8

9

10

11

12

ANALYSIS REQUEST AND CHAIN OF CUSTODY RECORD

TestAmerica

THE LEADER IN ENVIRONMENTAL TESTING

TestAmerica Savannah
5102 LaRoche Avenue
Savannah, GA 31404

Website: www.testamericainc.com
Phone: (912) 354-7858
Fax: (912) 352-0165

Alternate Laboratory Name/Location
Tampa

Phone:
Fax:

PROJECT REFERENCE <i>35th Ave Removal</i>	PROJECT NO. <i>200548-1356</i>	PROJECT LOCATION (STATE) <i>AL</i>	MATRIX TYPE	REQUIRED ANALYSIS	PAGE <i>1</i>	OF <i>4</i>
----------------------------------------------	-----------------------------------	---------------------------------------	-------------	-------------------	------------------	----------------

TAL (LAB) PROJECT MANAGER <i>Lisa Williams</i>	P.O. NUMBER	CONTRACT NO.	STANDARD REPORT DELIVERY <input type="radio"/>	DATE DUE
---------------------------------------------------	-------------	--------------	---------------------------------------------------	----------

(b) (6)


COMPOSITE: (V) OR GRAB (G) INDICATE	AQUEOUS (WATER)	SOLID OR SEMISOLID	AIR	NONAQUEOUS LIQUID (OIL, SOLVENT, ...)	STANDARD REPORT DELIVERY <input type="radio"/>	DATE DUE
				<i>LL PAH RCRA Metals</i>	EXPEDITED REPORT DELIVERY (SURCHARGE) <input type="radio"/>	<i>10 Calendar Days</i>

PRESERVATIVE				NUMBER OF COOLERS SUBMITTED PER SHIPMENT:
--------------	--	--	--	-------------------------------------------

SAMPLE		SAMPLE IDENTIFICATION	COMPOSITE	AQUEOUS	SOLID	AIR	NONAQUEOUS	NUMBER OF CONTAINERS SUBMITTED				REMARKS
DATE	TIME							1	2	3	4	

Page 17 of 24

DATE	TIME	SAMPLE IDENTIFICATION	COMPOSITE	AQUEOUS	SOLID	AIR	NONAQUEOUS	1	2	3	4	REMARKS
5-28-13	1400	CV0305A-CS	C	X			X					
	1410	CV0305B-CS	C	X			X					
	1320	CV06650A-CS	C	X			X					
	1320	CV0650A-CSD	C	X			X					
	1330	CV0650B-CSD	C	X			X					
	1240	CV0696A-CS	C	X			X					
	1240	CV0696A-CSD	C	X			X					
	1250	CV0696B-CS	C	X			X					
	1336	FM0322A-CS-SP	C	X			X	X				
	1344	FM0322B-CS-SP	C	X			X					
	1428	FM0348A-CS-SP	C	X			X					
	1434	FM0348B-CS-SP	C	X			X					



680-90852-01 Chain of Custody

RELINQUISHED BY: (SIGNATURE) <i>[Signature]</i>	DATE <i>5-30-13</i>	TIME <i>1000</i>	RELINQUISHED BY: (SIGNATURE) <i>[Signature]</i>	DATE <i>6-3-13</i>	TIME <i>1715</i>	RELINQUISHED BY: (SIGNATURE) <i>[Signature]</i>	DATE	TIME
RECEIVED BY: (SIGNATURE) <i>[Signature]</i>	DATE	TIME	RECEIVED BY: (SIGNATURE) <i>[Signature]</i>	DATE	TIME	RECEIVED BY: (SIGNATURE) <i>[Signature]</i>	DATE <i>06/04/13</i>	TIME <i>0655</i>

LABORATORY USE ONLY

RECEIVED FOR LABORATORY BY: (SIGNATURE) <i>Carel McInulty</i>	DATE <i>5/31/13</i>	TIME <i>0853</i>	CUSTODY INTACT YES <input type="radio"/> NO <input type="radio"/>	CUSTODY SEAL NO.	SAVANNAH LOG NO. <i>680-90852</i>	LABORATORY REMARKS <i>5.7 C Cu07</i>	<i>2.2°C</i>
------------------------------------------------------------------	------------------------	---------------------	-------------------------------------------------------------------------	------------------	--------------------------------------	-----------------------------------------	--------------



ANALYSIS REQUEST AND CHAIN OF CUSTODY RECORD

TestAmerica

THE LEADER IN ENVIRONMENTAL TESTING

TestAmerica Savannah
5102 LaRoche Avenue
Savannah, GA 31404

Website: www.testamericainc.com
Phone: (912) 354-7858
Fax: (912) 352-0165

Alternate Laboratory Name/Location
Test Am Tampa

Phone:
Fax:

PROJECT REFERENCE <i>35th Ave Removal</i>	PROJECT NO. <i>200948-1356</i>	PROJECT LOCATION (STATE) <i>AL</i>	MATRIX TYPE	REQUIRED ANALYSIS	PAGE <i>2</i> OF <i>4</i>
TAL (LAB) PROJECT MANAGER <i>Lisa Harven</i>	P.O. NUMBER	CONTRACT NO.			STANDARD REPORT DELIVERY <input type="radio"/>

(b) (6)

COMPANY CONTRACTING THIS WORK (if applicable)	COMPOSITE (C) OR GRAB (G) INDICATE	AQUEOUS (WATER) SOLID OR SEMISOLID	AIR	NONAQUEOUS LIQUID (OIL, SOLVENT, ...)	STANDARD REPORT DELIVERY DATE DUE _____
				<i>LL RAIN</i>	EXPEDITED REPORT DELIVERY (SURCHARGE) <input type="radio"/>
				<i>RELAB Methods</i>	DATE DUE _____

PRESERVATIVE

NUMBER OF COOLERS SUBMITTED PER SHIPMENT:	REMARKS
-------------------------------------------	---------

SAMPLE		SAMPLE IDENTIFICATION	COMPOSITE (C) OR GRAB (G) INDICATE	AQUEOUS (WATER) SOLID OR SEMISOLID	AIR	NONAQUEOUS LIQUID (OIL, SOLVENT, ...)	NUMBER OF CONTAINERS SUBMITTED										REMARKS		
DATE	TIME						1	2	3	4	5	6	7	8	9	10		11	12
<i>5-28-B</i>	<i>1454</i>	<i>FM 0349A-CS-SP</i>	<i>C</i>	<i>X</i>		<i>X</i>													
	<i>1507</i>	<i>FM0349B-CS-SP</i>	<i>C</i>	<i>X</i>		<i>X</i>													
	<i>1336</i>	<i>FM0322A-CS-SP (save)</i>	<i>C</i>	<i>X</i>			<i>X</i>												
<i>5-29-B</i>	<i>1030</i>	<i>CV0995A-CS</i>	<i>C</i>	<i>X</i>		<i>X</i>	<i>X</i>												
<i>5-29-13</i>	<i>0835</i>	<i>CV 1248A-CS</i>	<i>C</i>	<i>X</i>		<i>X</i>	<i>X</i>												
	<i>0845</i>	<i>CV 1248B-CS</i>	<i>C</i>	<i>X</i>		<i>X</i>													
	<i>0845</i>	<i>CV 1248B-CSD</i>	<i>C</i>	<i>X</i>		<i>X</i>													
	<i>0901</i>	<i>FM0098A-CS-SP</i>	<i>C</i>	<i>X</i>		<i>X</i>													
	<i>0912</i>	<i>FM0098B-CS-SP</i>	<i>C</i>	<i>X</i>		<i>X</i>													
	<i>0923</i>	<i>FM0098C-CS-SP</i>	<i>C</i>	<i>X</i>		<i>X</i>													
	<i>0937</i>	<i>FM0098D-CS-SP</i>	<i>C</i>	<i>X</i>		<i>X</i>													
	<i>1032</i>	<i>HP 0175A-CS-SP</i>	<i>C</i>	<i>X</i>		<i>X</i>													



680-90852-02 Chain of Custody

RELINQUISHED BY: (SIGNATURE) <i>[Signature]</i>	DATE <i>5-30-13</i>	TIME <i>1020</i>	RELINQUISHED BY: (SIGNATURE) <i>[Signature]</i>	DATE <i>6-3-13</i>	TIME <i>1715</i>	RELINQUISHED BY: (SIGNATURE)	DATE	TIME
RECEIVED BY: (SIGNATURE)	DATE	TIME	RECEIVED BY: (SIGNATURE)	DATE	TIME	RECEIVED BY: (SIGNATURE)	DATE	TIME

RECEIVED FOR LABORATORY BY: (SIGNATURE) <i>Carol McHilly</i>	DATE <i>5/31/13</i>	TIME <i>0853</i>	CUSTODY INTACT YES <input type="radio"/> NO <input type="radio"/>	CUSTODY SEAL NO.	SAVANNAH LOG NO. <i>680-90852</i>	LABORATORY REMARKS
-----------------------------------------------------------------	------------------------	---------------------	-------------------------------------------------------------------------	------------------	--------------------------------------	--------------------

Page 18 of 24

07/2013



ANALYSIS REQUEST AND CHAIN OF CUSTODY RECORD

TestAmerica

THE LEADER IN ENVIRONMENTAL TESTING

TestAmerica Savannah
5102 LaRoche Avenue
Savannah, GA 31404

Website: www.testamericainc.com
Phone: (912) 354-7858
Fax: (912) 352-0165

Alternate Laboratory Name/Location

Test Am Tampa

Phone:
Fax:

PROJECT REFERENCE 35 th Ave Removal	PROJECT NO. 2005148-1356	PROJECT LOCATION (STATE) AL	MATRIX TYPE	REQUIRED ANALYSIS	PAGE 3 OF 4
---------------------------------------------------	-----------------------------	--------------------------------	-------------	-------------------	-------------

TAL (LAB) PROJECT MANAGER	P.O. NUMBER	CONTRACT NO.	STANDARD REPORT DELIVERY <input type="radio"/>	DATE DUE
---------------------------	-------------	--------------	------------------------------------------------	----------

(b) (6)

COMPOSITE (C) OR GRAB (G) INDICATE	AQUEOUS (WATER) SOLID OR SEMISOLID	AIR	NONAQUEOUS LIQUID (OIL, SOLVENT, ...)	LL PAH	ZETA & Metals	EXPEDITED REPORT DELIVERY (SURCHARGE) <input type="radio"/>	DATE DUE
------------------------------------	------------------------------------	-----	---------------------------------------	--------	---------------	-------------------------------------------------------------	----------

PRESERVATIVE

NUMBER OF CONTAINERS SUBMITTED	REMARKS
--------------------------------	---------

Page 19 of 24

SAMPLE		SAMPLE IDENTIFICATION	COMPOSITE (C) OR GRAB (G) INDICATE	AQUEOUS (WATER) SOLID OR SEMISOLID	AIR	NONAQUEOUS LIQUID (OIL, SOLVENT, ...)	NUMBER OF CONTAINERS SUBMITTED										REMARKS							
DATE	TIME						1	2	3	4	5	6	7	8	9	10		11	12					
5-27-13	1048	HP0175B-CS-SP	C	X		X																		
5-29-13	1100	AP0175C-CS-SP	C	X		X																		
	1350	CV1305A-CS	C	X		X																		
	1400	CV1305B-CS	C	X		X																		
	1810	FM0307A-CS	C	X		X																		
	1320	FM0307B-CS	C	X		X																		
	1235	FM0352A-CS	C	X		X																		
	1205	FM0352A-CSD	C	X		X																		
	1250	HP0072A-CS-SP	C	X		X																		
	1306	HP0072B-CS-SP	C	X		X																		
	1339	HP0125A-CS-SP	C	X		X	X																	
	1354	HP0125B-CS-SP	C	X		X	X																	



RELINQUISHED BY: (SIGNATURE) <i>[Signature]</i>	DATE 5-30-13	TIME 10:00	RELINQUISHED BY: (SIGNATURE) <i>[Signature]</i>	DATE 6-3-13	TIME 1715	RELINQUISHED BY: (SIGNATURE)	DATE	TIME
RECEIVED BY: (SIGNATURE)	DATE	TIME	RECEIVED BY: (SIGNATURE)	DATE	TIME	RECEIVED BY: (SIGNATURE)	DATE	TIME

07/21/2013

RECEIVED FOR LABORATORY BY: (SIGNATURE) <i>Coral McNulty</i>	DATE 5/31/13	TIME 0853	CUSTODY INTACT YES <input type="radio"/> NO <input type="radio"/>	CUSTODY SEAL NO.	SAVANNAH LOG NO. 680-90852	LABORATORY REMARKS
-----------------------------------------------------------------	-----------------	--------------	-------------------------------------------------------------------------	------------------	-------------------------------	--------------------



ANALYSIS REQUEST AND CHAIN OF CUSTODY RECORD

TestAmerica

THE LEADER IN ENVIRONMENTAL TESTING

TestAmerica Savannah
5102 LaRoche Avenue
Savannah, GA 31404

Website: www.testamericainc.com
Phone: (912) 354-7858
Fax: (912) 352-0165

Alternate Laboratory Name/Location
Test Am Tampa

Phone:
Fax:

PROJECT REFERENCE <i>35th Ave Removal</i>	PROJECT NO. <i>2005148-1356</i>	PROJECT LOCATION (STATE) <i>AL</i>	MATRIX TYPE	REQUIRED ANALYSIS	PAGE <i>4</i> OF <i>4</i>
TAL (LAB) PROJECT MANAGER <i>Lisa Harvey</i>	P.O. NUMBER	CONTRACT NO.			STANDARD REPORT DELIVERY <input type="radio"/>

(b) (6)

SAMPLE		SAMPLE IDENTIFICATION	COMPOSITE (C) OR GRAB (G) INDICATE	AQUEOUS (WATER)	SOLID OR SEMISOLID	AIR	NONAQUEOUS LIQUID (OIL, SOLVENT, ...)	REQUIRED ANALYSIS										REMARKS			
DATE	TIME							LL PAH	REAS Metals	PRESERVATIVE						NUMBER OF CONTAINERS SUBMITTED	DATE DUE		EXPEDITED REPORT DELIVERY (SURCHARGE) <input type="radio"/>	DATE DUE	NUMBER OF COOLERS SUBMITTED PER SHIPMENT:
<i>5-29-13</i>	<i>1423</i>	<i>HP0193A-CS-SP</i>	<i>C</i>	<i>X</i>			<i>X</i>														
	<i>1434</i>	<i>HP0193B-CS-SP</i>	<i>C</i>	<i>X</i>			<i>X</i>														
	<i>1527</i>	<i>HP0299A-CS-SP</i>	<i>C</i>	<i>X</i>			<i>X</i>														
	<i>1535</i>	<i>HP0299B-CS-SP</i>	<i>C</i>	<i>X</i>			<i>X</i>														
	<i>1030</i>	<i>CV0995A-CS (sieve)</i>	<i>C</i>	<i>X</i>				<i>X</i>													
	<i>0835</i>	<i>CV1248A-CS (sieve)</i>	<i>C</i>	<i>X</i>				<i>X</i>													
	<i>1339</i>	<i>HP0125A-CS-SP (sieve)</i>	<i>C</i>	<i>X</i>				<i>X</i>													



680-90852-04 Chain of Custody

RELINQUISHED BY: (SIGNATURE) <i>[Signature]</i>	DATE <i>5-30-13</i>	TIME <i>1000</i>	RELINQUISHED BY: (SIGNATURE) <i>[Signature]</i>	DATE <i>6-3-13</i>	TIME <i>1715</i>	RELINQUISHED BY: (SIGNATURE)	DATE	TIME
RECEIVED BY: (SIGNATURE)	DATE	TIME	RECEIVED BY: (SIGNATURE)	DATE	TIME	RECEIVED BY: (SIGNATURE)	DATE	TIME

LABORATORY USE ONLY

RECEIVED FOR LABORATORY BY: (SIGNATURE) <i>Carol McNulty</i>	DATE <i>5/31/13</i>	TIME <i>0853</i>	CUSTODY INTACT YES <input type="radio"/> NO <input type="radio"/>	CUSTODY SEAL NO.	SAVANNAH LOG NO. <i>680-90852</i>	LABORATORY REMARKS
-----------------------------------------------------------------	------------------------	---------------------	-------------------------------------------------------------------------	------------------	--------------------------------------	--------------------

Page 20 of 24

6/12/2013



Login Sample Receipt Checklist

Client: Oneida Total Integrated Enterprises LLC

Job Number: 680-90852-3

SDG Number: 68090852-3

Login Number: 90852

List Number: 1

Creator: Daughtry, Beth

List Source: TestAmerica Savannah

Question	Answer	Comment
Radioactivity wasn't checked or is <=/ background as measured by a survey meter.	N/A	
The cooler's custody seal, if present, is intact.	True	
Sample custody seals, if present, are intact.	True	
The cooler or samples do not appear to have been compromised or tampered with.	True	
Samples were received on ice.	True	
Cooler Temperature is acceptable.	True	
Cooler Temperature is recorded.	True	
COC is present.	True	
COC is filled out in ink and legible.	True	
COC is filled out with all pertinent information.	True	
Is the Field Sampler's name present on COC?	N/A	
There are no discrepancies between the containers received and the COC.	True	
Samples are received within Holding Time.	True	
Sample containers have leg ble labels.	True	
Containers are not broken or leaking.	True	
Sample collection date/times are provided.	True	
Appropriate sample containers are used.	True	
Sample bottles are completely filled.	True	
Sample Preservation Verified.	N/A	
There is sufficient vol. for all requested analyses, incl. any requested MS/MSDs	True	
Containers requiring zero headspace have no headspace or bubble is <6mm (1/4").	N/A	
Multiphasic samples are not present.	True	
Samples do not require splitting or compositing.	True	
Residual Chlorine Checked.	N/A	

Login Sample Receipt Checklist

Client: Oneida Total Integrated Enterprises LLC

Job Number: 680-90852-3

SDG Number: 68090852-3

Login Number: 90852

List Number: 1

Creator: Snead, Joshua

List Source: TestAmerica Tampa

List Creation: 05/31/13 05:45 PM

Question	Answer	Comment
Radioactivity wasn't checked or is <=/ background as measured by a survey meter.	N/A	
The cooler's custody seal, if present, is intact.	True	
Sample custody seals, if present, are intact.	True	
The cooler or samples do not appear to have been compromised or tampered with.	True	
Samples were received on ice.	True	
Cooler Temperature is acceptable.	True	
Cooler Temperature is recorded.	True	
COC is present.	True	
COC is filled out in ink and legible.	True	
COC is filled out with all pertinent information.	True	
Is the Field Sampler's name present on COC?	True	
There are no discrepancies between the containers received and the COC.	True	
Samples are received within Holding Time.	True	
Sample containers have leg ble labels.	True	
Containers are not broken or leaking.	True	
Sample collection date/times are provided.	True	
Appropriate sample containers are used.	True	
Sample bottles are completely filled.	True	
Sample Preservation Verified.	N/A	
There is sufficient vol. for all requested analyses, incl. any requested MS/MSDs	True	
Containers requiring zero headspace have no headspace or bubble is <6mm (1/4").	N/A	
Multiphasic samples are not present.	True	
Samples do not require splitting or compositing.	True	
Residual Chlorine Checked.	N/A	

Certification Summary

Client: Oneida Total Integrated Enterprises LLC
 Project/Site: 35th Avenue Superfund Site

TestAmerica Job ID: 680-90852-3
 SDG: 68090852-3

Laboratory: TestAmerica Savannah

All certifications held by this laboratory are listed. Not all certifications are applicable to this report.

Authority	Program	EPA Region	Certification ID	Expiration Date
A2LA	DoD ELAP		399.01	07-31-13
Alabama	State Program	4	41450	06-30-13
Alaska (UST)	State Program	10	UST-104	06-19-13
Arkansas DEQ	State Program	6	88-0692	02-01-13 *
California	NELAP	9	3217CA	07-31-13
Colorado	State Program	8	N/A	12-31-13
Connecticut	State Program	1	PH-0161	03-31-15
Florida	NELAP	4	E87052	06-30-13
GA Dept. of Agriculture	State Program	4	N/A	12-31-13
Georgia	State Program	4	N/A	06-30-13
Georgia	State Program	4	803	06-30-13
Hawaii	State Program	9	N/A	06-30-13
Illinois	NELAP	5	200022	11-30-13
Indiana	State Program	5	N/A	06-30-13
Iowa	State Program	7	353	07-01-13 *
Kentucky	State Program	4	90084	12-31-12 *
Kentucky (UST)	State Program	4	18	03-31-13 *
Louisiana	NELAP	6	30690	06-30-13
Louisiana	NELAP	6	LA100015	12-31-13
Maine	State Program	1	GA00006	08-16-14
Maryland	State Program	3	250	12-31-13
Massachusetts	State Program	1	M-GA006	06-30-13
Michigan	State Program	5	9925	06-30-13
Mississippi	State Program	4	N/A	06-30-13
Montana	State Program	8	CERT0081	01-01-14
Nebraska	State Program	7	TestAmerica-Savannah	06-30-13 *
New Jersey	NELAP	2	GA769	06-30-13
New Mexico	State Program	6	N/A	06-30-13
New York	NELAP	2	10842	04-01-14
North Carolina DENR	State Program	4	269	12-31-13
North Carolina DHHS	State Program	4	13701	07-31-13
Oklahoma	State Program	6	9984	08-31-13
Pennsylvania	NELAP	3	68-00474	06-30-13 *
Puerto Rico	State Program	2	GA00006	01-01-14
South Carolina	State Program	4	98001	06-30-13
Tennessee	State Program	4	TN02961	06-30-13
Texas	NELAP	6	T104704185-08-TX	11-30-13
USDA	Federal		SAV 3-04	04-07-14
Virginia	NELAP	3	460161	06-14-13 *
Washington	State Program	10	C1794	06-10-13
West Virginia	State Program	3	9950C	12-31-13
West Virginia DEP	State Program	3	94	06-30-13
Wisconsin	State Program	5	999819810	08-31-13
Wyoming	State Program	8	8TMS-Q	06-30-13

Laboratory: TestAmerica Tampa

All certifications held by this laboratory are listed. Not all certifications are applicable to this report.

Authority	Program	EPA Region	Certification ID	Expiration Date
Alabama	State Program	4	40610	06-30-13

* Expired certification is currently pending renewal and is considered valid.

TestAmerica Savannah

Certification Summary

Client: Oneida Total Integrated Enterprises LLC
Project/Site: 35th Avenue Superfund Site

TestAmerica Job ID: 680-90852-3
SDG: 68090852-3

Laboratory: TestAmerica Tampa (Continued)

All certifications held by this laboratory are listed. Not all certifications are applicable to this report.

Authority	Program	EPA Region	Certification ID	Expiration Date
Florida	NELAP	4	E84282	06-30-13
Georgia	State Program	4	905	06-30-13
USDA	Federal		P330-11-00177	04-20-14

1

2

3

4

5

6

7

8

9

10

11

12